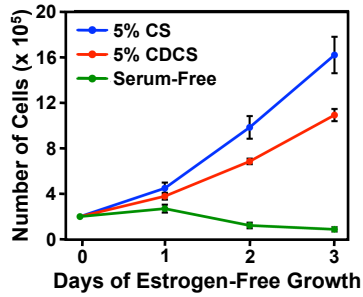
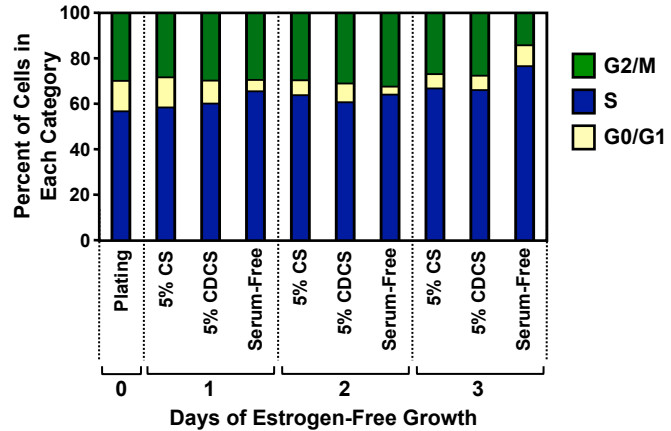


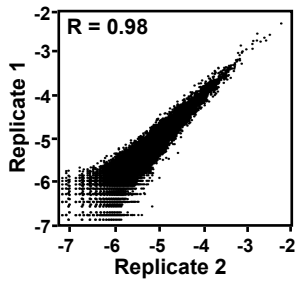
A



B

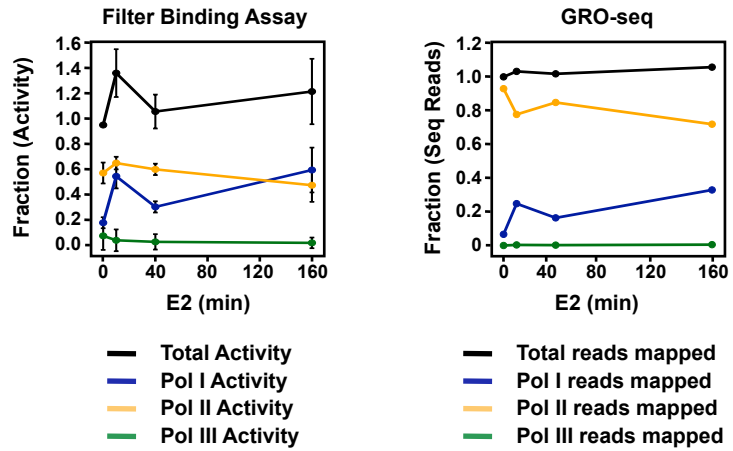


C



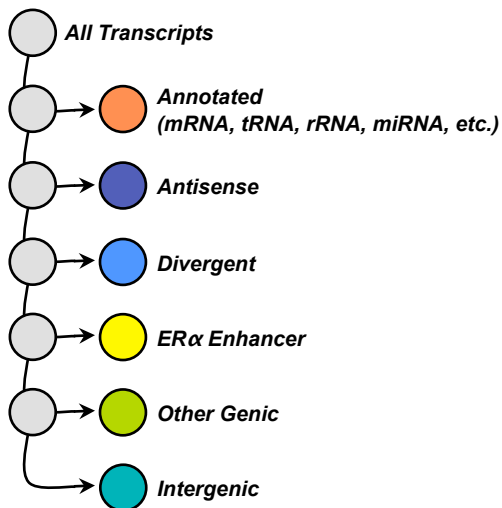
E2 (min.)	Corr. Coeff. (R)
0	0.9627153
10	0.9744017
40	0.9824462
160	0.9788250

D



E

Comparing Transcripts with Annotations



F

- Annotated (Genic):** Transcripts with significant overlap to existing annotations.
 - Antisense:** Transcripts that run antisense to and overlap with annotated transcripts.
 - Divergent:** Transcripts that run antisense to and overlap with the 5' promoter of any detected transcript.
 - ER α Enhancer:** Transcripts that originate near an ER α binding site that is far from known promoters.
 - Other Genic (Poorly Matching Annotated):** Transcripts that overlap a segment of an annotated protein coding gene on either strand, but area poor match to the annotation.
- Intergenic:** Transcripts that do not fit into the categories noted above.