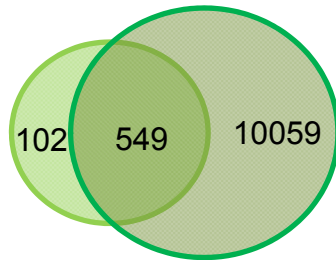


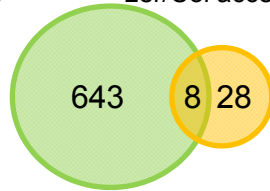
Figure S8

A

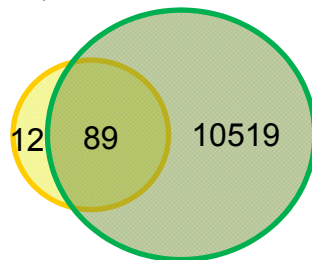
739 unfiltered MEGs_LC (651 have SNPs in Col-0/Bur-0 accessions) 12041 unfiltered MEGs_BC (10608 have SNPs in Ler/Col accessions)



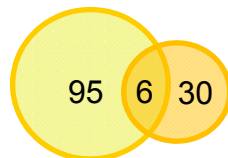
739 unfiltered MEGs_LC (651 have SNPs in Col-0/Bur-0 accessions) 39 filtered MEGs_BC (36 have SNPs in Ler/Col accessions)



114 filtered MEGs_LC (101 have SNPs in Col-0/Bur-0 accessions) 12041 unfiltered MEGs_BC (10608 have SNPs in Ler/Col accessions)

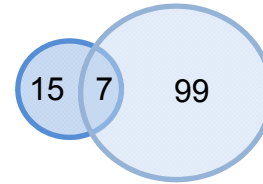


114 filtered MEGs_LC (101 have SNPs in Col-0/Bur-0 accessions) 39 filtered MEGs_BC (36 have SNPs in Ler/Col accessions)



B

25 unfiltered PEGs_LC (22 have SNPs in Col-0/Bur-0 accessions) 119 unfiltered PEGs_BC (106 have SNPs in Ler/Col accessions)



25 unfiltered PEGs_LC (22 have SNPs in Col-0/Bur-0 accessions) 27 filtered PEGs_BC (24 have SNPs in Ler/Col accessions)

