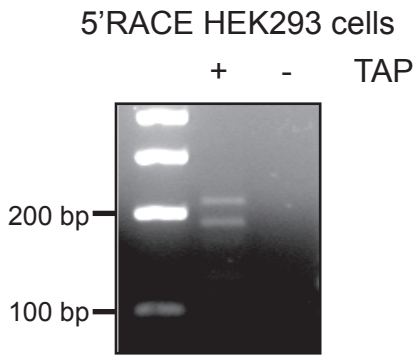
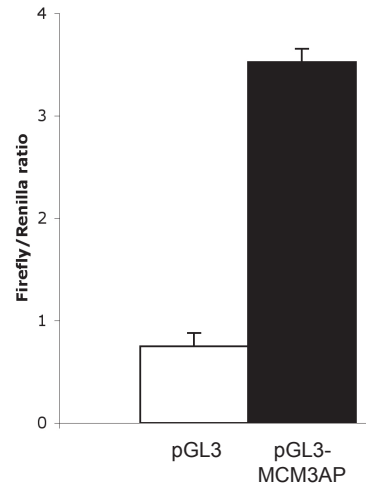


**A****B****C**

CCAGCTAATTTTTTTTTTTTTTTTTTTTTTTTTTTTTTTTTTTGAAATGGAGTTTTACTCTGTTACCCAAGCTGGAGTGCAGTGGTGCCATCTCG  
 NF IL6

GCTCACTGCAAGCTCCGCCTCCCGGGTTCACGCCATTCTCAGCCTCCTGAGTAGCTGGGACTACAGGAGCCTGCCAATATGC  
 AP-1

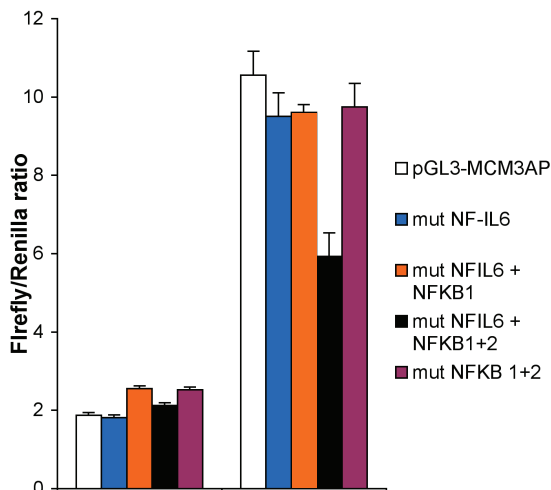
CTGGCTAATTTTTTCATATTTTTAGTAGAGACGGGGTTTCACCGTGTAGCCAGGATAGTCTCGATCTCCTGACCTCGTGATC  
 NF kB

CGCCTGCCCTGGCCTCCCAAAGTGC TGGGATTACAGGCATGAGCCACCGTGCC TGGCCGCCAGCTAATTTTTTGTATTTTTTA  
 GTAGAGACGGGGTCTACCATGATGGCCAAGCTGGTTTCGAACTCCTGACCTGAAGTGATTTGCC TGGCTTTGGCCTCGCAA  
 NF kB

GAGCTAGGATTACAGGTGTAAGCCACTGTGCCTGGCCGACTCTTGCAC TTTCTTTTTTTTTTTTTTTTTTTTGGAGACGGAGTCTC  
 GCTCTGTCTGCCAGGCTGGAGTGCAGTGGCGGATCTCTGCTCACTGCAAGCTCTGCCTCCCGGCTTCACGTCATTCTCCTG  
 CTTCAGCCTCCCGAGTAGCTGGGACTACAGGCGCCCGCCACCACACCCAGGCTAATTTTTTTTGTATTTTTTAGTAGAGACAGGG  
 TTTCACCATGTTAGCCAGGATCGTCTGGATCTCTTGACCTCATGATCCACCCGCTTCGGCCCTTCCAAAGTGC TGGGATTACA  
 GCGTGAGCCACCGCGCTGACTGACTCTTGCAC TTTTCAAGCAAGCCCTCAGTGTCTGTGGGCCCAAGTGCAGTGTCTTC  
 p53

CATGCTGATTGCCCTGTTTCTAGGAATGCAGTAGAGACAGACCAGAGGGTCCG TGTGGCCCGTTGCTGTGAGGATGTCTGTG  
 transcription of MCM3AP

CCCACTTAGTGGACTTGTTC TCGTGGAGGAAATCTCCAGACTGCAAAGGAGACCCCTCCAGGAGCTTCAGTGTCTTCTGCAA  
 GTATCTACAGCGGTGGAGGGAAGCTGTACAGCCCGCAAGAACTGAGGCGCCAAATGCGGGCTTTCCCTGCTGCGCCCTGC  
 TCGGTGGACGTGAGCGACCGCT

**D**

Supp Figure 1- MCM3AP transcription start site mapping