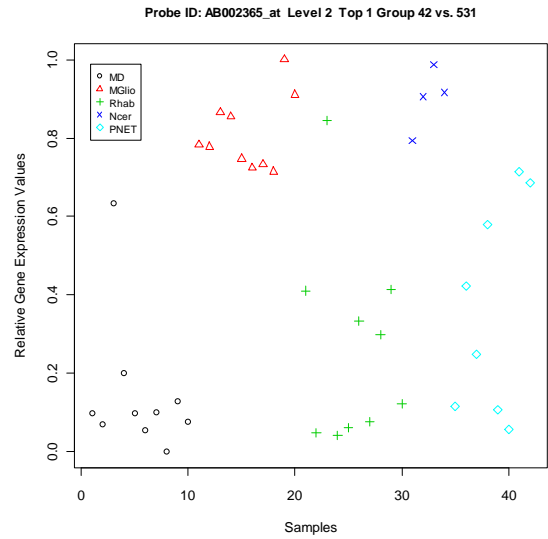
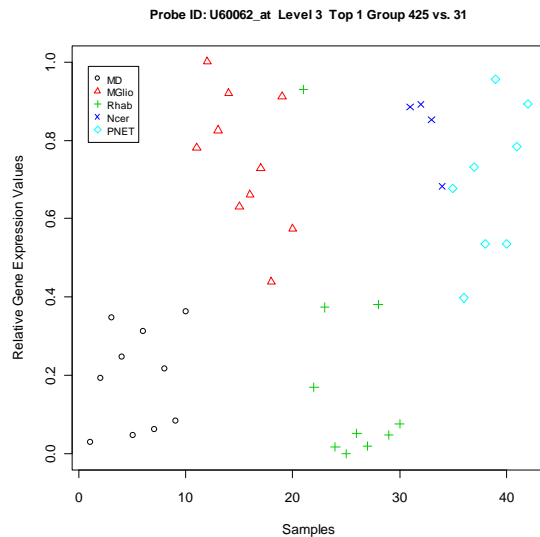


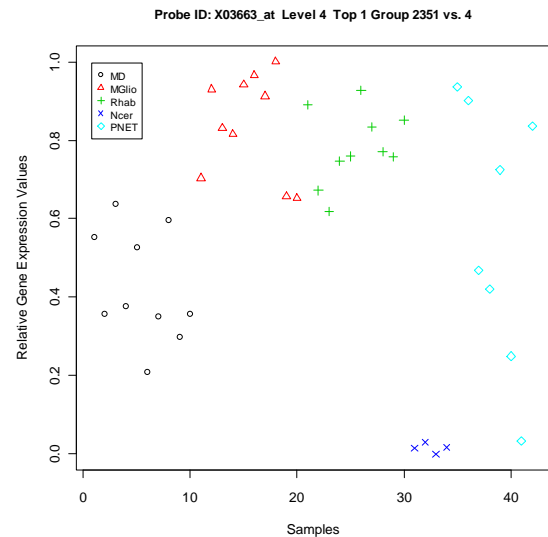
(a)



(b)



(c)



(d)

**Figure S2. Scatter-plots of the top most gene of each level in the CNS data set.** Panels (a), (b), (c) and (d) are the scatter-plots of the top most gene of level-1, level-2, level-3 and level-4, respectively. The top most genes are GRM4 (U92457\_s\_at), PRUNE2 (AB002365\_at), FEZ1 (U60062\_at) and GNAI2 (X04828\_at), respectively. There are five classes in the CNS data set: medulloblastomas (MD), malignant gliomas (MGlio), atypical teratoid/rhabdoid tumors (Rhab), human cerebella tumors (Ncer), and primitive neuro-ectodermal tumors (PNET).