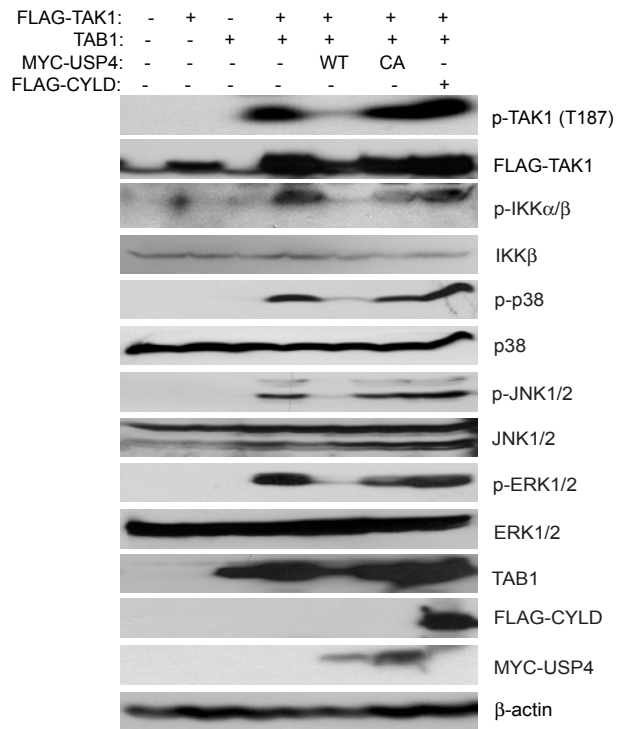
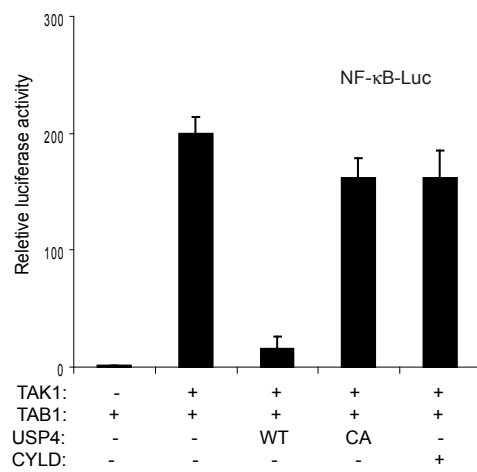


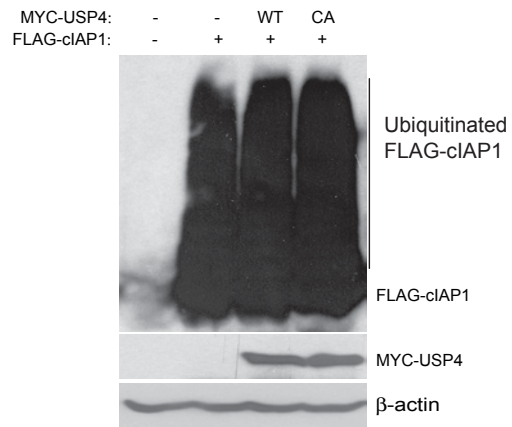
Supplementary Figure S1



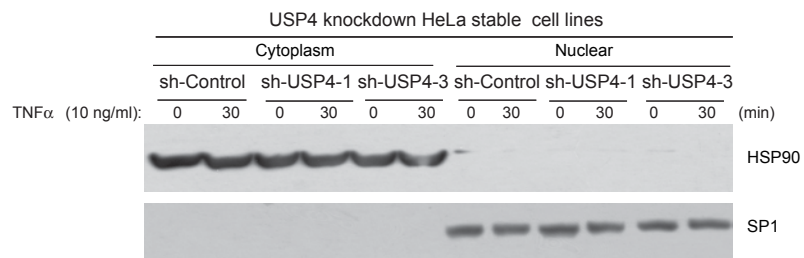
Supplementary Figure S2



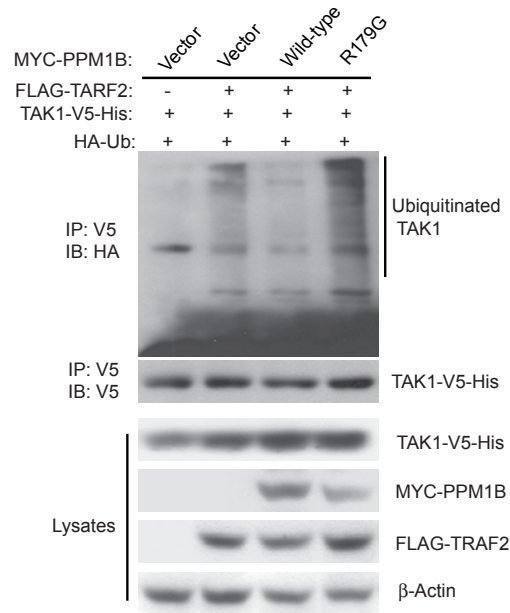
Supplementary Figure S3



Supplementary Figure S4



Supplementary Figure S5



Supplementary Table S1 Primers

No.	Name	Sequence (5' → 3')
1	sh-USP4-1	AACATGTCCGAGTTTGTCTGT
2	sh-USP4-3	AACTGTAAGAAGCATCAACAG
3	USP4-WT-Resuce-5'	AGGGCTGAACATGAGTGAATTCGTATGTAACCTGTCAG
4	USP4-WT-Resuce-3'	CTGACAGGTTACATACGAATTCACCTCATGTTTCAGCCCT
5	hMIP3 α -RT-5'	GCCAATGAAGGCTGTGACAT
6	hMIP3 α -RT-3'	TGTGCAAGTAAAACCTCCAA
7	hMnSOD-RT-5'	GGAAGCCATCAAACGTGACT
8	hMnSOD-RT-3'	GTAGTAAGCGTGCTCCCACA
9	hMCP-1-RT-5'	CCCCAGTCACCTGCTGTTAT
10	hMCP-1-RT-3'	GAGTTTGGGTTTGCTTGTC
11	hIkB α -RT-5'	CCAGGGCTATTCTCCCTACC
12	hIkB α -RT-3'	CTTTGCGCTCATAACGTCAG
13	hclAP2-RT-5'	TGCAAGAAGCTGAAGCTGTG
14	hclAP2-RT-3'	GAAGGAGCACAATCTTTGCAT
15	hA20-RT-5'	TTGGAAGCACCATGTTTGAA
16	hA20-RT-3'	TGGGATGCTGACACTCCAT
17	hGAPDH-RT-5'	CCTCAACGACCACTTTGTCA
18	hGAPDH-RT-3'	GACTGAGTGTGGCAGGGACT