

Fig. S1: As³⁺ induces miR-190 expression in primary human SAEC cells.

Fig. S1


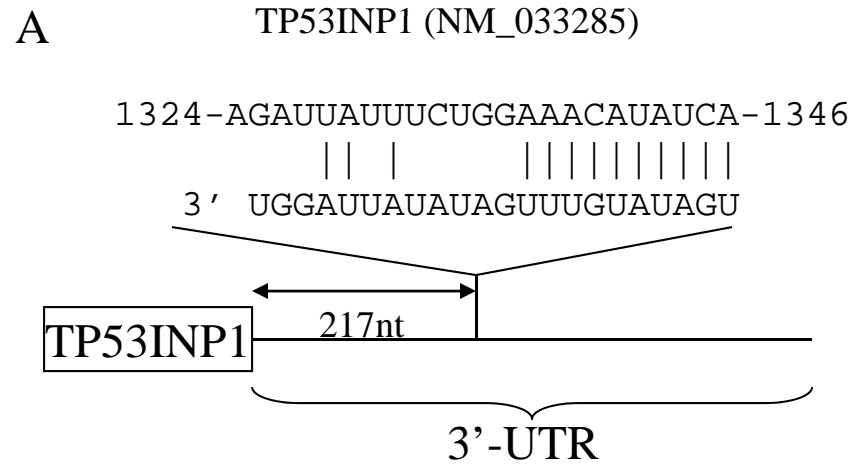


Fig. S2: miR-190 targets TP53INP1. **A.** Schematic diagram of miR-190 binding site at the 3'-UTR of TP53INP1 mRNA. **B.** Western blotting shows As³⁺-induced decrease of TP53INP1 protein.

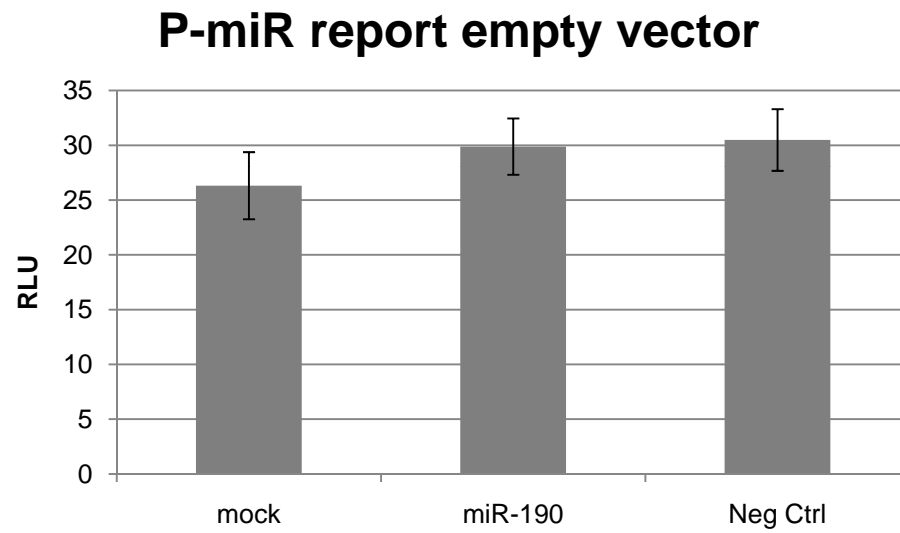


Fig. S3: miR-190 has no effect on the control pMIR-REPORT vector.

Fig. S3