
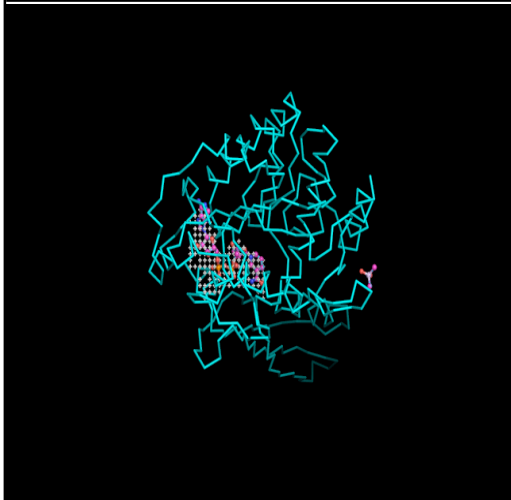
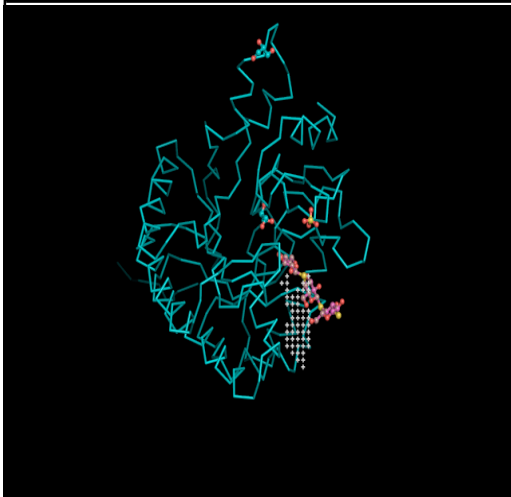


Sl. No	Figure	Protein	PDBID	Chain	Pocket ID	Lig ID	PMIN Score	PMAX Score
1		Rv0005	3m4i	A	r1	MPD	1	0.387
2		Rv0046c	1gr0	A	r1	NAD	0.967	0.517
3		Rv0062	1uoz	A	r17	GLC	0.507	0.255

4



Rv0062

1uoz

A

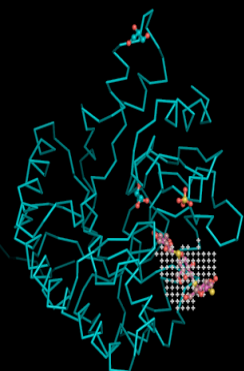
r3

GLC

0.903

0.164

5



Rv0062

1uoz

A

r5

GLC

0.823

0.261

6



Rv0098

2pfc

A

r5

PLM

0.64

0.429

7



Rv0098

2pfc

A

r7

PLM

0.955

0.262

8



Rv0223c

3b4w

A

r2

NAD

0.973

0.352

9



Rv0223c

3b4w

A

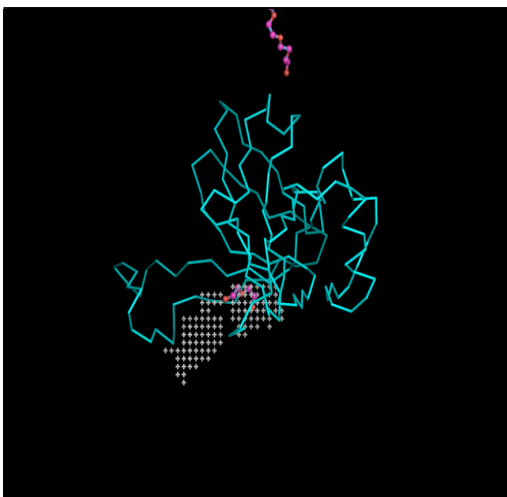
r3

NAD

0.857

0.27

10



Rv0321

2qlp

A

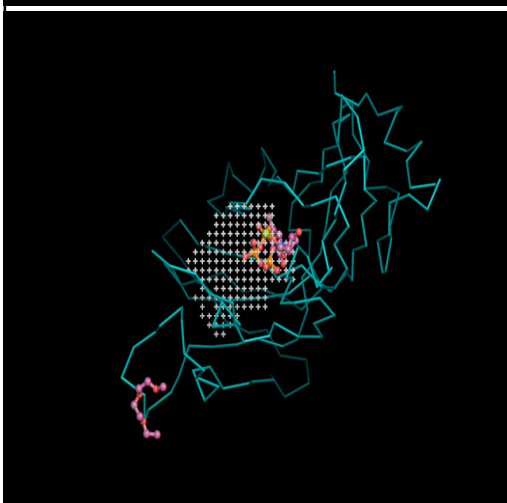
r4

TTP

0.404

0.265

11



Rv0321

2qxx

A

r2

TTP

1

0.173

12



Rv0321

2qxx

A

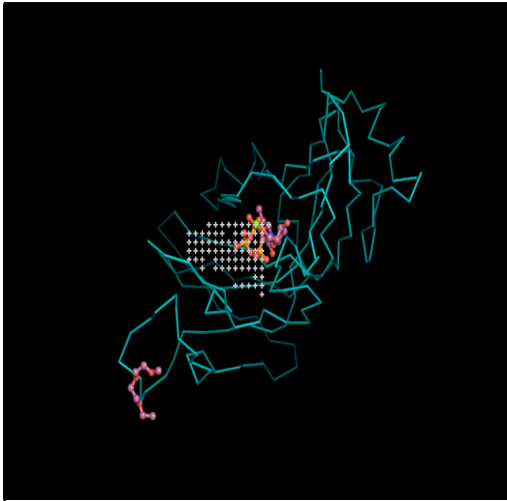
r4

TTP

0.375

0.069

13



Rv0321

2qxx

A

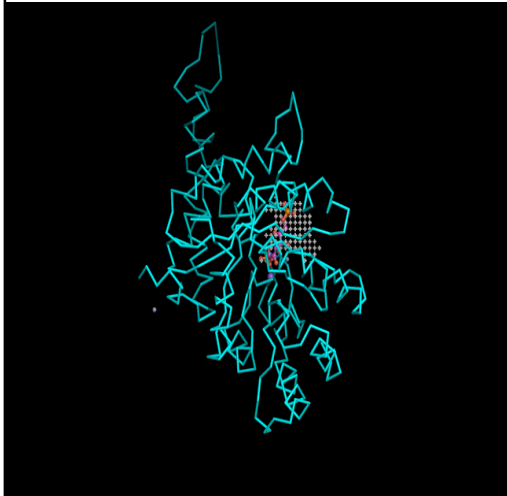
r8

TTP

0.468

0.205

14



Rv0363c

3elf

A

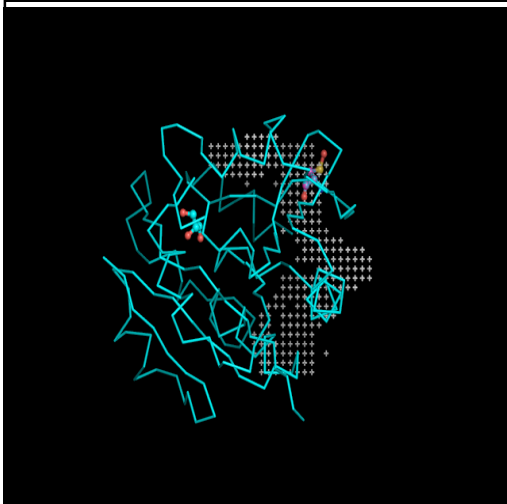
r4

2FP

0.802

0.48

15



Rv0371c

2wee

A

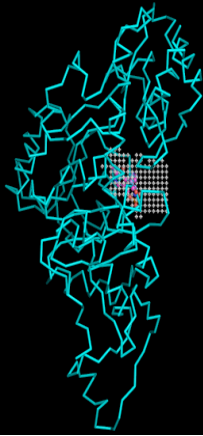
r10

CSO

1

0.011

16



Rv0391

3ndn

A

r3

LLP

0.898

0.288

17



Rv0407

3b4y

A

r17

F42

0.456

0.398

18



Rv0407

3b4y

A

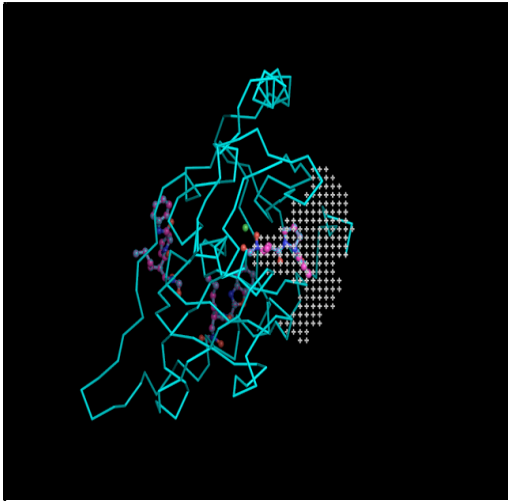
r4

F42

0.904


0.391

19




Rv0429c	3e3u	A	r2	NVC	0.685	0.435
---------	------	---	----	-----	-------	-------

20



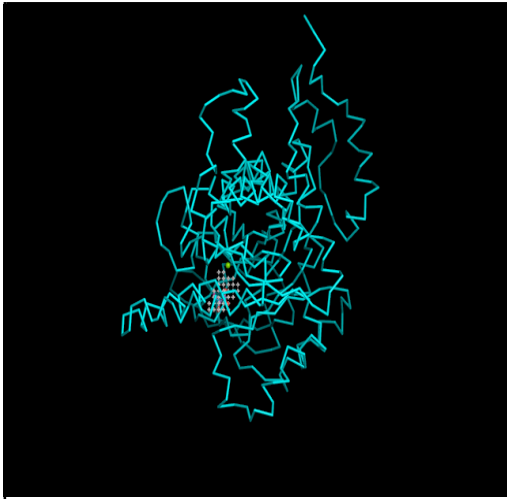
Rv0462	3ii4	A	r3	3II	0.721	0.368
--------	------	---	----	-----	-------	-------

21




Rv0462	3ii4	A	r4	FAD	1	0.086
--------	------	---	----	-----	---	-------

22



Rv0467	1f8m	A	r3	PYR	1	0.193
--------	------	---	----	-----	---	-------

23



Rv0503c	3hem	A	r2	D22	1	0.24
---------	------	---	----	-----	---	------

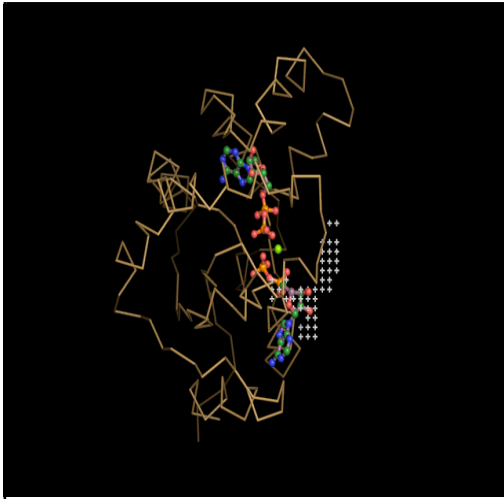
24



Rv0554	3hss	A	r1	TRS	1	0.02
--------	------	---	----	-----	---	------



25



Rv0733

2cdn

A

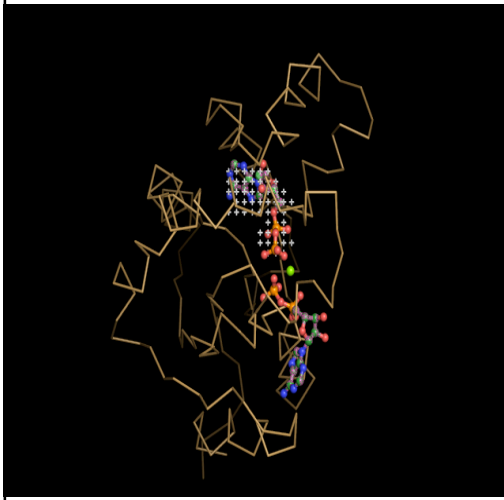
r13

ADP

0.913

0.112

26



Rv0733

2cdn

A

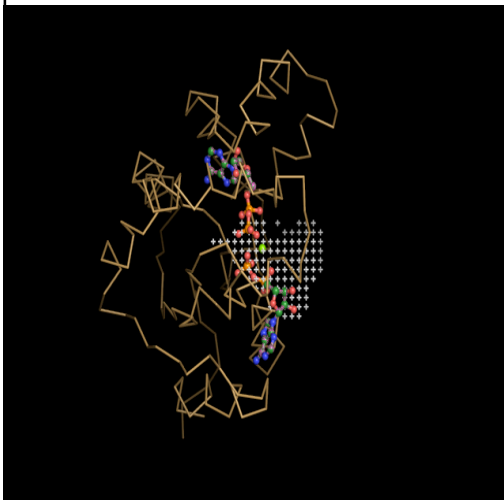
r2

ADP

0.693

0.468

27



Rv0733

2cdn

A

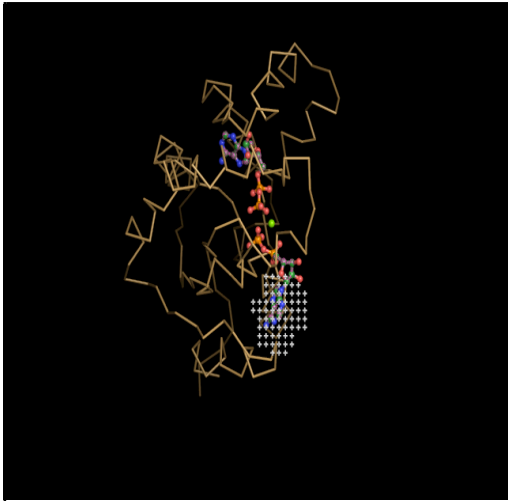
r3

ADP

0.653


0.414

28




Rv0733	2cdn	A	r4	ADP	0.824	0.141
--------	------	---	----	-----	-------	-------

29



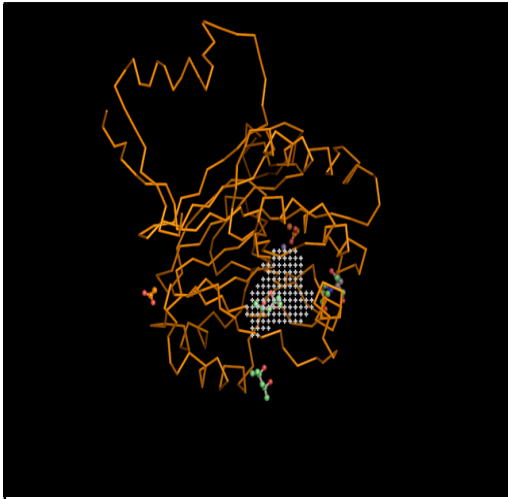
Rv0764c	2w0b	A	r2	HEM	0.997	0.166
---------	------	---	----	-----	-------	-------

30



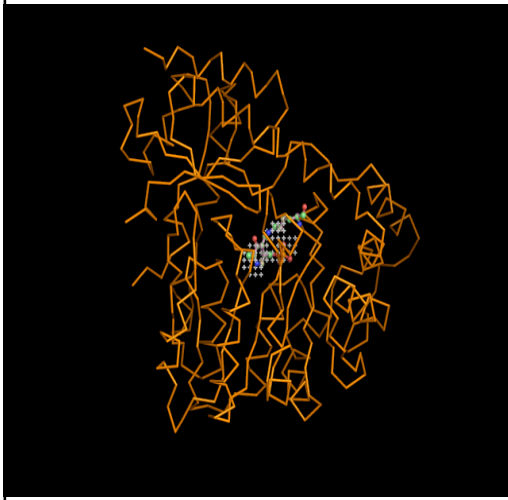
Rv0805	3ib7	A	r17	MPD	0.48	0.29
--------	------	---	-----	-----	------	------

31



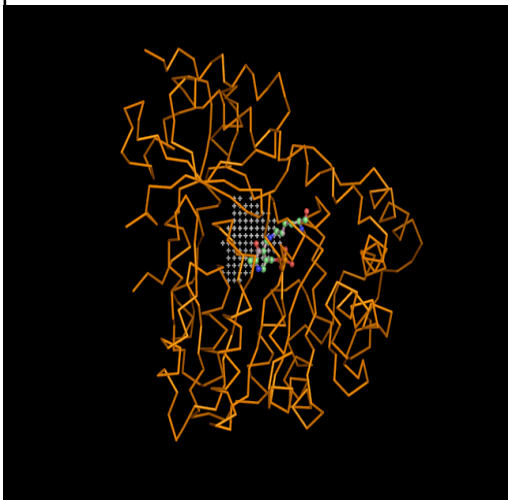
Rv0805	3ib7	A	r3	MPD	0.556	0.216
--------	------	---	----	-----	-------	-------

32




Rv0858c	2o0r	A	r21	LLP	0.692	0.665
---------	------	---	-----	-----	-------	-------

33



Rv0858c	2o0r	A	r4	LLP	0.474	0.456
---------	------	---	----	-----	-------	-------

34



Rv0884c

2fyf

A

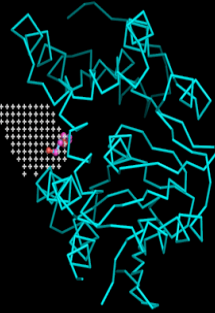
r11

PLP

0.957

0.235

35



Rv0905

3he2

A

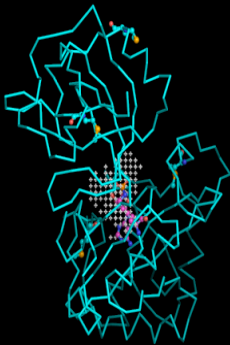
r1

PGE

1

0.201

36



Rv0938

1vs0

A

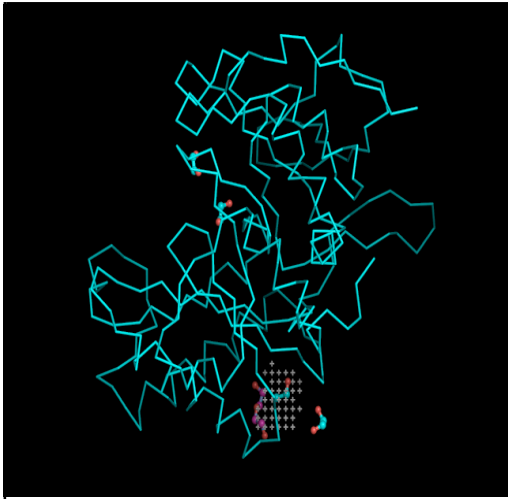
r1

APK

0.929

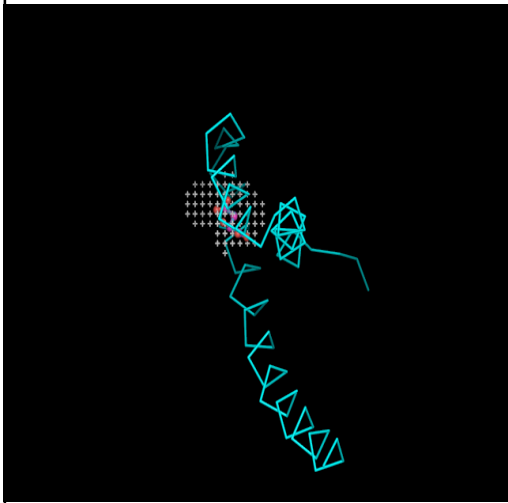
0.565

37




Rv0938	2r9l	A	r16	APK	0.443	0.147
--------	------	---	-----	-----	-------	-------

38



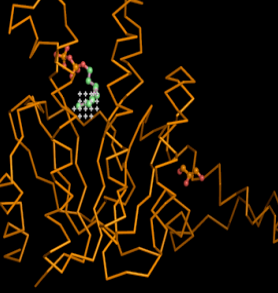


Rv0948c	2vkl	A	r1	MLT	1	0.092
---------	------	---	----	-----	---	-------

39



Rv1018c	2qkx	A	r1	UD1	0.984	0.188
---------	------	---	----	-----	-------	-------

<p>40</p> 	Rv1018c	3dj4	A	r1	UD1	1	0.23
<p>41</p> 	Rv1086	2vg0	A	r1	GPP	0.63	0.489
<p>42</p> 	Rv1086	2vg0	A	r3	GPP	0.721	0.433

43



Rv1092c

3aez

A

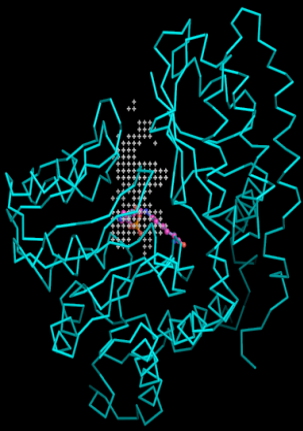
r1

GDP

0.972

0.08

44



Rv1093

3h7f

A

r12

LLP

0.852

0.253

45



Rv1131

3hwk

A


r14

SIN

0.776


0.076

46



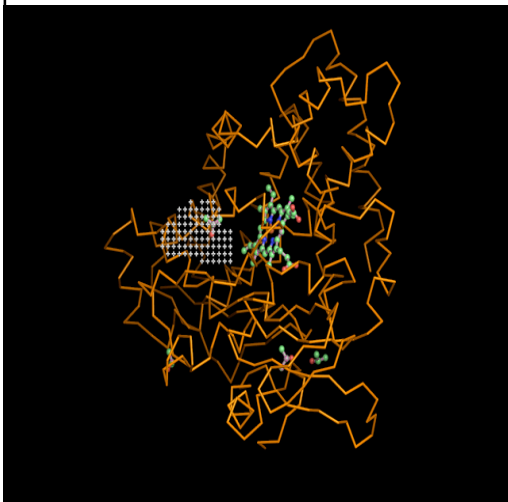
Rv1131	3hwk	A	r3	SIN	0.848	0.133
--------	------	---	----	-----	-------	-------

47



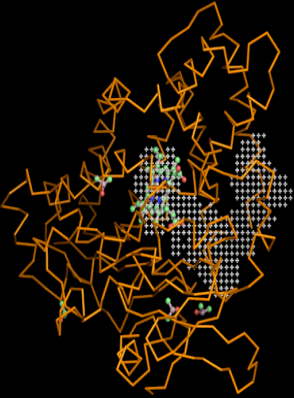
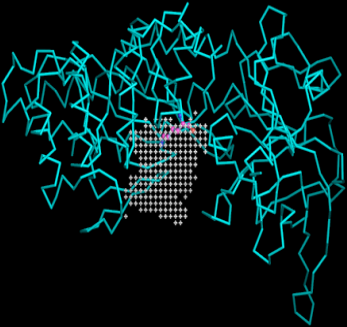
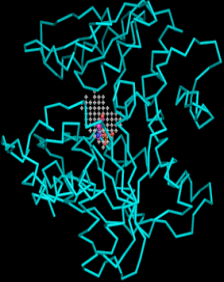
Rv1201c	3fsy	A	r12	SCA	0.537	0.191
---------	------	---	-----	-----	-------	-------

48

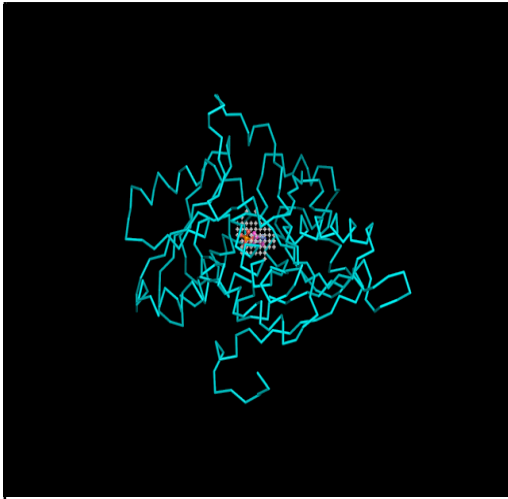


Rv1256c	2uuq	A	r2	IPA	0.35	0.186
---------	------	---	----	-----	------	-------



<p>49</p> 	Rv1256c	2uuq	A	r3	HEM	0.964	0.14
<p>50</p> 	Rv1293	2o0t	A	r3	LLP	1	0.024
<p>51</p> 	Rv1295	2d1f	A	r6	PLP	0.744	0.383

52



Rv1335

3dwg

A

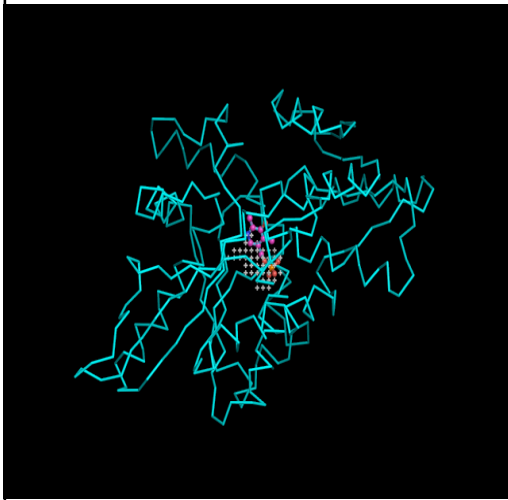
r3

PLP

0.533

0.362

53



Rv1335

3dwg

B

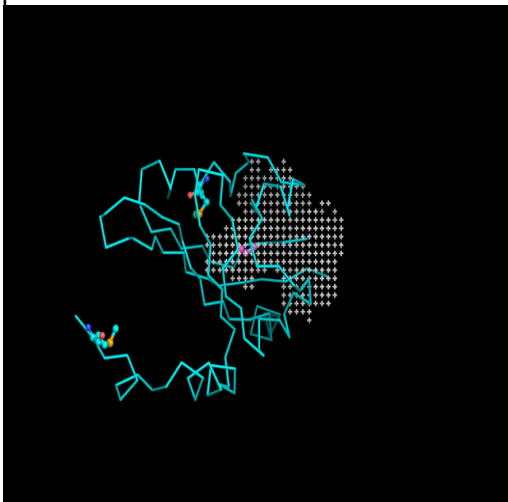
r2

PLP

0.554

0.289

54



Rv1364c

3kx0

X

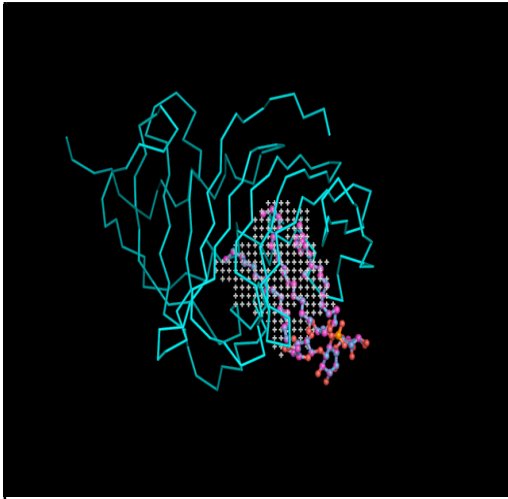
r2

PLM

0.917

0.124

55



Rv1411c

3mha

A

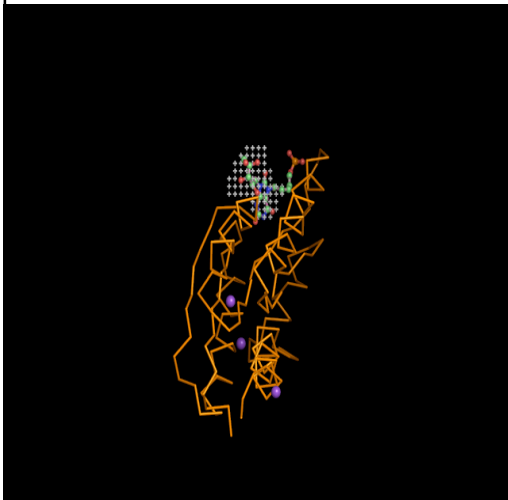
r1

Z69

1

0.447

56



Rv1416

2c92

A

r2

TP6

0.655

0.619

57



Rv1416

2c92

A

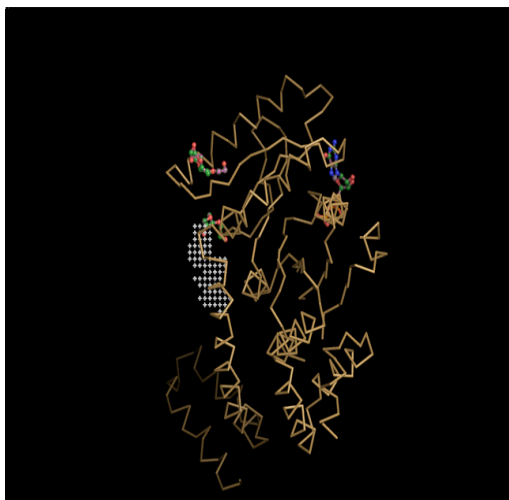
r9

TP6

0.549

0.379

58



Rv1496

3p32

A

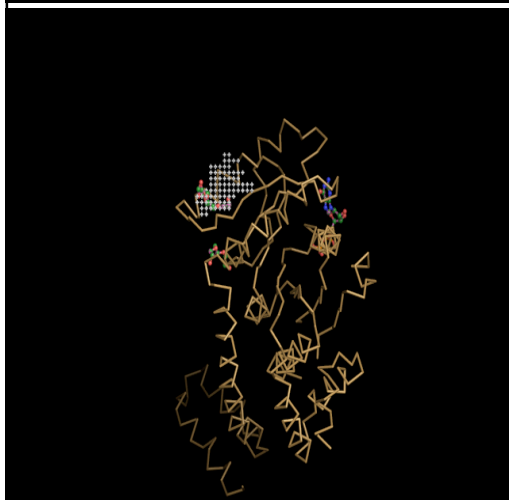
r10

PGE

0.405

0.264

59



Rv1496

3p32

A

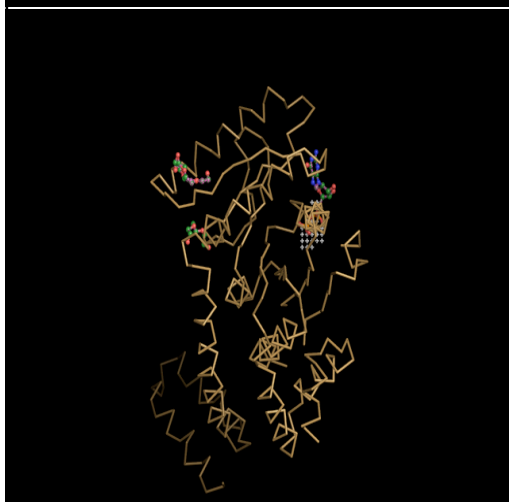
r11

PGE

0.407

0.37

60



Rv1496

3p32

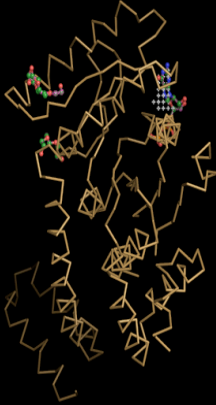

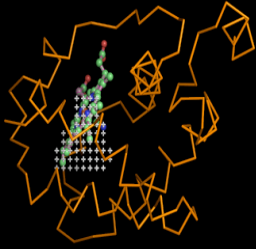
A

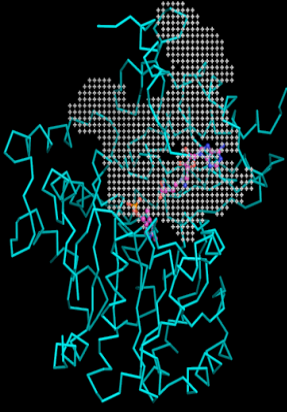


r21

GDP

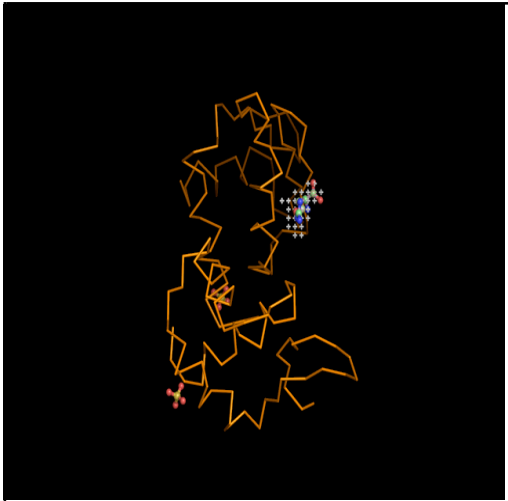
0.895

0.351

61		Rv1496	3p32	A	r22	GDP	1	0.393
62		Rv1542c	2gkm	A	r1	HEM	0.853	0.746
63		Rv1542c	2gkm	A	r2	HEM	0.673	0.651


<p>64</p> 	Rv1568	3lv2	A	r1	SFG	1	0.018
<p>65</p> 	Rv1656	2i6u	A	r4	NVA	1	0.19
<p>66</p> 	Rv1657	3lap	A	r1	GGB	0.8	0.137

67




Rv1657	3lap	A	r9	GGB	1	0.761
--------	------	---	----	-----	---	-------

68

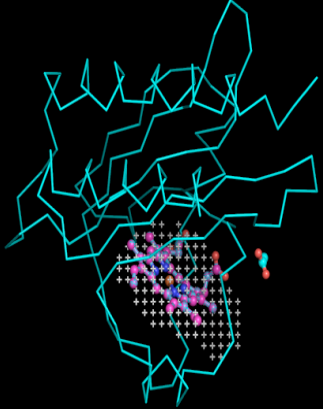
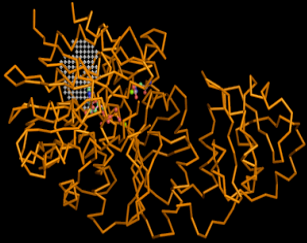
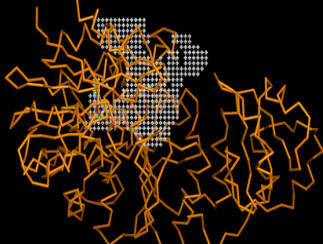


Rv1908c	2cca	A	r16	HEM	0.953	0.475
---------	------	---	-----	-----	-------	-------

69

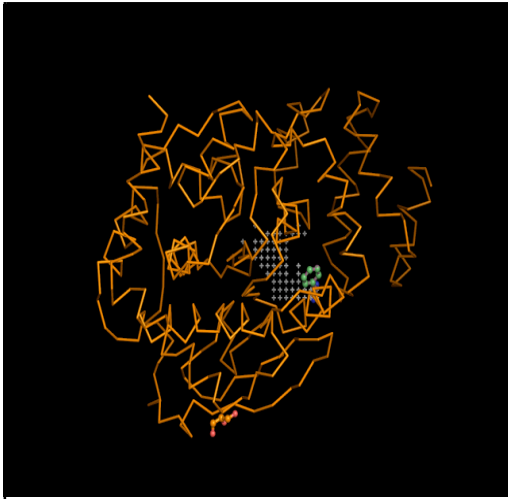


Rv1932	1xvq	A	r2	CSX	0.892	0.515
--------	------	---	----	-----	-------	-------

70		Rv2027c	2vzw	A	r1	HEM	1	0.811
71		Rv2158c	2xja	A	r2	ADP	0.724	0.417
72		Rv2158c	2xja	A	r3	ADP	1	0.097




73



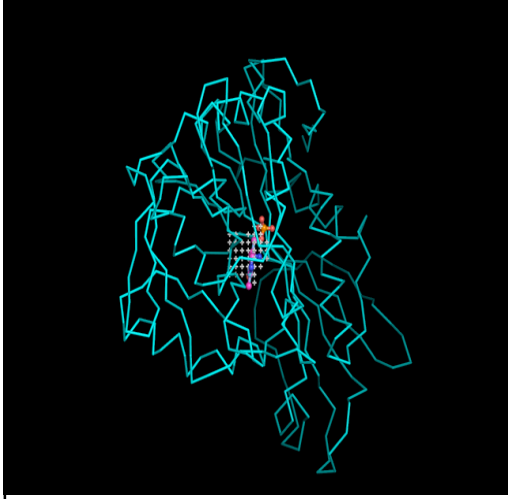
Rv2192c	2bpq	A	r16	BEN	0.516	0.259
---------	------	---	-----	-----	-------	-------

74



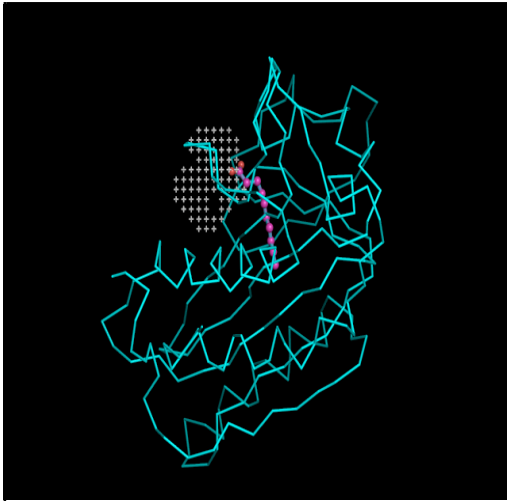
Rv2192c	2bpq	A	r3	BEN	0.853	0.498
---------	------	---	----	-----	-------	-------

75




Rv2210c	3ht5	A	r1	PMP	0.874	0.551
---------	------	---	----	-----	-------	-------

76



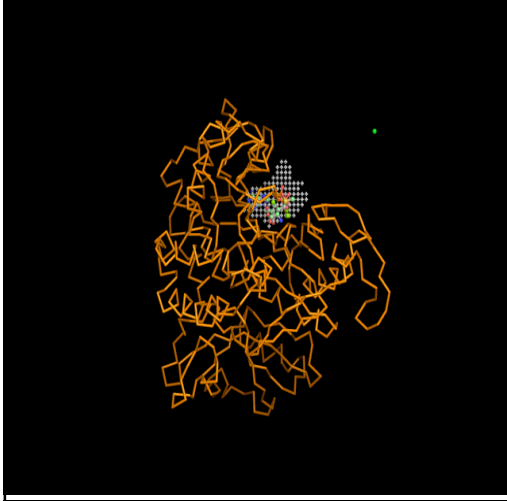
Rv2217	1w66	A	r2	DKA	0.513	0.317
--------	------	---	----	-----	-------	-------

77



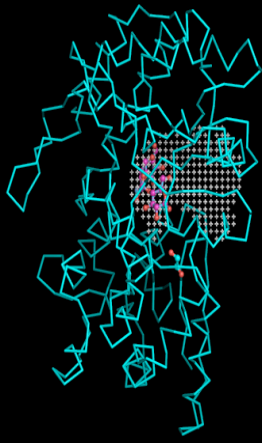
Rv2220	2bvc	A	r25	ADP	0.914	0.2
--------	------	---	-----	-----	-------	-----

78



Rv2220	2bvc	A	r3	ADP	1	0.34
--------	------	---	----	-----	---	------

79



Rv2228c

3hst

A

r2

MLR

0.572

0.445

80



Rv2228c

3hst

C

r1

MLR

0.616

0.369

81



Rv2228c

3hst

C

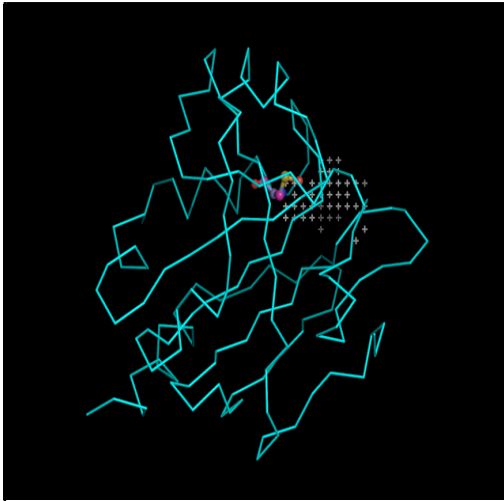
r5

MLR

0.473


0.124

82




Rv2238c	1xvw	A	r8	CSO	0.783	0.444
---------	------	---	----	-----	-------	-------

83

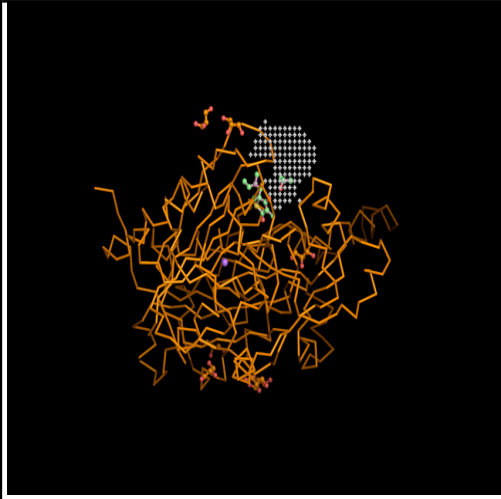




Rv2243	2qc3	A	r8	ACY	0.794	0.068
--------	------	---	----	-----	-------	-------

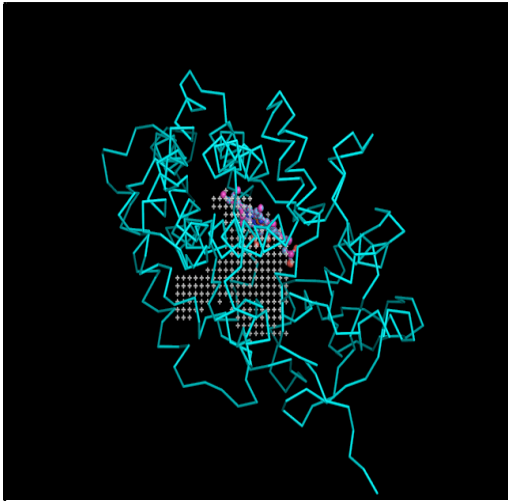
84



Rv2245	2wge	A	r1	TLM	0.736	0.463
--------	------	---	----	-----	-------	-------

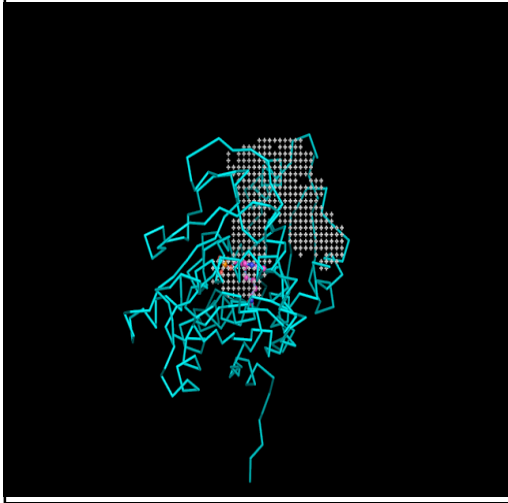
85		Rv2245	2wge	A	r3	TLM	0.62	0.268
86		Rv2266	2wm5	A	r13	HEM	0.832	0.299
87		Rv2266	2wm5	A	r2	HEM	0.968	0.145

88



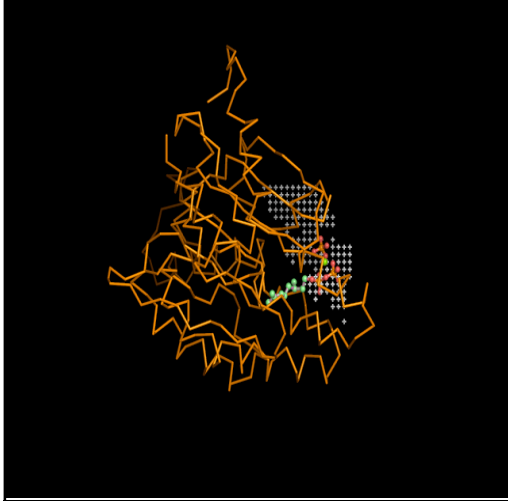
Rv2276	1n40	A	r2	HEM	0.992	0.161
--------	------	---	----	-----	-------	-------

89






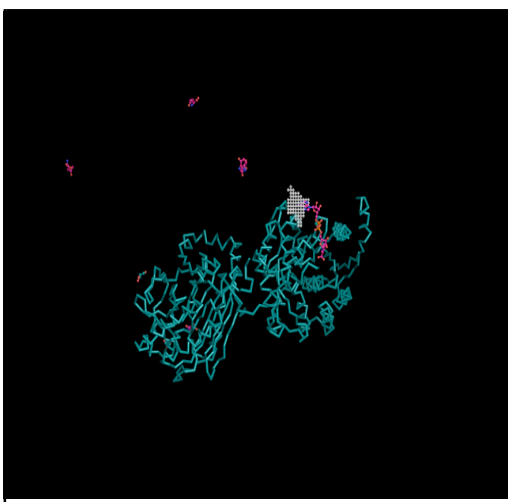
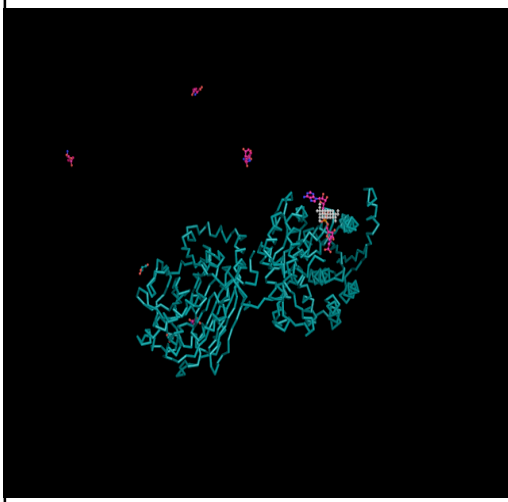
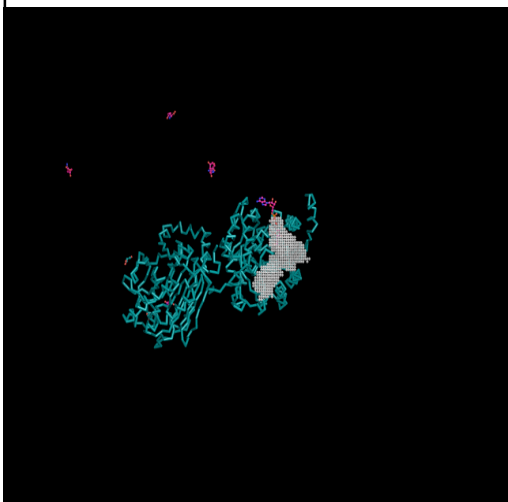
Rv2334	2q3b	A	r2	LLP	1	0.137
--------	------	---	----	-----	---	-------

90



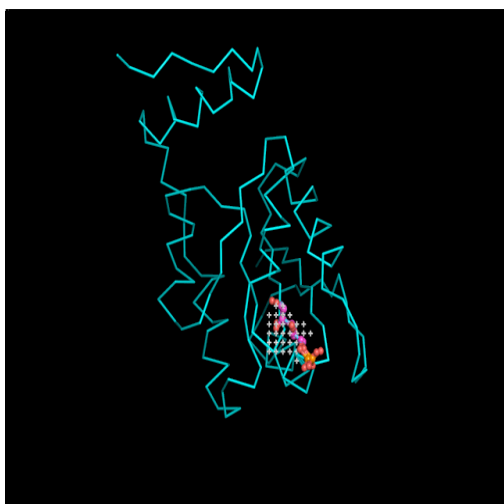
Rv2361c	2vg3	A	r21	GPP	0.694	0.268
---------	------	---	-----	-----	-------	-------

91		Rv2361c	2vg3	A	r3	GPP	0.913	0.264
92		Rv2438c	3dla	A	r11	NXX	0.292	0.244
93		Rv2438c	3dla	A	r1	NXX	0.427	0.259

94		Rv2438c	3dla	A	r32	NXX	0.365	0.365
95		Rv2438c	3dla	A	r36	NXX	0.604	0.111
96		Rv2438c	3dla	A	r9	NXX	0.984	0.028



97



Rv2465c

2vvp

A


r8

5RP

1

1

98



Rv2470

2qrv

A


r1

HEM

0.936

0.541

99



Rv2495c

3l60


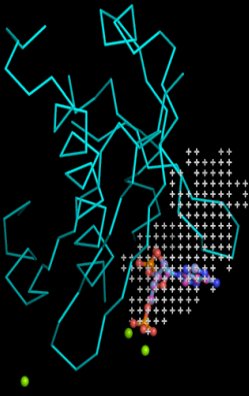

A

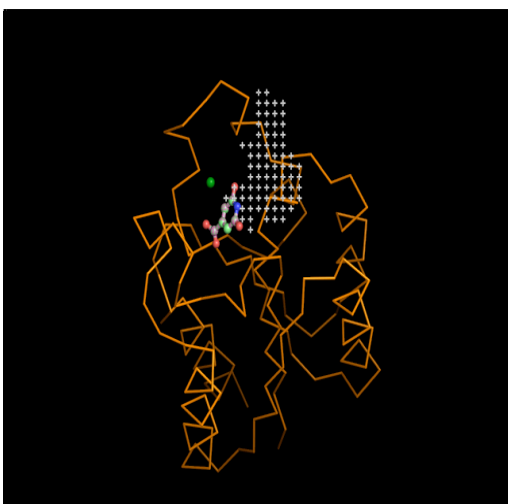

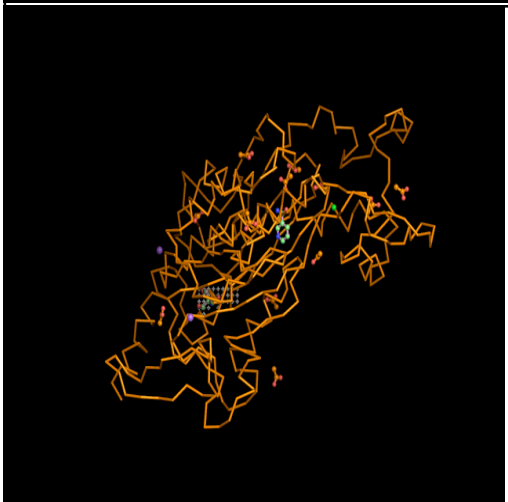
r2

UNL

0.509

0.015

100		Rv2495c	3l60	A	r8	UNL	1	0.061
101		Rv2523c	3hqj	A	r6	COA	1	0.137
102		Rv2537c	3n8k	A	r1	D1X	0.914	0.638

103		Rv2537c	3n8k	A	r4	D1X	0.578	0.509
104		Rv2539c	2iyv	A	r9	ADP	0.696	0.521
105		Rv2540c	2qhf	A	r21	TRS	0.516	0.392

106



Rv2540c

2qh

A

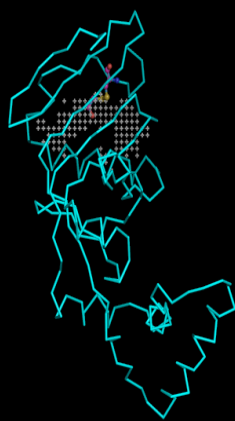
r7

NCA

0.849

0.797

107



Rv2607

2a2j

A

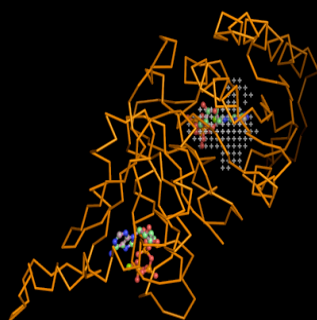
r9

CME

0.775

0.159

108



Rv2623

3cis

A

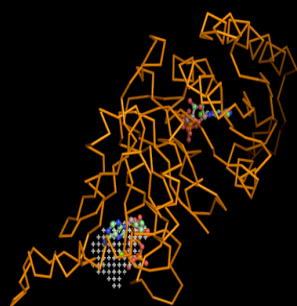
r19

ATP

0.881

0.42

109



Rv2623

3cis

A

r2

ATP

0.818

0.131

110



Rv2711

2isy

A

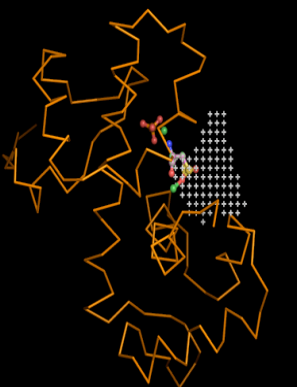
r2

CSO

0.552

0.293

111



Rv2711

2isy

A

r3

CSO

0.807

0.275

112



Rv2726c

3fve

A

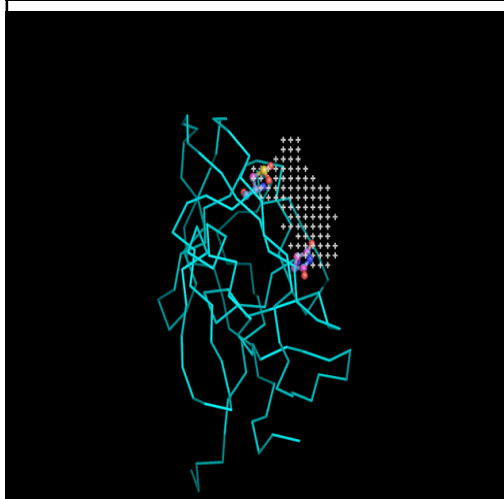
r1

DTT

0.973

0.229

113



Rv2737c

2imz

A

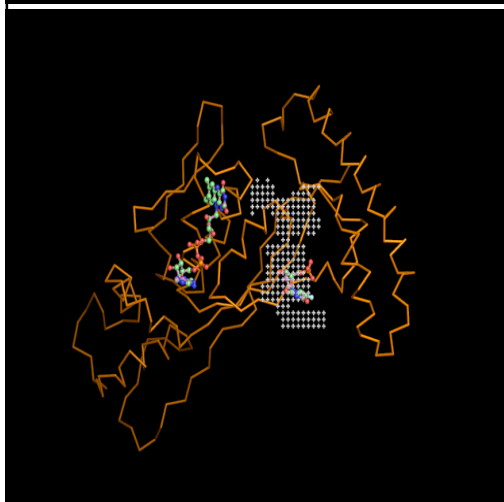
r1

CSW

0.903

0.251

114



Rv2754c

3gwc

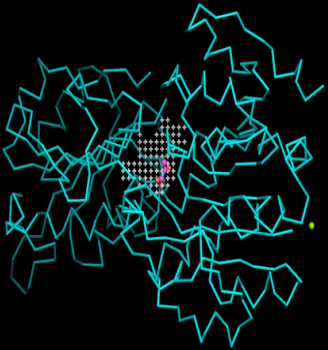
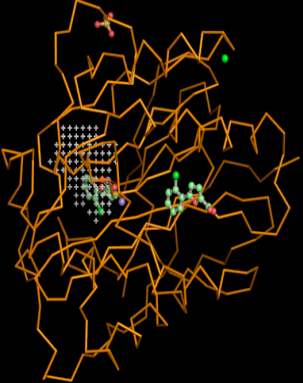
A

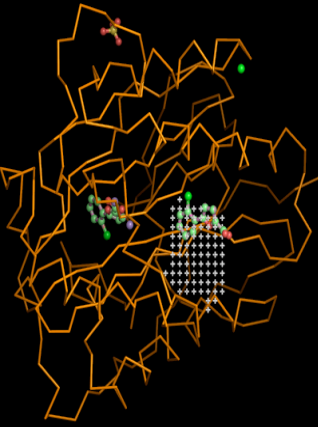
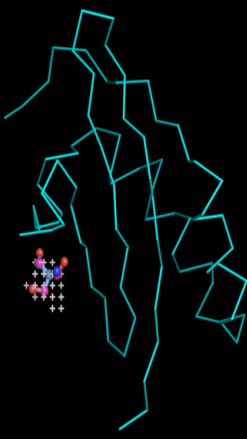

r11

UFP

1

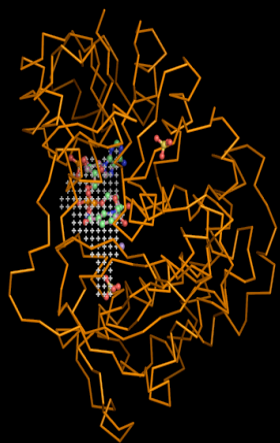
0.096

115		Rv2754c	3gwc	A	r6	FAD	1	0.08
116		Rv2780	2vhx	A	r5	PYR	1	0.135
117		Rv2861c	3iu7	A	r1	FCD	0.657	0.565

118		Rv2861c	3iu7	A	r2	FCD	0.403	0.354
119		Rv2865	3g5o	C	r3	TRS	0.725	0.629
120		Rv2870c	2jd1	A	r17	NDP	0.683	0.66



121



Rv2870c

2jd1

A

r3

NDP

0.991

0.336

122



Rv2883c

3nwy

A

r14

GTP

0.529

0.159

123



Rv2945c

2byo

A

r12

HXA

0.43

0.297

124



Rv2945c

2byo

A

r15

OAA

0.743

0.168

125



Rv2945c

2byo

A

r1

LNL

1

0.076

126



Rv2945c

2byo

A

r2

HXA

0.674

0.555

127



Rv2945c

2byo

A

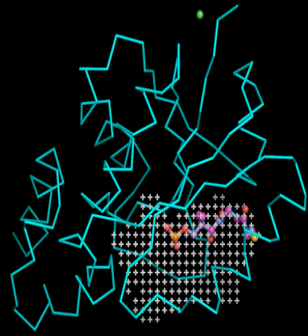
r4

OAA

1

0.241

128



Rv2965c

3nbk

A

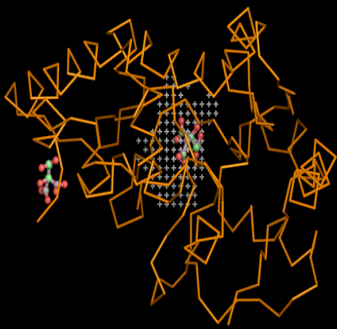
r1

PNS

1

0.046

129



Rv2976c

3a7n

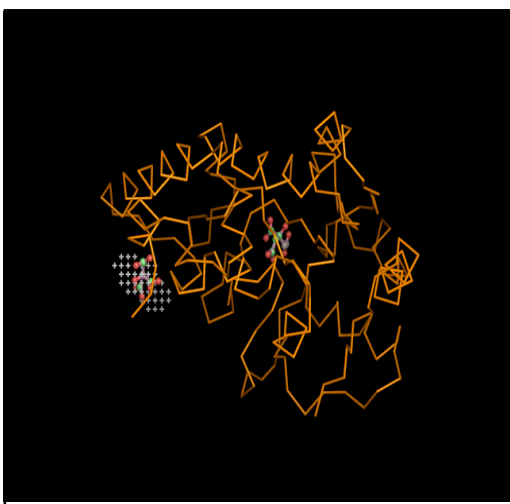
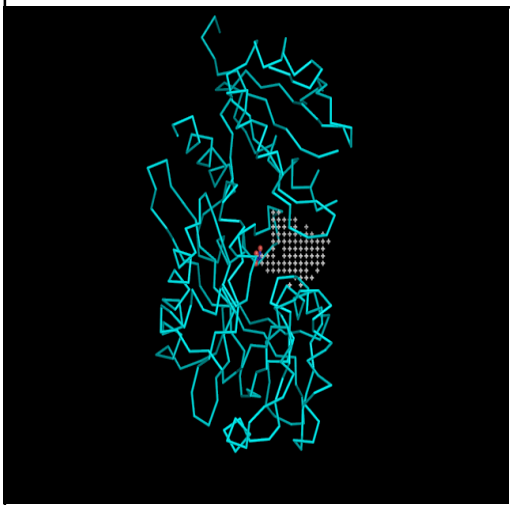
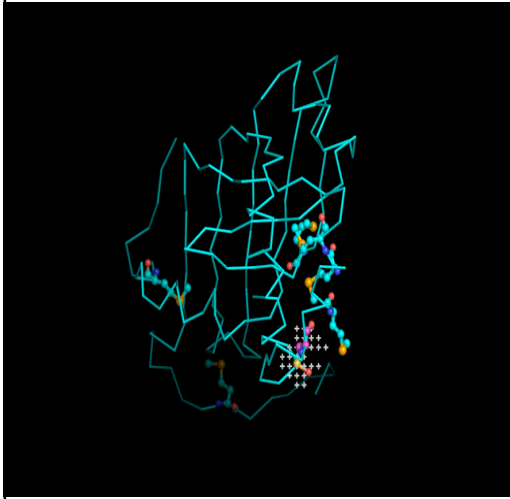
A

r2

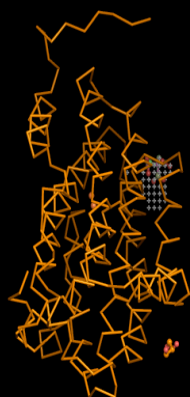
FLC

0.6

0.283

130		Rv2976c	3a7n	A	r4	FLC	0.403	0.131
131		Rv2981c	3lwb	A	r4	NO3	1	0.065
132		Rv2991	1rfe	A	r15	CSX	0.763	0.573

133



Rv3048c

1uzr

A

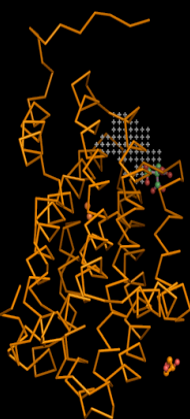
r17

CIT

1

0.383

134



Rv3048c

1uzr

A

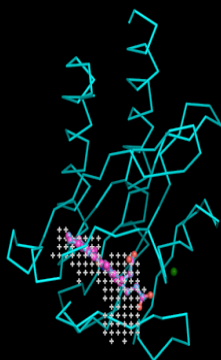
r3

CIT

0.684

0.151

135



Rv3132c

2w3g

A

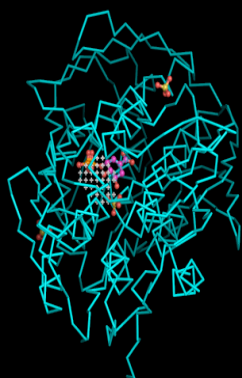
r1

HEM

1

0.501

136



Rv3227

2o0b

A

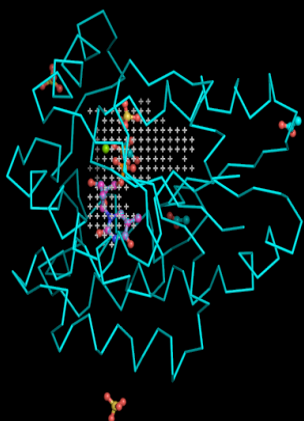
r2

S3P

0.654

0.4

137



Rv3247c

1gtv

A

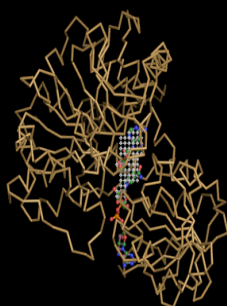
r2

TYD

1

0.173

138



Rv3248c

3ce6

A

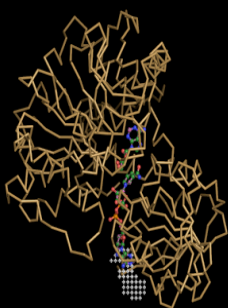
r12

NAD

0.695

0.598

139



Rv3248c

3ce6

A

r36

ADN

0.555

0.375

140



Rv3248c

3ce6

A

r4

NAD

0.446

0.395

141



Rv3248c

3ce6

A

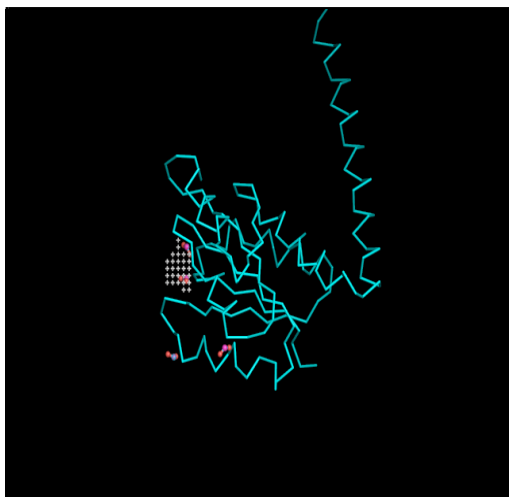
r8

ADN

0.513

0.363

142



Rv3275c

3lp6

A

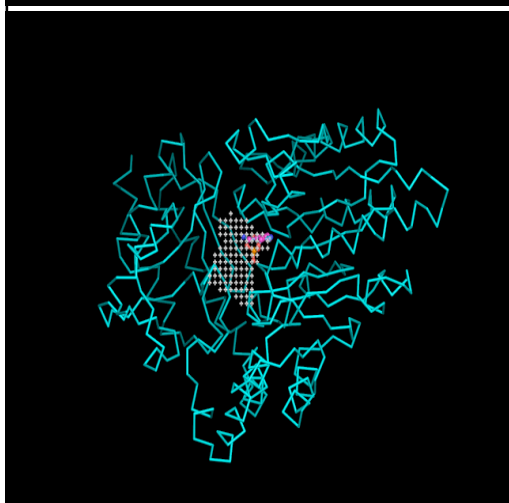
r1

FMT

0.665

0.537

143



Rv3290c

2cjg

A


r5

PMP

0.84

0.273

144



Rv3303c

1xdi

A


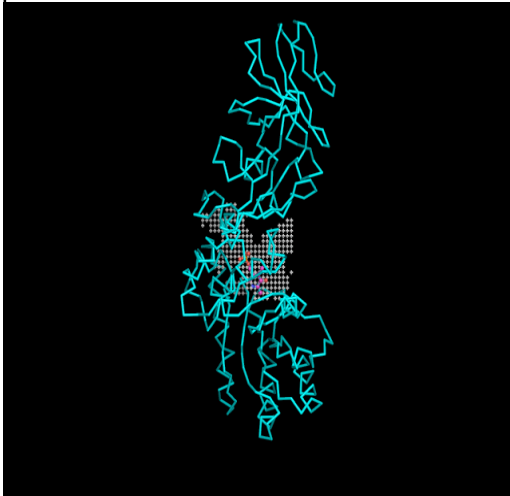

r3



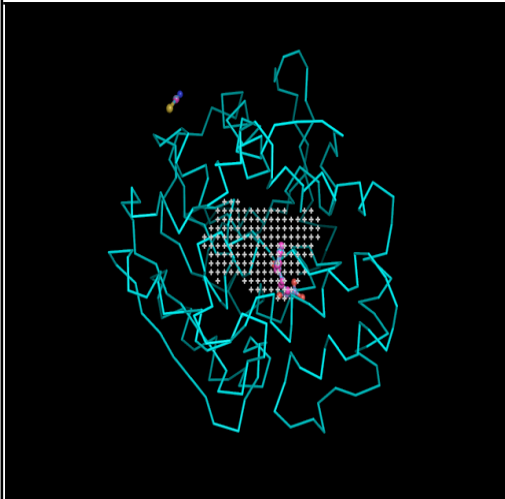
FAD

0.742

0.705



145		Rv3303c	1xdi	A	r6	FAD	0.97	0.166
146		Rv3423c	1xfc	A	r3	PLP	1	0.071
147		Rv3465	2ixc	A	r2	TRH	1	0.424

148		Rv3518c	2xkr	A	r5	HEM	0.68	0.68
149		Rv3545c	3ivy	A	r6	HEM	0.863	0.758
150		Rv3569c	2wug	A	r2	HPK	0.897	0.092

151



Rv3592

3hx9

A

r2

HEM

0.927

0.286

152



Rv3592

3hx9

A

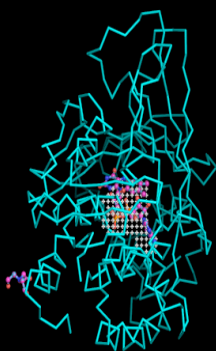
r4

HEM

0.686

0.223

153



Rv3809c

1v0j

A

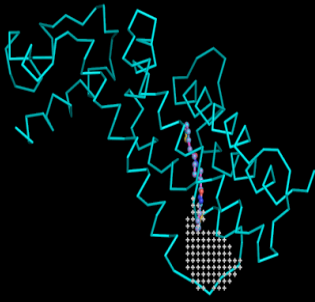
r1

FAD

0.855

0.682

154



Rv3855

3g1m

A

r2

RF3

0.398

0.326