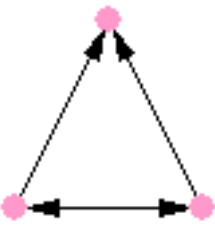
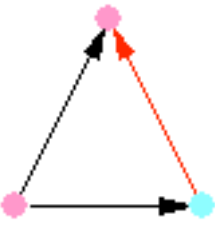
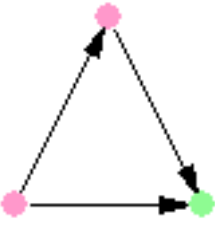
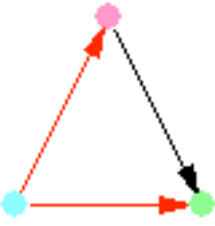
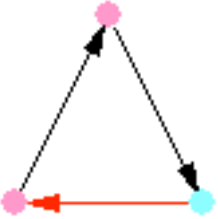
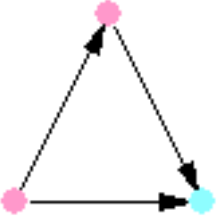
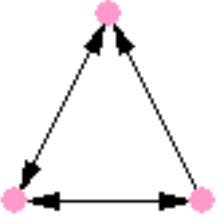
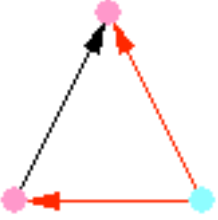
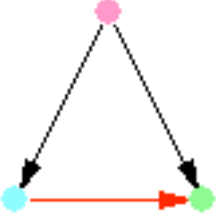
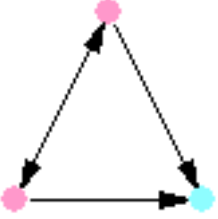


Note: case 7 is the one shown in the paper.

| | | case1 | case2 | case3 | case4 | case5 | case6 | case7 | case8 |
|-----------|-----------------------|------------|------------|-------------|-------------|------------|------------|-------------|-------------|
| Parameter | Promoter | [-500,300] | [-500,300] | [-1000,500] | [-1000,500] | [-500,300] | [-500,300] | [-1000,500] | [-1000,500] |
| | HOT excluded | No | No | No | No | Yes | Yes | Yes | Yes |
| | miR target prediction | 3-way | 5-way | 3-way | 5-way | 3-way | 5-way | 3-way | 5-way |
| Topology | #TF | 376 | 342 | 413 | 384 | 360 | 320 | 393 | 357 |
| | #miR | 160 | 157 | 160 | 157 | 160 | 157 | 160 | 158 |
| | #Gene | 5295 | 4857 | 6059 | 5720 | 4874 | 4366 | 5574 | 5158 |
| | TF->TF | 1513 | 1513 | 1969 | 1969 | 1225 | 1225 | 1498 | 1498 |
| | TF->Gene | 21119 | 21119 | 27254 | 27254 | 16990 | 16990 | 20592 | 20592 |
| | TF->miR | 369 | 369 | 373 | 373 | 282 | 282 | 452 | 452 |
| | miR->Gene | 9011 | 2853 | 9011 | 2853 | 9011 | 2853 | 9011 | 2853 |

| | P-value | case1 | case2 | case3 | case4 | case5 | case6 | case7 | case8 |
|---|---------|-------|-------|--------|--------|--------|--------|--------|--------|
|  | | 0.017 | 0.008 | <0.001 | <0.001 | <0.001 | <0.001 | <0.001 | <0.001 |
|  | | 0.754 | 0.841 | 0.971 | 0.964 | 0.799 | 0.9 | 0.332 | 0.888 |
|  | | 0.054 | 0.065 | 0.042 | 0.049 | 0.001 | 0.002 | 0.015 | 0.02 |
|  | | 0.047 | 0.091 | 0.026 | 0.081 | 0.097 | 0.081 | 0.035 | 0.029 |

| | | | | | | | | |
|---|-------|-------|--------|--------|--------|--------|--------|--------|
|  | 0.772 | 0.648 | 0.582 | 0.624 | 0.922 | 0.622 | 0.556 | 0.278 |
|  | 0.119 | 0.141 | 0.054 | 0.045 | 0.219 | 0.37 | 0.04 | 0.037 |
|  | 0.584 | 0.578 | 0.284 | 0.259 | <0.001 | <0.001 | <0.001 | <0.001 |
|  | 0.256 | 0.717 | 0.075 | 0.282 | 0.169 | 0.288 | 0.034 | 0.039 |
|  | 0.148 | 0.01 | 0.997 | 0.997 | 0.201 | 0.072 | 0.39 | 0.637 |
|  | 0.027 | 0.034 | <0.001 | <0.001 | 0.054 | 0.077 | 0.005 | 0.004 |