Figure S1

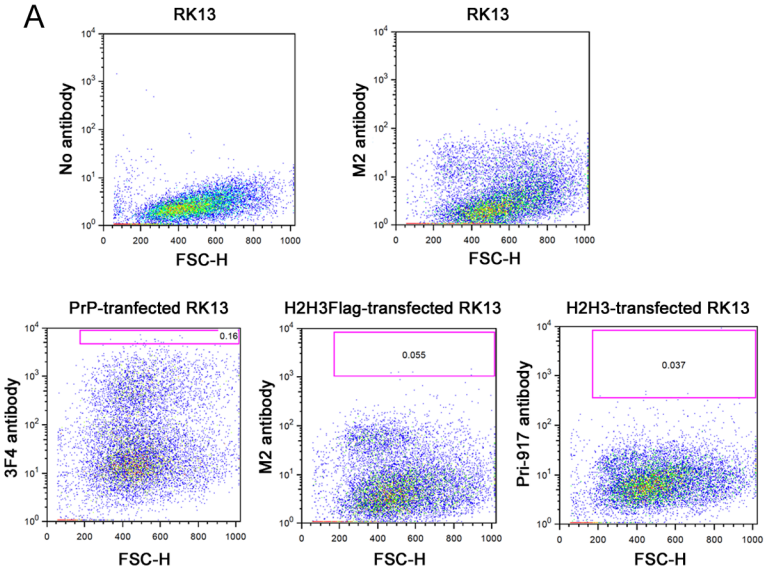
A
RK13
No antibody
FSC-H
RK13
M2 antibody
FSC-H
PrP-tranfected RK13
0.16
3F4 antibody
FSC-H
H2H3Flag-transfected RK13
0.055
M2 antibody
FSC-H
H2H3-transfected RK13
0.037
Pri-917 antibody
FSC-H

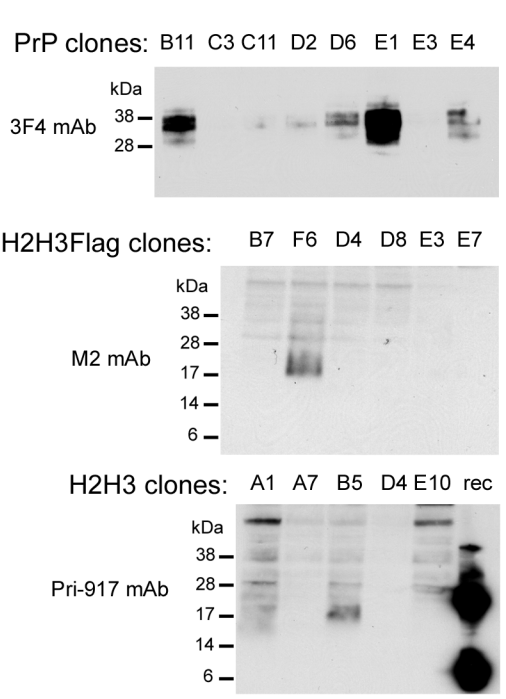
B
PrP clones: B11 C3 C11 D2 D6 E1 E3 E4
kDa
3F4 mAb
38
28
H2H3Flag clones: B7 F6 D4 D8 E3 E7
kDa
M2 mAb
38
28
17
14
6
H2H3 clones: A1 A7 B5 D4 E10 rec
kDa
Pri-917 mAb
38
28
17
14
6

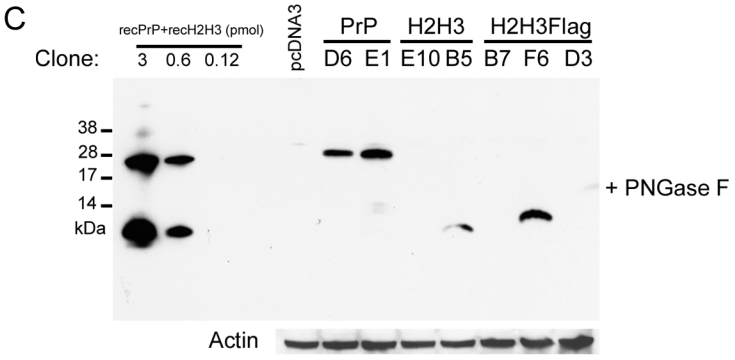
C
recPrP+recH2H3 (pmol)
Clone: 3 0.6 0.12
pcDNA3
PrP
H2H3
H2H3Flag
D6 E1 E10 B5 B7 F6 D3
38
28
17
14
kDa
+ PNGase F
Actin