

Supplemental Material for:

Aryl Hydrocarbon Receptor Deficiency Enhances Insulin Sensitivity and Reduces PPAR- α Pathway Activity in Mice

Chun Wang^{1,3*}, Can-Xin Xu^{1,3*}, Stacey L. Krager², Kathleen M. Bottum², Duan-Fang Liao⁴ & Shelley A. Tischkau¹

*These authors contributed equally.

¹ Department of Pharmacology, Southern Illinois University School of Medicine, Springfield, Illinois, USA.

² Department of Internal Medicine, Southern Illinois University School of Medicine, Springfield, Illinois, USA.

³ Institute of Pharmacy and Pharmacology, College of Pharmacy and Life Science, University of South China, Hengyang, Hunan, China.

⁴ Division of Stem Cell Regulation and Application, State Key Laboratory of Chinese Medicine Powder and Medicine Innovation in Hunan(incubation), Hunan University of Chinese Medicine, Changsha, Hunan, China.

Corresponding Author: Shelley A. Tischkau, 801 N Rutledge Rm3354, PO Box 9629, Springfield, Illinois 62974-9629, USA. 217-545-6524, Fax: 217-545-0145, stischkau@siu.edu.

Supplemental Material Table of Contents

Item	Page Number
Supplemental Material, Table.....	2
Supplemental Material, Figure 1.....	3
Supplemental Material, Figure 2.....	4
Supplemental Material, Figure 3.....	5
References.....	6

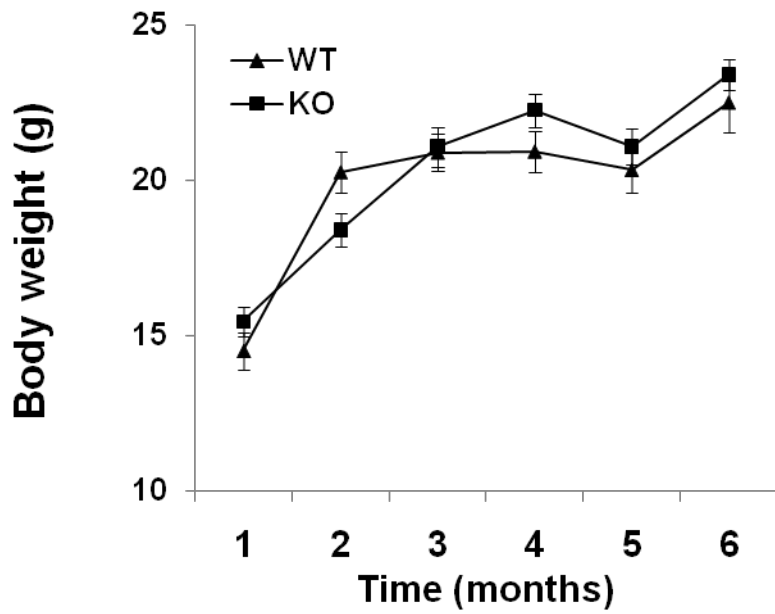
Supplemental Material, Table

Gene	Direction	Sequence	Source
<i>Ahr</i> siRNA	Sense	GCAGAUGCCUUGGUCUUCUAUGCUU	Invitrogen
	Antisense	AAGCAUAGAAGACCAAGGCAUCUGC	
<i>Bmal1</i> siRNA	Sense	UGGACGAAGACAAUGAGCCAGACAA	Invitrogen
	Antisense	UUGUCUGGCUCAUUGUCUUCGUCCA	
<i>Pepck</i> primers	Forward	5'-CCACAGCTGCTGCAGAACA-3'	Stone et al. 2004
	Reverse	5'-GAAGGGTCGCATGGCAA-3'	
<i>G6pase</i> primers	Forward	5'-TGCAAGGGAGAACTCAGCAA-3'	Bernal-Mizrachi et al. 2003
	Reverse	5'-GGACCAAGGAAGCCACAATG-3'	
<i>Aco</i> primers	Forward	5'-ATTCTCACAGCAGTGGGATTCC-3	Tordjman et al. 2001
	Reverse	5'-CTGCAGCATCATAACAGTGTTCTC-3'	
<i>Ppar-α</i> primers	Forward	Proprietary	Qiagen
	Reverse	Proprietary	
<i>Pdk4</i> Primers	Forward	Proprietary	Qiagen
	Reverse	Proprietary	
<i>Cpt1b</i> primers	Forward	Proprietary	Qiagen
	Reverse	Proprietary	

Supplemental Material, Table. Sequences for antisense and primers.

Sequences are given for the antisense and primers indicated, along with their source. Qiagen sequences are proprietary.

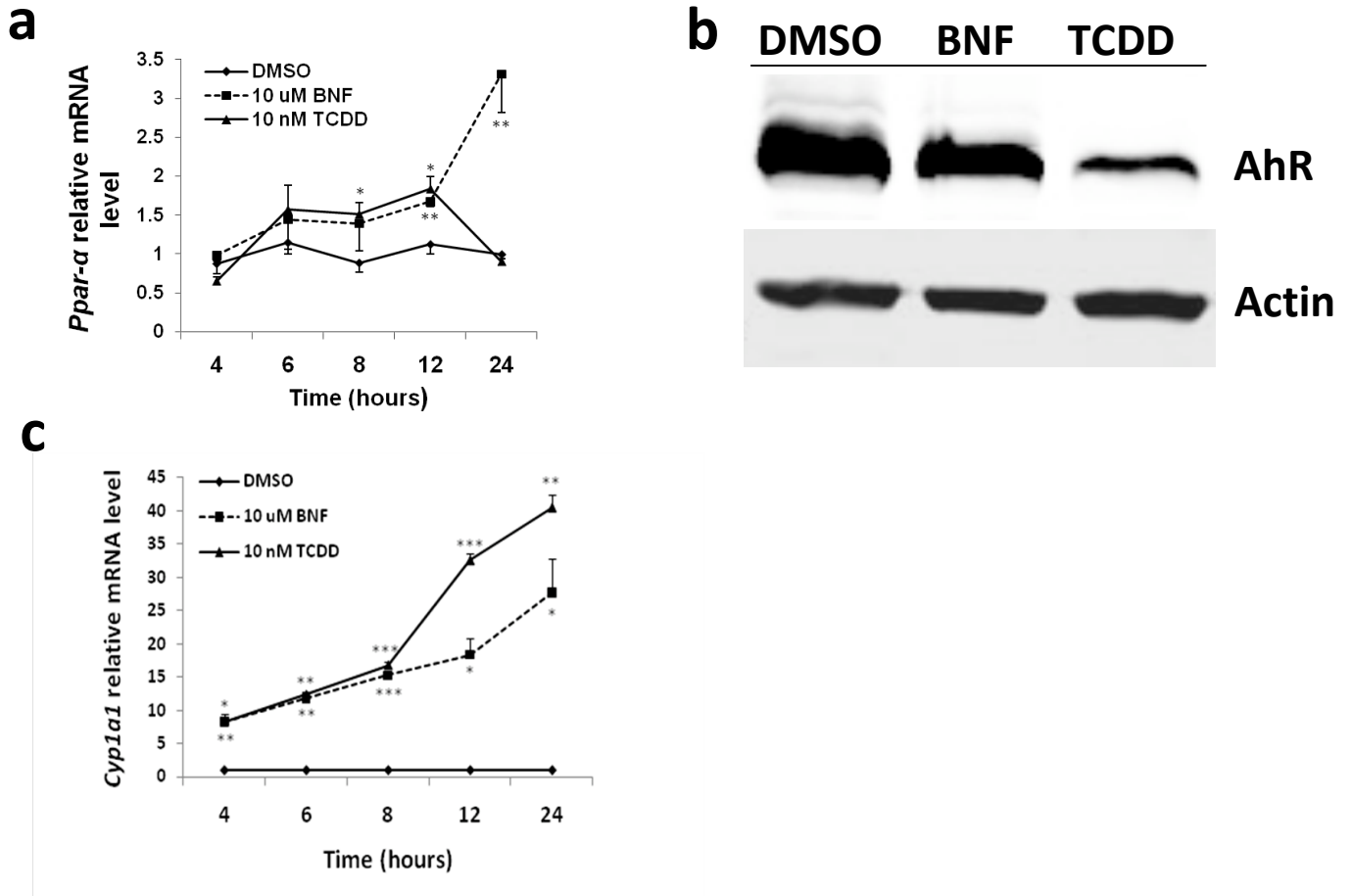
Supplemental Material, Figure 1



Supplemental Material, Figure1. Average body weights of WT and AhRKO mice.

Mice were weighed at 1, 2, 3, 4, 5 and 6 months of age (n=4 each). **KO**: AhR deficient animal (knockout).

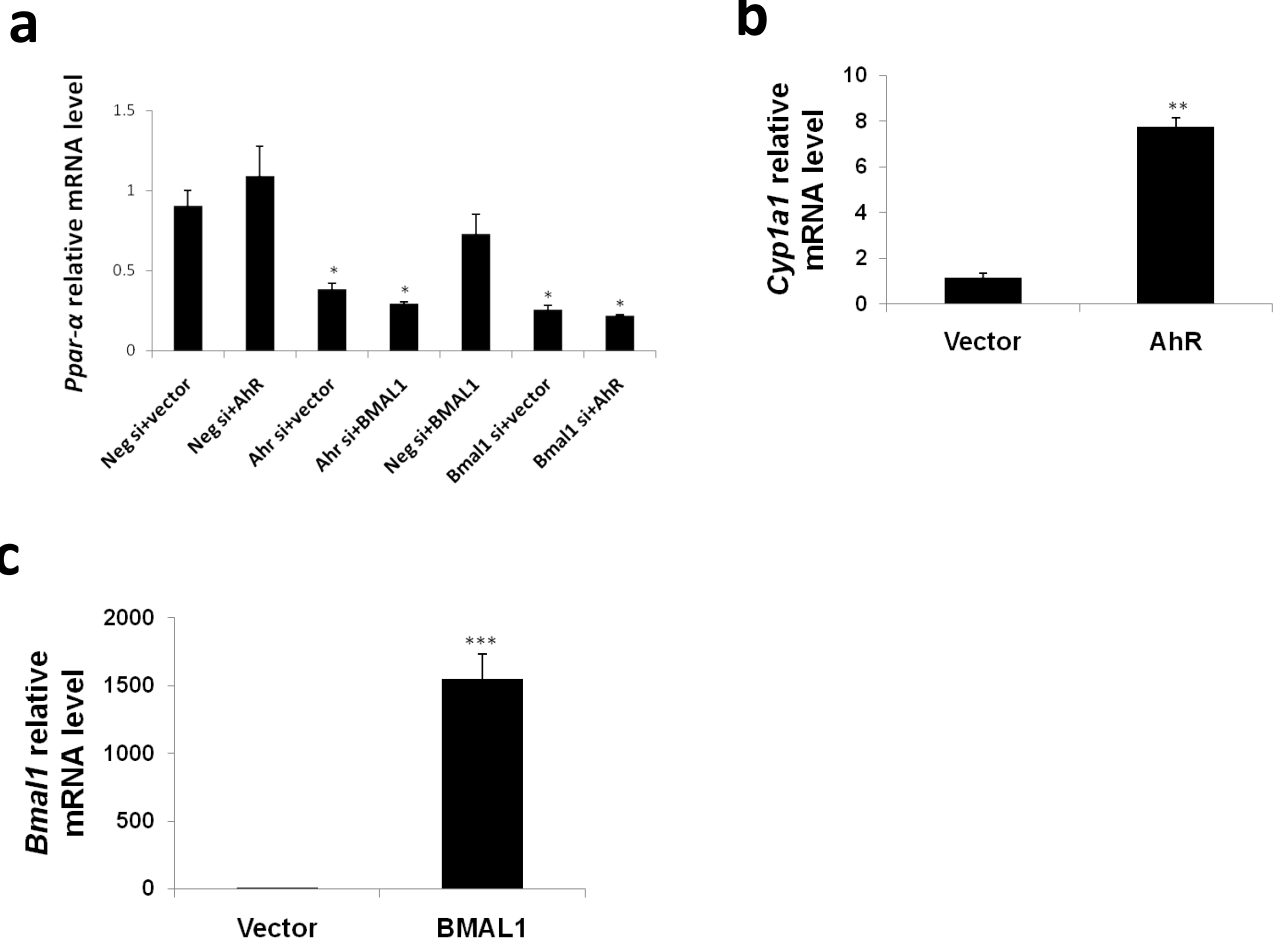
Supplemental Material, Figure 2



Supplemental Material, Figure 2. Effect comparison of TCDD and BNF on PPAR- α expression.

a. Time courses of *Ppar- α* mRNA levels in 10 nM TCDD or 10 μ M BNF treated *c7* cells. **b.** AhR protein expression in *c7* cells treated with 10 nM TCDD or 10 μ M BNF for 24 hr. **c.** *Cyp1A1* mRNA levels in cells described in **a**. Data are presented as mean \pm SEM of three replicates. *, $P < 0.05$, **, $P < 0.01$ and ***, $P < 0.001$ vs. DMSO control at different time points.

Supplemental Material, Figure 3



Supplemental Material, Figure 3. Effect of co-transfection of AhR/BMAL1 plasmid and BMAL1/AhR siRNA on PPAR- α expression.

a. qPCR analysis of *Ppar- α* in *Ahr/Bmal1* plasmid and *Bmal1/Ahr* siRNA co-transfected c7 cells.

b. qPCR analysis of *Cyp1A1* in c7 cells transfected with *Ahr* plasmid. c. qPCR analysis of *Bmal1*

in c7 cells transfected with *Bmal1* plasmid. Data are presented as mean \pm SEM of three replicates. *, $P < 0.05$, **, $P < 0.01$ and ***, $P < 0.001$ vs. Neg si and/or vector control. **AhR si:**

AhR siRNA; **BMAL1 si:** BMAL1 siRNA ; **Neg si:** negative siRNA; **AhR:** *Ahr* plasmid;

BMAL: *Bmal1* plasmid.

References

- Bernal-Mizrachi C, Weng S, Feng C, Finck BN, Knutsen RH, Leone TC, et al. 2003. Dexamethasone induction of hypertension and diabetes is PPAR-alpha dependent in LDL receptor-null mice. *Nat Med* 9(8):1069-1075.
- Stone SJ, Myers HM, Watkins SM, Brown BE, Feingold KR, Elias PM, et al. 2004. Lipopenia and skin barrier abnormalities in DGAT2-deficient mice. *J Biol Chem* 279(12):11767-11776.
- Tordjman K, Bernal-Mizrachi C, Zeman L, Weng S, Feng C, Zhang F, et al. 2001. PPARalpha deficiency reduces insulin resistance and atherosclerosis in apoE-null mice. *J Clin Invest* 107(8):1025-1034.