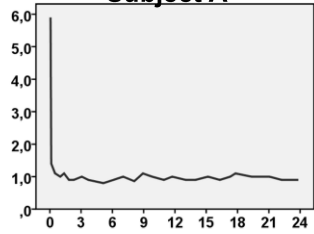


SUPPLEMENTAL FIGURE 1. Creatinine over time for the eight subjects who developed anti-HLA circulating alloantibodies. Subjects D and E were both diagnosed with acute cellular rejection on their 6-month protocol biopsy.

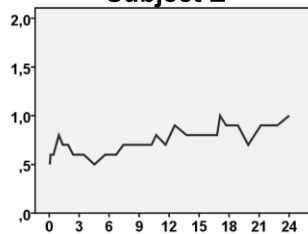
Creatinine (mg/dL)



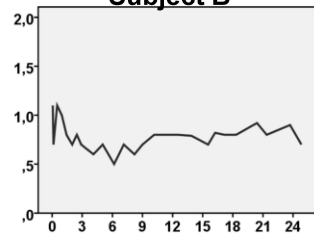
Subject A



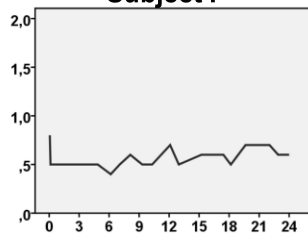
Subject E



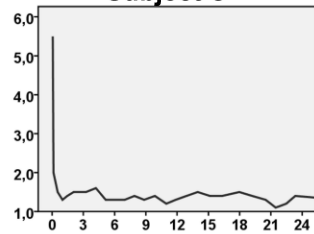
Subject B



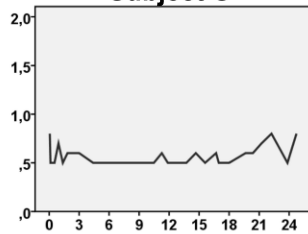
Subject F



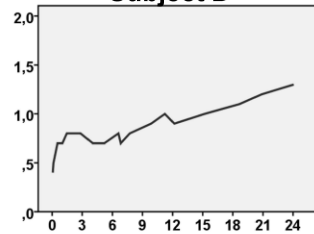
Subject C



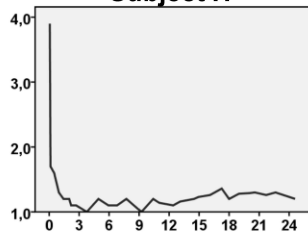
Subject G



Subject D



Subject H



Time post transplant
(month)

