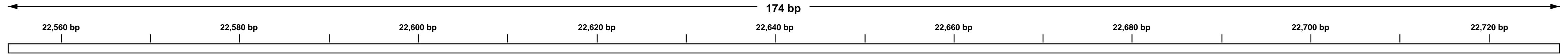


Fig. S1A

1013_scaffold1563

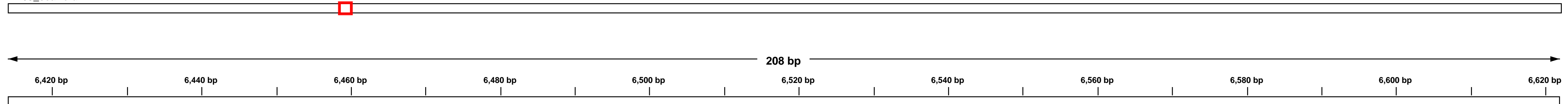


[0 - 203]

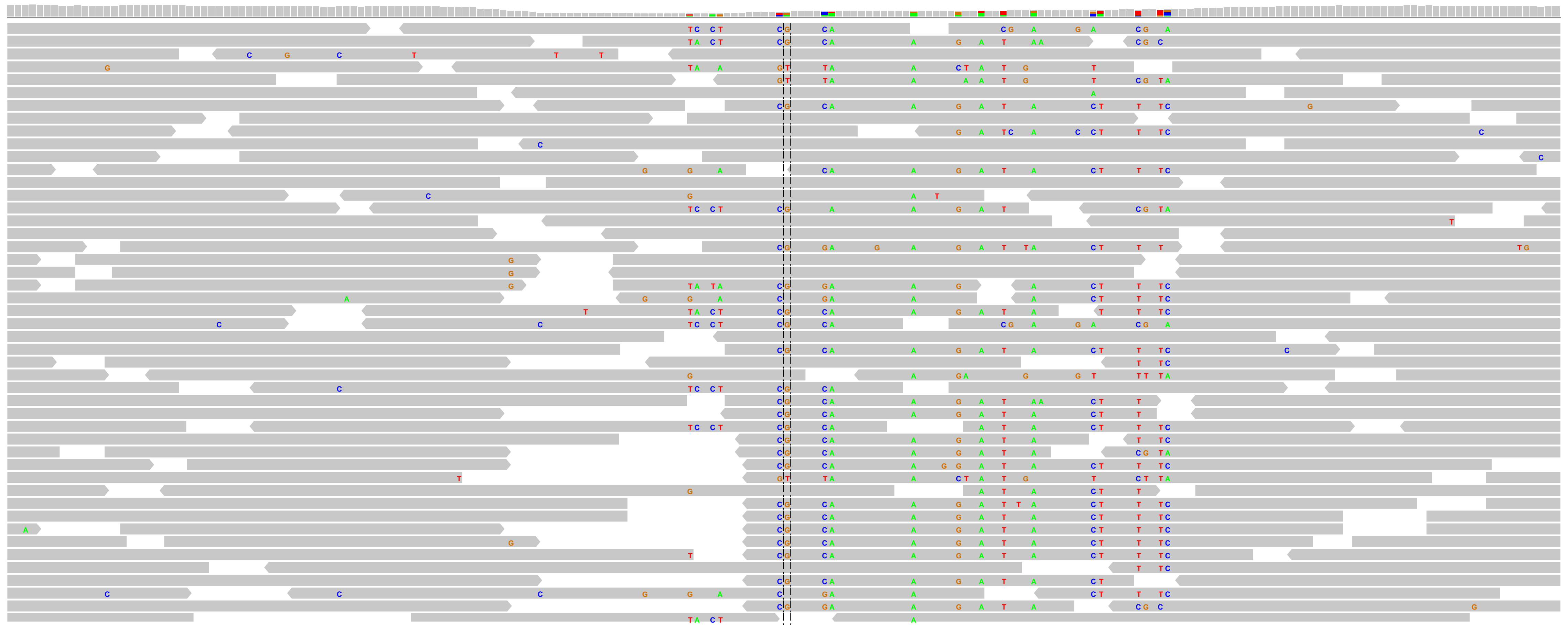


Fig. S1B

2209_scaffold441



[0 - 380]



Sequence

→ C T C C T G T G T C G C C A A C T C C A A C T A C T C G A G C A A C C C G T C G G C A A A C T C G G C G T G G T A C T A C T G G C T G C G G G A C G C C T A T G C C G G C T C G G C C A G C A G C G C C C G C T A C G T C A T C T C T G A C G G C C G C G T G A G C T G G A A C A G C G C C T A C G A C G G C G A C G G C G G C C T G C G C C C G C T T G T A A T C T G T C C T C T G A T C T C C T G A T C T C C G A C A C C A

2209_scaffold64



[0 - 636]

Sequence →

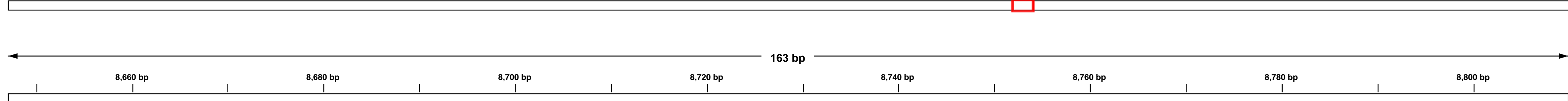
Fig. S1D

2210_scaffold709



Fig. S1E

1013_scaffold1713



[0 - 94]



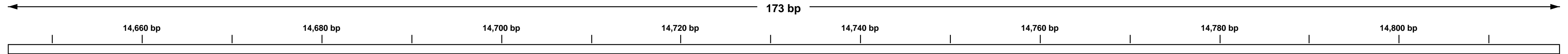
Sequence



T T A A A C G C A G A A G C C G A A G G A C A C G C C A T A A G A G T T G T C G G C G T T G G T A T C G T T G C G T C T C C G A A C T G T T C A C A T A G C A G A A A T A G T T G G T G T T G C C G C T A T A A G G C G A A C G C T C C C A C C A G T A G C C C G C A G A A C C G T T G A C B C T T C T T A A T T C T G G T G T T C

Fig. S1F

1013_scaffold1877

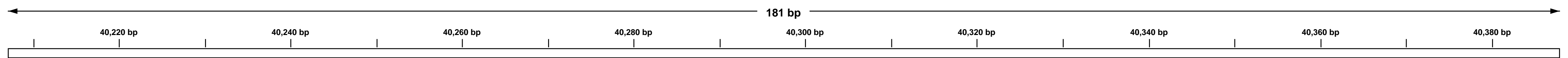


[0 - 164]



Fig. S1G

1013_scaffold24



[0 - 142]



Sequence → AAAGACGCTCCACTATACTAAAAAGCTGCGAACCGCCCTCACCCGGTACTGTAGCACCTTGCTGAGGTTGCCGAAGTTGCCATTACTAAAGCCACGAGCCAGCTGCCGTTCTGACTGCCCTCACTGCTACTCCAGTACC AAGAATTAGAAAAATCGTTCAAATACCGGCATCTATTGCTT

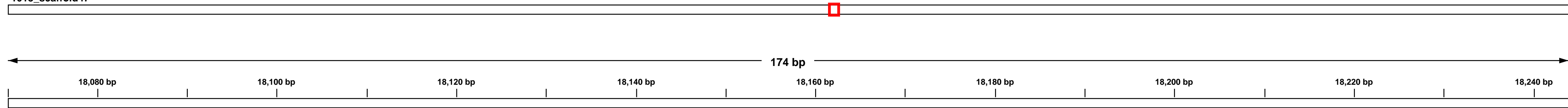
Fig. S1H

1013_scaffold3125

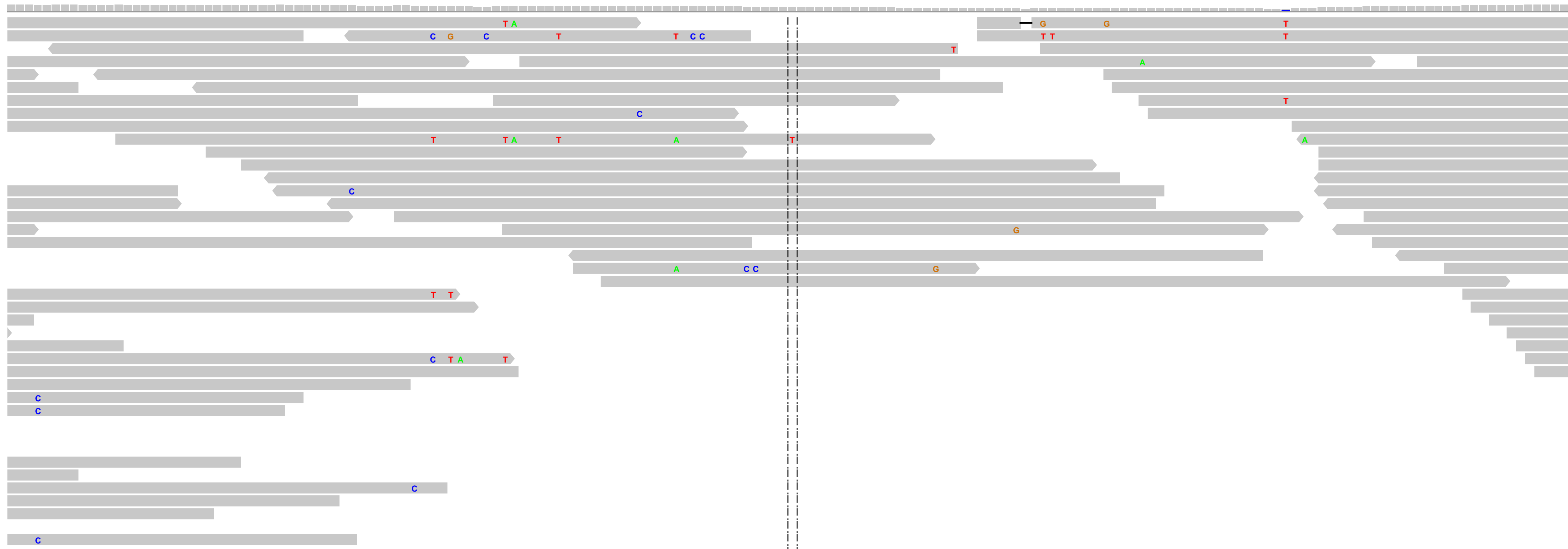


Fig. S11

1013_scaffold47



[0 - 143]



Sequence



CCCACCCCAACGGGATTACAGACTGTCACACACGCACCCACACGCCAAAGCCCGTGCCACGCTCCACGGGTAATCGTGGCAATAGACGGCCCGCAACCGCAATACAGCCGTGCCCCAATAGCCGCCGCCAATGAGGGGGCGCAAGCCAGTGCTTGAATACATCCACGGCTTG

Fig. S1J

1013_scaffold7838



Fig. S1K

2011_scaffold1080

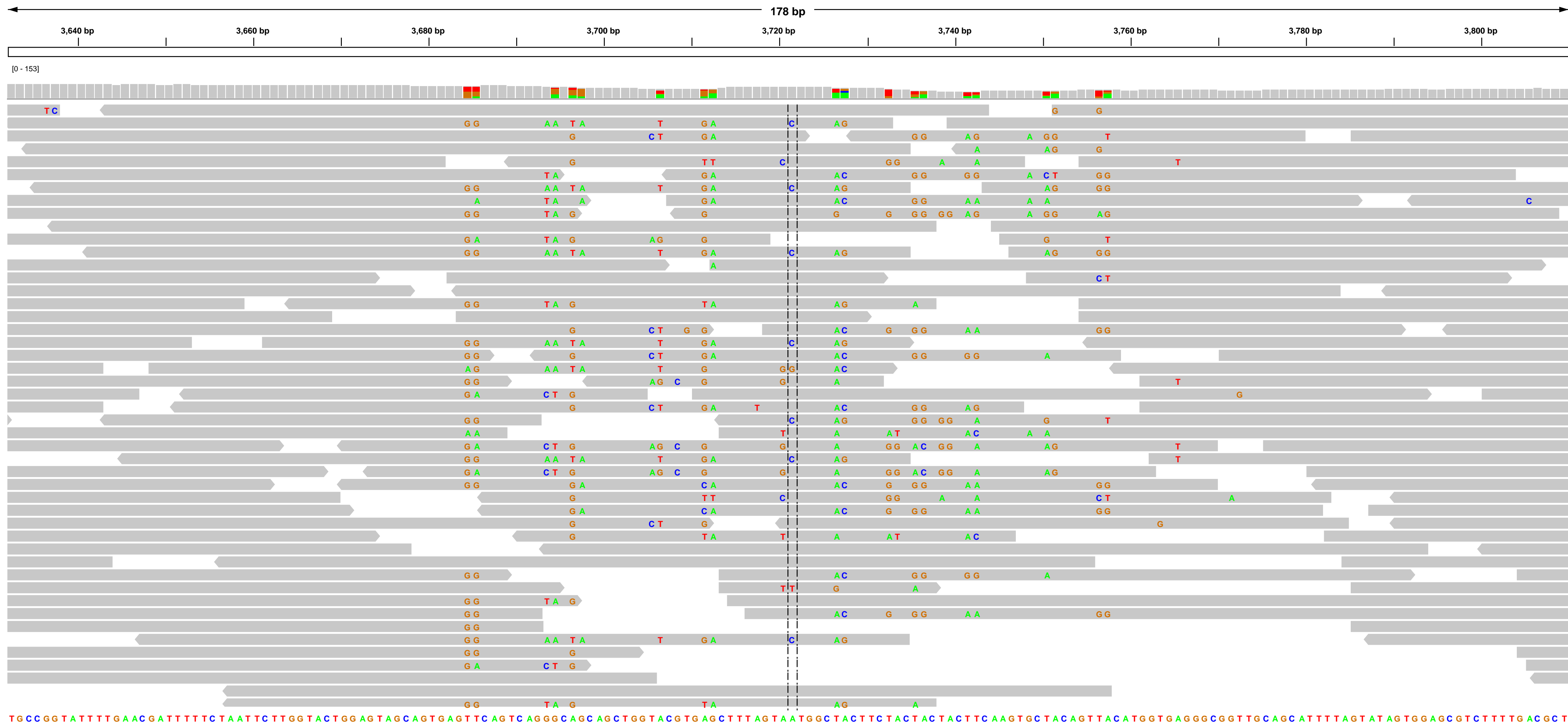
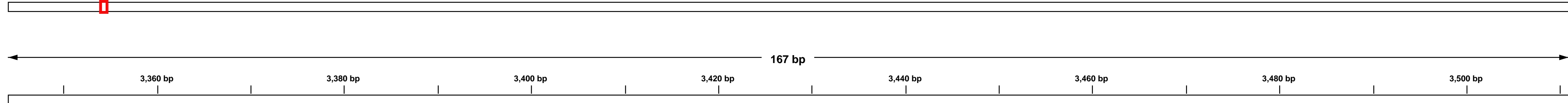
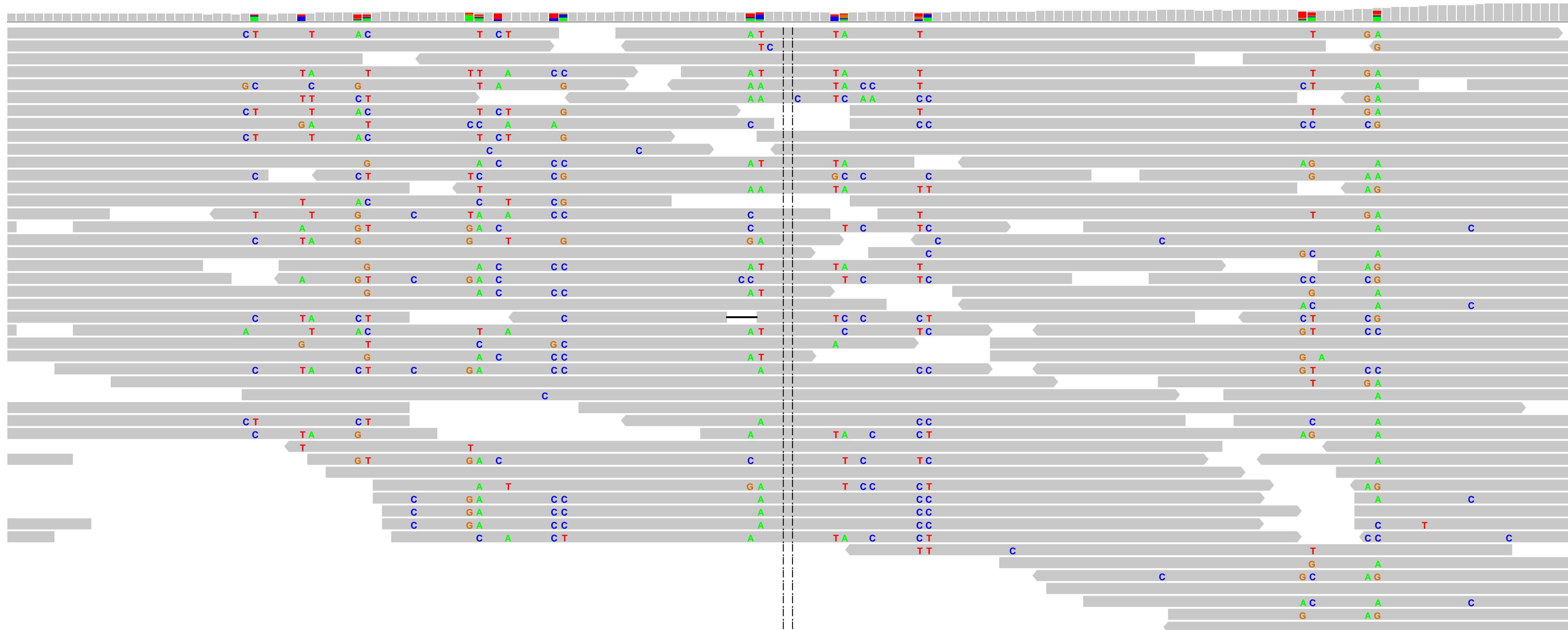


Fig. S1L

2011_scaffold13



[0 - 147]




Sequence

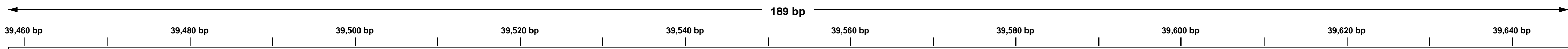
→ AAGACCAGGTGCTCCGAGAGAGCCGTACCAGCGAGCGTAAGACACCCCAAGGTCCGAGTAACGGCAAGGAACGCCAGCATCACCAACCGCGGTTCAAGGAACCAAAGCACCAAGCCGCACGAACACCAGACGCGGCAGGTACGCAAATTGAAGCCAGCTCCCCTCCAA

Fig. S1M

2011_scaffold152



2011_scaffold3



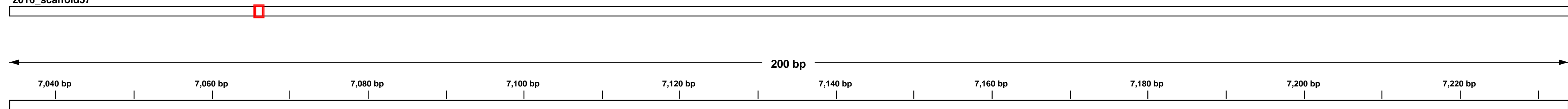
[0 - 278]



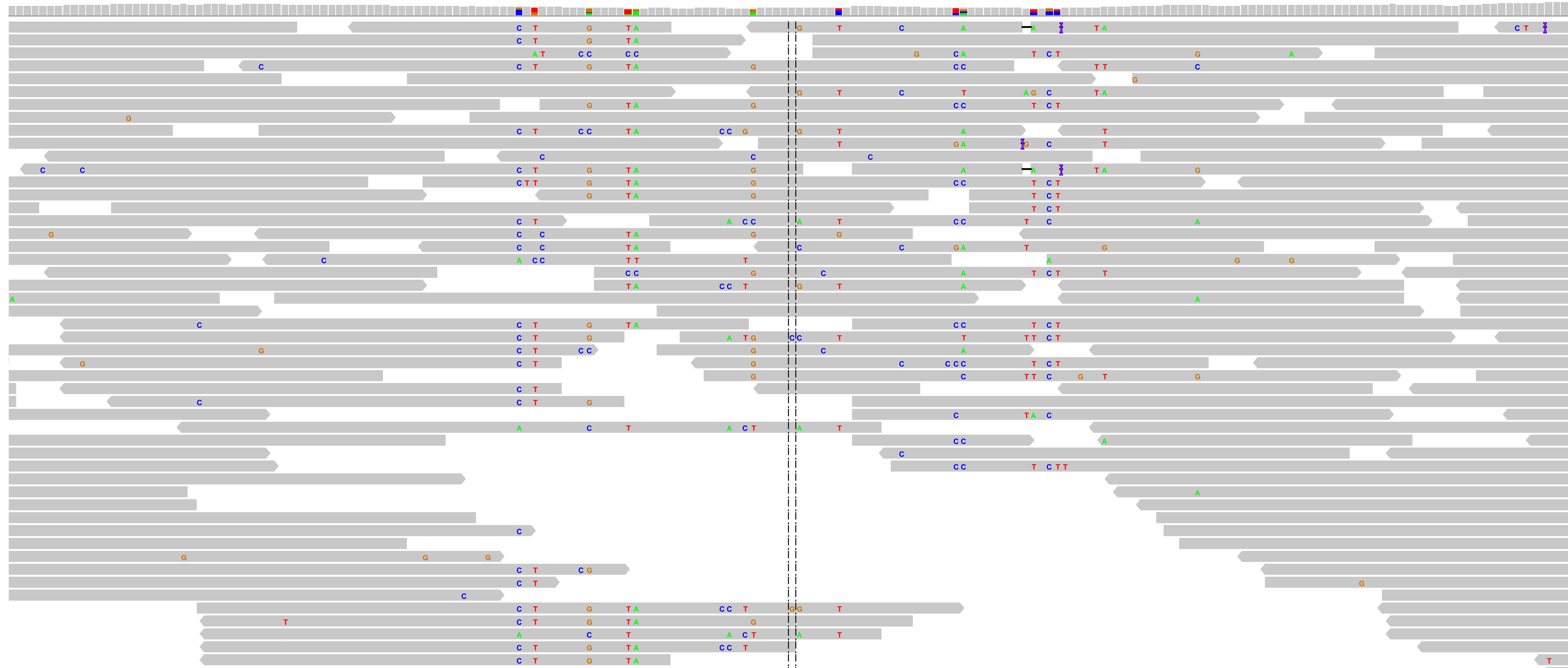
Sequence

→ G C C G G T C C C C A T C A G C T T A C A G C G A G T C A C A G A C G C A C C A C G C G C C A A A G T A C G T G C C C A C G T T C C A C G G A T A A A A G T T G C A A G C C A C A G T C C G C G A G C C A T C G T G A A C C C C G T C G T T C C A G T T G C C A C C G C C A A T G A G C G C G T G C A A G C C A G T G T T G T T G G C C A T G T A A A G C T G G C C A A C T T T C T G A C C

2016_scaffold57



[0 - 144]

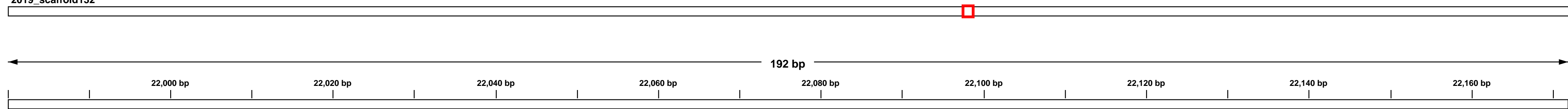


Sequence

GTCCTCCCCACCAAGTTACTCAGTAACCAAGTTTTTCAGTTATTCATAAAAAGCGGAGCGGGAAGCCGAGGGACCAAGTAGGAAAAGGAGCGGAGGGTTGAACAA GTTCGTGTCAGAACAGACC CGCATGCGCACCCCGCCGAGCCGACCCACGAATCGGGAAAACGCTCGGGGTTGCGGTTGTTAAAGTAGAAGTAGTCGCCCT

Fig. S1P

2019_scaffold132



[0 - 150]

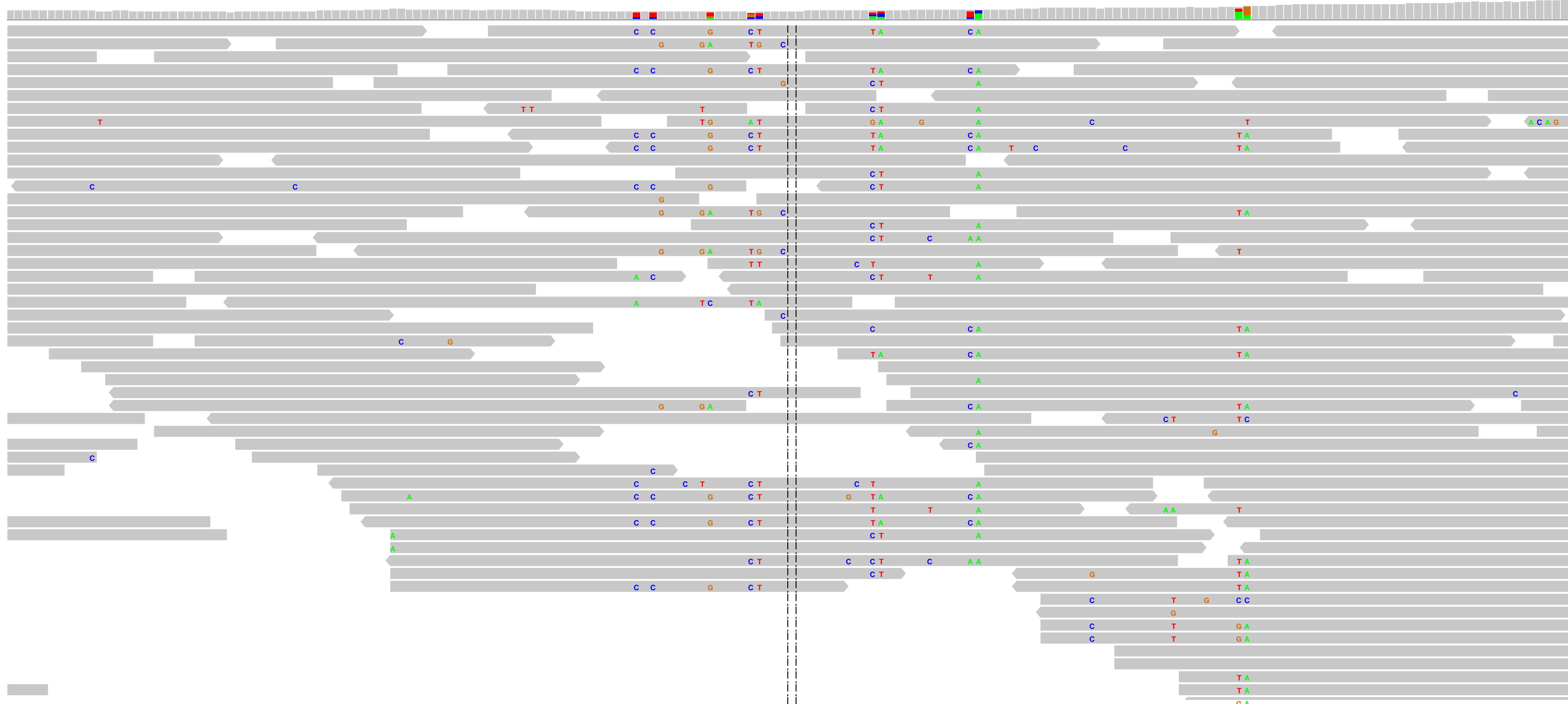



Fig. S1Q



Fig. S1R

2020_scaffold1264



[0 - 311]



Sequence → C A C G G C G C T C G A C G C C T T A A C G A G C C G G C C G C G G A A G G C C A G A C G A G A A C C G A T G T G C G T G T A C G T A T A C G A G G A A T C G T G G C T C G C A C T C G A C A C C G A A A C A C C G C C A T A C G G G C T C G C G T A G C T G T T G C C A C G A A A G A C C A C A C G G C T G G A G G C A G T G G A T A T G T A G T A G A T G T C G C A G T A A T T T G T C G A G G

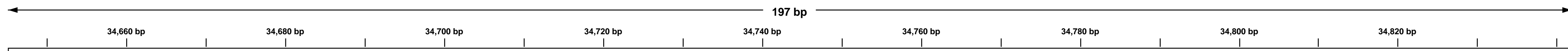
Sequence

Fig. S1S

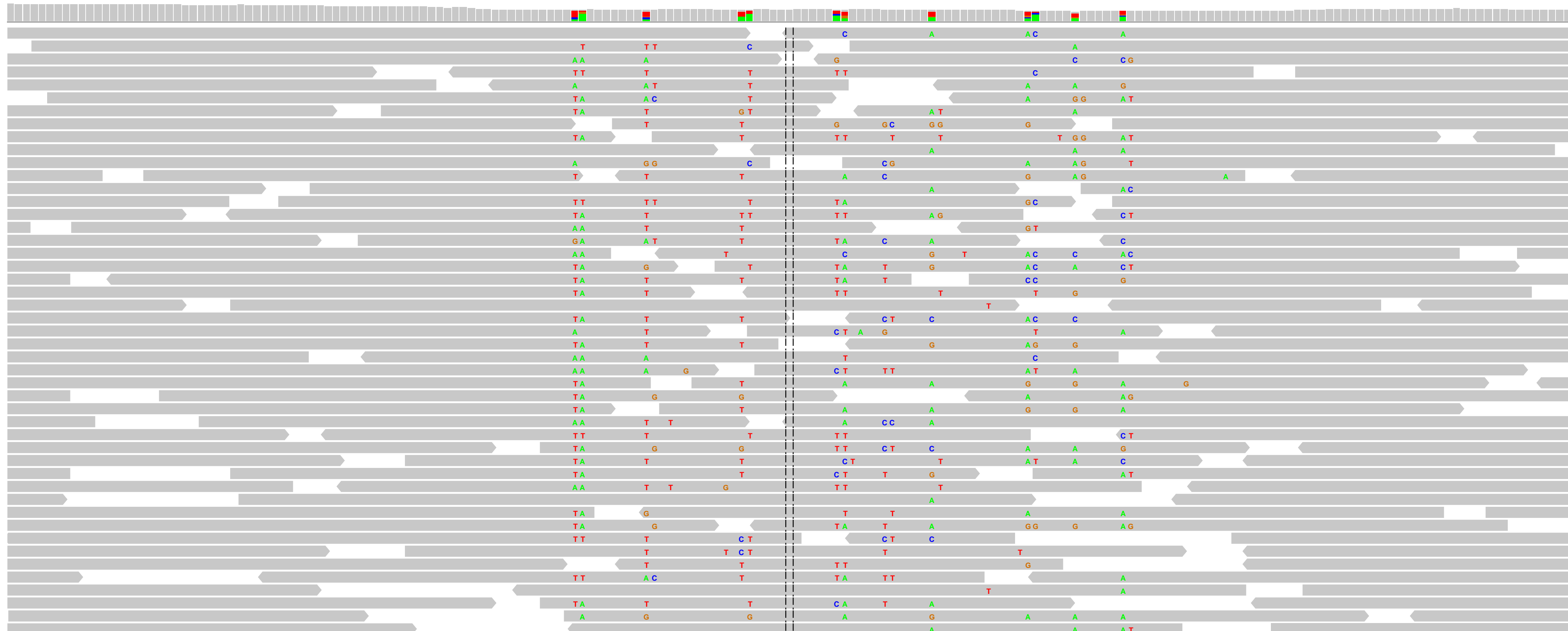
2200_scaffold1335



2200_scaffold2278



[0 - 215]

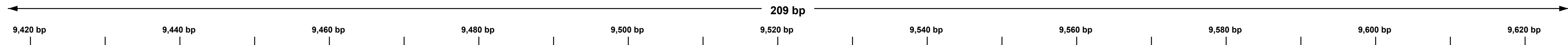


Sequence →


C A C A T A A C A A G T T T T G G A A T T G G T T T A C G T G T A T T C C T G G T G C C A G G A A G T C T A T G C A C G C G A C G C G T C G C C C G C G T G C A C C G T G G G T A C A A C T C G G C C C G C A G C T T C A A T T G G T A C T C G T C C G G C T A T C G G T A C G T G T A C C T C G G T T T C G C C C C G T C C T T G A A G T C C T G A A C A C T G A C C C T C T G A T C T G A C

Figure S1U

2200_scaffold2352



[0 - 43]



C T C

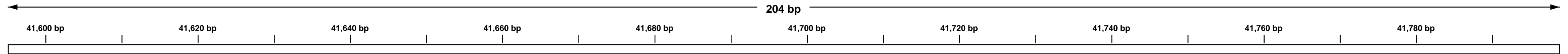
Sequence



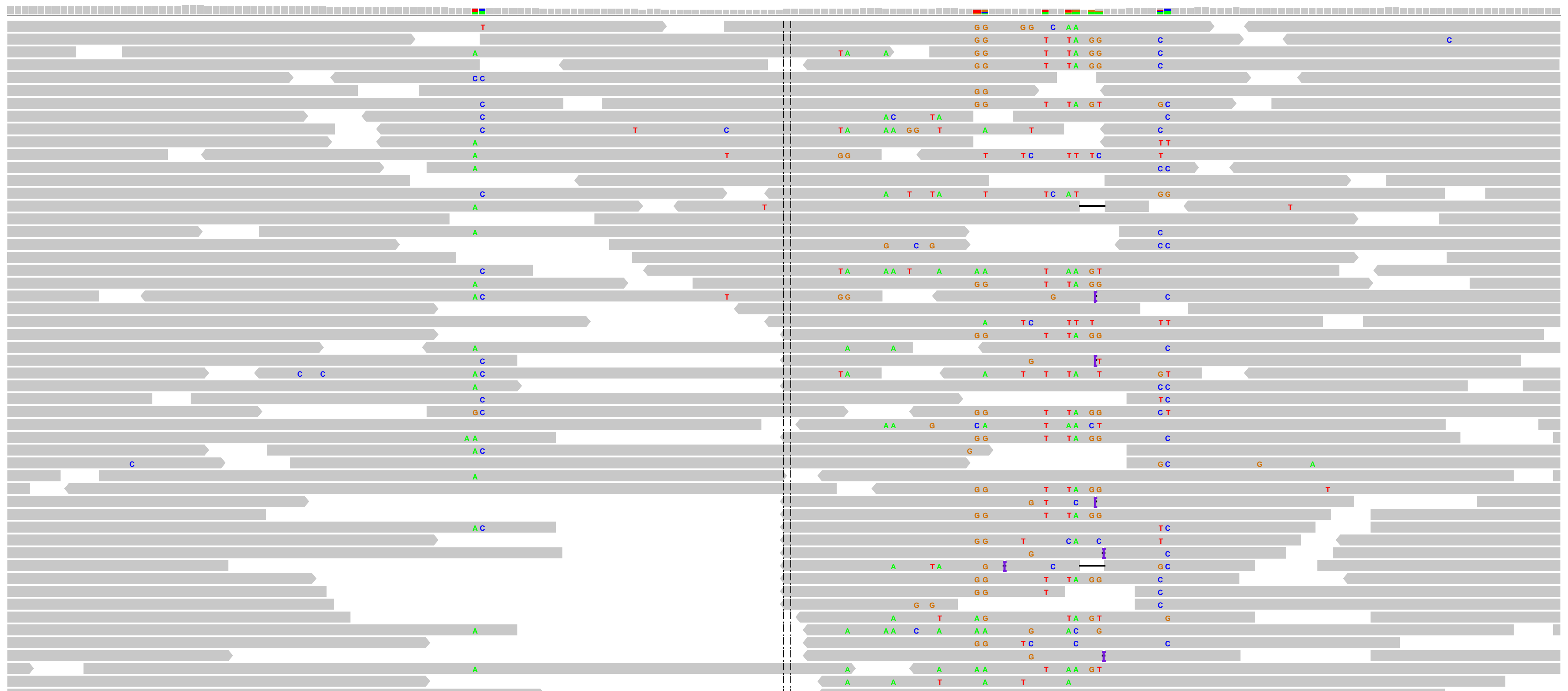
TGCTATCGCACGCCCTATCA GTTTTTTCAGTGTTCAGTTTACAGTTACTCAACAAAAGCGGAGCGGAAACCAACGTCGTGTTTCGAGCCGGAAACGAGGGTTAAGCAAGTGGAGAGCGGACGGACCCGAA TGAGAA GTATTGTGGAACGCCGACCCACGGAGAGGGCAACCTTTCCCGTGGCATCTCATCCAAATCTGGTCGTGCCATAT

Fig. S1V

2203_scaffold802



[0 - 345]



Sequence


AC T G TTC ACC GATA ACA A CAG TCG TAT CAAG AAA A C G TACA A C G G C A C C G G T T C T G C T T C T T A C T G G T G C C T G C G G T C G C C T G A G G C G T C G T C G A C T T C G T C T T T C G C A T T G T G T T C A A C A G C G G T T C C A G C A A C A A C G G C A A C G G T C C A A C T C C T A C G G G G T G G C G T T C G G C T T C T G C A T A T A A T C T G T G C A T C T T G G G T A

Fig. S1W

2204_scaffold14



[0 - 227]

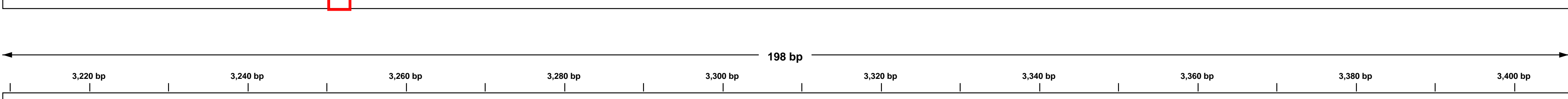


Sequence

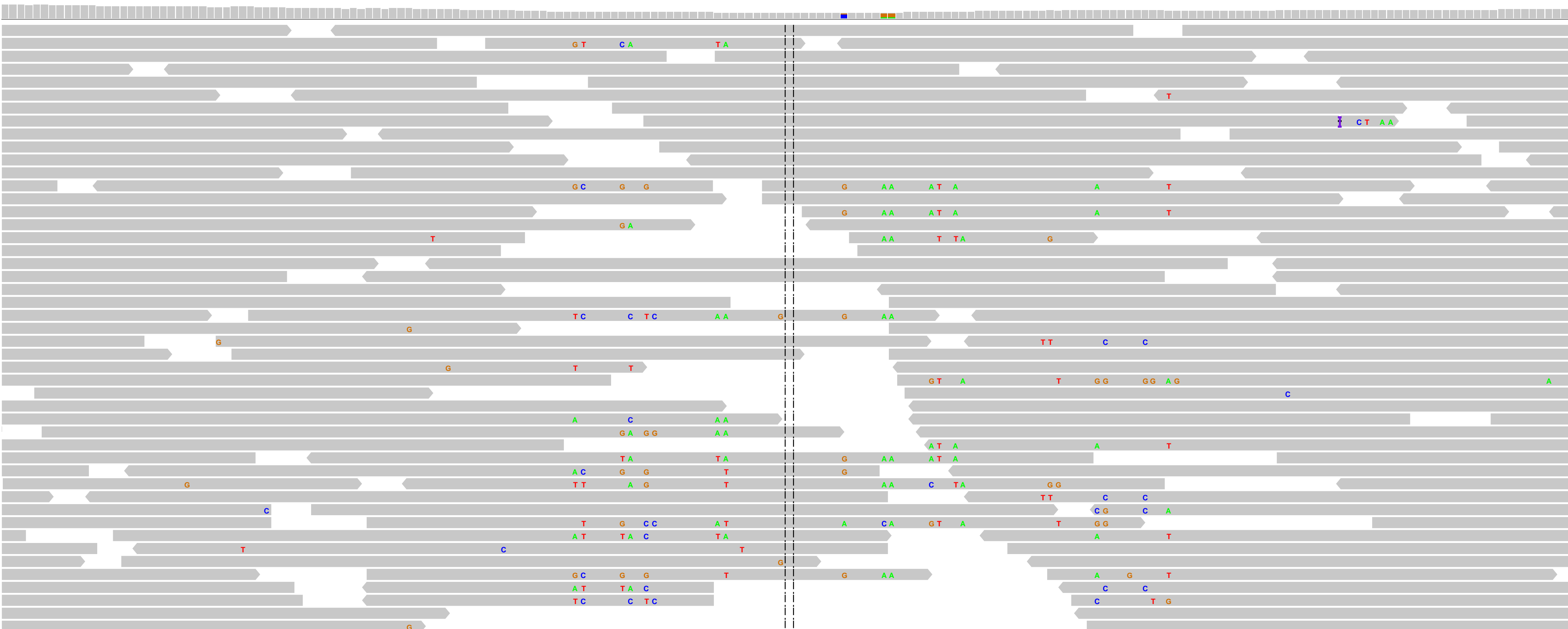


Fig. S1X

2204_scaffold211



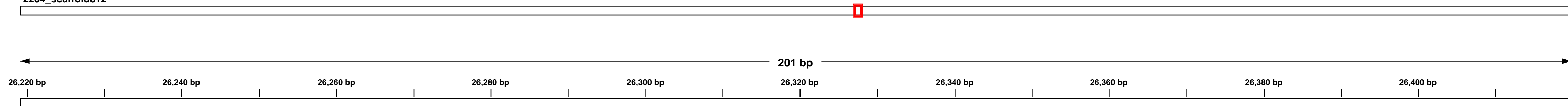
[0 - 195]



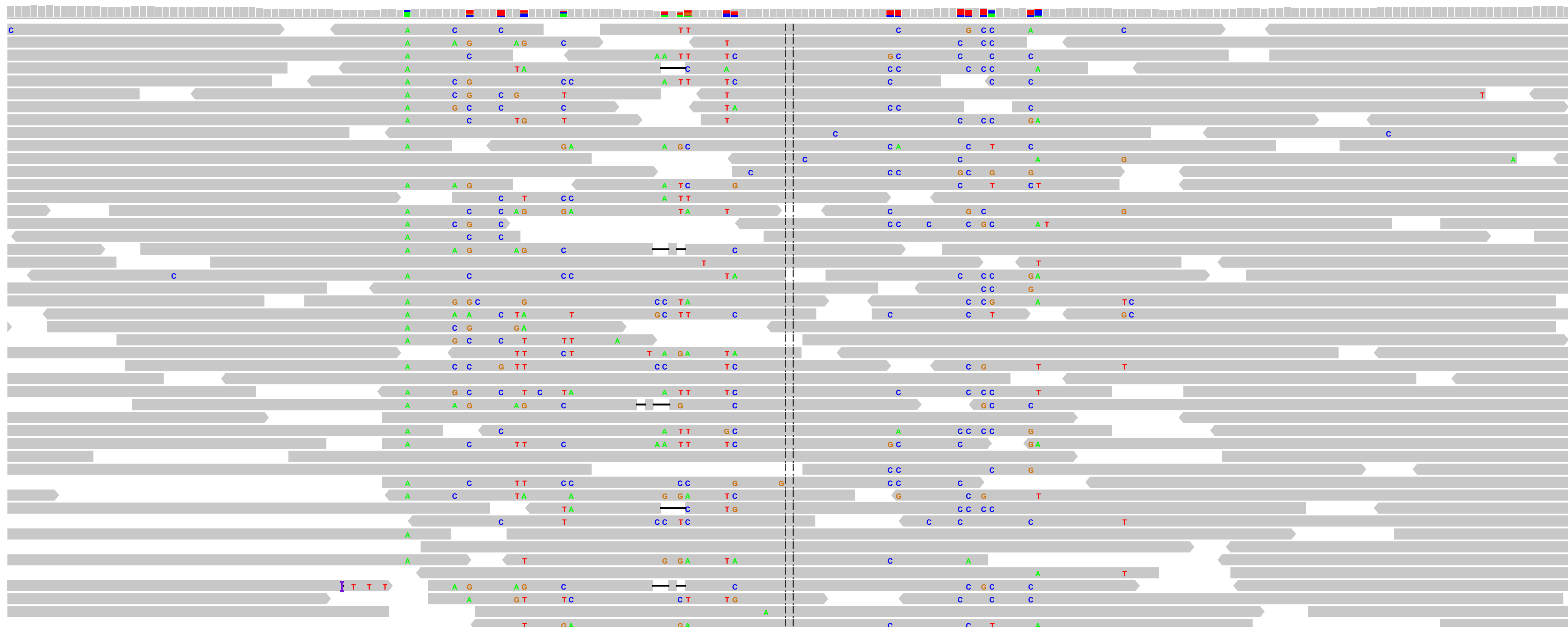
Sequence
 G A T T A C T A T T G G A C T C C C A C A G G T G G T A G T A C G T G G T C T G C T G T A G G C T G G T A T G G T G C C C T T T T G T C T G C T C A T G C G A G T A A T G G T G C G G G T G C G G G T T T C G G T T C T C T G G G T G C G T A T G T T C G T T C T C G A A T G C G T A T G C G T A C C T T G G G T T C C G C T T G T G C C G T T T T T G A C G G A C T G C A A A A C T C G G T G A A C G G

Fig. S1Y

2204_scaffold812



[0 - 189]





Sequence →

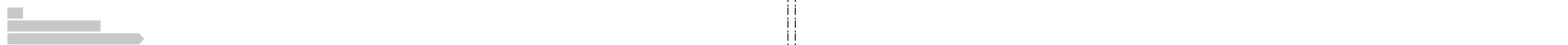

AGATTTCAGATTGCCAGATTACCAGATTTCGGGATATAAGCGGCACGGACGCCGATGTACGTGCCACAAGGCCCGGGAGTTGAGGCCGCTGAGGGAGAACACACCAGCGTTCGCACCCTGTGTACAGTCCGCCCGGAAACAAGCAGCGCTCGGCTACGCCGTTATTCACCAACA TGTAGTCGCCCTCGTATACGT

Fig. S1Z

2207_scaffold2979

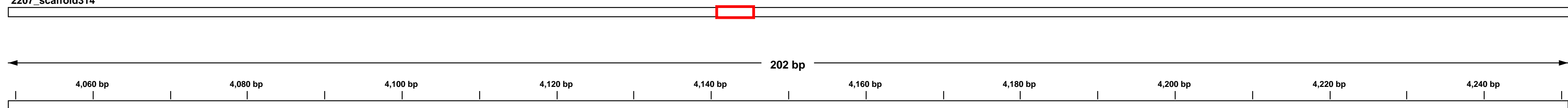


[0 - 86]

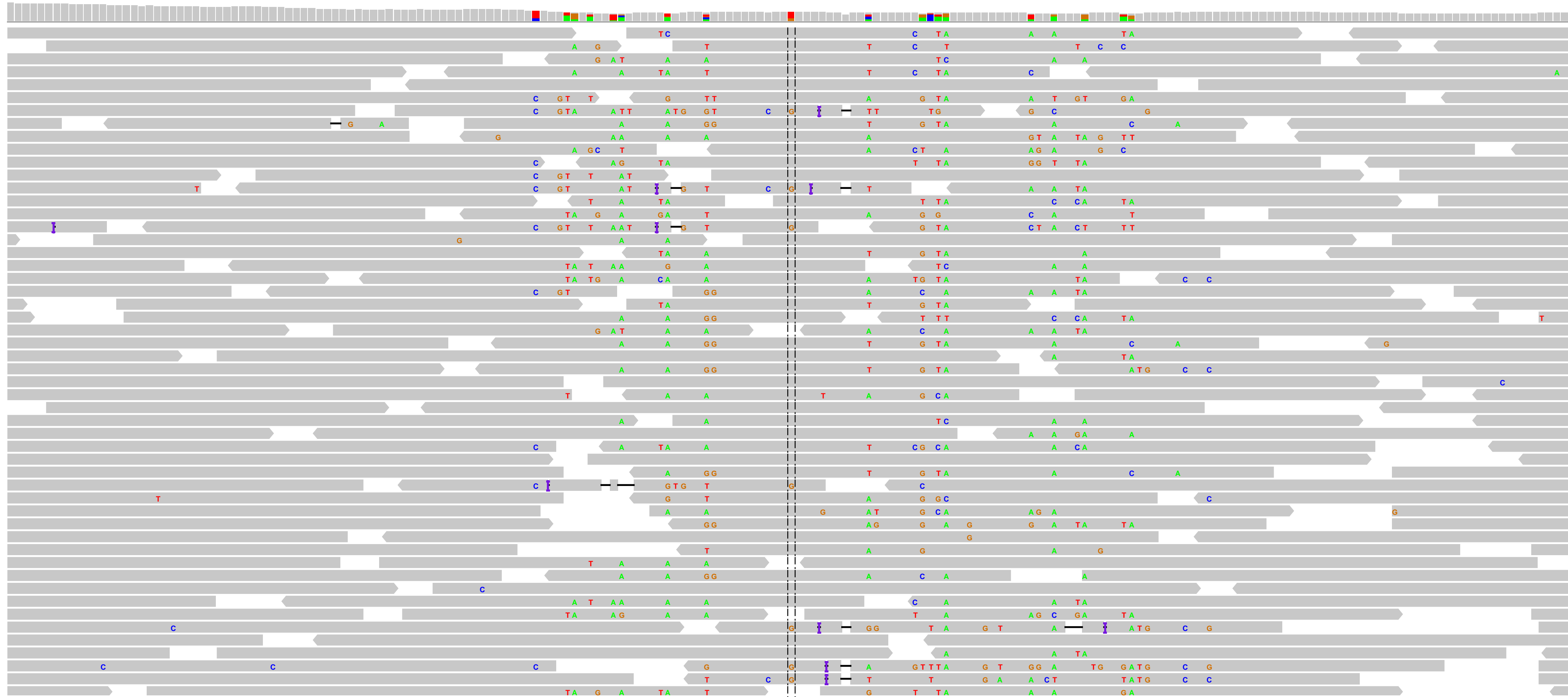


Sequence → ACTTATTTCTG TGA CTATTTTGGGAGAATT CAGCATCA TCCAAA GGTCTTCGTGTCCGCC TCTCCGGTGC TCCGCTAA C G T T G G C A C G G A T G C G G G G G C G T T T G C T A C G A A T T C G A A C G G T G C G G C C T C G T A T T C G T T T G C G T A T G T G T C C G C T C C C C T C G T T C T T T G A T G C G G A T C C A G T C A T G T C G G C T T A A A

2207_scaffold314



[0 - 368]



Sequence

GGTTCC TCCTC GACAAATTAC TGCGACATCTACTACATATCCACTGCC TCCAGCCGTGTGGTC TATCGTGGCAGCAACTCCGCGATCCCGCATGGCGGTGTTTCGATGTCGCATGCGAAGCAGCGAATTCCTCGTATGCGAGCACGAGCATCGGTTCTCGTCTGGCCTTCCGCGGCGGGCTCGTTAAGGCGTCGAGCGCGGTGG

Fig. S1BA

2209_scaffold1451

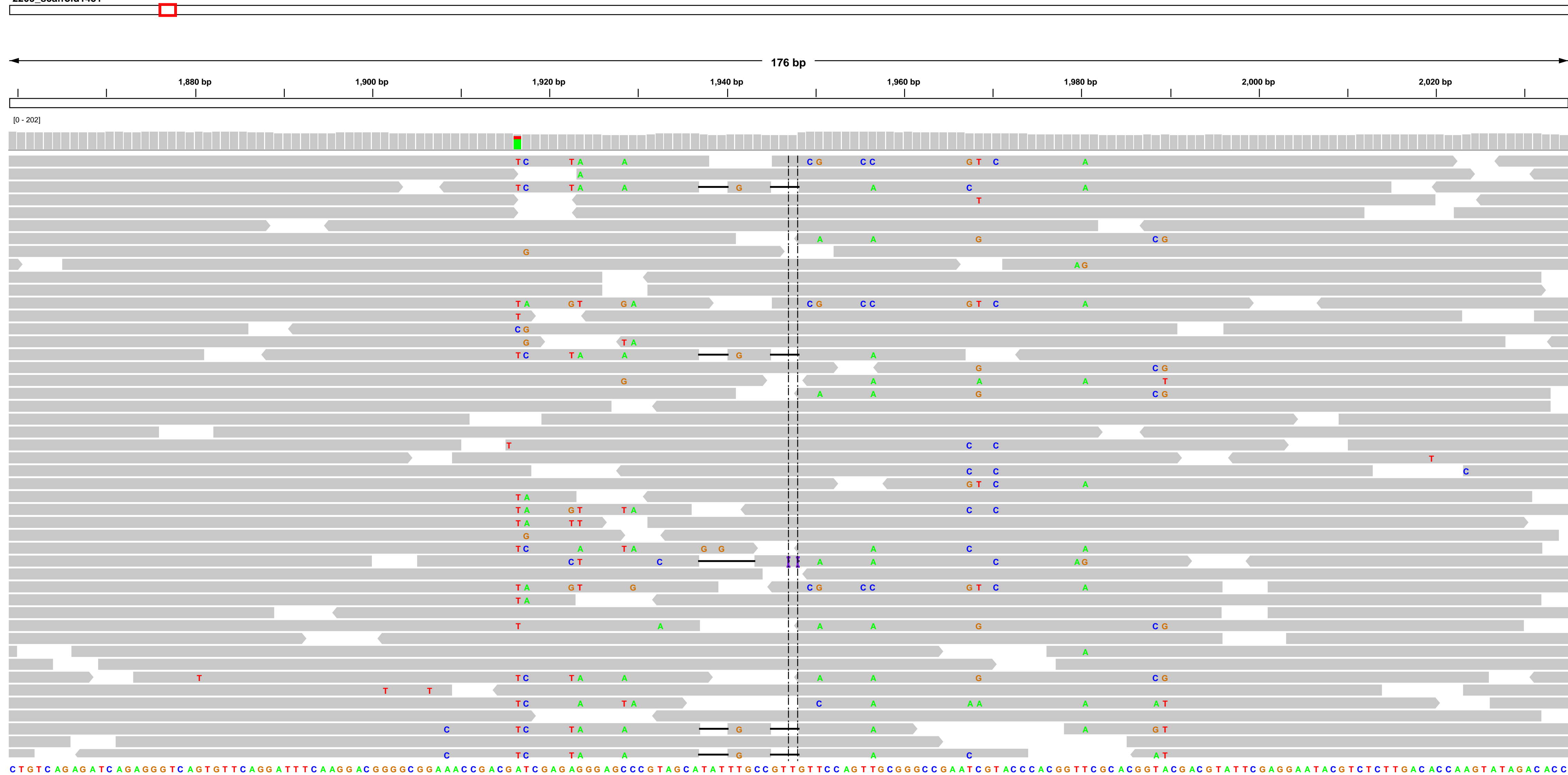
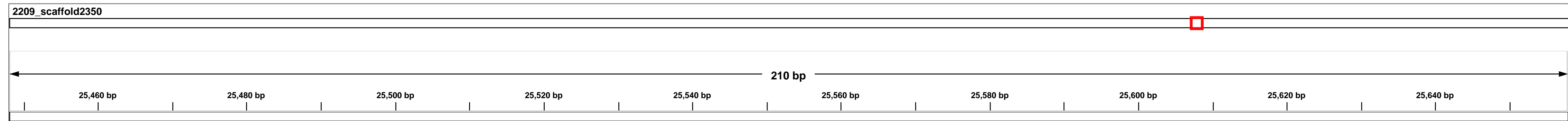
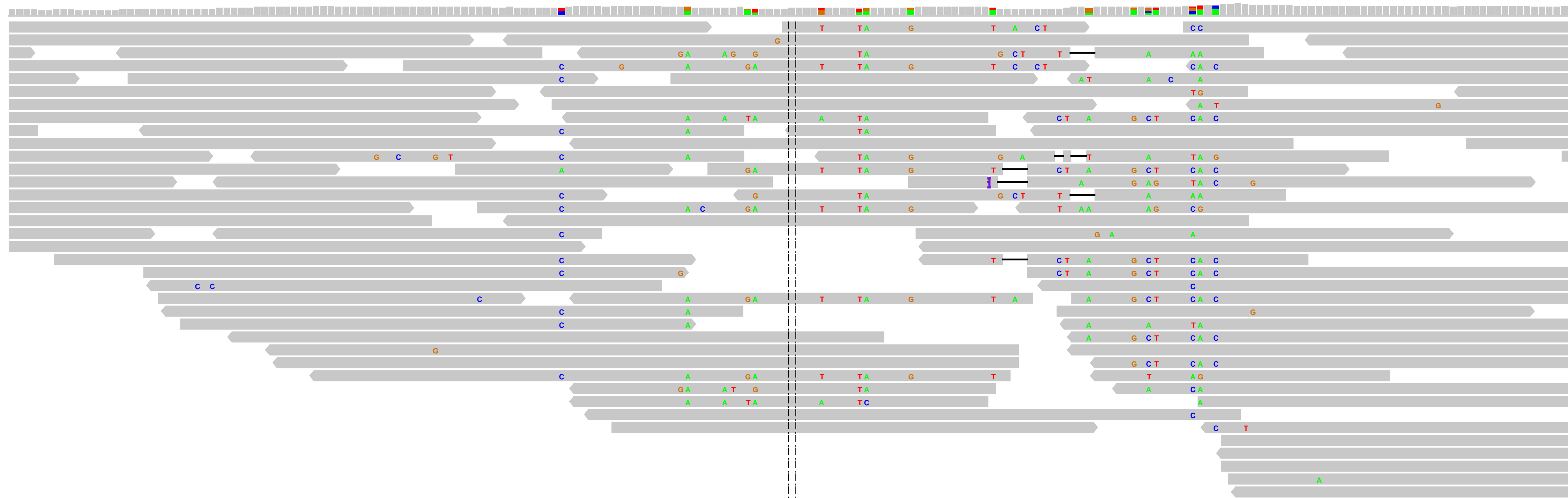


Fig. S1CA



[0 - 111]



Sequence

→ G C C C A G G C C G T G A G C A A C A G C G A G T A C A C C G C C G G T G A C T T G A G C G C G T C G C A G A A T T G G T G G T G G T G G C T C C G T T C C C C G T A T T C G T C G A G C G C G T A C A T C G T G C G C T G C G T G A G C T C G G A C G G G A G C C T C A C C G G C A G C G A C G G C G G T A C G A C G G C G T C A G G G G T G T G C G C C C G G C T T T G A A T C T G T C A T C T G A C A T C T T G G T A T C T G