

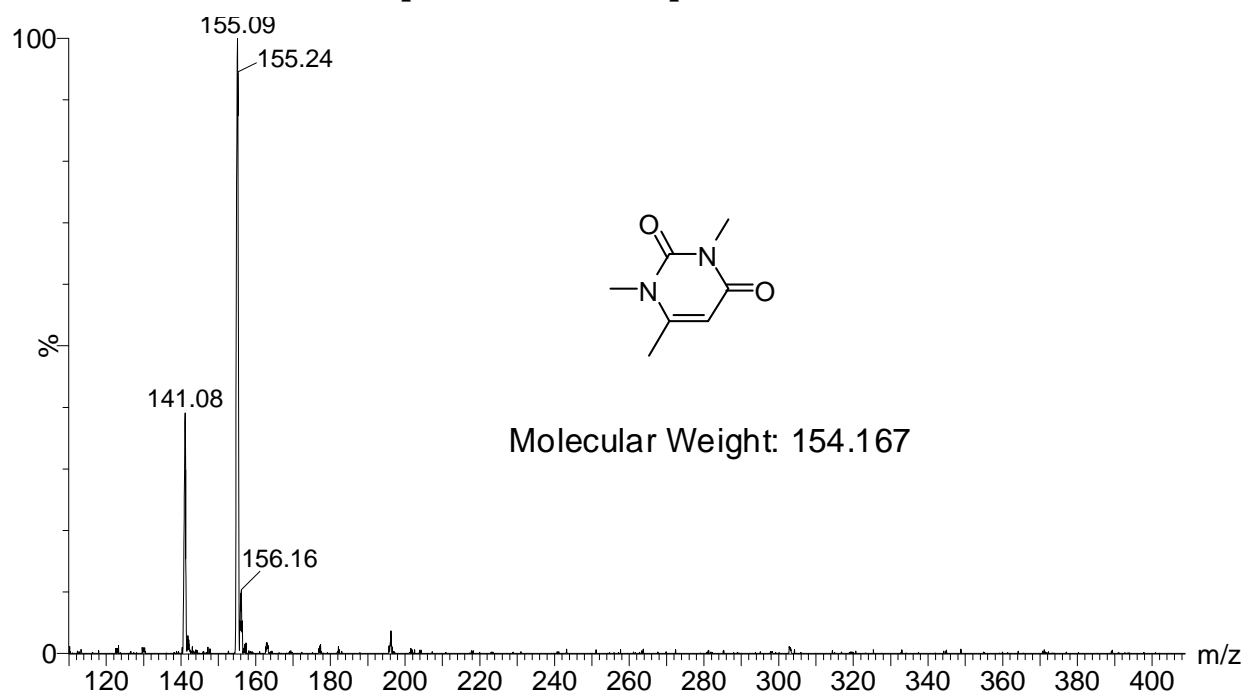
**NANOMOLAR POTENCY PYRIMIDO-PYRROLO-QUINOXALINEDIONE CFTR
INHIBITOR REDUCES CYST SIZE IN A POLYCYSTIC KIDNEY DISEASE MODEL**

Lukmanee Tradtrantip, N.D. Sonawane, Wan Namkung and A.S. Verkman

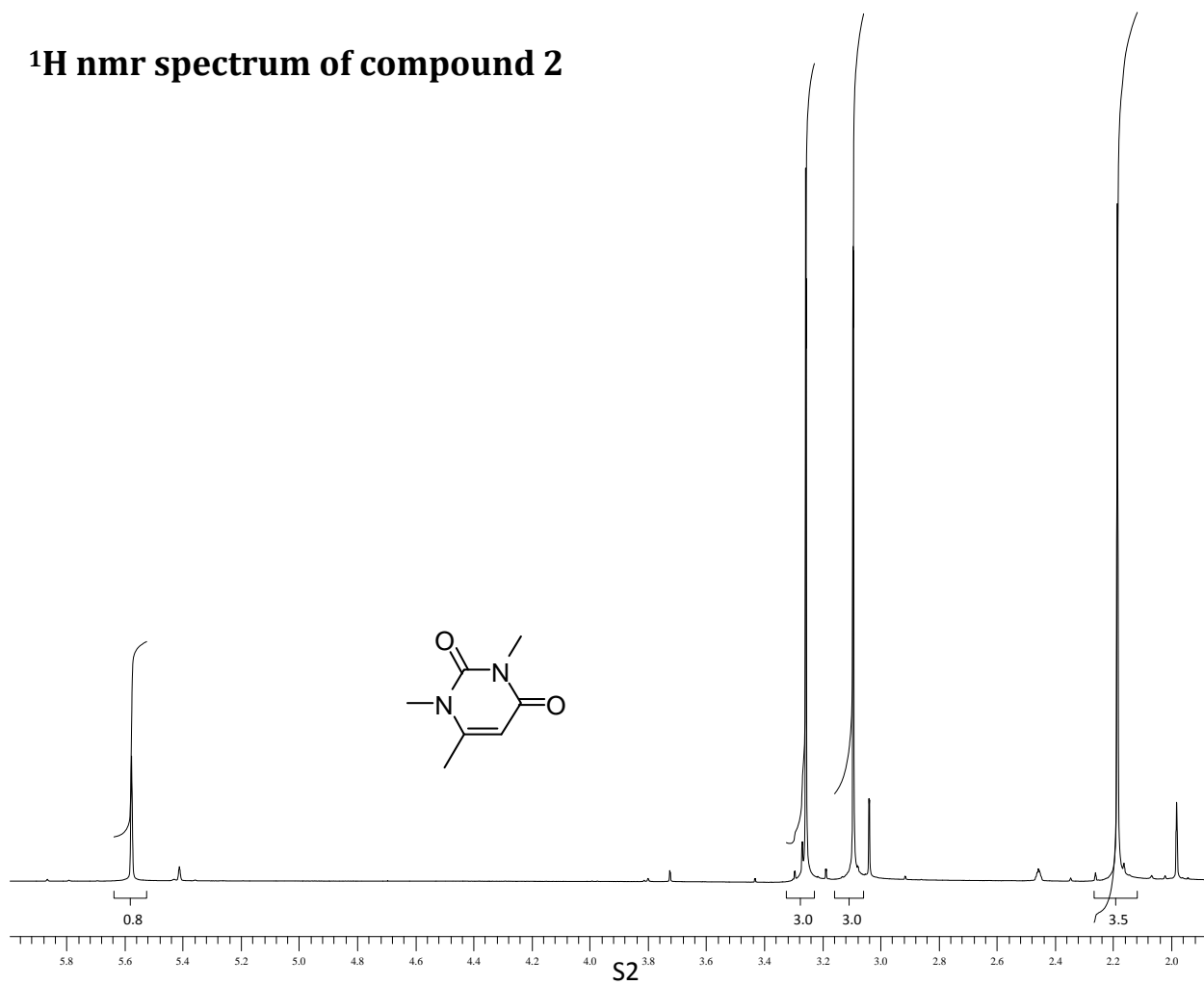
Supporting material table of contents

1. ¹ H nmr, ¹³ C nmr, and mass spectra of 2, 3, 4, 5, 6, PPQ-102, and PPQ-102B	S2-S11
2. Structures and activity of PPQ-102 analogs tested	S12-S20

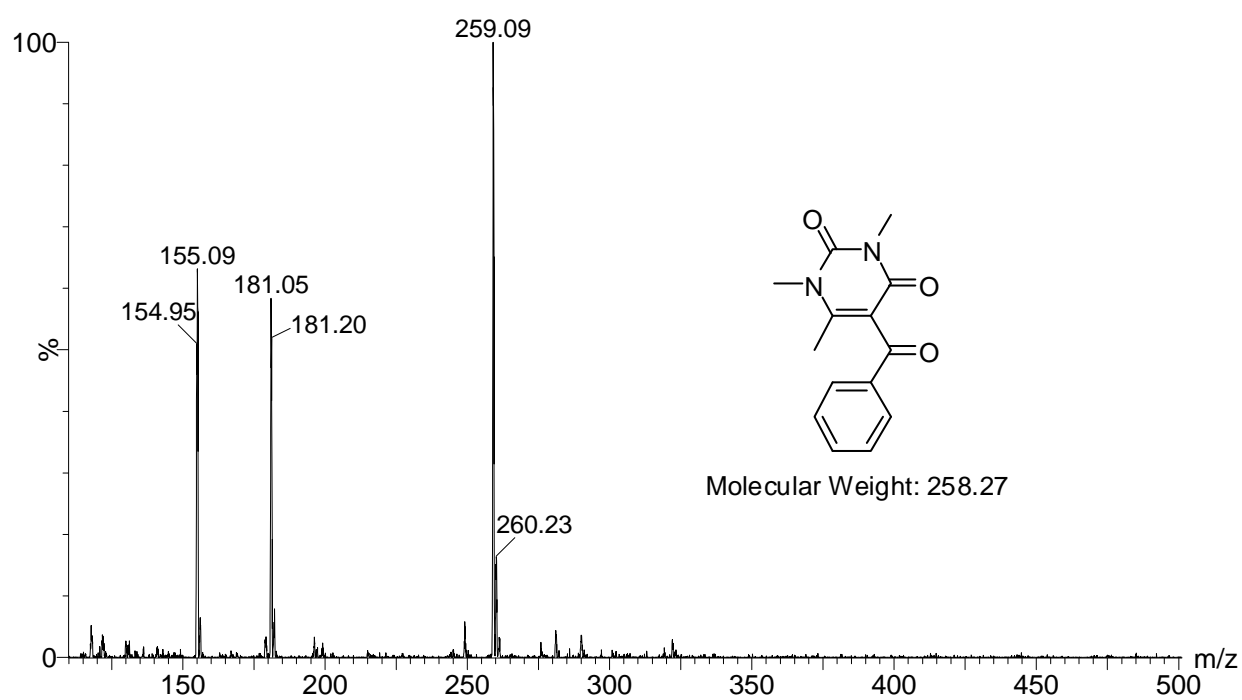
Low resolution mass spectrum of compound 2



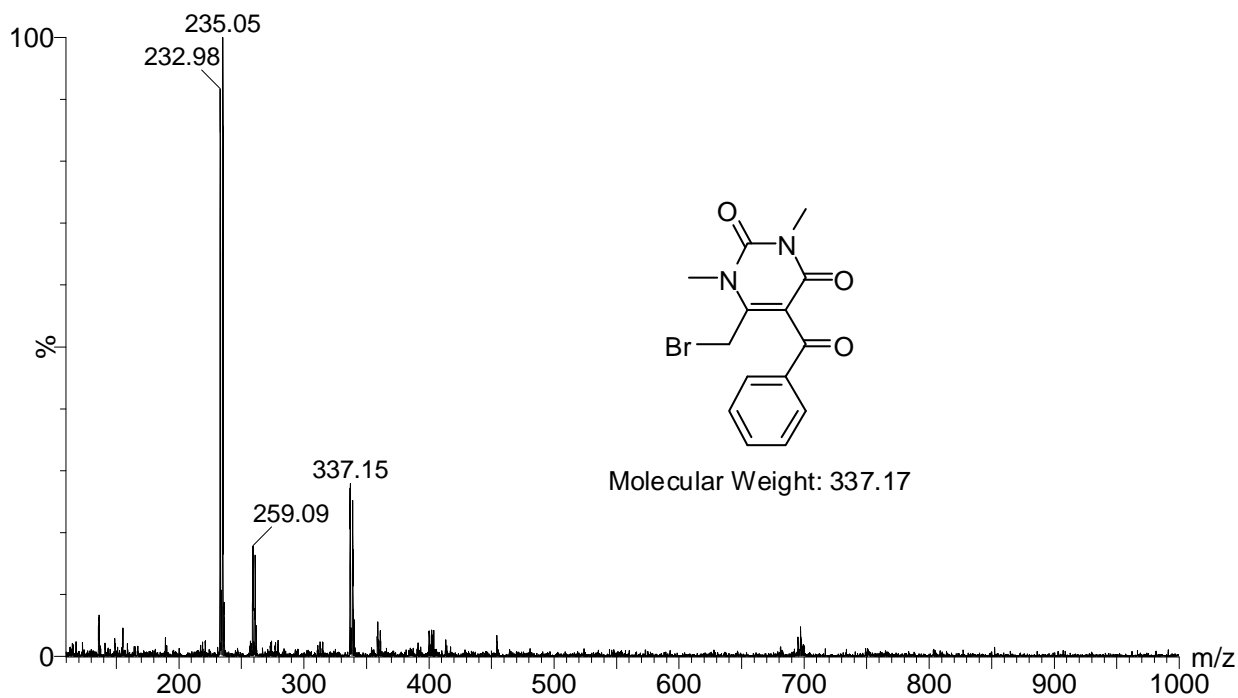
¹H nmr spectrum of compound 2



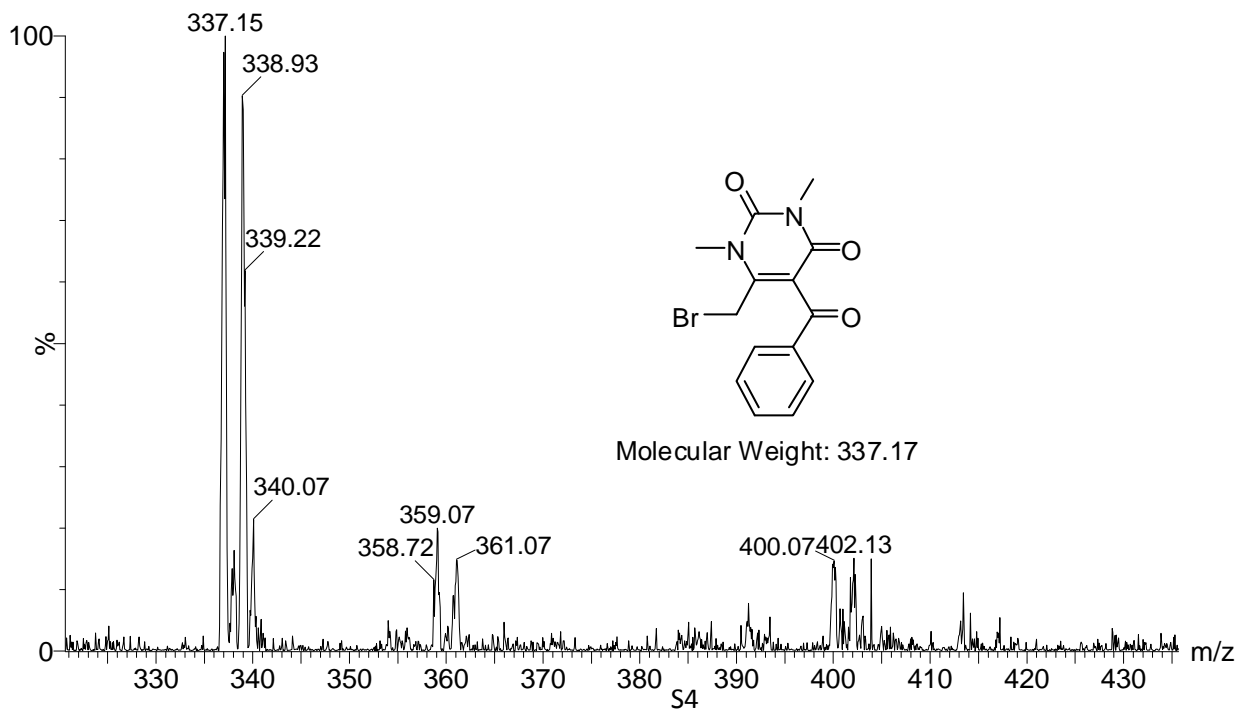
Low resolution mass spectrum of compound 3



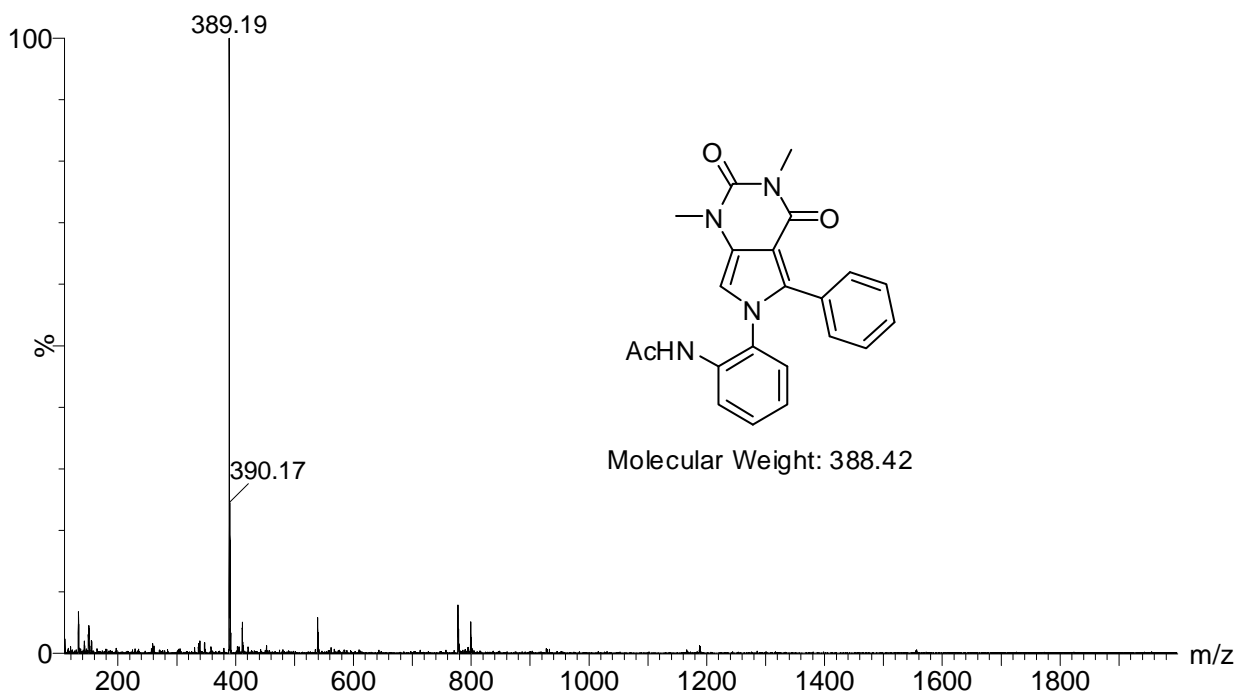
Low resolution mass spectrum of compound 4



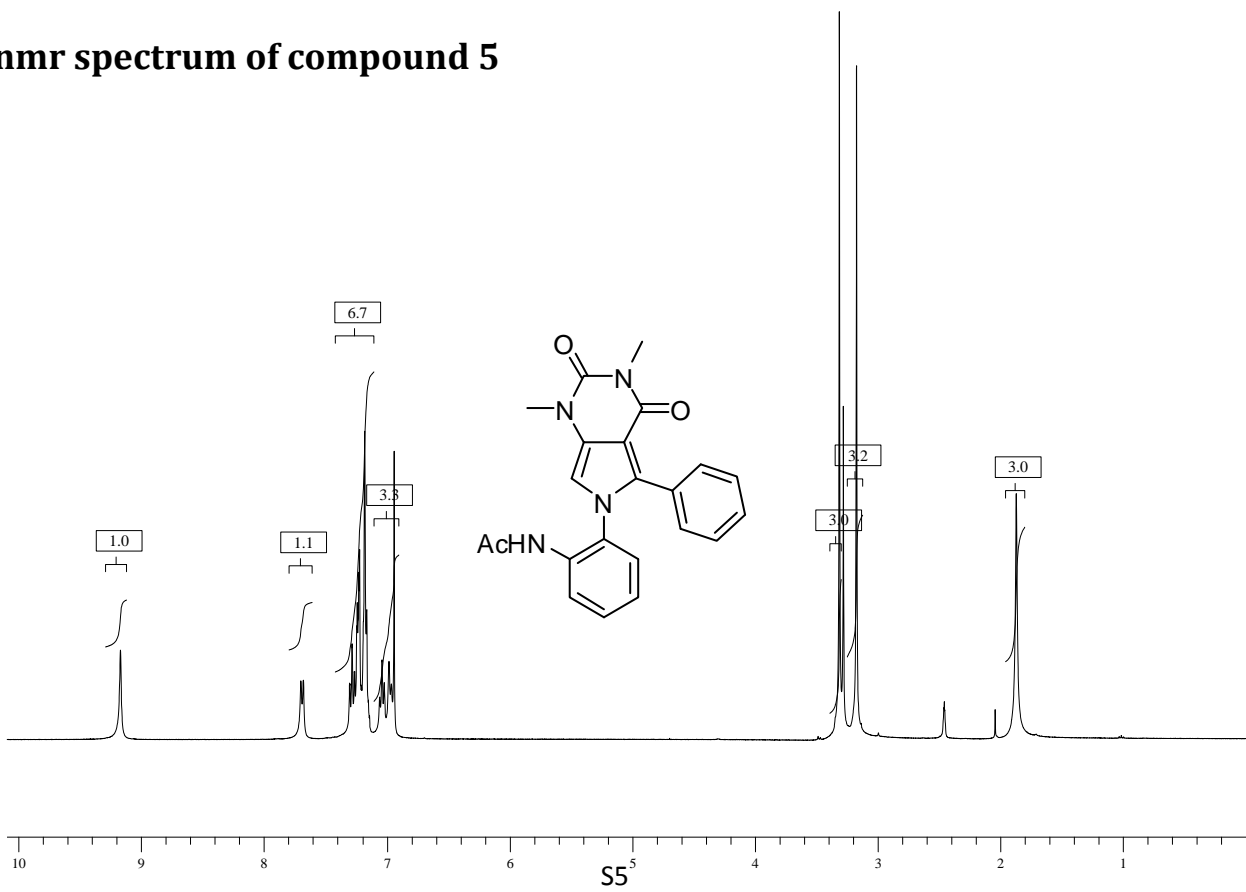
Low resolution mass spectrum of compound 4 (expanded)



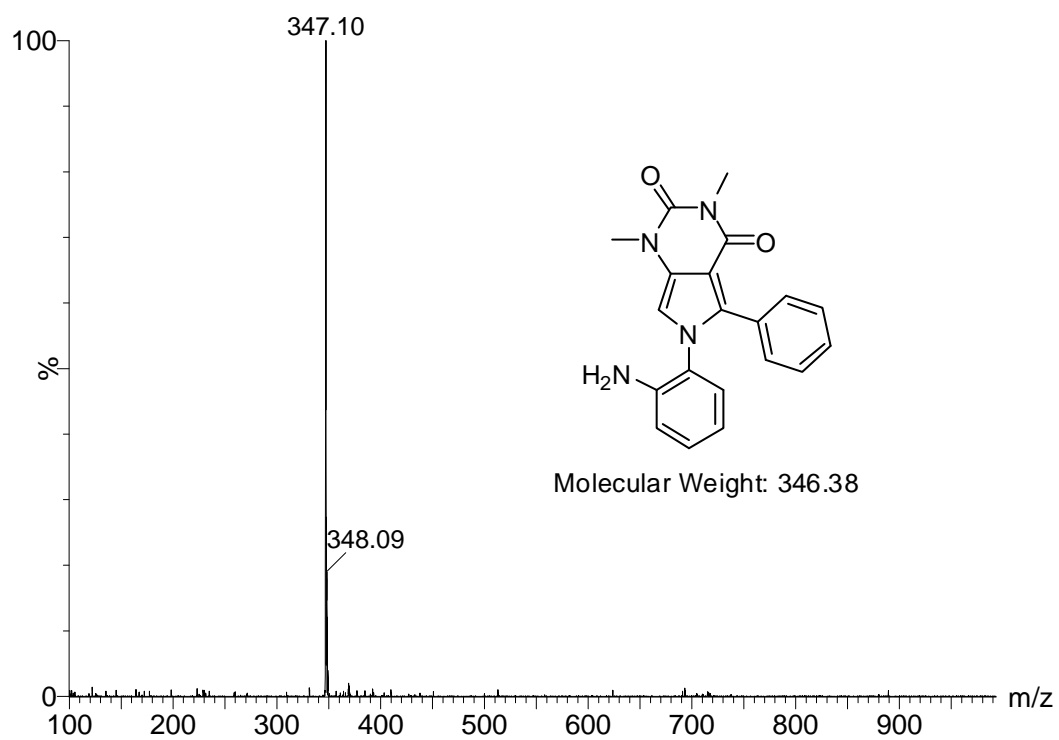
Low resolution mass spectrum of compound 5



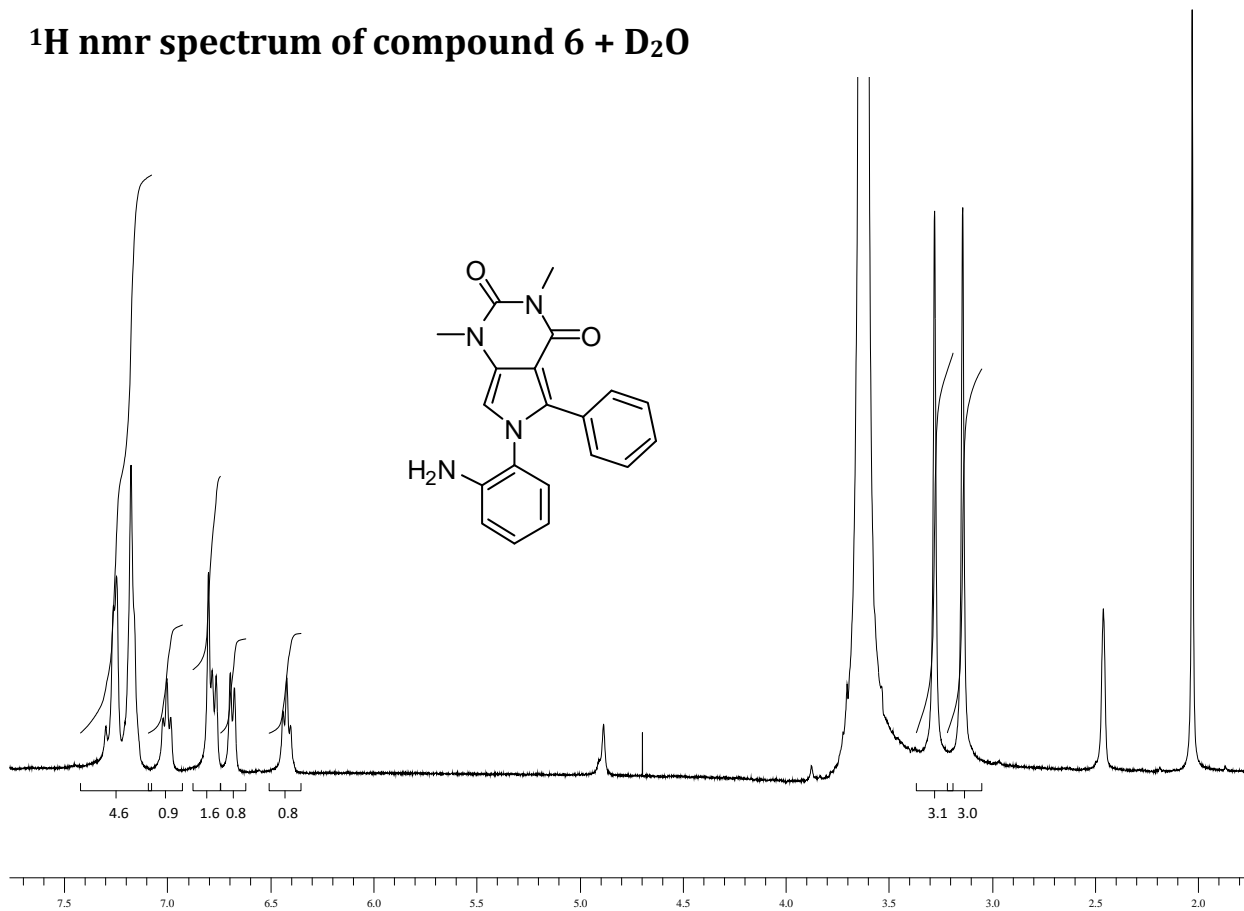
¹H nmr spectrum of compound 5



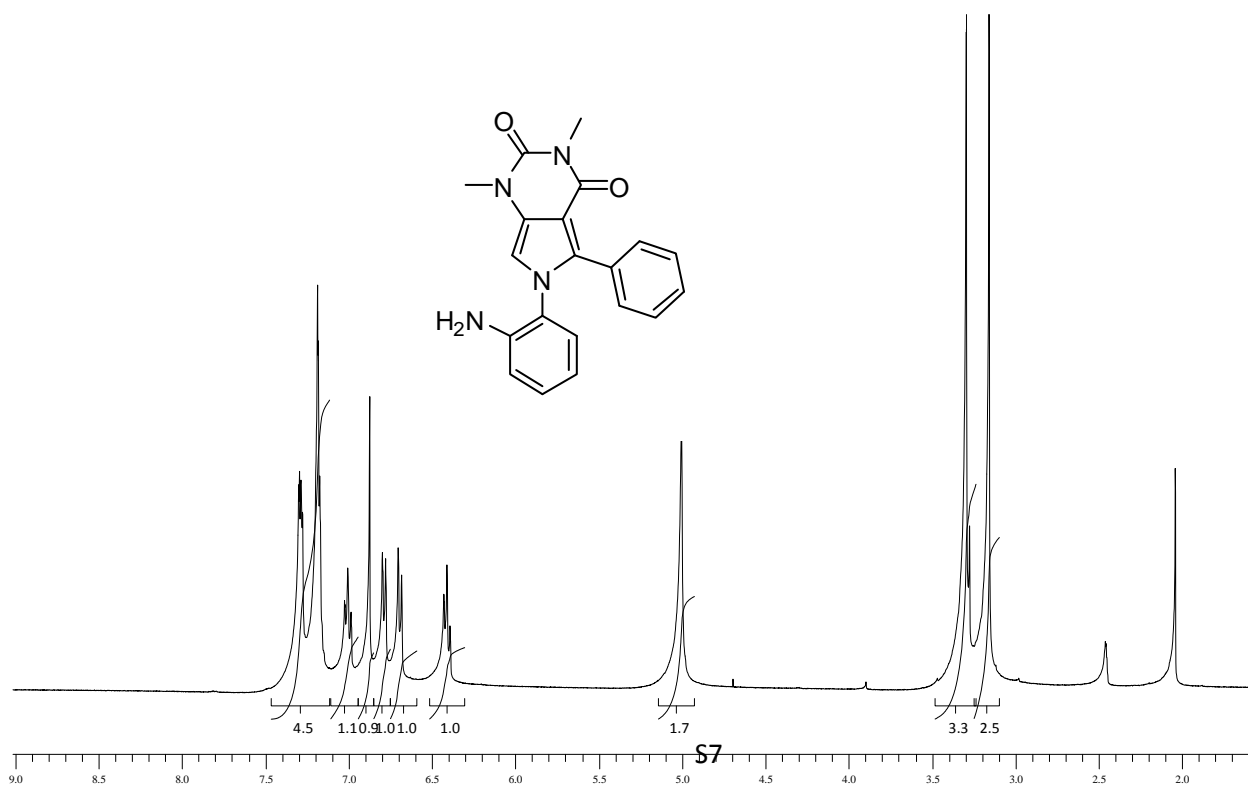
Low resolution mass spectrum of compound 6



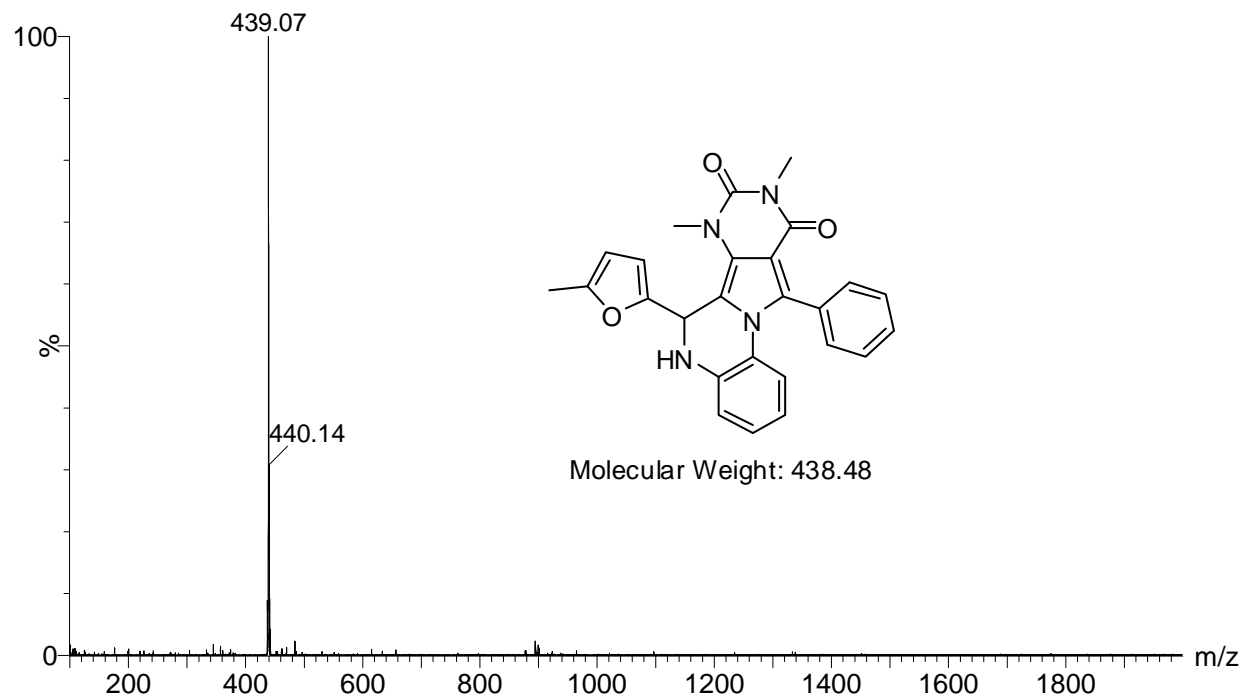
^1H nmr spectrum of compound 6 + D_2O



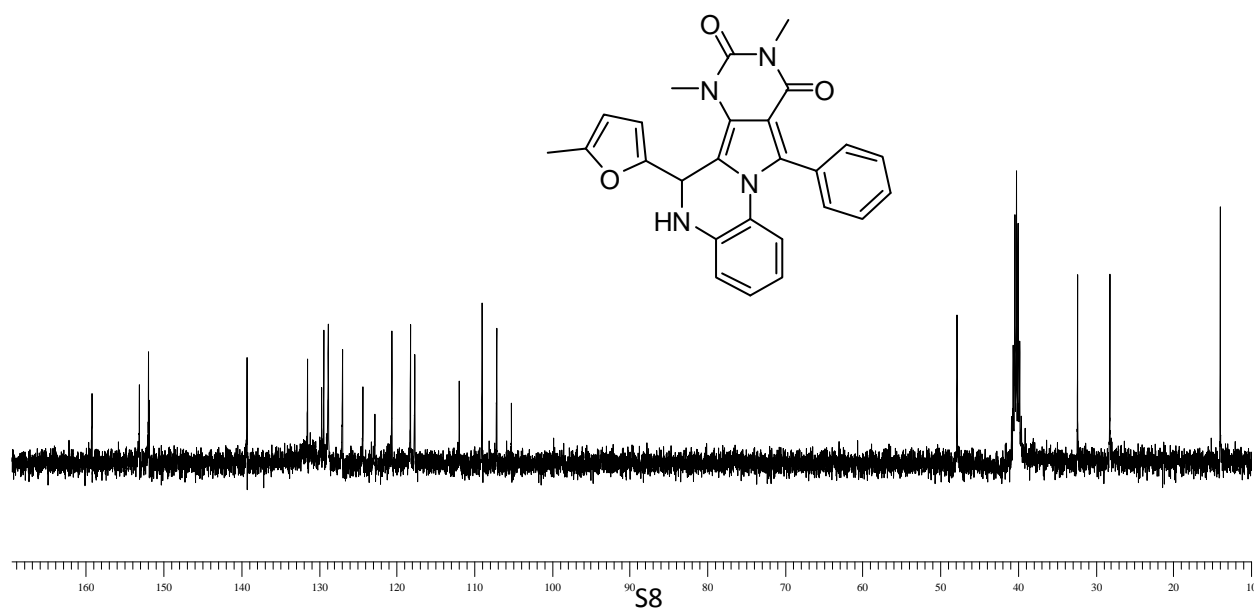
^1H nmr spectrum of compound 6



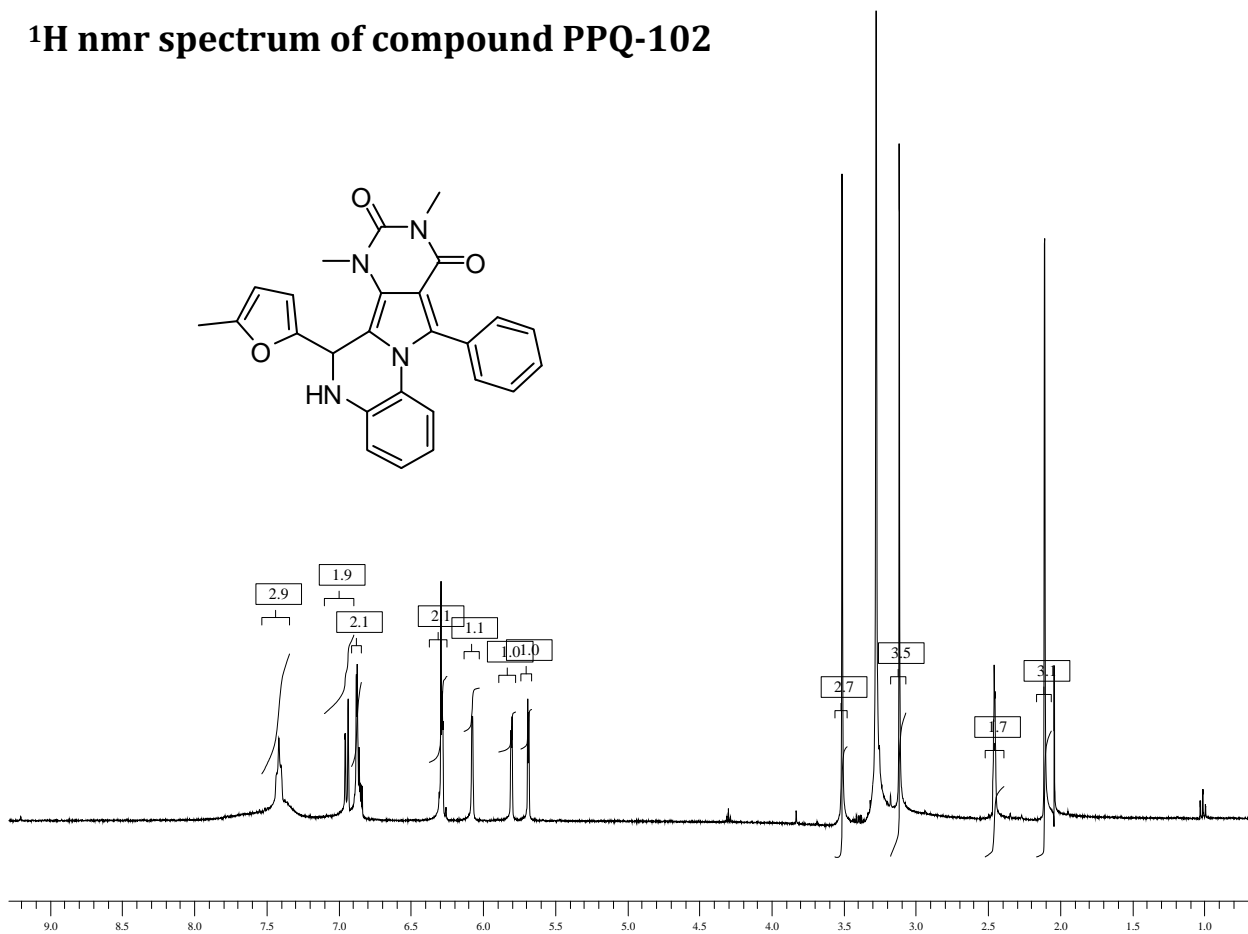
Low resolution mass spectrum of PPQ-102



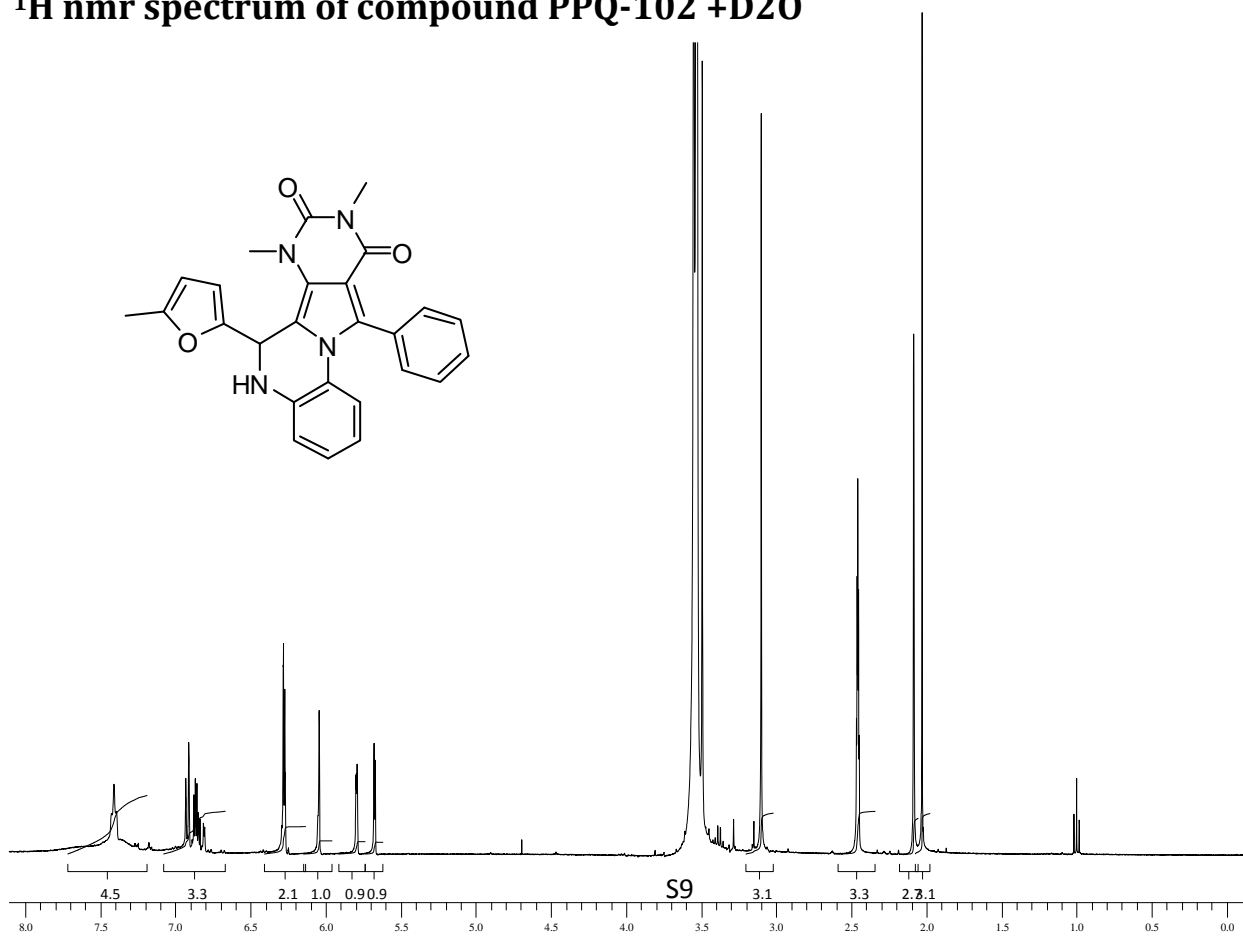
¹³C nmr spectrum of compound PPQ-102



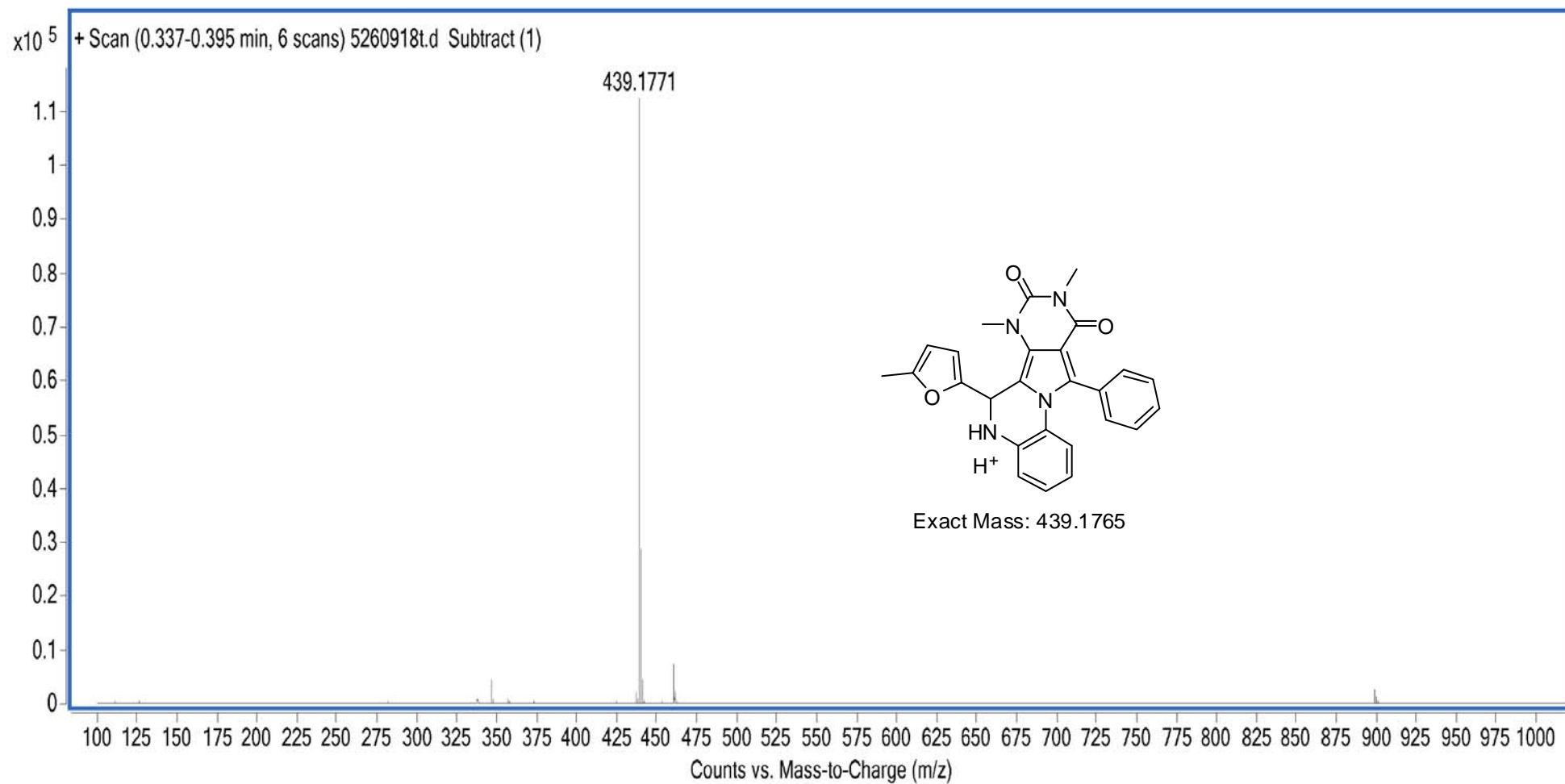
¹H nmr spectrum of compound PPQ-102



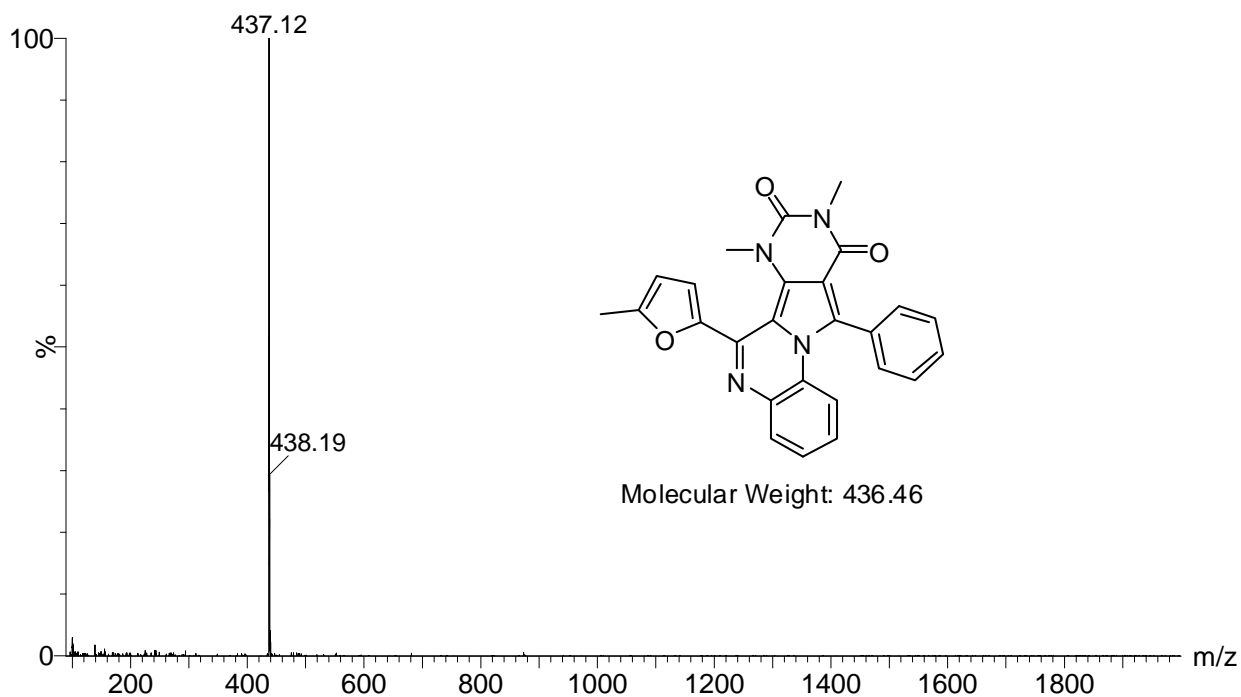
¹H nmr spectrum of compound PPQ-102 +D2O



High resolution mass spectrum of PPQ-102

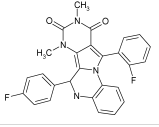
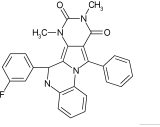
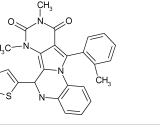
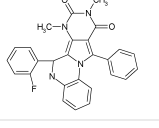
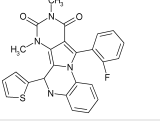
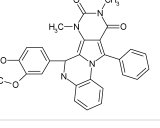
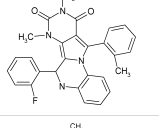
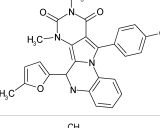
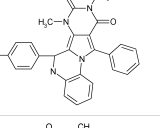
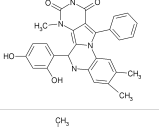
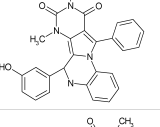
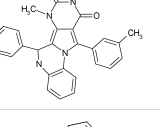
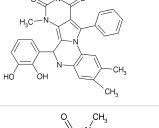
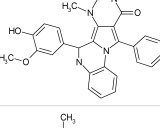
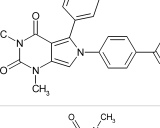
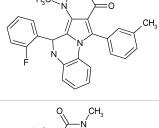
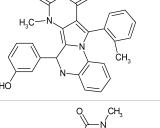
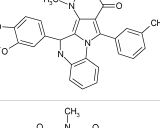
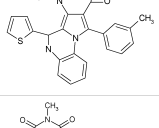
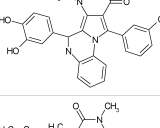
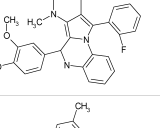
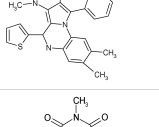
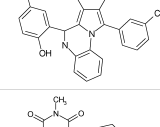
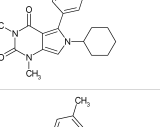
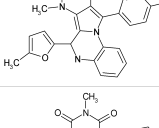
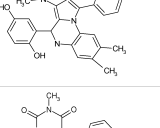
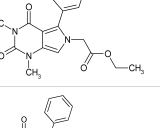
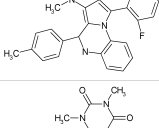
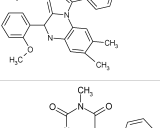
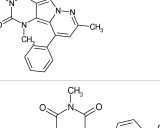
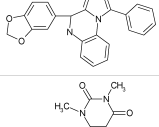
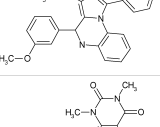
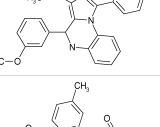
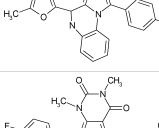
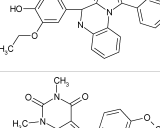
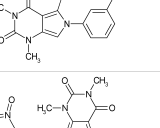
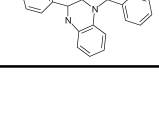
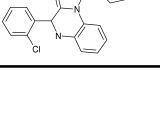
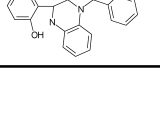


Low resolution mass spectrum of PPQ-102B



Compounds are ordered according to activity at 25 μ M.

Structure	% Inhibition		Structure	% Inhibition		Structure	% Inhibition	
	25 μ M	5 μ M		25 μ M	5 μ M		25 μ M	5 μ M
	>95	>95		97	85		>95	62
	>95	46		96	49		90	57
	>95	<10		96	64		90	60
	>95	63		94	61		90	84
	>95	50		94	41		87	51
	>95	80		94	71		87	24
	>95	73		93	53		87	<10
	>95	70		93	72		86	63
	>95	62		92	61		86	64
	84	32		78	<10		70	18
	92	36		83	30		78	78
	82	24		77	34		67	67

	82	28		76	45		67	19
	81	61		76	47		64	5
	81	53		75	31		64	21
	80	12		74	30		64	49
	80	14		74	16		63	<10
	80	67		74	15		63	26
	79	29		72	12		62	13
	61	14		50	<10		41	<10
	68	42		58	13		48	<10
	58	20		47	<10		41	<10
	58	28		47	13		41	<10
	57	21		47	<10		40	<10
	57	22		47	<10		40	12

	56	32		45	<10		39	<10
	56	13		44	<10		39	<10
	55	20		44	41		38	<10
	54	11		41	13		38	<10
	38	<10		35	23		31	<10
	41	<10		38	13		34	<10
	38	<10		34	<10		31	<10
	37	<10		33	<10		30	<10
	36	<10		33	<10		29	<10
	36	<10		33	<10		29	<10
	36	<10		32	<10		29	<10
	35	<10		31	<10		29	<10
	35	<10		31	<10		29	<10

	35	<10		31	<10		29	<10
	28	<10		27	<10		25	10
	31	<10		28	<10		27	<10
	28	<10		26	11		25	<10
	27	<10		26	<10		25	<10
	27	31		26	<10		25	<10
	27	<10		26	<10		25	<10
	27	<10		26	<10		24	<10
	27	<10		26	<10		24	<10
	27	<10		25	<10		24	<10
	27	<10		25	<10		24	<10
	24	<10		23	<10		22	<10
	25	<10		23	<10		23	14

	23	<10		23	<10		21	<10
	23	<10		22	<10		21	<10
	23	<10		22	<10		21	<10
	23	<10		22	<10		21	<10
	23	<10		22	<10		20	<10
	23	<10		22	<10		20	<10
	23	<10		22	<10		20	<10
	23	<10		22	<10		20	<10
	20	<10		19	<10		18	<10
	22	<10		20	<10		19	<10
	20	<10		19	<10		18	<10
	20	<10		19	<10		18	<10
	20	<10		19	<10		18	<10

	20	<10		19	<10		18	<10
	20	<10		19	<10		18	<10
	20	<10		19	<10		18	<10
	20	<10		19	<10		18	<10
	19	<10		19	<10		18	<10
	18	<10		76	16		15	<10
	18	<10		17	<10		16	<10
	17	<10		16	<10		14	<10
	17	<10		16	<10		14	<10
	17	<10		15	<10		14	<10
	17	<10		15	<10		14	<10
	17	<10		15	<10		14	<10
	16	<10		15	<10		14	<10

	16	<10		15	<10		14	<10
	16	10		15	<10		14	<10
	14	<10		13	<10		11	<10
	15	<10		14	<10		15	13
	14	<10		12	<10		11	<10
	14	<10		12	<10		<10	<10
	13	<10		12	<10		<10	<10
	13	<10		12	<10		<10	<10
	13	<10		12	<10		<10	<10
	13	<10		12	<10		<10	<10
	13	<10		12	<10		<10	<10
	13	<10		12	<10		<10	<10
	13	<10		<10	<10		<10	<10
	<10	<10		<10	<10		21	<10

	<10	11		<10	<10		<10	<10
	<10	<10		<10	<10		<10	<10
	<10	<10		<10	<10		<10	<10
	<10	<10		<10	<10		<10	<10
	<10	<10		<10	<10		<10	<10
	<10	<10		<10	<10		<10	<10
	<10	<10		<10	<10		<10	<10
	<10	<10		<10	<10		<10	<10
	<10	<10		<10	<10		<10	<10
	<10	<10		<10	<10		<10	<10
	<10	<10		<10	<10		<10	<10
	<10	<10		<10	<10		<10	<10
	<10	<10		<10	<10		<10	<10
	<10	<10		<10	<10		<10	<10

	<10	<10		<10	<10		<10	<10
	<10	<10		<10	<10		30	<10
	<10	<10		<10	<10		16	<10
	<10	<10		<10	<10		14	<10
	<10	<10		<10	<10		78	<10
	<10	<10		<10	<10		<10	<10
	<10	<10		<10	<10		<10	<10
	<10	<10		<10	<10		<10	<10
	<10	<10		<10	<10			