

## Supplementary Appendix

This appendix has been provided by the authors to give readers additional information about their work.

Supplement to: Cooper AL, Trivedi AN. Fitness memberships and favorable selection in Medicare Advantage plans. *N Engl J Med* 2012;366:150-7.

## Supplementary Appendix

**This appendix has been provided by the authors to give readers additional information about their work.**

Supplement to: Cooper AL and Trivedi AT. Fitness Memberships and Favorable Selection in Medicare Advantage Plans.

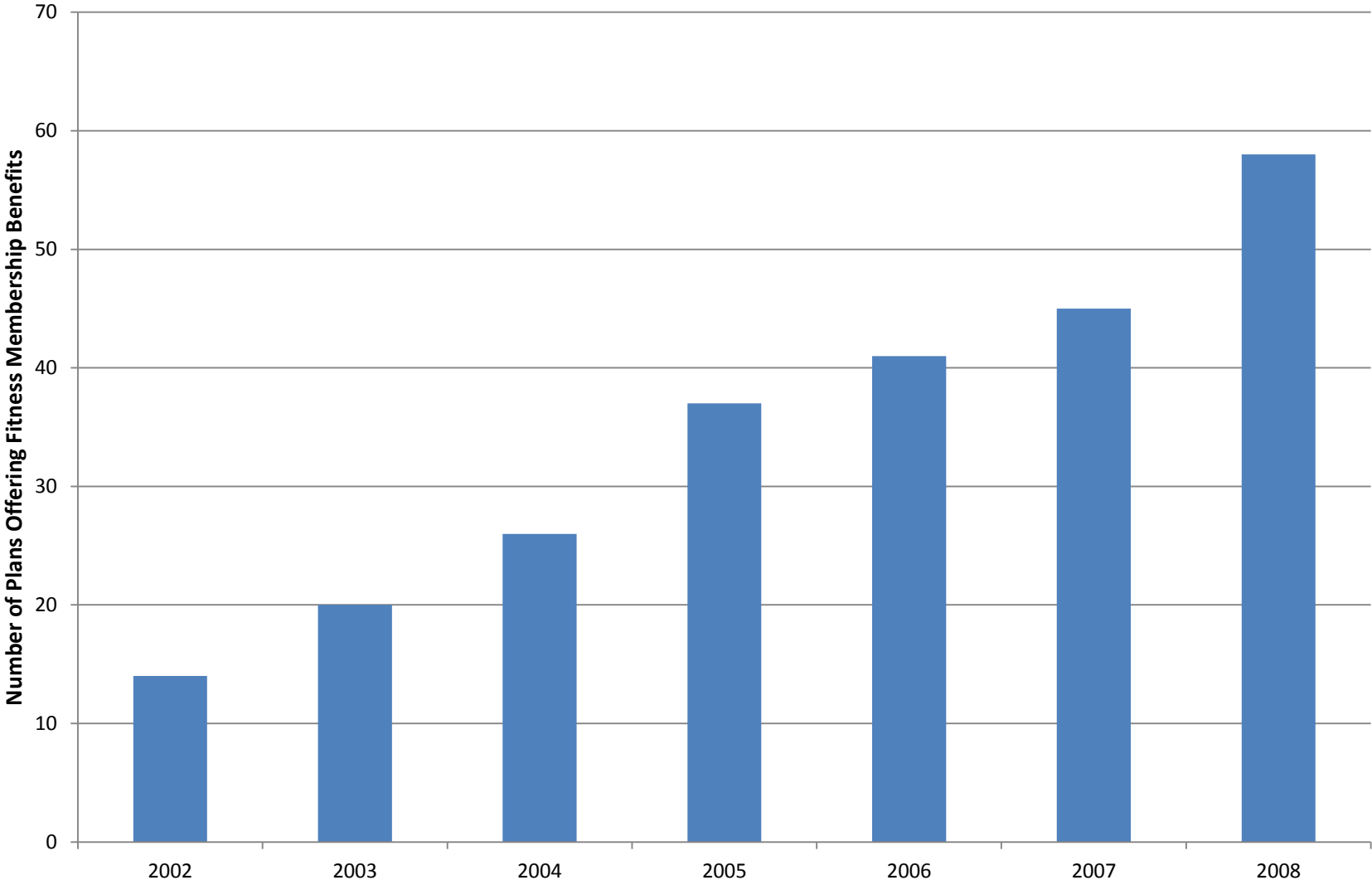
### Contents

Supplemental Table. Organizational Characteristics of Medicare Advantage Plans Adding Fitness Benefits and Control Medicare Advantage Plans.....	1
Supplemental Figure 1. Number of Continuously Participating Medicare Advantage Plans Offering a Fitness Benefit, 2002-2008.....	2
Supplemental Figure 2. Difference-in-Differences Estimates for Self-Reported Health in Case Plans as Compared with Control Plans, Adjusted for Age, Sex, and Year.....	3-5
<i>Panel A.</i> Difference-in-Differences Estimates of General Health for Each Matched Case-Control Pair.....	3
<i>Panel B.</i> Difference-in-Differences Estimates of Limitation in Moderate Activities for Each Matched Case-Control Pair.....	4
<i>Panel C.</i> Difference-in-Differences Estimates of Difficulty Walking for Each Matched Case-Control Pair.....	5

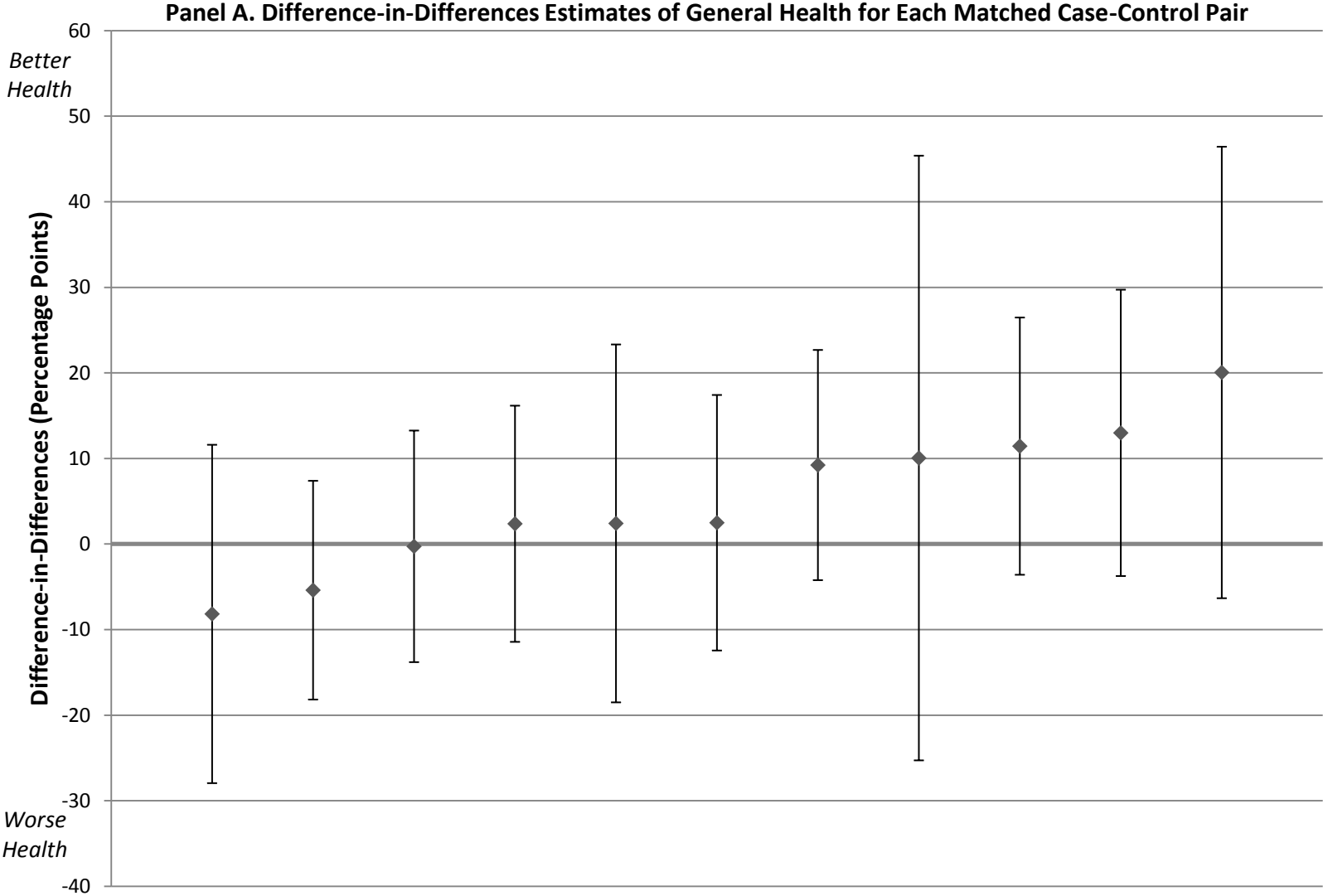
**Supplemental Table. Organizational Characteristics of Medicare Advantage Plans Adding Fitness Benefits and Control Medicare Advantage Plans.**

	<b>Case Plans that Added Fitness Benefits</b>	<b>Control Plans</b>
<b>N</b>	11	11
<b>Census Region, n</b>		
<b>Northeast</b>	4	4
<b>Midwest</b>	2	2
<b>South</b>	4	4
<b>West</b>	1	1
<b>Model Type, n</b>		
<b>Staff/Group</b>	2	0
<b>IPA/Network/Mixed</b>	9	11
<b>Tax Status, n</b>		
<b>For-profit</b>	9	9
<b>Not for profit</b>	2	2
<b>Median Number of Enrollees</b>	31,540	18,241
<b>Median Years of Operation</b>	11	10.6

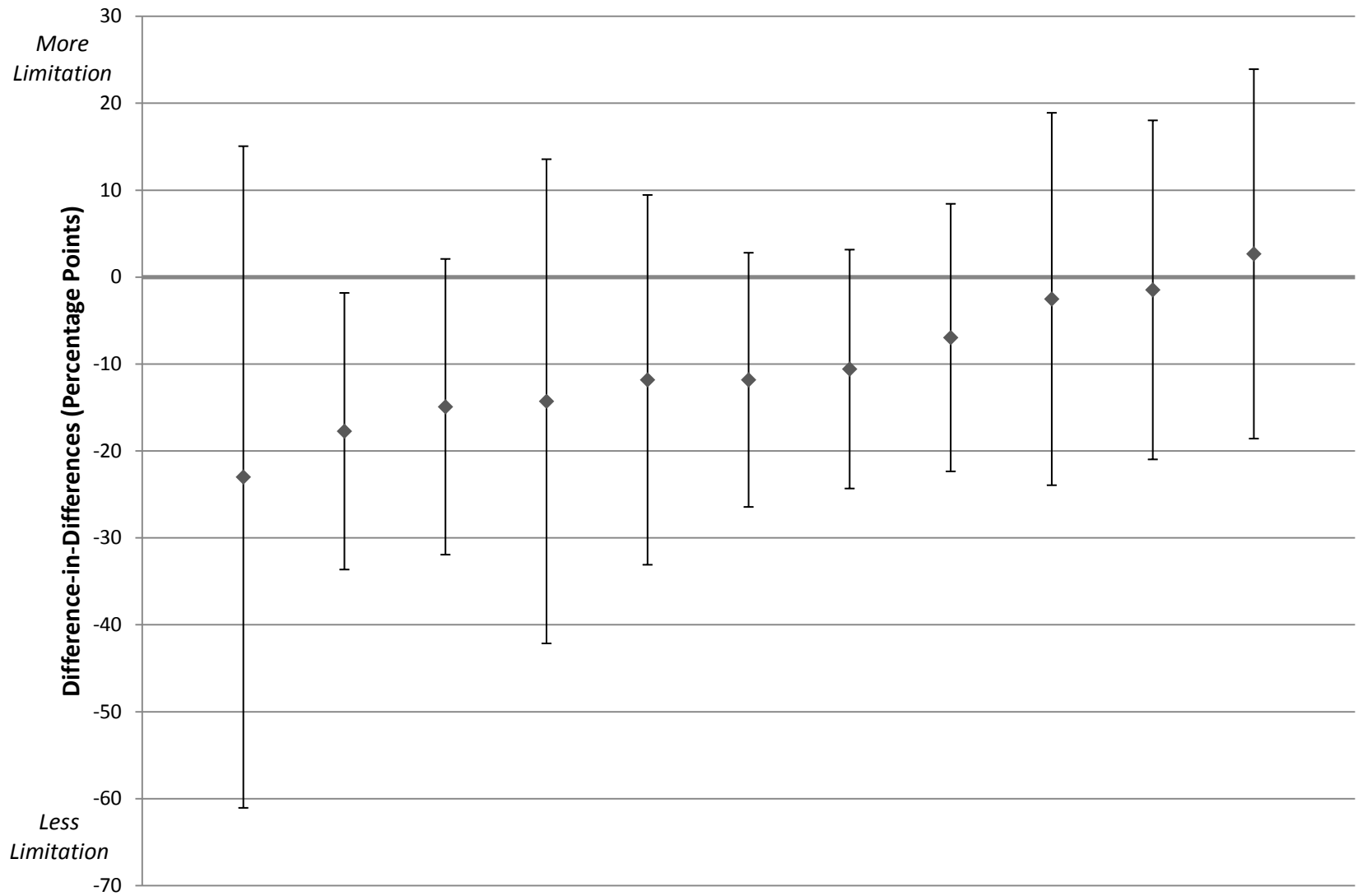
**Supplemental Figure 1. Number of Continuously Participating Medicare Advantage Plans Offering a Fitness Benefit, 2002-2008.**



**Supplemental Figure 2. Difference-in-Differences Estimates for Self-Reported Health in Case Plans as Compared with Control Plans, Adjusted for Age, Sex, and Year.**



**Panel B. Difference-in-Differences Estimates of Limitation in Moderate Activities for Each Matched Case-Control**



Panel C. Difference-in-Differences Estimates of Difficulty Walking for Each Matched Case-Control

