

Fig. S3

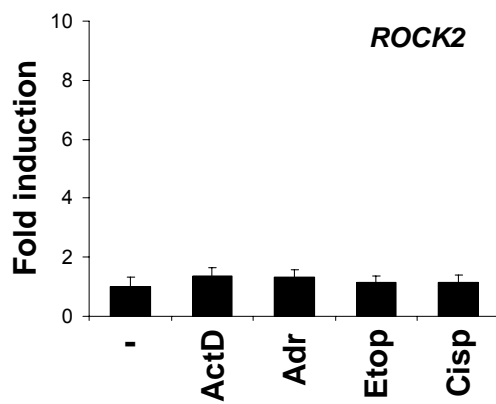
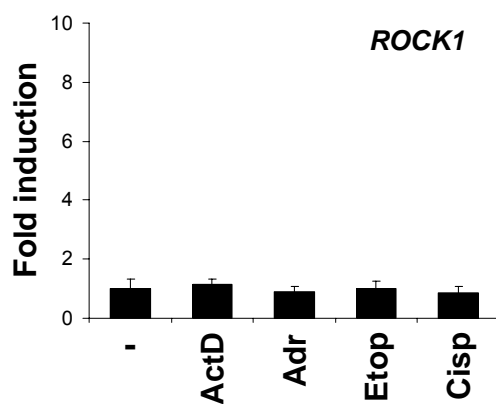
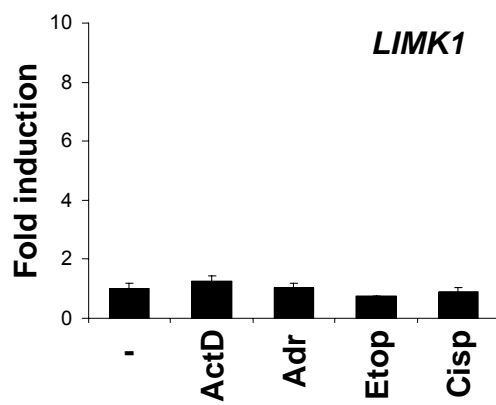


Figure S3 Genotoxic stress does not induce *LIMK1*, *ROCK1* or *ROCK2* mRNA. MCF-7 cells were treated with ActD (2 nM), Adr (0.2 μ g/ml), etoposide (Etop) (20 μ M) or cisplatin (Cisp) (25 μ M) for 24 hours. Levels of *LIMK1*, *ROCK1* and *ROCK2* mRNA were analyzed by qPCR. Data are represented as mean fold induction \pm SEM (n=3) relative to vehicle control.