

## Supplementary Figure Legends

### Supplementary Figure 1. Mutation of *Rhbdf2* does not alter sensitivity to DSS-induced weight loss.

(A) *Rhbdf2*<sup>sin/sin</sup> mutants and *Rhbdf2*<sup>+sin</sup> sex-matched littermates were treated with 3% DSS in drinking water for seven days, with weight recorded on each day.

### Supplementary Figure 2. Relative enrichment of RHBDF2-encoding transcripts in hematopoietic lineages.

(A) Expression of *RHBDF2* transcripts in human cells and tissues (Human U133A/GNF1H Gene Atlas, GEO DataSets accession no. GSE1133; <sup>1</sup>). (B) Expression of mouse *Rhbdf2* (Mouse GNF1M Gene Atlas, GEO DataSets accession no. GSE1133; <sup>1</sup>).

## Supplementary References

1. Su AI, Wiltshire T, Batalov S, et al. A gene atlas of the mouse and human protein-encoding transcriptomes. *Proc Natl Acad Sci USA*. 2004;101(16):6062–6067.

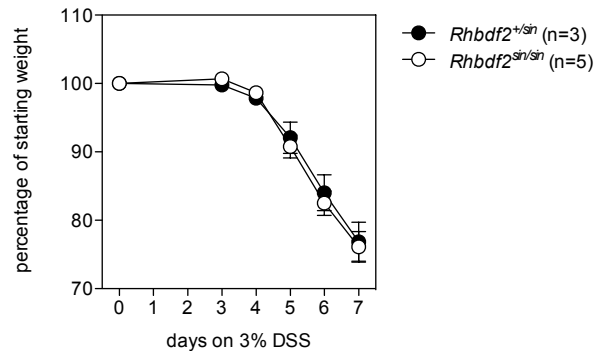

**A**

Figure S1

A



B

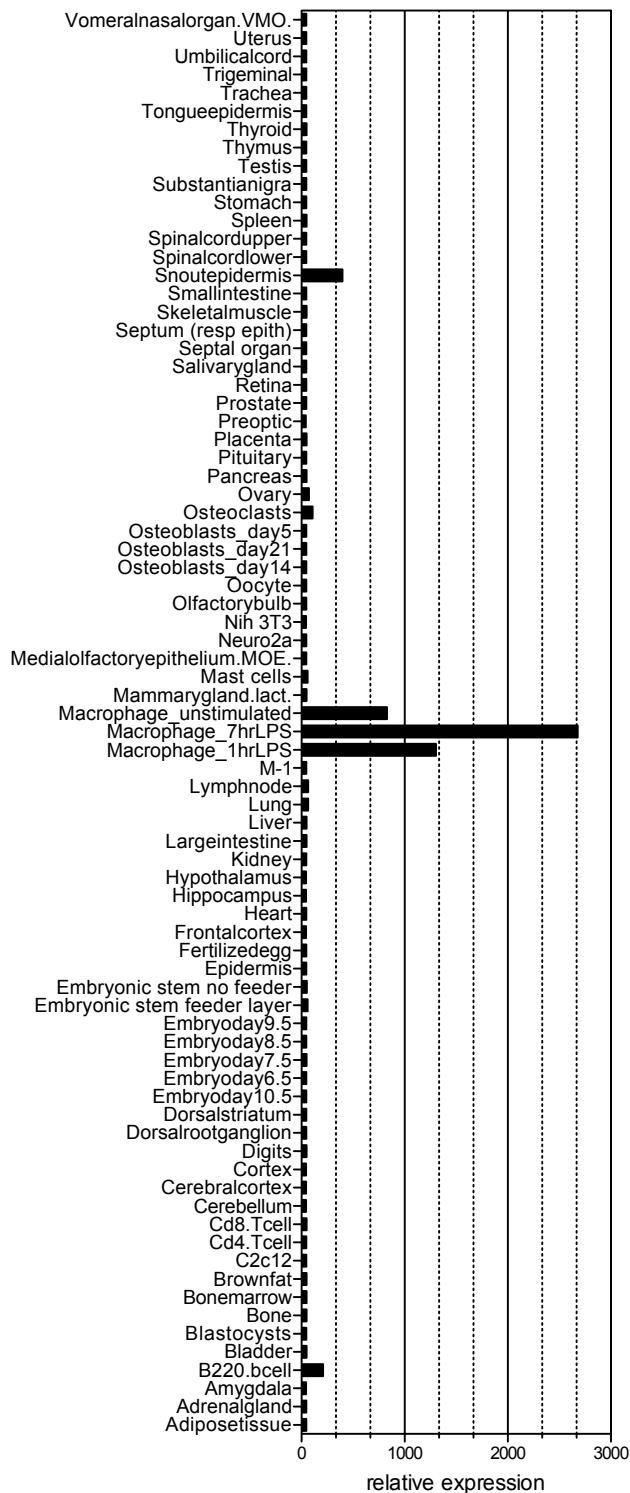


Figure S2