

Supplementary Material

Urea-water solvation forces on prion structures

Jens Kleinjung[†] and Franca Fraternali^{*,‡}

Division of Mathematical Biology, MRC National Institute for Medical Research, The Ridgeway, Mill Hill, London NW7 1AA, United Kingdom, and Randall Division of Cell and Molecular Biophysics, King's College London, New Hunt's House, London SE1 1UL, United Kingdom

E-mail: franca.fraternali@kcl.ac.uk

*To whom correspondence should be addressed

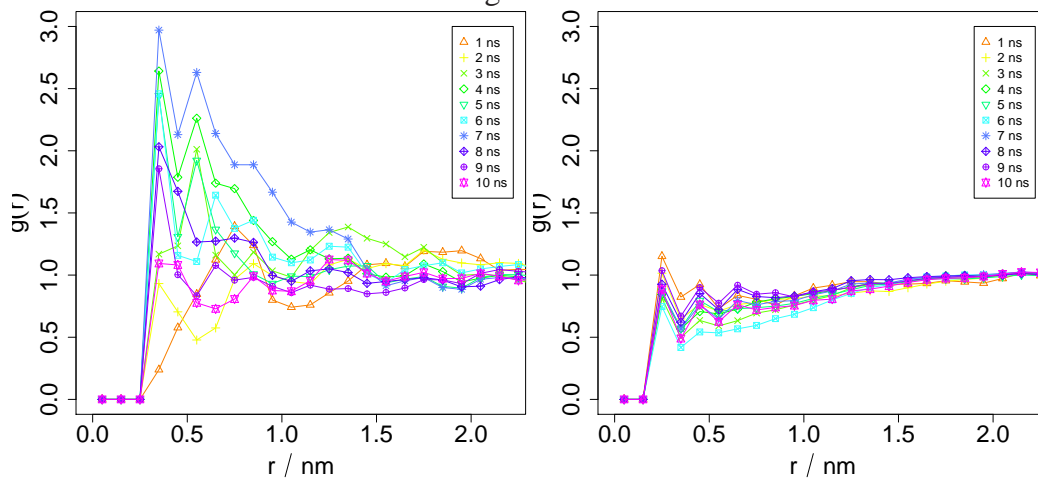
[†]NIMR London

[‡]King's College London

Figure Legends

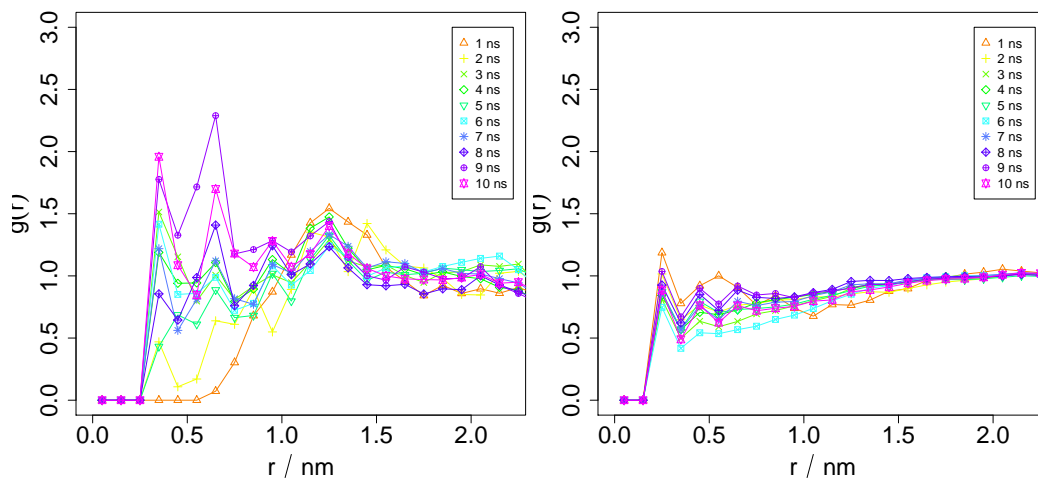
Figure S1 Radial distribution function (RDF) of urea (a,c,e) and water (b,d,f) in the systems H2H3 ^{α} (a,b), H2H3 ^{β} (c,d) and 1UW3 (e,f).

Figure S1:



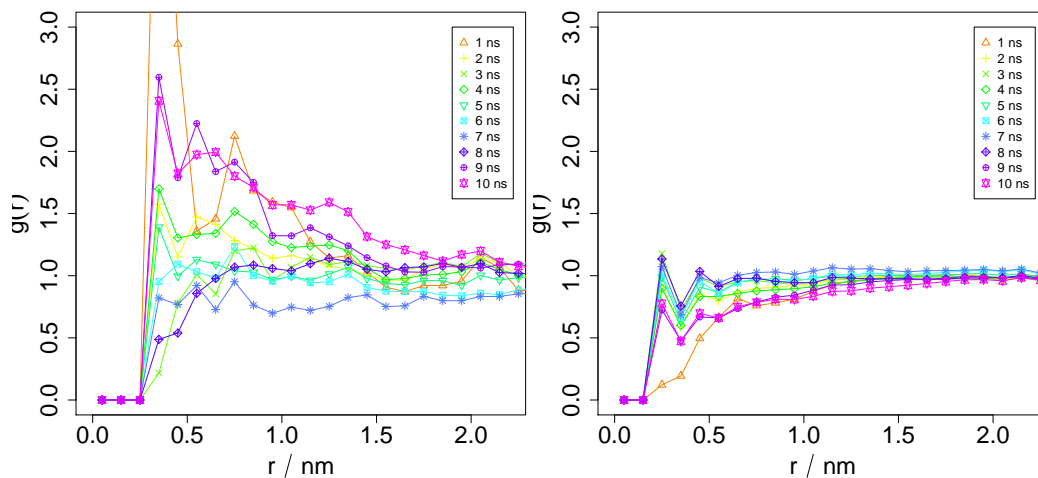
(a) RDF of urea in the H2H3 $^{\alpha}$ system

(b) RDF of water in the H2H3 $^{\alpha}$ system



(c) RDF of urea in the H2H3 $^{\beta}$ system

(d) RDF of water in the H2H3 $^{\beta}$ system



(e) RDF of urea in the 1UW3 system

(f) RDF of water in the 1UW3 system