



Performance prediction in
Experiment 1 across breeding
populations

V1 and V6




V2




Performance prediction in
Experiment 2 using marker effects
estimated in Experiment 1

V3



Performance prediction in
Experiment 1 for each breeding
population separately

V4



V5




Figure S2 Validation (V) procedures used to evaluate the effect of different factors on genomic prediction for hybrid performance. Marker effects estimated in the training set (dark grey) were used to predict performance in the validation set (grey). Each column represents one environment. Information from white rectangles was not used in cross-validation.