

Supplemental Figure Legends

Figure S1. Gene expression of Fbp2 (A) and myosin heavy chain (Myh) 1 and 2 (B) in MCK-Nur77 transgenic gastrocnemius muscle, measured by quantitative PCR. N = 4 to 8, 3 months old, male. * P<0.001.

Figure S2. Body composition and glucose tolerance of MCK-Nur77 transgenic mice. A. Body weight on chow diet. N = 7 to 8, 4 months old, male. B. Body composition of mice fed a chow diet. N = 7, 7 months old, male. C. Intraperitoneal glucose tolerance test performed after one month of high-fat diet (45% calories from fat). N=7 to 8, 5 months old, male. D. Fasting insulin level of mice in C.

Figure S3. Expression of mitochondrial fusion and fission genes in MCK-Nur77 extensor digitorum longus muscle. A. Gene expression determined by quantitative PCR. B. Immunoblot of transgenic muscle lysates. Lamin A/C used as loading control. N = 7 to 9, male. * P<0.05, ** P<0.01, *** P<0.001.

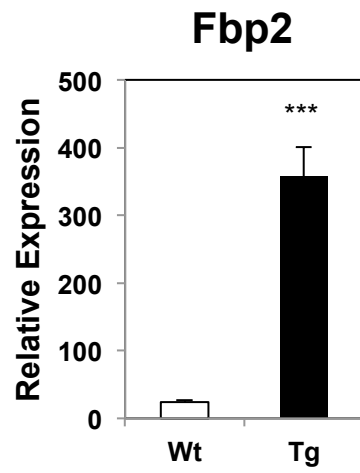
Figure S4. Gene expression of Nur77-transgenic mice after 7 hours of cold exposure. A. Nur77 transgene was not expressed in brown adipose tissue (BAT). B. Brown adipose tissue markers were not changed in brown adipose tissue of transgenic mice after cold exposure. N = 7, 6 to 8 months old, male.

Supplemental Table 1. Mouse primers used for real-time PCR. Sequences are listed from 5' to 3'.

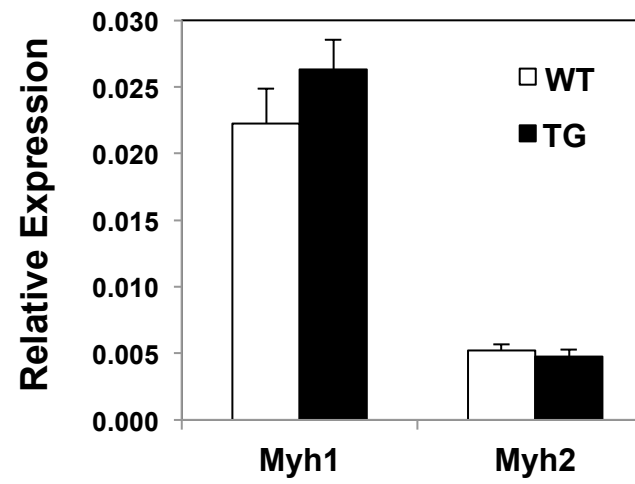
Gene	GeneBank ID	Primer	SEQUENCE
Tnni1	NM_021467.4	For	GCCGGAAGTTGAGAGGAAAT
		Rev	CTTGGCCTTGGCTAGCATC
Tnni2	NM_009405.1	For	GAGATGAGGAGAAGCGCAAC
		Rev	CGCTATCTGGAGCATCACAC
Myh1	NM_030679.1	For	AATCAAAGGTCAAGGCCTACAA
		Rev	GAATTTGGCCAGGTTGACAT
Myh2	NM_001039545.1	For	AAATCTTACAAGAGACAAGCTGAGG
		Rev	TGCGGAACTTGGATAGATTTG
Myh4	NM_010855.2	For	TGGCCGAGCAAGAGCTAC
		Rev	TTGATGAGGCTGGTGTCTG
Myh7	NM_080728.2	For	CGCATCAAGGAGCTCACC
		Rev	CTGCAGCCGCAGTAGGTT
Fbp2	NM_007994.3	For	AGAAAGACCACGGAGGACGA
		Rev	CCCGCAGCCACGATGT
Pdk4	NM_013743.2	For	CGCTTAGTGAACACTCCTTCG
		Rev	CTTCTGGGCTCTTCTCATGG
Pgc1a	NM_008904	For	GAAAGGGCCAAACAGAGAGA
		Rev	GTAAATCACACGGCGCTCTT
Erra	NM_007953.2	For	CCTTCCCTGCTGGACCTC
		Rev	CGACACCAGAGCGTTCCT
Tfam	NM_009360	For	ACAATGAAATGAAGTCTTGGGAAG

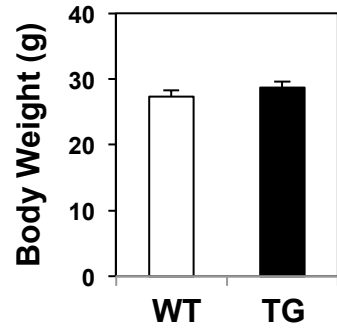
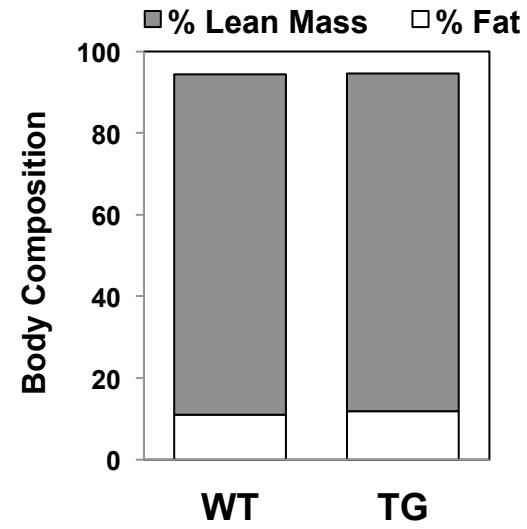
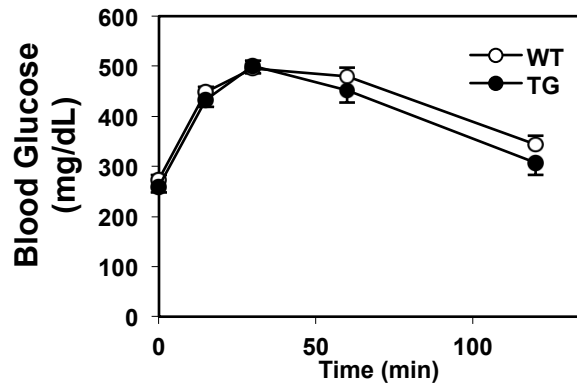
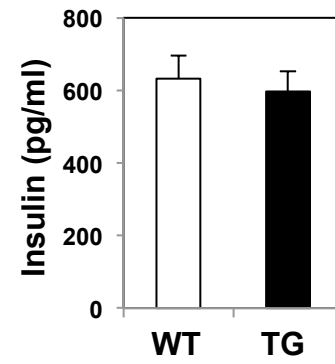
		Rev	TGTCTCCGGATCGTTTCACA
Nrf1	NM_001164229	For	GCAGCACCTTTGGAGAATGTG
		Rev	GCCAGAGCAGACTCGAGGTC
Nrf2	NM_008065.2	For	CCGCTACACCGACTACGATT
		Rev	ACCTTCATCACCAACCCAAG
Elovl3	NM_007703	For	TCCGCGTTCTCATGTAGGTCT
		Rev	GGACCTGATGCAACCCTATGA
Ucp1	NM_009463	For	CAGAATGCAAGCCCAGAGC
		Rev	AAGCATTGTAGGTCCCCGTGT
Dio2	NM_010050	For	CAGTGTGGTGCACGTCTCCAATC
		Rev	TGAACCAAAGTTGACCACCAG
Mfn1	NM_024200	For	ATGGCAGAAACGGTATCTCCA
		Rev	CTCGGATGCTATTCGATCAAGTT
Mfn2	NM_133201.2	For	CGAGGCTCTGGATTCACTTC
		Rev	CAACCAGCCAGCTTTATTCC
Opal	NM_133752.2	For	ACCAGGAGAAGTAGACTGTGTCAA
		Rev	TCTTCAAATAAACGCAGAGGTG
Drp1	NM_152816.2	For	GCTAGTCCACGTTTCACCAGA
		Rev	TCCATGTGGCAGGGTCAT
Fis1	NM_025562.3	For	TGGTGTCTGTGGAGGATCTG
		Rev	ATTGCGTGCTCTTGGACAC

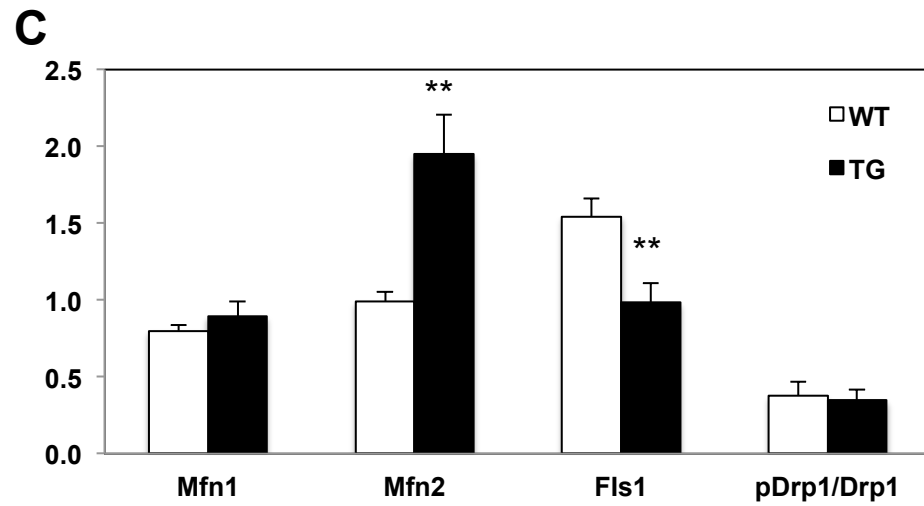
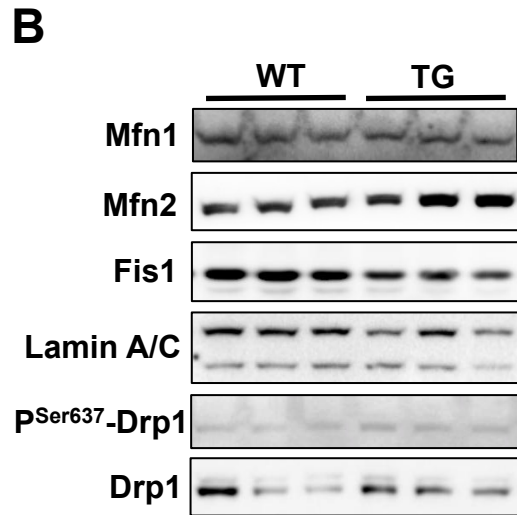
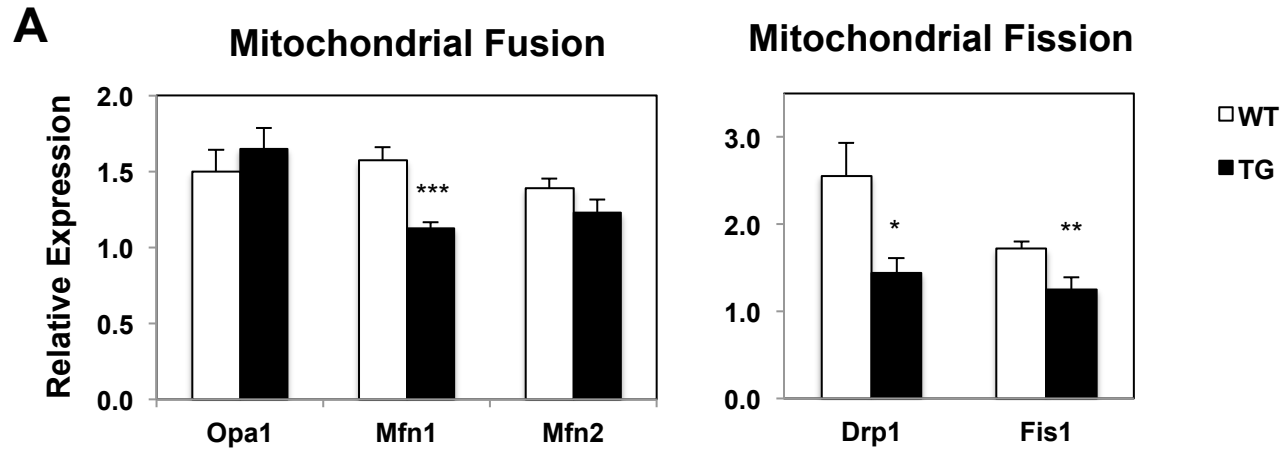
A

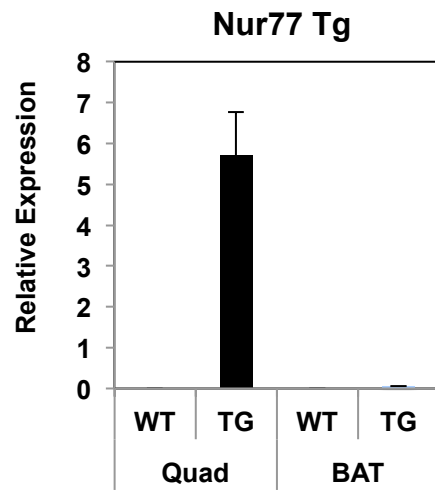


B



A**B****C****D**



A**B**