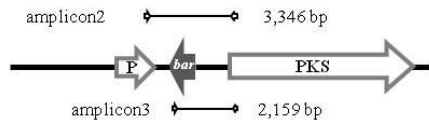
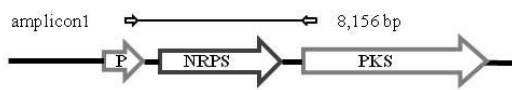


Fig. S1 Comparative sequence analysis of the putative OTA gene cluster in *A. niger* (CBS 513.88 and ATCC 1015 strains), *A. carbonarius* and *P. nordicum*. Annotation ID either from JGI or NCBI are shown inside arrows.



Amplicon 1&2: primers OTAnrsR6+OTAnrsF1
 Amplicon 3: primers uBarR+OTAnrsF1

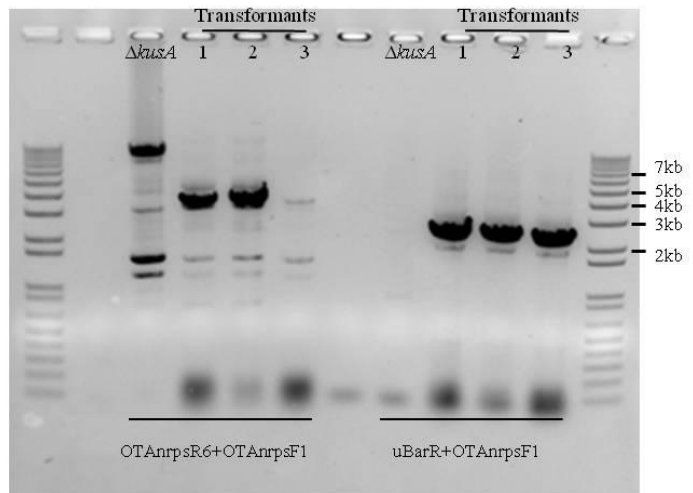


Fig. S2 Electrophoresis gel of diagnostic PCR used for screening of the transformants obtained




Fig. S3 Domain structure of AcOTAnrps. A, adenylation; P, peptidyl carrier; C condensation domains