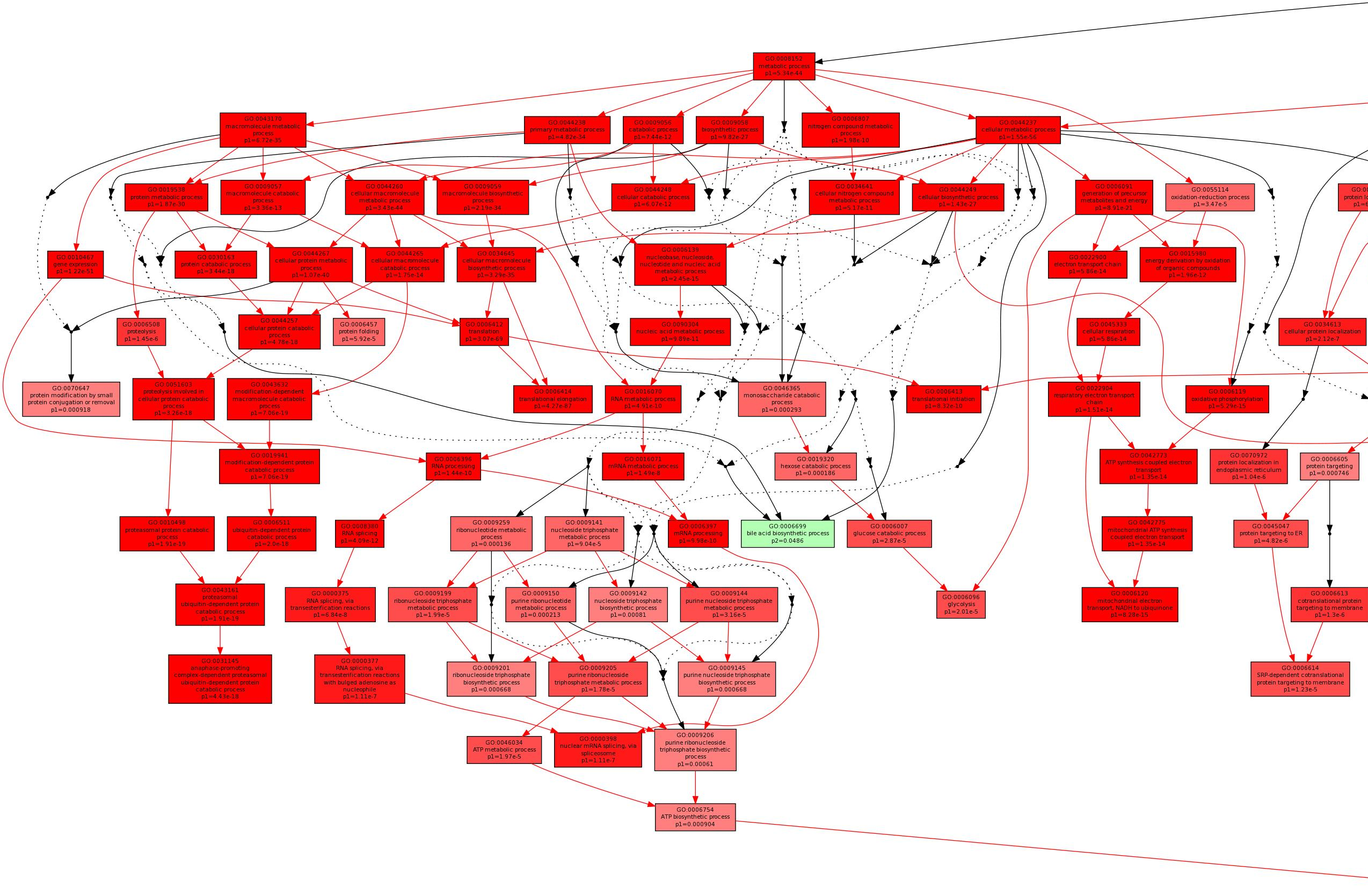
GO:0008152 metabolic process p1=5.34e-44
GO:0043170 macromolecule metabolic process p1=6.72e-35
GO:0044238 primary metabolic process p1=4.82e-34
GO:0009056 catabolic process p1=7.44e-12
GO:0009058 biosynthetic process p1=9.82e-27
GO:0006807 nitrogen compound metabolic process p1=1.98e-10
GO:0044237 cellular metabolic process p1=1.55e-56
GO:0019538 protein metabolic process p1=1.87e-30
GO:0009057 macromolecule catabolic process p1=3.36e-13
GO:0044260 cellular macromolecule metabolic process p1=3.43e-44
GO:0009059 macromolecule biosynthetic process p1=2.19e-34
GO:0044248 cellular catabolic process p1=6.07e-12
GO:0034641 cellular nitrogen compound metabolic process p1=5.17e-11
GO:0044249 cellular biosynthetic process p1=1.43e-27
GO:0006091 generation of precursor metabolites and energy p1=8.91e-21
GO:0055114 oxidation-reduction process p1=3.47e-5
GO:0010467 gene expression p1=1.22e-51
GO:0030163 protein catabolic process p1=3.44e-18
GO:0044267 cellular protein metabolic process p1=1.07e-40
GO:0044265 cellular macromolecule catabolic process p1=1.75e-14
GO:0034645 cellular macromolecule biosynthetic process p1=3.29e-35
GO:0006139 nucleobase, nucleoside, nucleotide and nucleic acid metabolic process p1=2.45e-15
GO:0022900 electron transport chain p1=5.86e-14
GO:0015980 energy derivation by oxidation of organic compounds p1=1.96e-12
GO:0006508 proteolysis p1=1.45e-6
GO:0044257 cellular protein catabolic process p1=4.78e-18
GO:0006457 protein folding p1=5.92e-5
GO:0006412 translation p1=3.07e-69
GO:0090304 nucleic acid metabolic process p1=9.89e-11
GO:0045333 cellular respiration p1=5.86e-14
GO:0034613 cellular protein localization p1=2.12e-7
GO:0070647 protein modification by small protein conjugation or removal p1=0.000918
GO:0051603 proteolysis involved in cellular protein catabolic process p1=3.26e-18
GO:0043632 modification-dependent macromolecule catabolic process p1=7.06e-19
GO:0006414 translational elongation p1=4.27e-87
GO:0016070 RNA metabolic process p1=4.91e-10
GO:0046365 monosaccharide catabolic process p1=0.000293
GO:0006413 translational initiation p1=8.32e-10
GO:0022904 respiratory electron transport chain p1=1.51e-14
GO:0006119 oxidative phosphorylation p1=5.29e-15
GO:0019941 modification-dependent protein catabolic process p1=7.06e-19
GO:0006396 RNA processing p1=1.44e-10
GO:0016071 mRNA metabolic process p1=1.49e-8
GO:0019320 hexose catabolic process p1=0.000186
GO:0042773 ATP synthesis coupled electron transport p1=1.35e-14
GO:0070972 protein localization in endoplasmic reticulum p1=1.04e-6
GO:0006605 protein targeting p1=0.000746
GO:0010498 proteasomal protein catabolic process p1=1.91e-19
GO:0006511 ubiquitin-dependent protein catabolic process p1=2.0e-18
GO:0008380 RNA splicing p1=4.09e-12
GO:0009259 ribonucleotide metabolic process p1=0.000136
GO:0009141 nucleoside triphosphate metabolic process p1=9.04e-5
GO:0006397 mRNA processing p1=9.98e-10
GO:0006699 bile acid biosynthetic process p2=0.0486
GO:0006007 glucose catabolic process p1=2.87e-5
GO:0042775 mitochondrial ATP synthesis coupled electron transport p1=1.35e-14
GO:0045047 protein targeting to ER p1=4.82e-6
GO:0043161 proteasomal ubiquitin-dependent protein catabolic process p1=1.91e-19
GO:0000375 RNA splicing, via transesterification reactions p1=6.84e-8
GO:0009199 ribonucleoside triphosphate metabolic process p1=1.99e-5
GO:0009150 purine ribonucleotide metabolic process p1=0.000213
GO:0009142 nucleoside triphosphate biosynthetic process p1=0.00081
GO:0009144 purine nucleoside triphosphate metabolic process p1=3.16e-5
GO:0006096 glycolysis p1=2.01e-5
GO:0006120 mitochondrial electron transport, NADH to ubiquinone p1=8.28e-15
GO:0006613 cotranslational protein targeting to membrane p1=1.3e-6
GO:0031145 anaphase-promoting complex-dependent proteasomal ubiquitin-dependent protein catabolic process p1=4.43e-18
GO:0000377 RNA splicing, via transesterification reactions with bulged adenosine as nucleophile p1=1.11e-7
GO:0009201 ribonucleoside triphosphate biosynthetic process p1=0.000668
GO:0009205 purine ribonucleoside triphosphate metabolic process p1=1.78e-5
GO:0009145 purine nucleoside triphosphate biosynthetic process p1=0.000668
GO:0006614 SRP-dependent cotranslational protein targeting to membrane p1=1.23e-5
GO:0046034 ATP metabolic process p1=1.97e-5
GO:0000398 nuclear mRNA splicing, via spliceosome p1=1.11e-7
GO:0009206 purine ribonucleoside triphosphate biosynthetic process p1=0.00061
GO:0006754 ATP biosynthetic process p1=0.000904

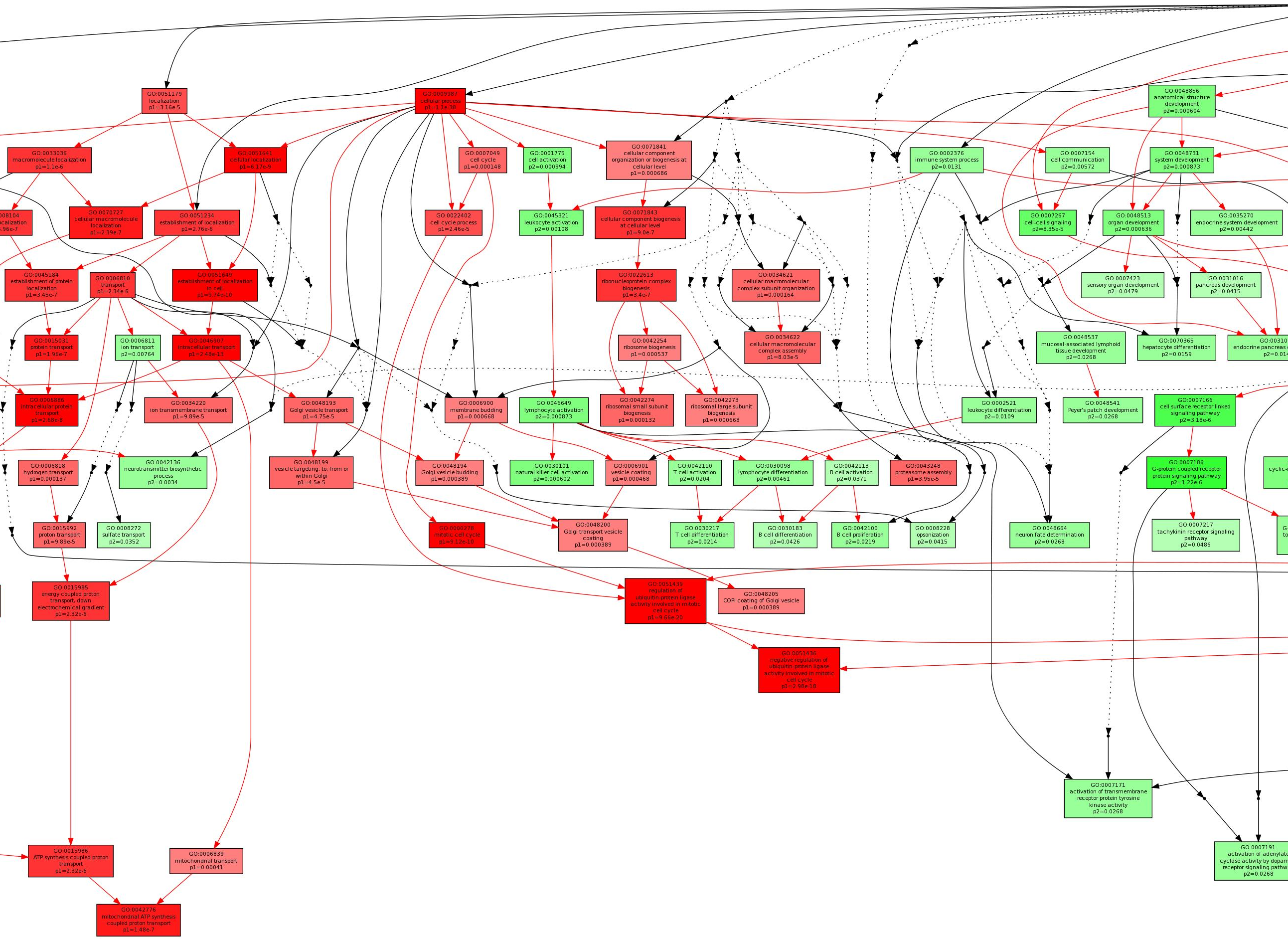
GO:0051179 localization p1=3.16e-5
GO:0009987 cellular process p1=1.1e-38
GO:0048856 anatomical structure development p2=0.000604
GO:0033036 macromolecule localization p1=1.1e-6
GO:0051641 cellular localization p1=6.17e-9
GO:0007049 cell cycle p1=0.000148
GO:0001775 cell activation p2=0.000994
GO:0071841 cellular component organization or biogenesis at cellular level p1=0.000686
GO:0002376 immune system process p2=0.0131
GO:0007154 cell communication p2=0.00572
GO:0048731 system development p2=0.000873
008104 calization 96e-7
GO:0070727 cellular macromolecule localization p1=2.39e-7
GO:0051234 establishment of localization p1=2.76e-6
GO:0022402 cell cycle process p1=2.46e-5
GO:0045321 leukocyte activation p2=0.00108
GO:0071843 cellular component biogenesis at cellular level p1=9.0e-7
GO:0007267 cell-cell signaling p2=8.35e-5
GO:0048513 organ development p2=0.000636
GO:0035270 endocrine system development p2=0.00442
GO:0045184 establishment of protein localization p1=3.45e-7
GO:0006810 transport p1=2.34e-6
GO:0051649 establishment of localization in cell p1=9.74e-10
GO:0022613 ribonucleoprotein complex biogenesis p1=3.4e-7
GO:0034621 cellular macromolecular complex subunit organization p1=0.000164
GO:0007423 sensory organ development p2=0.0479
GO:0031016 pancreas development p2=0.0415
GO:0015031 protein transport p1=1.96e-7
GO:0006811 ion transport p2=0.00764
GO:0046907 intracellular transport p1=2.48e-13
GO:0042254 ribosome biogenesis p1=0.000537
GO:0034622 cellular macromolecular complex assembly p1=8.03e-5
GO:0048537 mucosal-associated lymphoid tissue development p2=0.0268
GO:0070365 hepatocyte differentiation p2=0.0159
GO:00310 endocrine pancreas p2=0.014
GO:0006886 intracellular protein transport p1=2.68e-8
GO:0034220 ion transmembrane transport p1=9.89e-5
GO:0048193 Golgi vesicle transport p1=4.75e-5
GO:0006900 membrane budding p1=0.000668
GO:0046649 lymphocyte activation p2=0.000873
GO:0042274 ribosomal small subunit biogenesis p1=0.000132
GO:0042273 ribosomal large subunit biogenesis p1=0.000668
GO:0002521 leukocyte differentiation p2=0.0109
GO:0048541 Peyer's patch development p2=0.0268
GO:0007166 cell surface receptor linked signaling pathway p2=3.18e-6
GO:0006818 hydrogen transport p1=0.000137
GO:0042136 neurotransmitter biosynthetic process p2=0.0034
GO:0048199 vesicle targeting, to, from or within Golgi p1=4.5e-5
GO:0048194 Golgi vesicle budding p1=0.000389
GO:0030101 natural killer cell activation p2=0.000602
GO:0006901 vesicle coating p1=0.000468
GO:0042110 T cell activation p2=0.0204
GO:0030098 lymphocyte differentiation p2=0.00461
GO:0042113 B cell activation p2=0.0371
GO:0043248 proteasome assembly p1=3.95e-5
GO:0007186 G-protein coupled receptor protein signaling pathway p2=1.22e-6
cyclic-
GO:0015992 proton transport p1=9.89e-5
GO:0008272 sulfate transport p2=0.0352
GO:0000278 mitotic cell cycle p1=9.12e-10
GO:0048200 Golgi transport vesicle coating p1=0.000389
GO:0030217 T cell differentiation p2=0.0214
GO:0030183 B cell differentiation p2=0.0426
GO:0042100 B cell proliferation p2=0.0219
GO:0008228 opsonization p2=0.0415
GO:0048664 neuron fate determination p2=0.0268
GO:0007217 tachykinin receptor signaling pathway p2=0.0486
G- to
GO:0015985 energy coupled proton transport, down electrochemical gradient p1=2.32e-6
GO:0051439 regulation of ubiquitin-protein ligase activity involved in mitotic cell cycle p1=9.66e-20
GO:0048205 COPI coating of Golgi vesicle p1=0.000389
GO:0051436 negative regulation of ubiquitin-protein ligase activity involved in mitotic cell cycle p1=2.98e-18
GO:0007171 activation of transmembrane receptor protein tyrosine kinase activity p2=0.0268
GO:0015986 ATP synthesis coupled proton transport p1=2.32e-6
GO:0006839 mitochondrial transport p1=0.00041
GO:0007191 activation of adenylate cyclase activity by dopam receptor signaling pathw p2=0.0268
GO:0042776 mitochondrial ATP synthesis coupled proton transport p1=1.48e-7

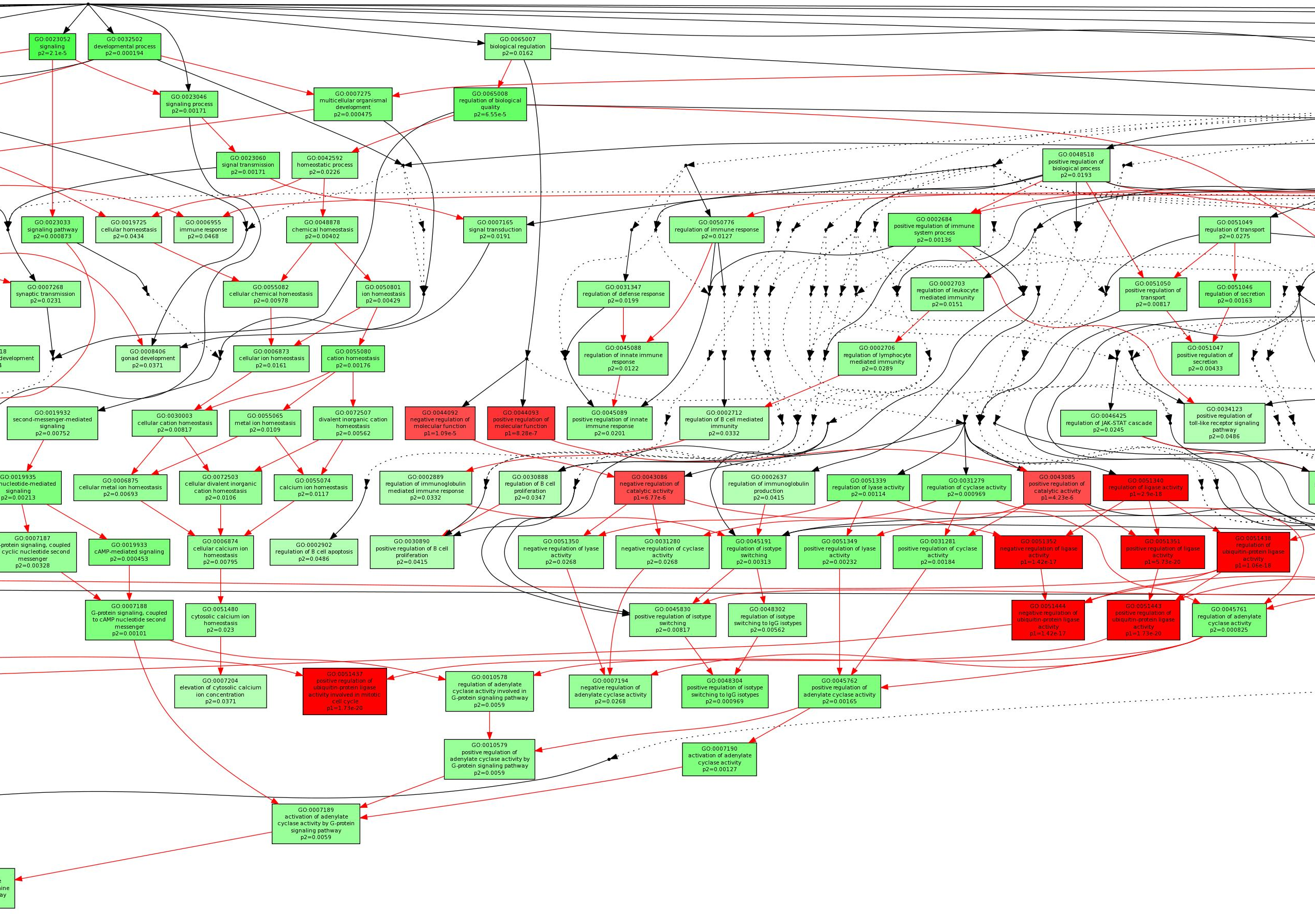
GO:0023052 signaling p2=2.1e-5
GO:0032502 developmental process p2=0.000194
GO:0065007 biological regulation p2=0.0162
GO:0023046 signaling process p2=0.00171
GO:0007275 multicellular organismal development p2=0.000475
GO:0065008 regulation of biological quality p2=6.55e-5
GO:0023060 signal transmission p2=0.00171
GO:0042592 homeostatic process p2=0.0226
GO:0048518 positive regulation of biological process p2=0.0193
GO:0023033 signaling pathway p2=0.000873
GO:0019725 cellular homeostasis p2=0.0434
GO:0006955 immune response p2=0.0468
GO:0048878 chemical homeostasis p2=0.00402
GO:0007165 signal transduction p2=0.0191
GO:0050776 regulation of immune response p2=0.0127
GO:0002684 positive regulation of immune system process p2=0.00136
GO:0051049 regulation of transport p2=0.0275
GO:0007268 synaptic transmission p2=0.0231
GO:0055082 cellular chemical homeostasis p2=0.00978
GO:0050801 ion homeostasis p2=0.00429
GO:0031347 regulation of defense response p2=0.0199
GO:0002703 regulation of leukocyte mediated immunity p2=0.0151
GO:0051050 positive regulation of transport p2=0.00817
GO:0051046 regulation of secretion p2=0.00163
18 development 4
GO:0008406 gonad development p2=0.0371
GO:0006873 cellular ion homeostasis p2=0.0161
GO:0055080 cation homeostasis p2=0.00176
GO:0045088 regulation of innate immune response p2=0.0122
GO:0002706 regulation of lymphocyte mediated immunity p2=0.0289
GO:0051047 positive regulation of secretion p2=0.00433
GO:0019932 second-messenger-mediated signaling p2=0.00752
GO:0030003 cellular cation homeostasis p2=0.00817
GO:0055065 metal ion homeostasis p2=0.0109
GO:0072507 divalent inorganic cation homeostasis p2=0.00562
GO:0044092 negative regulation of molecular function p1=1.09e-5
GO:0044093 positive regulation of molecular function p1=8.28e-7
GO:0045089 positive regulation of innate immune response p2=0.0201
GO:0002712 regulation of B cell mediated immunity p2=0.0332
GO:0046425 regulation of JAK-STAT cascade p2=0.0245
GO:0034123 positive regulation of toll-like receptor signaling pathway p2=0.0486
0019935 nucleotide-mediated signaling p2=0.00213
GO:0006875 cellular metal ion homeostasis p2=0.00693
GO:0072503 cellular divalent inorganic cation homeostasis p2=0.0106
GO:0055074 calcium ion homeostasis p2=0.0117
GO:0002889 regulation of immunoglobulin mediated immune response p2=0.0332
GO:0030888 regulation of B cell proliferation p2=0.0347
GO:0043086 negative regulation of catalytic activity p1=6.77e-6
GO:0002637 regulation of immunoglobulin production p2=0.0415
GO:0051339 regulation of lyase activity p2=0.00114
GO:0031279 regulation of cyclase activity p2=0.000969
GO:0043085 positive regulation of catalytic activity p1=4.23e-6
GO:0051340 regulation of ligase activity p1=2.9e-18
GO:0007187 -protein signaling, coupled cyclic nucleotide second messenger p2=0.00328
GO:0019933 cAMP-mediated signaling p2=0.000453
GO:0006874 cellular calcium ion homeostasis p2=0.00795
GO:0002902 regulation of B cell apoptosis p2=0.0486
GO:0030890 positive regulation of B cell proliferation p2=0.0415
GO:0051350 negative regulation of lyase activity p2=0.0268
GO:0031280 negative regulation of cyclase activity p2=0.0268
GO:0045191 regulation of isotype switching p2=0.00313
GO:0051349 positive regulation of lyase activity p2=0.00232
GO:0031281 positive regulation of cyclase activity p2=0.00184
GO:0051352 negative regulation of ligase activity p1=1.42e-17
GO:0051351 positive regulation of ligase activity p1=5.73e-20
GO:0051438 regulation of ubiquitin-protein ligase activity p1=1.08e-18
GO:0007188 G-protein signaling, coupled to cAMP nucleotide second messenger p2=0.00101
GO:0051480 cytosolic calcium ion homeostasis p2=0.023
GO:0045830 positive regulation of isotype switching p2=0.00817
GO:0048302 regulation of isotype switching to IgG isotypes p2=0.00562
GO:0051444 negative regulation of ubiquitin-protein ligase activity p1=1.42e-17
GO:0051443 positive regulation of ubiquitin-protein ligase activity p1=1.73e-20
GO:0045761 regulation of adenylate cyclase activity p2=0.000825
GO:0007204 elevation of cytosolic calcium ion concentration p2=0.0371
GO:0051437 positive regulation of ubiquitin-protein ligase activity involved in mitotic cell cycle p1=1.73e-20
GO:0010578 regulation of adenylate cyclase activity involved in G-protein signaling pathway p2=0.0059
GO:0007194 negative regulation of adenylate cyclase activity p2=0.0268
GO:0048304 positive regulation of isotype switching to IgG isotypes p2=0.000969
GO:0045762 positive regulation of adenylate cyclase activity p2=0.00165
GO:0010579 positive regulation of adenylate cyclase activity by G-protein signaling pathway p2=0.0059
GO:0007190 activation of adenylate cyclase activity p2=0.00127
GO:0007189 activation of adenylate cyclase activity by G-protein signaling pathway p2=0.0059
e nine ay

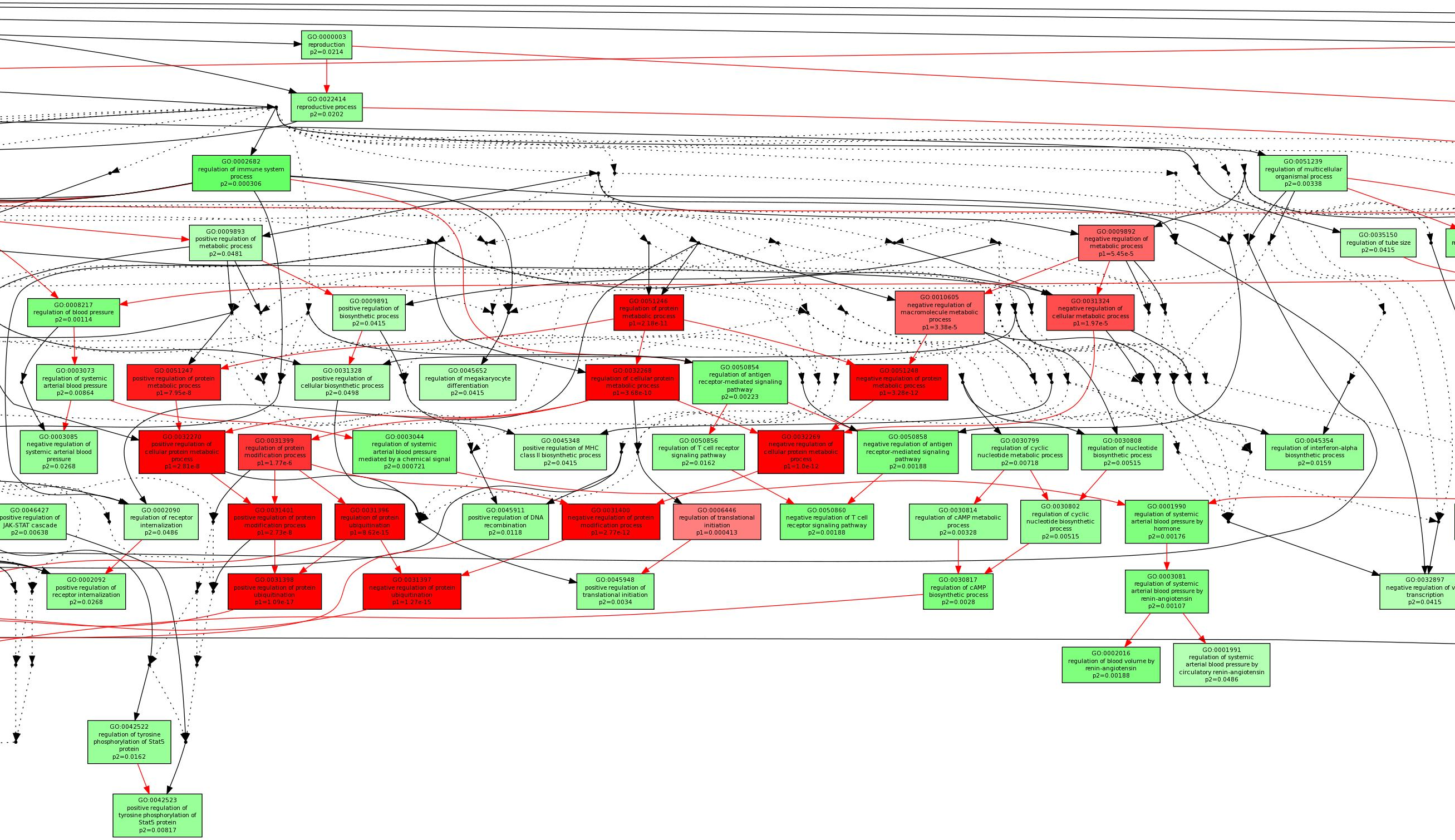
GO:0000003
reproduction
p2=0.0214
GO:0022414
reproductive process
p2=0.0202
GO:0002682
regulation of immune system process
p2=0.000306
GO:0051239
regulation of multicellular organismal process
p2=0.00338
GO:0009893
positive regulation of metabolic process
p2=0.0481
GO:0009892
negative regulation of metabolic process
p1=5.45e-5
GO:0035150
regulation of tube size
p2=0.0415
GO:0008217
regulation of blood pressure
p2=0.00114
GO:0009891
positive regulation of biosynthetic process
p2=0.0415
GO:0051246
regulation of protein metabolic process
p1=2.18e-11
GO:0010605
negative regulation of macromolecule metabolic process
p1=3.38e-5
GO:0031324
negative regulation of cellular metabolic process
p1=1.97e-5
GO:0003073
regulation of systemic arterial blood pressure
p2=0.00864
GO:0051247
positive regulation of protein metabolic process
p1=7.95e-8
GO:0031328
positive regulation of cellular biosynthetic process
p2=0.0498
GO:0045652
regulation of megakaryocyte differentiation
p2=0.0415
GO:0032268
regulation of cellular protein metabolic process
p1=3.68e-10
GO:0050854
regulation of antigen receptor-mediated signaling pathway
p2=0.00223
GO:0051248
negative regulation of protein metabolic process
p1=3.28e-12
GO:0003085
negative regulation of systemic arterial blood pressure
p2=0.0268
GO:0032270
positive regulation of cellular protein metabolic process
p1=2.81e-8
GO:0031399
regulation of protein modification process
p1=1.77e-6
GO:0003044
regulation of systemic arterial blood pressure mediated by a chemical signal
p2=0.000721
GO:0045348
positive regulation of MHC class II biosynthetic process
p2=0.0415
GO:0050856
regulation of T cell receptor signaling pathway
p2=0.0162
GO:0032269
negative regulation of cellular protein metabolic process
p1=1.0e-12
GO:0050858
negative regulation of antigen receptor-mediated signaling pathway
p2=0.00188
GO:0030799
regulation of cyclic nucleotide metabolic process
p2=0.00718
GO:0030808
regulation of nucleotide biosynthetic process
p2=0.00515
GO:0045354
regulation of interferon-alpha biosynthetic process
p2=0.0159
GO:0046427
positive regulation of JAK-STAT cascade
p2=0.00638
GO:0002090
regulation of receptor internalization
p2=0.0486
GO:0031401
positive regulation of protein modification process
p1=2.73e-8
GO:0031396
regulation of protein ubiquitination
p1=8.62e-15
GO:0045911
positive regulation of DNA recombination
p2=0.0118
GO:0031400
negative regulation of protein modification process
p1=2.77e-12
GO:0006446
regulation of translational initiation
p1=0.000413
GO:0050860
negative regulation of T cell receptor signaling pathway
p2=0.00188
GO:0030814
regulation of cAMP metabolic process
p2=0.00328
GO:0030802
regulation of cyclic nucleotide biosynthetic process
p2=0.00515
GO:0001990
regulation of systemic arterial blood pressure by hormone
p2=0.00176
GO:0002092
positive regulation of receptor internalization
p2=0.0268
GO:0031398
positive regulation of protein ubiquitination
p1=1.09e-17
GO:0031397
negative regulation of protein ubiquitination
p1=1.27e-15
GO:0045948
positive regulation of translational initiation
p2=0.0034
GO:0030817
regulation of cAMP biosynthetic process
p2=0.0028
GO:0003081
regulation of systemic arterial blood pressure by renin-angiotensin
p2=0.00107
GO:0032897
negative regulation of v
transcription
p2=0.0415
GO:0002016
regulation of blood volume by renin-angiotensin
p2=0.00188
GO:0001991
regulation of systemic arterial blood pressure by circulatory renin-angiotensin
p2=0.0486
GO:0042522
regulation of tyrosine phosphorylation of Stat5 protein
p2=0.0162
GO:0042523
positive regulation of tyrosine phosphorylation of Stat5 protein
p2=0.00817

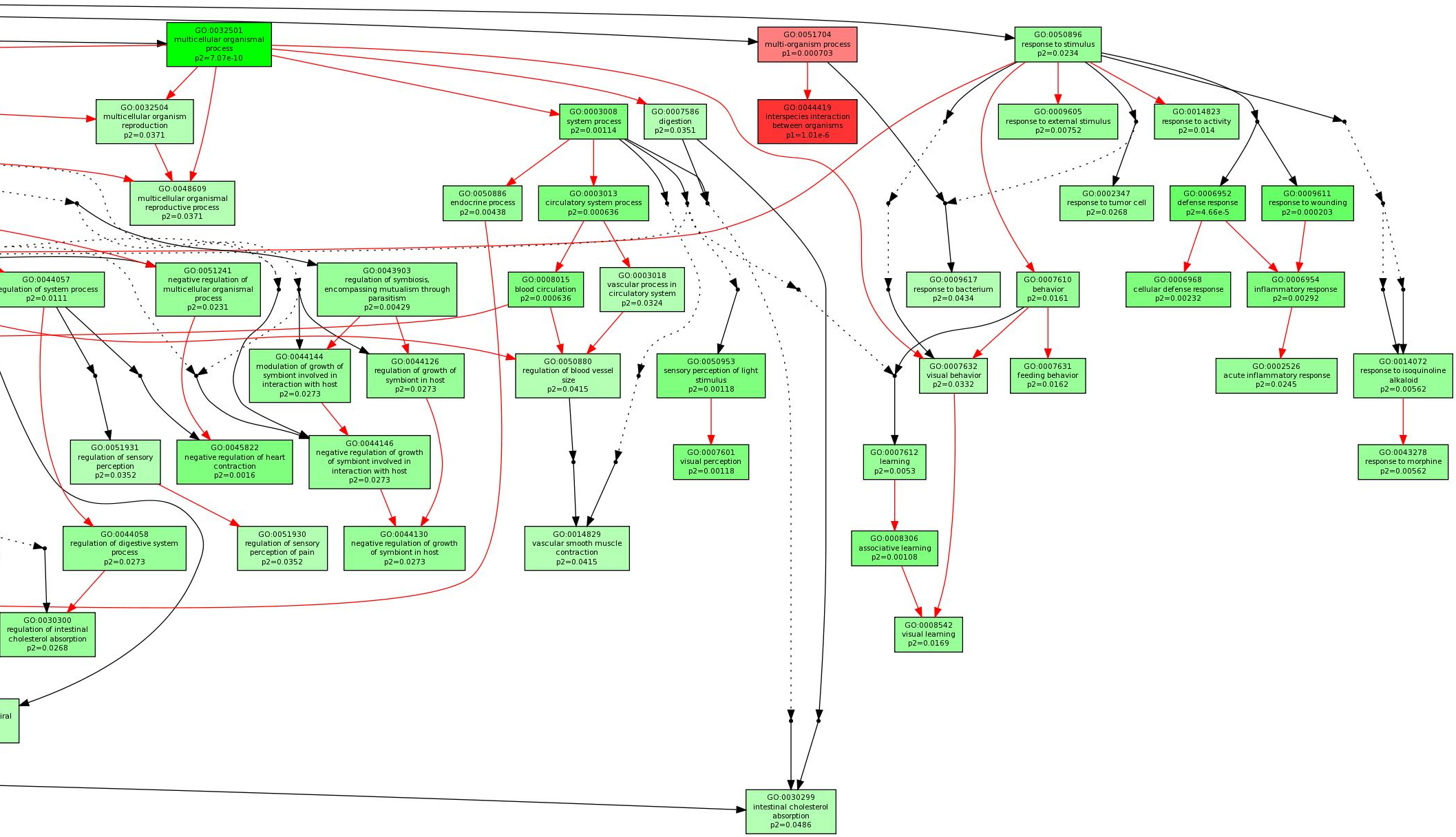

GO:0032501 multicellular organismal process p2=7.07e-10
GO:0051704 multi-organism process p1=0.000703
GO:0050896 response to stimulus p2=0.0234
GO:0032504 multicellular organism reproduction p2=0.0371
GO:0003008 system process p2=0.00114
GO:0007586 digestion p2=0.0351
GO:0044419 interspecies interaction between organisms p1=1.01e-6
GO:0009605 response to external stimulus p2=0.00752
GO:0014823 response to activity p2=0.014
GO:0048609 multicellular organismal reproductive process p2=0.0371
GO:0050886 endocrine process p2=0.00438
GO:0003013 circulatory system process p2=0.000636
GO:0002347 response to tumor cell p2=0.0268
GO:0006952 defense response p2=4.66e-5
GO:0009611 response to wounding p2=0.000203
GO:0044057 egulation of system process p2=0.0111
GO:0051241 negative regulation of multicellular organismal process p2=0.0231
GO:0043903 regulation of symbiosis, encompassing mutualism through parasitism p2=0.00429
GO:0008015 blood circulation p2=0.000636
GO:0003018 vascular process in circulatory system p2=0.0324
GO:0009617 response to bacterium p2=0.0434
GO:0007610 behavior p2=0.0161
GO:0006968 cellular defense response p2=0.00232
GO:0006954 inflammatory response p2=0.00292
GO:0044144 modulation of growth of symbiont involved in interaction with host p2=0.0273
GO:0044126 regulation of growth of symbiont in host p2=0.0273
GO:0050880 regulation of blood vessel size p2=0.0415
GO:0050953 sensory perception of light stimulus p2=0.00118
GO:0007632 visual behavior p2=0.0332
GO:0007631 feeding behavior p2=0.0162
GO:0002526 acute inflammatory response p2=0.0245
GO:0014072 response to isoquinoline alkaloid p2=0.00562
GO:0051931 regulation of sensory perception p2=0.0352
GO:0045822 negative regulation of heart contraction p2=0.0016
GO:0044146 negative regulation of growth of symbiont involved in interaction with host p2=0.0273
GO:0007601 visual perception p2=0.00118
GO:0007612 learning p2=0.0053
GO:0043278 response to morphine p2=0.00562
GO:0044058 regulation of digestive system process p2=0.0273
GO:0051930 regulation of sensory perception of pain p2=0.0352
GO:0044130 negative regulation of growth of symbiont in host p2=0.0273
GO:0014829 vascular smooth muscle contraction p2=0.0415
GO:0008306 associative learning p2=0.00108
GO:0030300 regulation of intestinal cholesterol absorption p2=0.0268
GO:0008542 visual learning p2=0.0169
iral
GO:0030299 intestinal cholesterol absorption p2=0.0486