

Supplemental Figure Legend

Table S1. Summary of 454 deep sequencing data.

Numbers of total and unique sequences from LNCaP and C4-2 are shown. The unique sequences are classified according to cloning frequency. miRNA sequences are extracted from the total sequences, yielding number of total and unique miRNA sequences.

Table S2. Sequencing frequency and LNA -microarray data of all miRNAs.

Cloning frequencies (raw value) for each miRNA are indicated. Cloning frequency of a miRNA was divided by the total number of sequence of the corresponding sample (192,025 for LNCaP and 191,970 for C4-2) and then the normalized values were used to calculate ratio of C4-2/LNCaP. Each value in microarray data is ratio of median values from C4-2/LNCaP. "NA" indicates insignificant or poor detection of a miRNA in microarray, probably due to low expression of the miRNA. miRNAs that are cloned in our experiment but not present in the microarray are indicated as "NP". An asterisk (*) was given to miRNAs of interesting expression profile which include; 1) miRNAs with a two-fold or higher change in LNA-microarray, or 2) miRNAs with a change of more than 33% in cloning ratio among the abundantly (>30 in either one sample) cloned ones. A fraction of these miRNAs were measured by qPCR and the results were summarized in Table 1.

Table S3. Reduction of miR-99 family and miR-125b in prostate tumors reported by Mattie et al.

The fold changes of miR-99 family and miR-125b in normal adjacent to tumor samples compared to an advanced needle core biopsy of an advanced prostatic tumor (Gleason score 8) and a fine needle aspirate of a prostatic lymph node metastasis (FNA) are shown. The data was extracted from Mattie et al, 2006.

Table S4. Primers used in 3'-UTR cloning for luciferase assay.

The primers used to clone the 3'-UTR of SMARCD1, SMARCA5, mTOR and PPFIA3 are shown. The primers to generate mutations in the miR-99 family binding site in the 3'-UTR of SMARCD1, SMARCA5 and mTOR are also shown here.

Figure S1. Pipeline of analysis of 454 deep sequencing data.

A schematic of the 454 sequencing data analyses is depicted. See the text for details.

Figure S2. Repression of miR-99 family on androgen-independent growth requires the presence of AR.

A-B. Upon transfection of indicated miRNAs or si-GL2, cells (**A.** PC3 cells. **B.** Du145 cells) were cultured in whole serum, charcoal-stripped serum with or without 1nM R1881. After 72 hrs, BrdU incorporation was measured and normalized to cell density from MTT assay (y-axis). The mean and standard deviation from triplicate samples after normalizing to si-GL2 are shown.

Figure S3. Validating polyribosome fractionation assay.

A. Sequences of miR-99a, -99b and -100 are shown here. The seed sequence is underlined. The nucleotide differences are highlighted in grey. **B.** An example of a polyribosome fractionation trace is shown. Monoribosome and polyribosome fractionations are indicated. Tubes 5-7 were used as monoribosome fraction and tubes 16-18 were used as polyribosome fraction to extract RNAs. **C.** The fold enrichment of three mRNAs in monoribosome fractionation after miR-206 transfection is shown. The value of si-GL2 is set to 1. ** indicates p-value of difference from si-GL2<0.01.

Figure S4. The recognition site of miR-99 family in the 3'-UTR of candidate genes.

A. The miR-99a binding sites in the 3'-UTR of SMARCD1, SMARCA5, mTOR and PPFIA3 are shown. The seed sequence and matching sequence in targets are highlighted in grey. The

nucleotide matches between miR-99a and the 3'-UTR sequence is linked by '|'. **B.** The nucleotide sequences in the 3'-UTR MUT constructs are shown.

Figure S5. Western blots of targets after siRNA knock-down or overexpression.

A. Western blots of AR after transfection of indicated siRNA or miRNAs in C4-2 cells. β -actin was used as a loading control. **B.** Western blots of SMARCD1 after siRNA knock-down or overexpression of miRNA-resistant form of protein. β -actin was used as a loading control. **C.** Western blots of SMARCA5 after siRNA knock-down or overexpression of miRNA-resistant form of protein. β -actin was used as a loading control. **D.** Western blots of mTOR after siRNA knock-down or overexpression of miRNA-resistant form of protein. β -actin was used as a loading control.

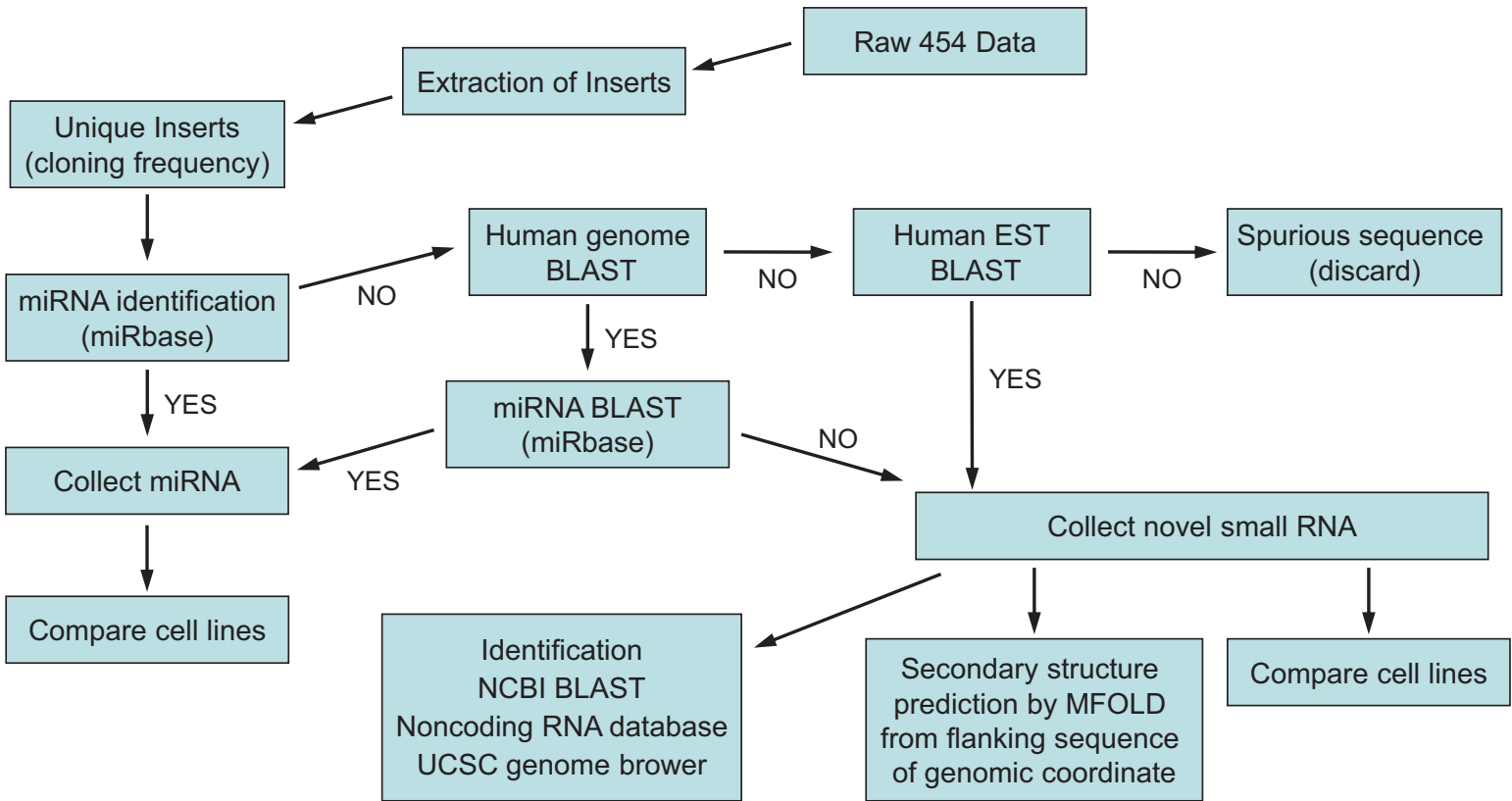
Figure S6. PSA mRNA after overexpression of miRNA-resistant target proteins.

A. RT-qPCR was used to determine the mRNA of PSA after treating LNCaP with androgen analog R1881 at indicated concentrations. The miRNA level at no R1881 is set as 1. **B.** RT-qPCR was used to determine the mRNA of SARG after transfecting indicated miRNA or siRNA in C4-2 cells. Results were normalized to β -actin. **C.** RT-qPCR was used to determine the mRNA level of PSA after transfection of indicated miRNAs or siRNA in C4-2 cells stably overexpressing miRNA-resistant SMARCD1 or SMARCA5. PSA mRNA was normalized to β -actin. **D.** RT-qPCR was used to determine the mRNA level of PSA after transfection of indicated miRNAs or siRNA in C4-2 cells stably overexpressing miRNA-resistant mTOR. PSA mRNA was normalized to β -actin.

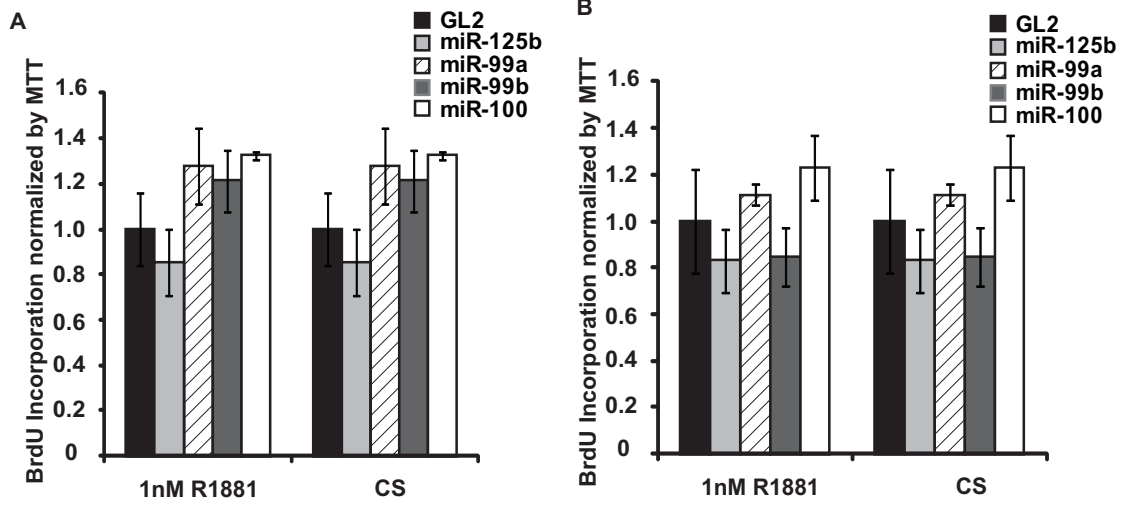
Figure S7. Full length western blots.

The full length western blots for SMARCD1, SMARCA5, mTOR and PPFIA3 used in Fig 2A are shown. The correct band is marked by asterisk (*).

Sun et al_Figure S1



Sun et al_Figure S2

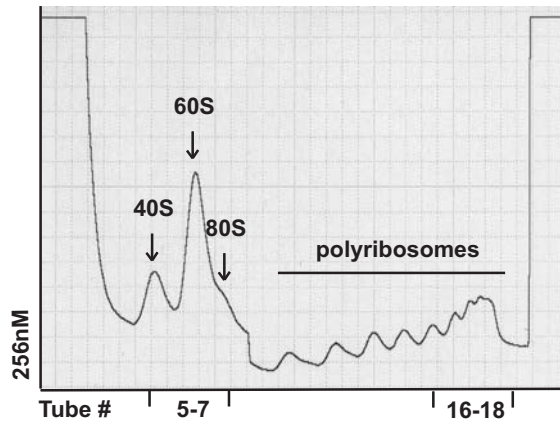


Sun et al_Figure S3


A miR-99 family

>hsa-miR-100 AACCCGUAGAUCCGAACUUGUG
>hsa-miR-99a AACCCGUAGAUCCGAACUUGUG
>hsa-miR-99b CACCCGUAGAAACCGACCUUGCG

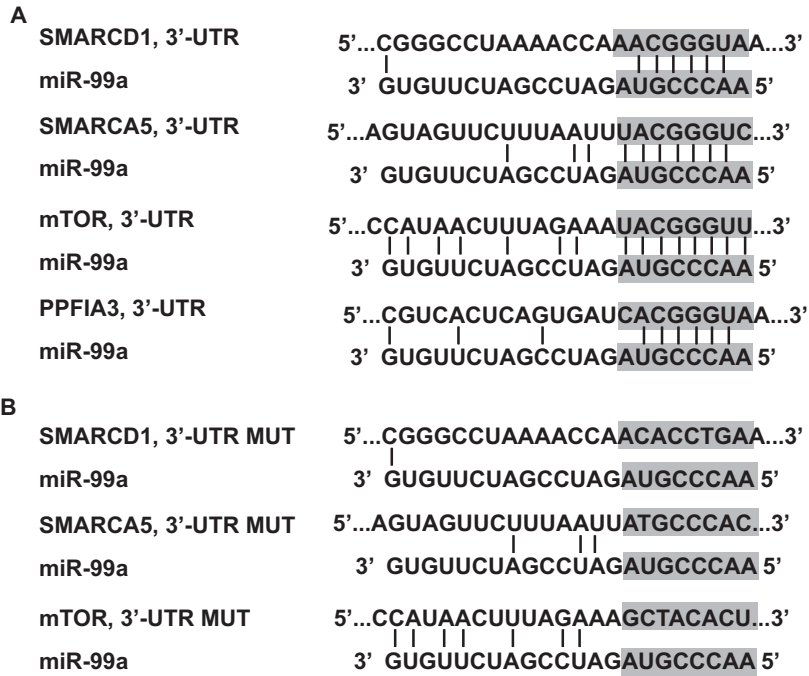
B



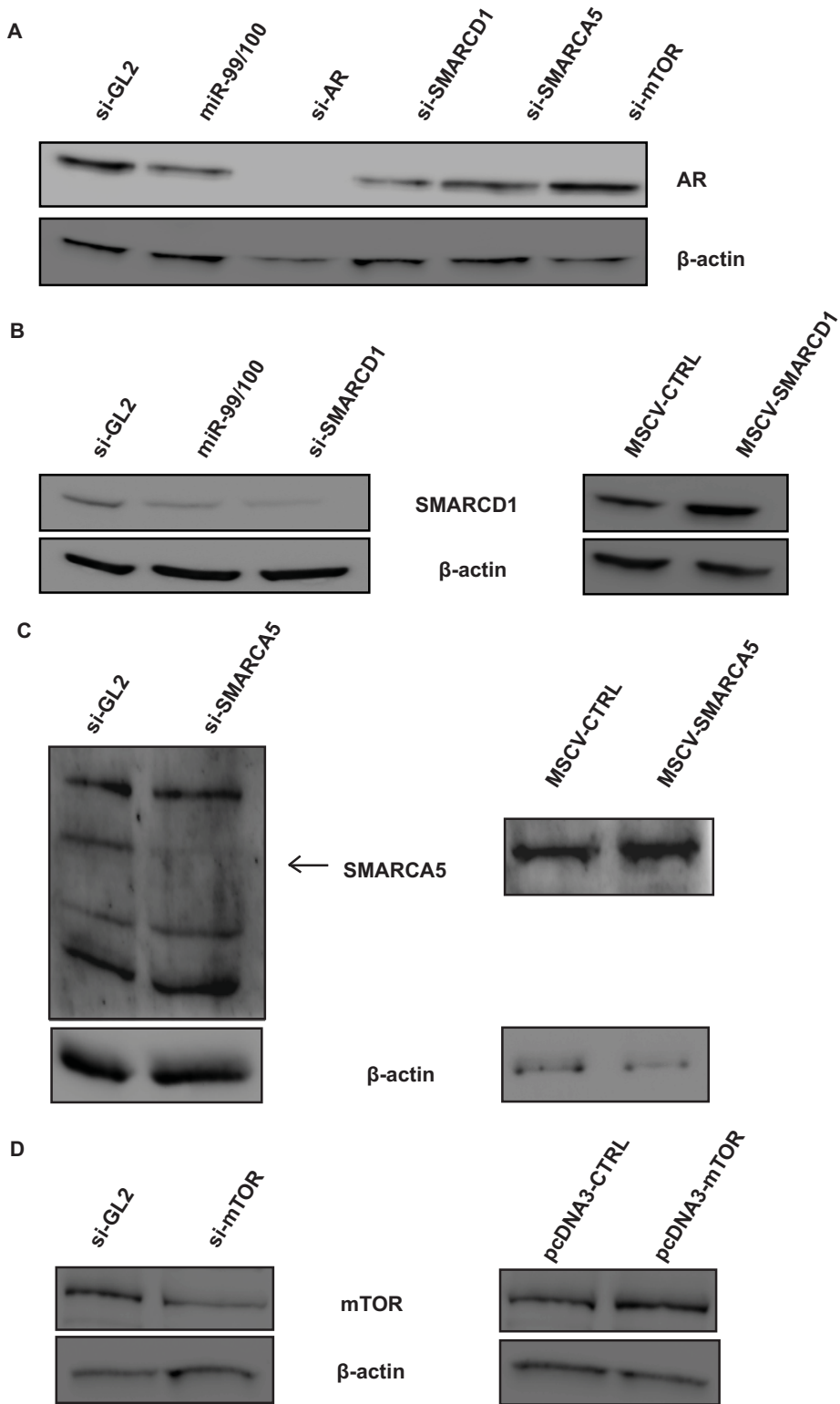
C



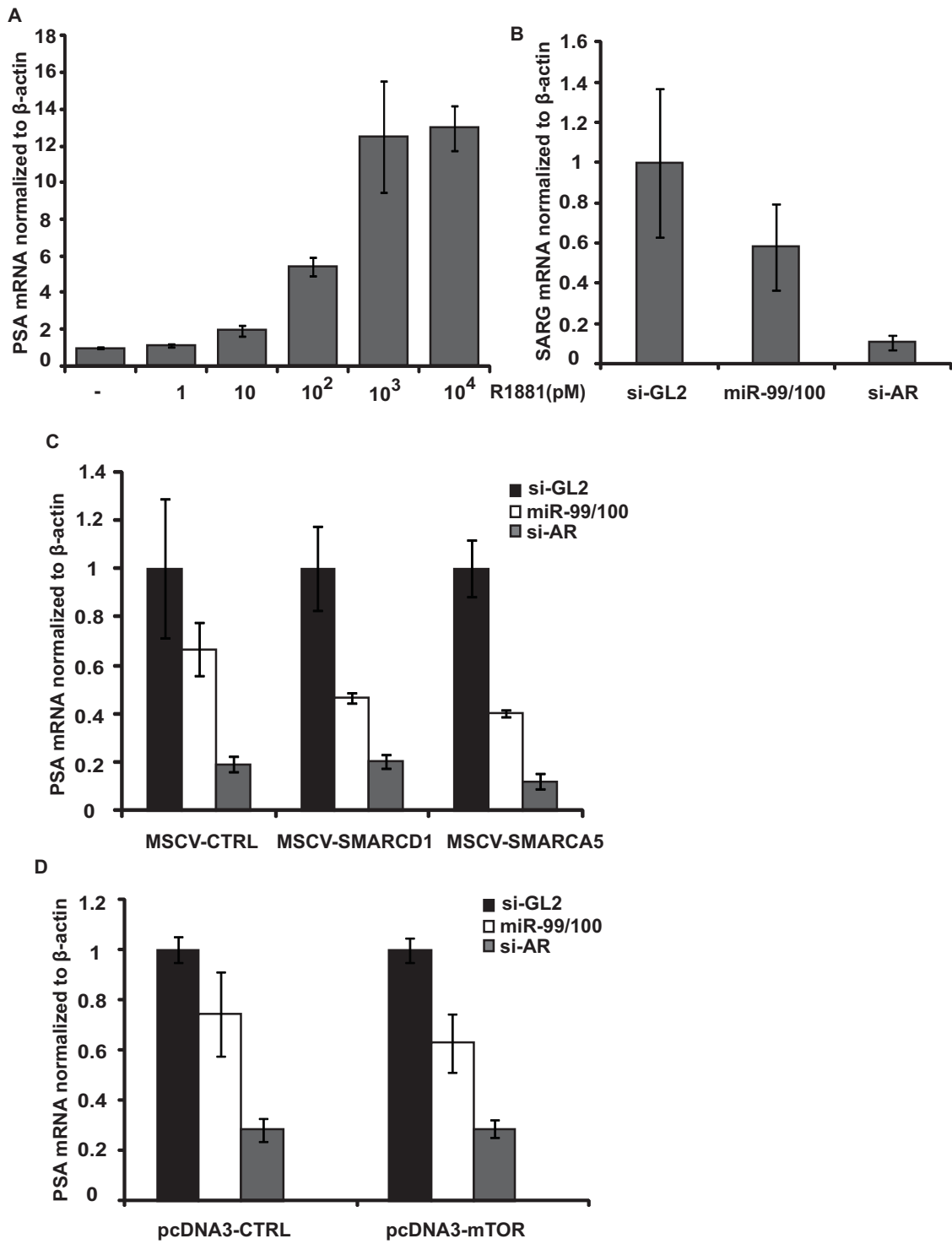
Sun et al_Figure S4



Sun et al_Figure S5



Sun et al_Figure S6

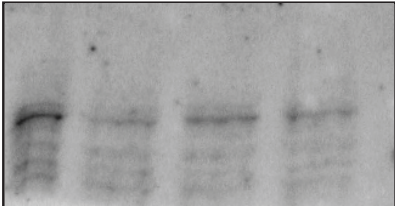


Sun et al_Figure S7

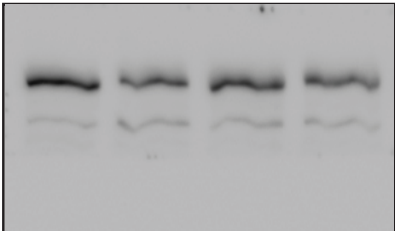
si-GL2 miR-99a miR-99b miR-100



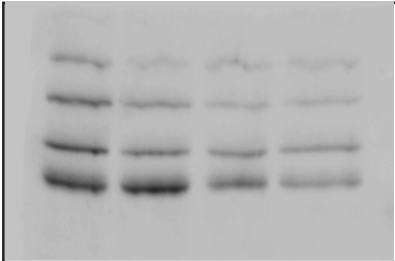
* SMARCD1



* PPFIA3



* mTOR



* SMARCA5

Sun et al_Table S1

		C4-2	LNCaP
total number of sequence		191,970	192,025
unique sequences number		15,776	11,756
	ratio (%)	8.22	6.12
cloning frequencies of unique sequences			
<5	number	14,396	10,563
	% of total unique	91.25	89.85
5< <50	number	1,126	978
	% of total unique	7.14	8.32
>50	number	254	215
	% of total unique	1.61	1.83
microRNA	total number	59,448	71,451
	ratio to total (%)	30.97	37.21
	unique microRNAs	240	221

Sun et al_ Table S2

miRNA_ID	Cloning Frequency				miRNAs of interesting ratio
	frequency		ratio		
	C4-2	LNCaP	C4-2 /LNCaP	C4-2 /LNCaP	
hsa-let-7a	5,584	4,733	1.18	0.97	
hsa-let-7a*	4	8	0.50	1.13	
hsa-let-7b	19,212	12,697	1.51	1.02	
hsa-let-7b*	7	7	1.00	NP	
hsa-let-7c	4,238	12,518	0.34	1.04	*
hsa-let-7c*	1	1	1.00	NP	
hsa-let-7d	391	374	1.05	1.10	
hsa-let-7d*	39	26	1.50	0.97	
hsa-let-7e	125	110	1.14	0.90	
hsa-let-7e*	0	0		0.99	
hsa-let-7f	854	983	0.87	1.13	
hsa-let-7f-1*	1	0		NP	
hsa-let-7f-2*	0	0		0.93	
hsa-let-7g	517	770	0.67	0.94	*
hsa-let-7g*	0	0		0.99	
hsa-let-7i	695	433	1.61	1.42	*
hsa-let-7i*	77	25	3.08	1.00	*
hsa-miR-1	0	0		0.95	
hsa-miR-100	0	0		0.38	*
hsa-miR-100*	0	0		1.00	
hsa-miR-101	47	63	0.75	0.69	
hsa-miR-101*	0	0		0.95	
hsa-miR-103	856	705	1.21	0.89	
hsa-miR-105	1	0		1.03	
hsa-miR-106a	66	68	0.97	0.49	
hsa-miR-106b	323	370	0.87	0.79	
hsa-miR-106b*	51	49	1.04	0.78	
hsa-miR-107	70	54	1.30	0.87	
hsa-miR-10a	1	1	1.00	0.88	
hsa-miR-10a*	0	0		1.05	
hsa-miR-10b	0	0		1.03	
hsa-miR-122	2	0		0.93	
hsa-miR-122*	1	0		NP	
hsa-miR-124	1	0		1.00	
hsa-miR-125a-3p	10	5	2.00	0.86	
hsa-miR-125a-5p	165	189	0.87	0.92	
hsa-miR-125b	2,801	9,048	0.31	0.34	*
hsa-miR-125b-1*	0	0		0.88	
hsa-miR-125b-2*	12	26	0.46	NP	
hsa-miR-126	4	4	1.00	0.68	
hsa-miR-126*	0	0		0.90	
hsa-miR-127-3p	0	0		0.92	
hsa-miR-128	24	25	0.96	1.08	
hsa-miR-129*	0	0		0.96	
hsa-miR-129-5p	0	0		1.06	
hsa-miR-130a	0	0		1.21	
hsa-miR-130b	156	42	3.72	1.18	*
hsa-miR-130b*	2	0		0.97	
hsa-miR-132	24	20	1.20	0.96	
hsa-miR-132*	3	0		0.92	
hsa-miR-133a	0	0		NA	
hsa-miR-134	0	0		1.00	
hsa-miR-135a	1	0		0.93	
hsa-miR-135b	0	0		0.94	
hsa-miR-136	0	0		0.86	
hsa-miR-137	0	0		0.97	
hsa-miR-138	2	3	0.67	0.88	
hsa-miR-139-5p	1	3	0.33	1.03	
hsa-miR-140-3p	48	22	2.18	0.93	*
hsa-miR-140-5p	27	17	1.59	0.99	
hsa-miR-141	230	225	1.02	0.88	
hsa-miR-141*	1	4	0.25	0.84	
hsa-miR-142-3p	0	1	0.00	1.06	
hsa-miR-142-5p	0	0		1.00	
hsa-miR-143	0	0		1.00	
hsa-miR-143*	0	0		NA	
hsa-miR-144	0	0		0.96	
hsa-miR-145	0	0		0.98	
hsa-miR-145*	0	0		1.00	
hsa-miR-146a	0	0		0.72	
hsa-miR-146b-5p	0	0		0.93	
hsa-miR-147b	2	1	2.00	0.98	

hsa-miR-148a	36	10	3.60	1.56	*
hsa-miR-148a*	0	0		1.20	
hsa-miR-148b	66	58	1.14	1.08	
hsa-miR-149	1	5	0.20	0.96	
hsa-miR-149*	3	0		NP	
hsa-miR-151-3p	10	5	2.00	0.84	
hsa-miR-151-5p	220	189	1.16	0.80	
hsa-miR-152	2	8	0.25	0.87	
hsa-miR-153	2	2	1.00	0.88	
hsa-miR-154	0	0		0.96	
hsa-miR-154*	0	0		0.98	
hsa-miR-155	0	0		0.90	
hsa-miR-15a	282	670	0.42	0.58	*
hsa-miR-15a*	6	9	0.67	0.95	
hsa-miR-15b	786	936	0.84	1.07	
hsa-miR-15b*	8	8	1.00	0.93	
hsa-miR-16	546	901	0.61	0.86	*
hsa-miR-16-1*	0	1	0.00	0.75	
hsa-miR-16-2*	7	10	0.70	NP	
hsa-miR-17	2,021	3,324	0.61	0.52	*
hsa-miR-17*	12	28	0.43	0.53	
hsa-miR-181a	0	1	0.00	0.96	
hsa-miR-181a*	0	0		0.94	
hsa-miR-181a-2*	0	1	0.00	0.99	
hsa-miR-181b	1	1	1.00	0.87	
hsa-miR-181c	0	0		0.91	
hsa-miR-181d	0	0		0.98	
hsa-miR-182	27	28	0.96	0.82	
hsa-miR-182*	0	0		0.77	
hsa-miR-183	31	20	1.55	0.85	*
hsa-miR-183*	0	1	0.00	0.95	
hsa-miR-184	0	0		1.03	
hsa-miR-185	101	48	2.10	1.18	*
hsa-miR-185*	2	1	2.00	1.09	
hsa-miR-186	34	23	1.48	0.94	
hsa-miR-186*	3	1	3.00	NP	
hsa-miR-187	0	0		0.97	
hsa-miR-188-3p	2	1	2.00	1.01	
hsa-miR-188-5p	15	3	5.00	0.91	
hsa-miR-18a	140	178	0.79	0.62	
hsa-miR-18a*	2	5	0.40	0.77	
hsa-miR-18b	0	0		0.64	
hsa-miR-18b*	0	0		1.01	
hsa-miR-190	1	2	0.50	1.07	
hsa-miR-190b	14	3	4.67	1.13	
hsa-miR-191	424	398	1.07	1.01	
hsa-miR-191*	2	2	1.00	0.91	
hsa-miR-192	10	6	1.67	0.87	
hsa-miR-192	10	6	1.67	0.90	
hsa-miR-192*	0	0		1.00	
hsa-miR-193a-3p	184	86	2.14	0.91	*
hsa-miR-193a-5p	9	4	2.25	1.22	
hsa-miR-193b	70	16	4.38	1.11	*
hsa-miR-193b*	3	1	3.00	NP	
hsa-miR-194	2	8	0.25	0.87	
hsa-miR-194*	0	1	0.00	NP	
hsa-miR-195	30	60	0.50	0.82	*
hsa-miR-195*	5	10	0.50	NP	
hsa-miR-196a	2	3	0.67	1.03	
hsa-miR-196a*	0	0		NP	
hsa-miR-196b	330	62	5.32	1.39	*
hsa-miR-197	12	13	0.92	1.31	
hsa-miR-198	0	0		1.03	
hsa-miR-199a-3p	0	1	0.00	0.94	
hsa-miR-199a-5p	0	0		0.92	
hsa-miR-19a	96	108	0.89	0.56	
hsa-miR-19a*	0	0		0.96	
hsa-miR-19b	105	247	0.43	0.48	*
hsa-miR-19b-1*	3	0		0.86	
hsa-miR-200a	353	437	0.81	1.01	
hsa-miR-200a*	3	7	0.43	0.94	
hsa-miR-200b	871	817	1.07	1.09	
hsa-miR-200b*	17	6	2.83	0.93	
hsa-miR-200c	4,759	3,026	1.57	1.13	*
hsa-miR-200c*	1	1	1.00	0.97	
hsa-miR-203	21	41	0.51	0.89	*
hsa-miR-204	0	0		0.93	
hsa-miR-205	0	0		0.97	
hsa-miR-206	0	0		0.95	
hsa-miR-208	0	0		1.04	

hsa-miR-20a	183	472	0.39	0.50	*
hsa-miR-20a*	1	1	1.00	NP	
hsa-miR-20b	0	0		0.54	
hsa-miR-20b*	0	0		0.84	
hsa-miR-21	2,760	3,964	0.70	0.71	*
hsa-miR-21*	21	28	0.75	NP	
hsa-miR-210	79	74	1.07	0.85	
hsa-miR-211	0	0		0.91	
hsa-miR-212	0	0		0.75	
hsa-miR-214	0	0		1.10	
hsa-miR-214*	0	0		0.91	
hsa-miR-215	0	0		0.93	
hsa-miR-216a	0	0		0.92	
hsa-miR-216b	0	0		0.98	
hsa-miR-217	0	0		1.11	
hsa-miR-218	0	0		0.90	
hsa-miR-219-1-3p	1	0		NP	
hsa-miR-219-5p	0	0		0.99	
hsa-miR-22	245	113	2.17	1.12	*
hsa-miR-22*	1	1	1.00	1.00	
hsa-miR-220	0	0		0.98	
hsa-miR-221	780	419	1.86	1.03	*
hsa-miR-222	1,142	522	2.19	1.01	*
hsa-miR-222*	0	0		0.98	
hsa-miR-223	0	0		0.92	
hsa-miR-224	18	5	3.60	NP	
hsa-miR-23a	65	37	1.76	0.74	*
hsa-miR-23a*	1	0		NP	
hsa-miR-23b	70	56	1.25	0.73	
hsa-miR-23b*	0	0		NP	
hsa-miR-24	27	32	0.84	0.74	
hsa-miR-24-1*/24-2*	0	0		0.95	
hsa-miR-25	254	297	0.86	0.88	
hsa-miR-25*	6	1	6.00	NP	
hsa-miR-26a	41	51	0.80	0.92	
hsa-miR-26a-1*	0	0		1.03	
hsa-miR-26b	26	14	1.86	NP	
hsa-miR-26b*	0	1	0.00	NP	
hsa-miR-27a	21	14	1.50	0.83	
hsa-miR-27a*	2	2	1.00	0.94	
hsa-miR-27b	41	51	0.80	0.76	
hsa-miR-27b*	2	0		NP	
hsa-miR-28-3p	89	46	1.94	0.87	*
hsa-miR-28-5p	23	32	0.72	0.87	*
hsa-miR-296-3p	1	0		NP	
hsa-miR-296-5p	0	0		1.16	
hsa-miR-297	0	0		1.09	
hsa-miR-299-3p	0	0		0.95	
hsa-miR-299-5p	0	0		1.05	
hsa-miR-29a	76	33	2.30	1.35	*
hsa-miR-29a*	1	0		1.00	
hsa-miR-29b	68	60	1.13	1.36	
hsa-miR-29b-1*	0	2	0.00	1.01	
hsa-miR-29b-2*	4	1	4.00	NP	
hsa-miR-29c	90	99	0.91	0.95	
hsa-miR-29c*	9	9	1.00	0.92	
hsa-miR-301a	12	11	1.09	0.75	
hsa-miR-301b	5	2	2.50	1.13	
hsa-miR-302a	0	0		0.91	
hsa-miR-302b	0	0		1.07	
hsa-miR-302c	0	0		NA	
hsa-miR-302c*	0	0		0.82	
hsa-miR-302d	0	0		NA	
hsa-miR-30a	2	11	0.18	0.88	
hsa-miR-30a*	0	0		0.90	
hsa-miR-30b	200	184	1.09	0.87	
hsa-miR-30b*	0	0		1.33	
hsa-miR-30c	141	127	1.11	0.86	
hsa-miR-30c-1*	0	0		NP	
hsa-miR-30c-2*	0	1	0.00	NP	
hsa-miR-30d	25	15	1.67	0.94	
hsa-miR-30d*	0	1	0.00	0.94	
hsa-miR-30e	8	8	1.00	0.77	
hsa-miR-30e*	4	1	4.00	0.76	
hsa-miR-31	0	0		0.95	
hsa-miR-31*	0	0		0.94	
hsa-miR-32	8	6	1.33	0.68	
hsa-miR-32*	3	1	3.00	1.03	
hsa-miR-320	28	21	1.33	0.89	
hsa-miR-324-3p	99	84	1.18	NP	

hsa-miR-324-5p	113	71	1.59	0.78	*
hsa-miR-325	0	0		1.00	
hsa-miR-326	24	10	2.40	1.01	
hsa-miR-328	0	2	0.00	0.96	
hsa-miR-329	0	0		1.00	
hsa-miR-330-3p	9	5	1.80	1.02	
hsa-miR-330-5p	6	1	6.00	0.92	
hsa-miR-331-3p	155	92	1.69	0.89	*
hsa-miR-331-5p	2	0		0.96	
hsa-miR-335	8	1	8.00	1.81	
hsa-miR-335*	1	0		1.01	
hsa-miR-337-5p	0	0		NA	
hsa-miR-338-3p	0	0		0.82	
hsa-miR-338-5p	0	0		0.91	
hsa-miR-339-3p	17	9	1.89	0.89	
hsa-miR-339-5p	36	50	0.72	0.76	*
hsa-miR-33a	4	2	2.00	0.84	
hsa-miR-33a*	4	4	1.00	0.97	
hsa-miR-33b	31	25	1.24	0.94	
hsa-miR-33b*	0	0		0.97	
hsa-miR-340	0	1	0.00	0.78	
hsa-miR-340*	2	1	2.00	NP	
hsa-miR-342-3p	65	47	1.38	0.84	
hsa-miR-342-5p	0	1	0.00	NP	
hsa-miR-345	14	14	1.00	0.84	
hsa-miR-346	0	0		1.01	
hsa-miR-34a	299	320	0.93	0.81	
hsa-miR-34a*	3	1	3.00	0.92	
hsa-miR-34b*	0	0		0.97	
hsa-miR-34c-5p	0	0		0.93	
hsa-miR-361-3p	8	9	0.89	0.92	
hsa-miR-361-5p	0	0		0.76	
hsa-miR-362-3p	1	2	0.50	0.99	
hsa-miR-362-5p	1	0		1.07	
hsa-miR-363	0	0		0.98	
hsa-miR-363*	0	0		0.99	
hsa-miR-365	33	24	1.38	1.35	
hsa-miR-367	0	0		0.93	
hsa-miR-369-3p	0	0		0.99	
hsa-miR-369-5p	0	0		0.97	
hsa-miR-370	0	0		0.89	
hsa-miR-371-3p	0	0		0.91	
hsa-miR-371-5p	0	0		1.30	
hsa-miR-372	0	0		1.01	
hsa-miR-373	2	0		0.94	
hsa-miR-373*	0	0		1.18	
hsa-miR-374a	3	4	0.75	1.03	
hsa-miR-374a*	0	2	0.00	1.03	
hsa-miR-374b	6	3	2.00	1.11	
hsa-miR-374b*	1	0		NP	
hsa-miR-375	2	0		1.14	
hsa-miR-376a	0	0		0.94	
hsa-miR-376b	0	0		0.95	
hsa-miR-376c	0	0		0.96	
hsa-miR-377	0	0		0.98	
hsa-miR-378	25	8	3.13	0.94	
hsa-miR-378	0	0		0.96	
hsa-miR-378*	8	4	2.00	0.95	
hsa-miR-379	0	0		1.02	
hsa-miR-380	0	0		NA	
hsa-miR-380*	0	0		1.03	
hsa-miR-381	0	0		1.52	
hsa-miR-382	0	0		0.94	
hsa-miR-383	0	0		0.93	
hsa-miR-384	0	0		NA	
hsa-miR-409-3p	0	0		1.00	
hsa-miR-409-5p	0	0		1.05	
hsa-miR-410	0	0		0.99	
hsa-miR-411	0	0		0.98	
hsa-miR-412	0	0		0.98	
hsa-miR-421	5	5	1.00	0.97	
hsa-miR-422a	0	0		1.00	
hsa-miR-423-3p	44	42	1.05	0.93	
hsa-miR-423-5p	106	74	1.43	0.87	
hsa-miR-424	24	14	1.71	1.02	
hsa-miR-424*	1	1	1.00	NP	
hsa-miR-425	72	44	1.64	1.07	*
hsa-miR-425*	11	7	1.57	0.94	
hsa-miR-429	8	12	0.67	0.88	
hsa-miR-431	0	0		0.96	

hsa-miR-432	0	0		0.98
hsa-miR-432*	0	0		0.97
hsa-miR-433	0	0		0.98
hsa-miR-448	0	0		NA
hsa-miR-449a	0	0		0.93
hsa-miR-449b	0	0		0.95
hsa-miR-450a	1	0		0.90
hsa-miR-450b-5p	0	0		0.90
hsa-miR-451	0	0		0.96
hsa-miR-452	0	0		1.14
hsa-miR-453	0	0		0.86
hsa-miR-453	0	0		1.02
hsa-miR-454	5	6	0.83	0.97
hsa-miR-454*	1	4	0.25	1.01
hsa-miR-455-3p	0	0		NA
hsa-miR-455-5p	0	0		0.95
hsa-miR-483-3p	0	0		1.13
hsa-miR-483-5p	0	0		1.43
hsa-miR-484	4	12	0.33	0.80
hsa-miR-485-3p	0	0		1.01
hsa-miR-485-5p	0	0		0.95
hsa-miR-486-3p	0	0		0.98
hsa-miR-486-5p	4	2	2.00	1.05
hsa-miR-487a	0	0		1.01
hsa-miR-487b	0	0		1.21
hsa-miR-488*	0	0		0.96
hsa-miR-489	0	0		0.94
hsa-miR-490-3p	0	0		1.05
hsa-miR-490-5p	0	0		1.01
hsa-miR-491-3p	0	0		0.72
hsa-miR-491-5p	2	1	2.00	0.93
hsa-miR-492	0	0		1.87
hsa-miR-493	0	0		0.95
hsa-miR-493*	0	1	0.00	0.93
hsa-miR-494	0	0		1.06
hsa-miR-495	0	0		NA
hsa-miR-496	0	0		1.08
hsa-miR-497	140	134	1.05	0.95
hsa-miR-497*	0	0		NP
hsa-miR-498	0	0		1.23
hsa-miR-499-3p	0	0		1.00
hsa-miR-499-5p	0	0		0.95
hsa-miR-500	0	0		0.94
hsa-miR-500*	0	0		0.98
hsa-miR-501-3p	0	1	0.00	1.06
hsa-miR-501-5p	0	0		0.95
hsa-miR-502-3p	1	0		1.00
hsa-miR-502-5p	0	0		0.97
hsa-miR-503	6	6	1.00	1.14
hsa-miR-504	1	0		0.96
hsa-miR-505	9	6	1.50	0.95
hsa-miR-505*	4	3	1.33	0.97
hsa-miR-506	0	0		0.98
hsa-miR-507	0	0		0.90
hsa-miR-508-3p	0	0		0.91
hsa-miR-509-3p	0	0		0.89
hsa-miR-510	0	0		1.01
hsa-miR-511	0	0		NA
hsa-miR-512-3p	3	0		0.97
hsa-miR-512-5p	0	0		1.19
hsa-miR-514	0	0		0.92
hsa-miR-515-3p	0	0		NA
hsa-miR-515-5p	0	0		1.02
hsa-miR-516a-3p/516b*	0	0		0.93
hsa-miR-516b	0	0		1.03
hsa-miR-517*	0	0		0.97
hsa-miR-517a	0	0		1.00
hsa-miR-517c	0	0		0.95
hsa-miR-518a-3p	0	0		0.96
hsa-miR-518a-5p	2	0		1.10
hsa-miR-518b	0	0		1.44
hsa-miR-518c	0	0		0.95
hsa-miR-518c*	0	0		1.02
hsa-miR-518d-3p	0	0		1.01
hsa-miR-518d-5p/518f*/	0	0		0.99
hsa-miR-518e	0	0		0.93
hsa-miR-518e*/519a*/51	0	0		1.09
hsa-miR-518f*	0	0		1.05
hsa-miR-519b-3p	2	0		1.01
hsa-miR-519c-3p	1	0		0.94

hsa-miR-519d	0	0		1.31
hsa-miR-519e	0	0		0.94
hsa-miR-519e*	1	0		1.05
hsa-miR-520a-3p	2	0		NA
hsa-miR-520a-5p	0	0		0.93
hsa-miR-520b/520c-3p	0	0		1.05
hsa-miR-520c-3p/520f	0	0		1.02
hsa-miR-520d-3p	0	0		0.92
hsa-miR-520e	0	0		0.93
hsa-miR-520g	0	0		1.07
hsa-miR-520g/520h	0	0		0.98
hsa-miR-521	0	0		0.98
hsa-miR-523	0	0		0.93
hsa-miR-524-3p	0	0		1.01
hsa-miR-524-5p	0	0		0.97
hsa-miR-525-3p	0	0		1.03
hsa-miR-525-5p	0	0		1.06
hsa-miR-526b	0	0		1.03
hsa-miR-526b*	1	0		0.98
hsa-miR-532-3p	5	11	0.45	NP
hsa-miR-532-5p	15	10	1.50	0.89
hsa-miR-539	0	0		0.89
hsa-miR-541*	0	0		NA
hsa-miR-542-3p	3	1	3.00	0.88
hsa-miR-542-5p	0	2	0.00	0.92
hsa-miR-543	0	0		1.07
hsa-miR-544	0	0		NA
hsa-miR-545	0	0		0.91
hsa-miR-548a-3p	0	0		0.92
hsa-miR-548a-5p	0	0		1.02
hsa-miR-548b-3p	1	2	0.50	0.82
hsa-miR-548c-3p	0	0		1.03
hsa-miR-548d-3p	0	0		1.02
hsa-miR-549	0	0		0.97
hsa-miR-550*	0	0		1.05
hsa-miR-551a	1	0		0.97
hsa-miR-551b	0	0		0.95
hsa-miR-552	0	0		1.00
hsa-miR-553	0	0		0.99
hsa-miR-554	0	0		0.99
hsa-miR-555	0	0		NA
hsa-miR-556-5p	0	0		NA
hsa-miR-557	0	0		1.97
hsa-miR-558	0	0		0.96
hsa-miR-559	0	0		1.10
hsa-miR-560	0	0		0.95
hsa-miR-561	0	0		1.03
hsa-miR-562	0	0		0.92
hsa-miR-563	0	0		0.96
hsa-miR-564	0	0		0.97
hsa-miR-565	0	0		0.91
hsa-miR-566	0	0		0.98
hsa-miR-567	0	0		0.95
hsa-miR-568	0	0		1.01
hsa-miR-569	0	0		0.95
hsa-miR-570	0	0		0.91
hsa-miR-571	0	0		0.92
hsa-miR-572	0	0		1.03
hsa-miR-573	0	0		0.92
hsa-miR-574-3p	4	7	0.57	1.01
hsa-miR-574-5p	18	10	1.80	1.03
hsa-miR-575	0	0		0.95
hsa-miR-576-3p	0	0		1.01
hsa-miR-577	0	0		NA
hsa-miR-578	0	0		0.87
hsa-miR-580	0	0		0.93
hsa-miR-581	0	0		0.91
hsa-miR-582-3p	0	0		1.05
hsa-miR-582-5p	0	0		1.04
hsa-miR-583	0	0		1.15
hsa-miR-584	0	0		1.38
hsa-miR-585	0	0		0.94
hsa-miR-586	0	0		0.99
hsa-miR-587	0	0		0.97
hsa-miR-588	0	0		0.95
hsa-miR-589	0	0		NP
hsa-miR-589*	0	0		1.01
hsa-miR-590-3p	0	0		1.07
hsa-miR-590-5p	8	5	1.60	1.09
hsa-miR-591	0	0		0.87

hsa-miR-592	0	0		0.89
hsa-miR-593*	0	0		0.95
hsa-miR-595	0	0		0.93
hsa-miR-596	0	0		1.01
hsa-miR-597	0	1	0.00	1.02
hsa-miR-598	5	0		1.34
hsa-miR-599	0	0		NA
hsa-miR-600	0	0		0.82
hsa-miR-601	0	0		0.91
hsa-miR-602	0	0		1.67
hsa-miR-603	0	0		0.90
hsa-miR-604	0	0		0.99
hsa-miR-605	0	0		1.00
hsa-miR-606	0	0		NA
hsa-miR-607	0	0		0.99
hsa-miR-608	0	0		0.93
hsa-miR-609	0	0		0.93
hsa-miR-610	0	0		1.00
hsa-miR-611	0	0		1.21
hsa-miR-612	0	0		1.03
hsa-miR-613	0	0		0.98
hsa-miR-614	0	0		1.02
hsa-miR-615-3p	47	32	1.47	1.04
hsa-miR-615-5p	1	0		NP
hsa-miR-616*	0	0		0.86
hsa-miR-617	0	0		0.99
hsa-miR-618	1	0		1.07
hsa-miR-619	0	0		0.97
hsa-miR-620	0	0		0.97
hsa-miR-621	0	0		0.99
hsa-miR-622	0	0		0.90
hsa-miR-623	0	0		1.33
hsa-miR-624	0	0		1.01
hsa-miR-624*	0	0		0.93
hsa-miR-625	0	0		0.95
hsa-miR-625*	0	0		1.06
hsa-miR-626	0	0		NA
hsa-miR-627	0	0		1.03
hsa-miR-628-3p	4	1	4.00	0.99
hsa-miR-628-5p	0	0		0.97
hsa-miR-629	15	3	5.00	1.08
hsa-miR-629*	0	0		0.98
hsa-miR-630	0	0		1.04
hsa-miR-631	0	0		1.01
hsa-miR-632	0	0		0.95
hsa-miR-633	0	0		1.01
hsa-miR-634	0	0		1.00
hsa-miR-635	0	0		1.01
hsa-miR-636	0	0		0.95
hsa-miR-637	0	0		1.27
hsa-miR-638	0	0		1.14
hsa-miR-639	0	0		NA
hsa-miR-640	0	0		0.98
hsa-miR-641	0	0		1.01
hsa-miR-642	0	0		1.24
hsa-miR-643	0	0		0.84
hsa-miR-644	0	0		0.93
hsa-miR-645	0	0		1.01
hsa-miR-646	0	0		1.00
hsa-miR-647	0	0		1.04
hsa-miR-648	0	0		1.02
hsa-miR-649	0	0		0.96
hsa-miR-650	0	0		0.96
hsa-miR-651	0	0		0.89
hsa-miR-652	9	4	2.25	1.19
hsa-miR-654-3p	0	0		0.99
hsa-miR-654-5p	0	0		1.20
hsa-miR-655	0	0		0.98
hsa-miR-656	0	0		0.96
hsa-miR-657	0	0		1.01
hsa-miR-658	0	0		1.04
hsa-miR-659	0	0		0.99
hsa-miR-660	26	11	2.36	0.95
hsa-miR-661	0	0		1.01
hsa-miR-662	0	0		1.06
hsa-miR-663	0	0		1.64
hsa-miR-665	0	0		1.22
hsa-miR-668	0	0		1.22
hsa-miR-671-3p	1	1	1.00	NP
hsa-miR-671-5p	0	0		1.04

hsa-miR-671-5p	0	0		1.31	
hsa-miR-675	0	0		1.08	
hsa-miR-7	23	19	1.21	1.01	
hsa-miR-708	0	3	0.00	NP	
hsa-miR-7-1*	59	22	2.68	1.06	*
hsa-miR-744	56	61	0.92	0.67	
hsa-miR-744*	3	3	1.00	NP	
hsa-miR-758	0	0		1.03	
hsa-miR-760	18	3	6.00	1.00	
hsa-miR-765	0	0		1.06	
hsa-miR-766	4	2	2.00	1.28	
hsa-miR-767-3p	1	0		1.02	
hsa-miR-767-5p	25	17	1.47	1.05	
hsa-miR-768-3p	0	0		0.88	
hsa-miR-768-5p	0	0		0.93	
hsa-miR-769-3p	6	3	2.00	0.88	
hsa-miR-769-5p	2	5	0.40	0.91	
hsa-miR-770-5p	0	0		1.01	
hsa-miR-801	0	0		1.13	
hsa-miR-802	0	0		NA	
hsa-miR-874	1	0		NP	
hsa-miR-875-3p	0	0		0.91	
hsa-miR-876-3p	0	0		1.03	
hsa-miR-876-5p	0	0		1.03	
hsa-miR-877	10	9	1.11	NP	
hsa-miR-885-5p	0	0		1.08	
hsa-miR-886-3p	0	0		1.05	
hsa-miR-886-5p	0	0		1.06	
hsa-miR-887	0	1	0.00	1.07	
hsa-miR-888	0	0		NA	
hsa-miR-890	0	0		0.94	
hsa-miR-891a	0	0		1.15	
hsa-miR-891b	0	0		NA	
hsa-miR-9	15	0		2.76	*
hsa-miR-9*	1	0		2.05	*
hsa-miR-92a	73	165	0.44	0.51	*
hsa-miR-92a-1*	2	3	0.67	NP	
hsa-miR-92b	12	7	1.71	0.60	
hsa-miR-92b*	1	1	1.00	NP	
hsa-miR-93	966	955	1.01	0.76	
hsa-miR-93*	17	8	2.13	0.85	
hsa-miR-934	0	0		1.02	
hsa-miR-939	0	0		NP	
hsa-miR-940	3	0		1.76	
hsa-miR-941	13	9	1.44	NP	
hsa-miR-95	0	0		0.97	
hsa-miR-96	2	6	0.33	0.89	
hsa-miR-96*	0	0		0.99	
hsa-miR-98	99	66	1.50	0.98	
hsa-miR-99a	1,300	6,237	0.21	0.39	*
hsa-miR-99a*	14	24	0.58	0.43	
hsa-miR-99b	151	245	0.62	0.66	*
hsa-miR-99b*	10	6	1.67	1.01	

Sun et al_Table S3

miRNAs	Normal/Gleason 8		Normal/Metastasis	
	Fold change	Log 2 ratio	Fold change	Log 2 ratio
miR-99a	90.76057	6.503994	42.54776	5.411011
miR-99b	29.02084	4.859017	10.34597	3.370997
miR-100	22.5805	4.497005	25.66999	4.682011
miR-125b	62.98816	5.977009	37.87018	5.24299

Mattie et al, 2006

Sun et al_ Table S4

Name	Forward	Reverse
SMARCD1	CGGGGTACCCTGATTGACTGCACCAATTC	CCGCTCGAGTGGCTAATGGTATTGAAGGAAGA
SMARCA5	CGGGGTACCCAGTAGTTCTTTAATTTACGGGTCT	CCGCTCGAGGAAGCCTATTTTATTACTTCAAGTGT
mTOR	CGGGGTACCAGATGTGCCCATCACGTTTT	CCGGAATTCTGGTGTCTAGACATGGCTACACTT
PPFIA3	CGGGGTACCGATCAGTTTCTGTTGGGAGACG	CCGGAATTCGAAACAGTTCTCTTTACCCGTGA
SMARCD1-MUT	CGGGCCTAAAACCAACACCTGAAAAAGCCCTGGGCC	GGCCAGGGCTTTTTCAGGTGTTGGTTTTAGGCCCG
SMARCA5-MUT	AGTAGTTCTTTAATTATGCCCACTTCATAAGATGTAC	TCATCAAGAAATTAATACGGGTGAAGTATTCTACATG
mTOR-MUT	CCATAACTTTAGAAAGCTACACTTTGACTTAACTCAC	GTGAGTTAAGTCAAAGTGTAGCTTTCTAAAGTTATGG