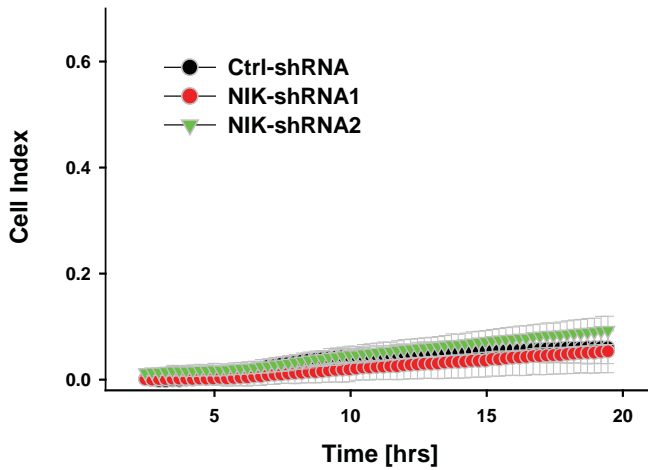
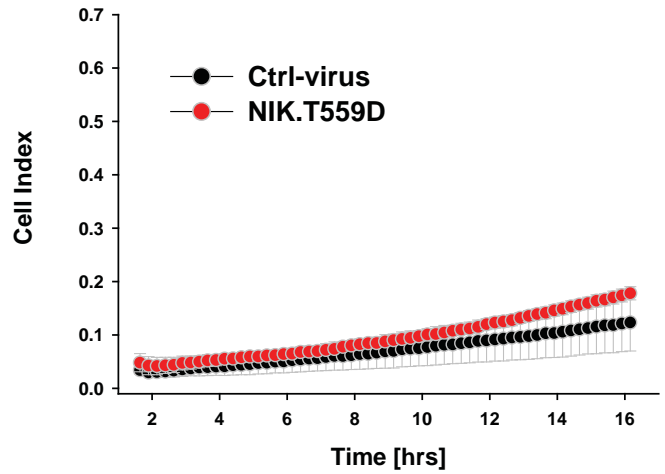


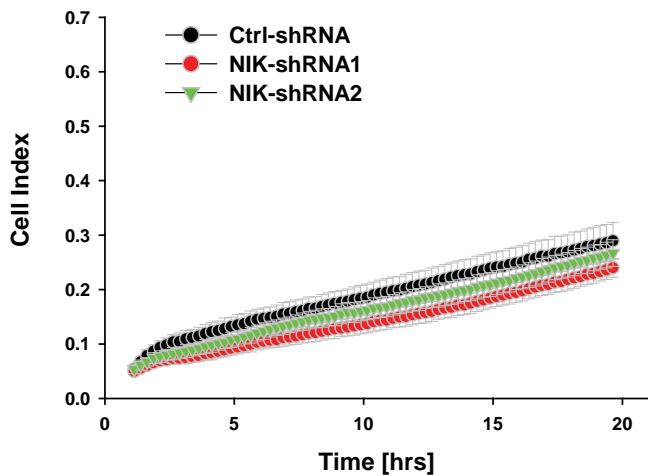
**A** Transwell Migration Assay



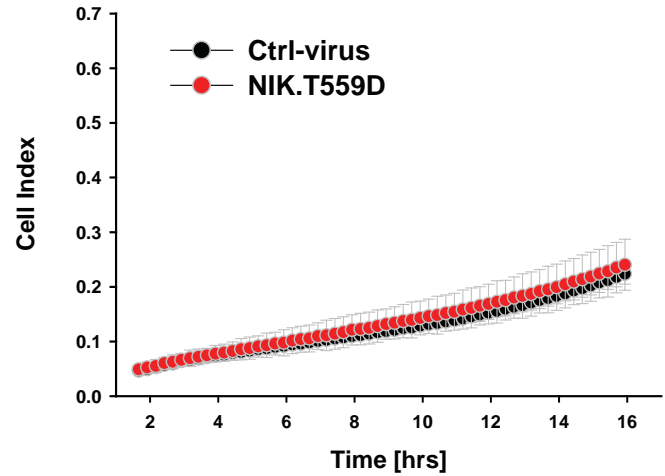
**B** Transwell Migration Assay



**C** Transwell Invasion Assay



**D** Transwell Invasion Assay



Supplemental Fig. S4: **Knockdown of NIK or expression of active NIK do not affect directed cell migration or invasion of PDAC cells.** A-D: Panc1 (A, B) or MiaPaca2 cells (C, D) stably-expressing control (scrambled) shRNA, NIK-shRNA1 or NIK-shRNA2 (A, C), or lentivirally-infected with control virus or NIK.T559D mutant (B, D) were seeded in Transwell CIM-plate 16 plates. After attachment, cell migration towards NIH-3T3 conditioned media was continuously monitored in real-time over indicated times using a xCELLigence RTCA DP instrument. Error bars (grey) represent three experiments.