Figure S1

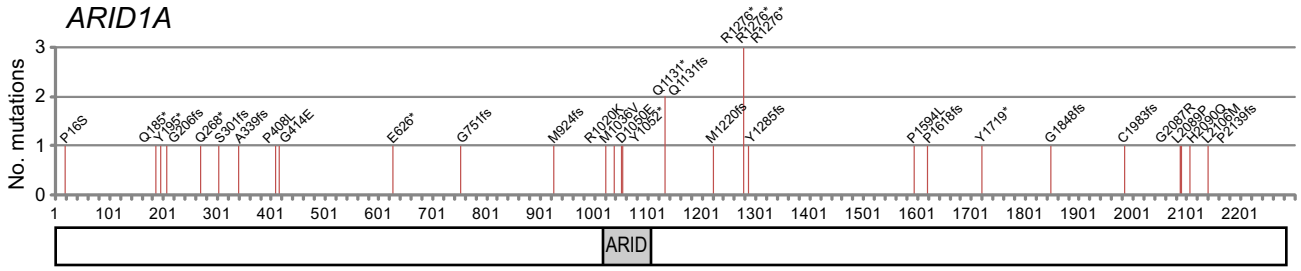
ARID1A
No. mutations
P16S
Q185*
Y192*
G206fs
Q268*
S301fs
A339fs
P408L
G414E
E626*
G751fs
M924fs
R1020K
M1036V
D1038E
Y1052*
Q1131*
Q1131fs
M1220fs
R1276*
R1276*
R1276*
Y1285fs
P1594L
P1618fs
Y1719*
G1848fs
C1983fs
G2097R
L2099P
H2099Q
L2106M
P2139fs
ARID

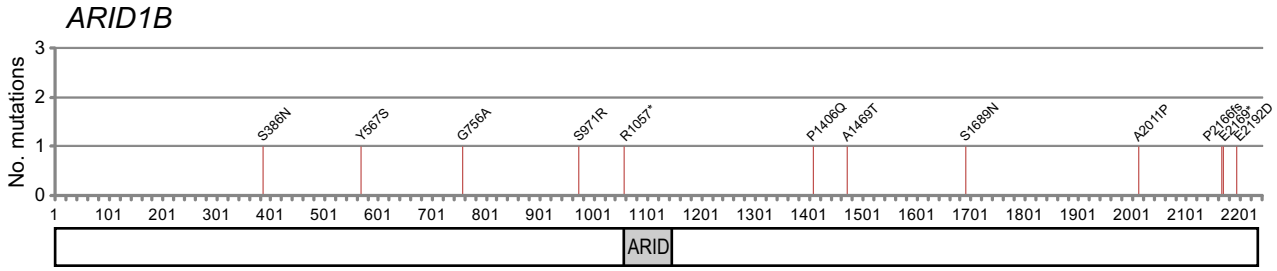
ARID1B
No. mutations
S386N
Y567S
G756A
S971R
R1057*
P1406Q
A1469T
S1689N
A2011P
P2166fs
E2168*
E2192D
ARID

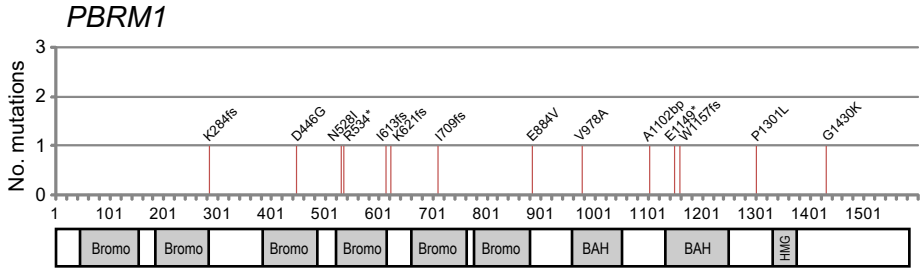
PBRM1
No. mutations
K284fs
D446G
N528I
R534*
I613fs
K621fs
I709fs
E884V
V978A
A1102bp
E1149*
W1157fs
P1301L
G1430K
Bromo
Bromo
Bromo
Bromo
Bromo
Bromo
BAH
BAH
HMG

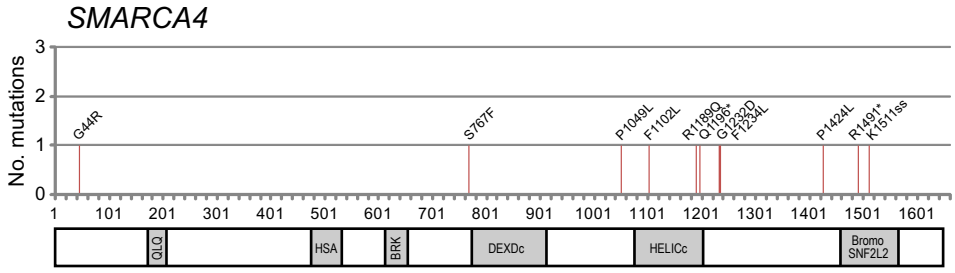
SMARCA4
No. mutations
G44R
S767F
P1049L
F1102L
R1189Q
Q1196*
G1232D
F1234L
P1424L
R1491*
K1511ss
QLQ
HSA
BRK
DEXDc
HELICc
Bromo
SNF2L2