



**Figure S2.** Secondary structures of 62 putative novel *B.napus* miRNAs and miRNAs\*.



Bna-miRC21  
Bna-miRC28



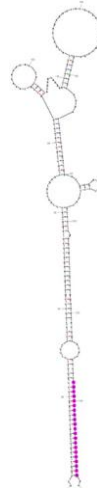
Bna-miRC24




Bna-miRC25/25\*



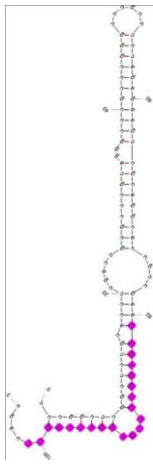
Bna-miR1C26




Bna-miRC27



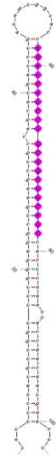
Bna-miRC29




Bna-miRC30



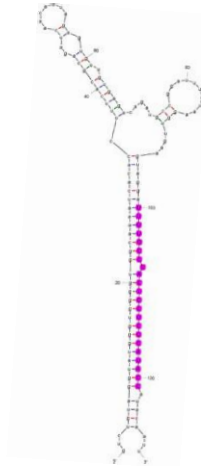
Bna-miRC31




Bna-miR1C32



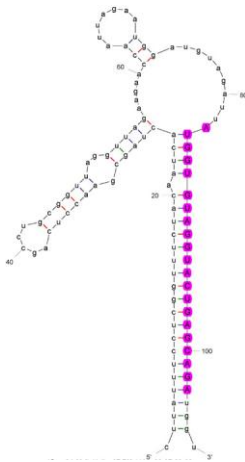
Bna-miRC33



Bna-miRC34



Bna-miRC35



Bna-miRC36



Bna-miRC37



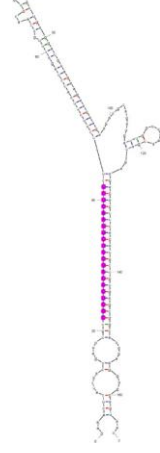
Bna-miRC38



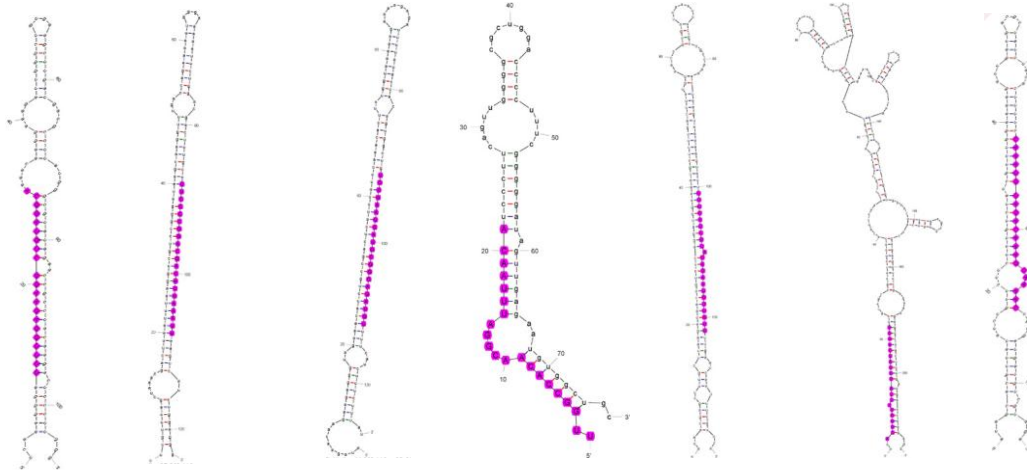
Bna-miR1C39



Bna-miRC40



Bna-miRC41 Bna-miRC42 Bna-miRC43 Bna-miR1C44 Bna-miRC45 Bna-miRC46 Bna-miRC47

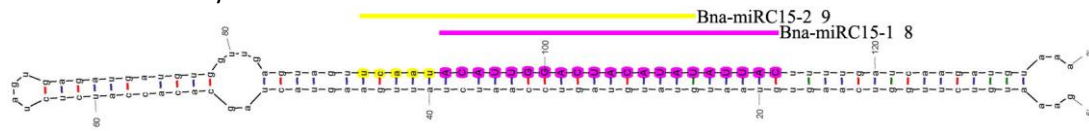


Pink represents miRNA; yellow represents miRNA\*

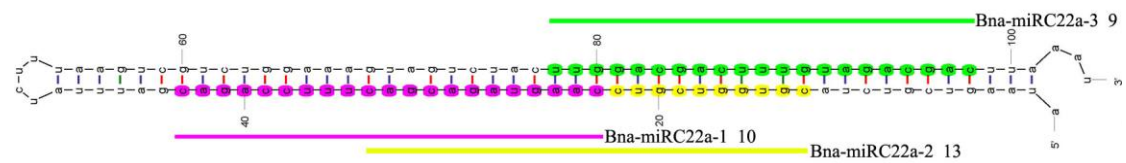
Bna-miRC5 family



Bna-miRC15 family



Bna-miRC22a family



Bna-miRC23a family

