



Supplemental Figure S4

A

Proliferation (Ki-67 staining in UACC 903 xenograft tumors)



Buffer

siScrambled





siAURKB#1

siAURKB#3



siWEE1#2

siWEE1#3





200x

B

Apoptosis (TUNEL staining in UACC 903 xenograft tumors)



Buffer

siScrambled




siAURKB#1

siAURKB#3



siWEE1#2

siWEE1#3



200x