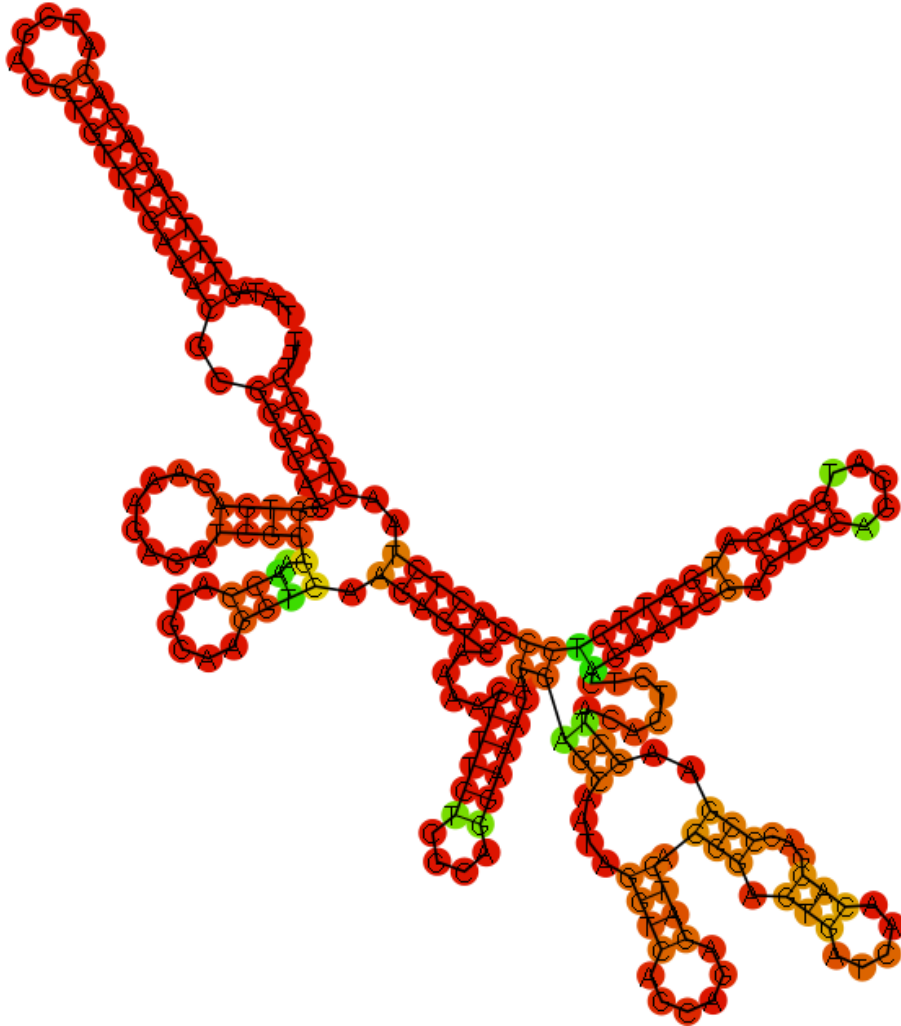


Figure S1. Potential secondary structures in APsRNAs, as predicted by RNAfold

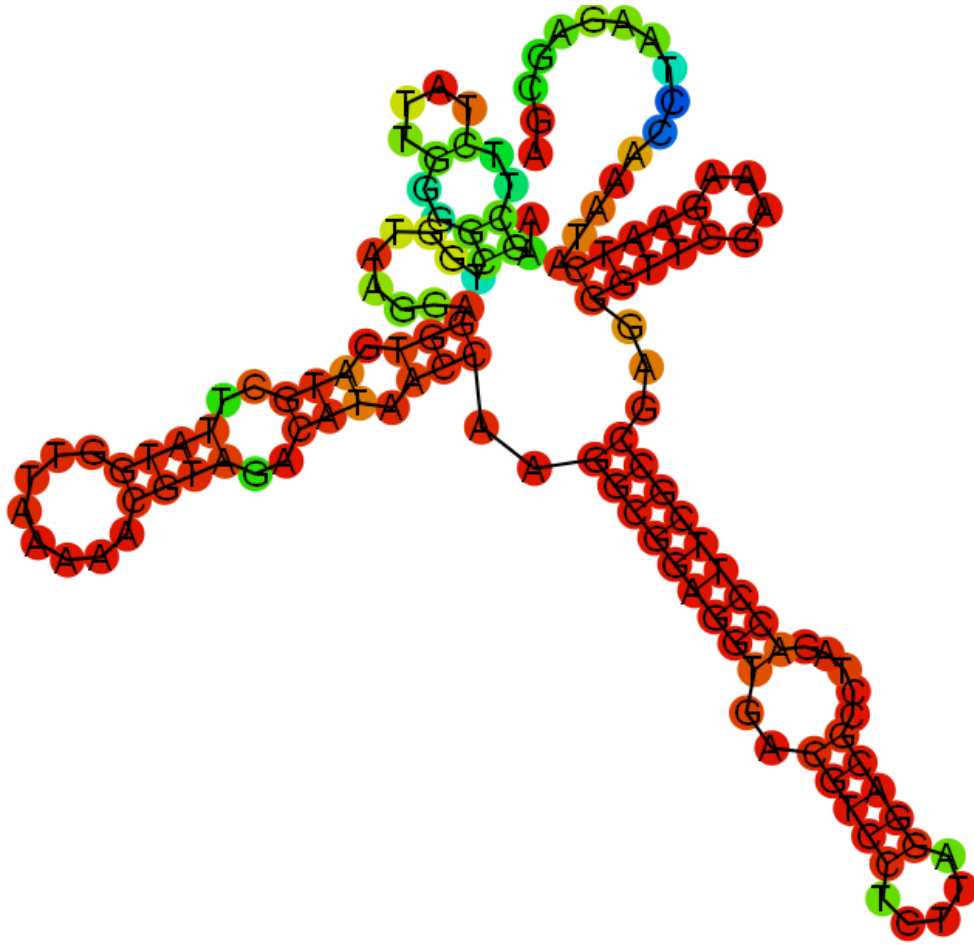
>APsRNA1

```
TTATAGTTTCAGACACATGGACGTGTTTAAAACGCGGGGAGGGTGAGAAAGAGATCGCGAACCATGGAAGGTCAAG  
AGTCAAAGTTTCTCGCAGGAAACAGGAGCAATAGGTCAGCAGAGATCACGGAGTGATCAACACGAGCCGAGCTA  
CACTCTCAGAATCGAGTGCAGGATGCACATGATTCTCCGACTCTAACTCCCCTTT
```



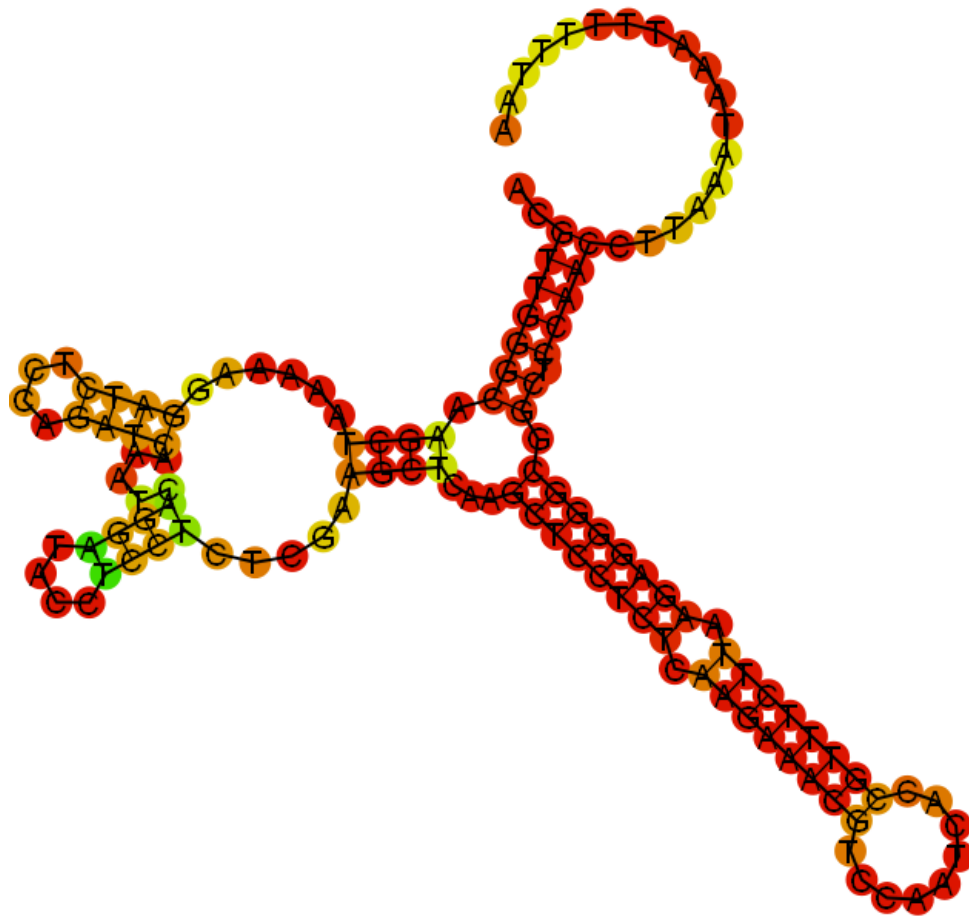
>APsRNA2

AAGCTTCTATTGGGGCTGGTAAGGAGGTGATGCTTATGGTTAAAAACGTAGACATAACCAAGGCGGAGGTGACGTC
CTCTTAGGACGCCTAGACCTTCGCCGAGGGTTCGAAAGAATCATAAACCTAAGAGCGA



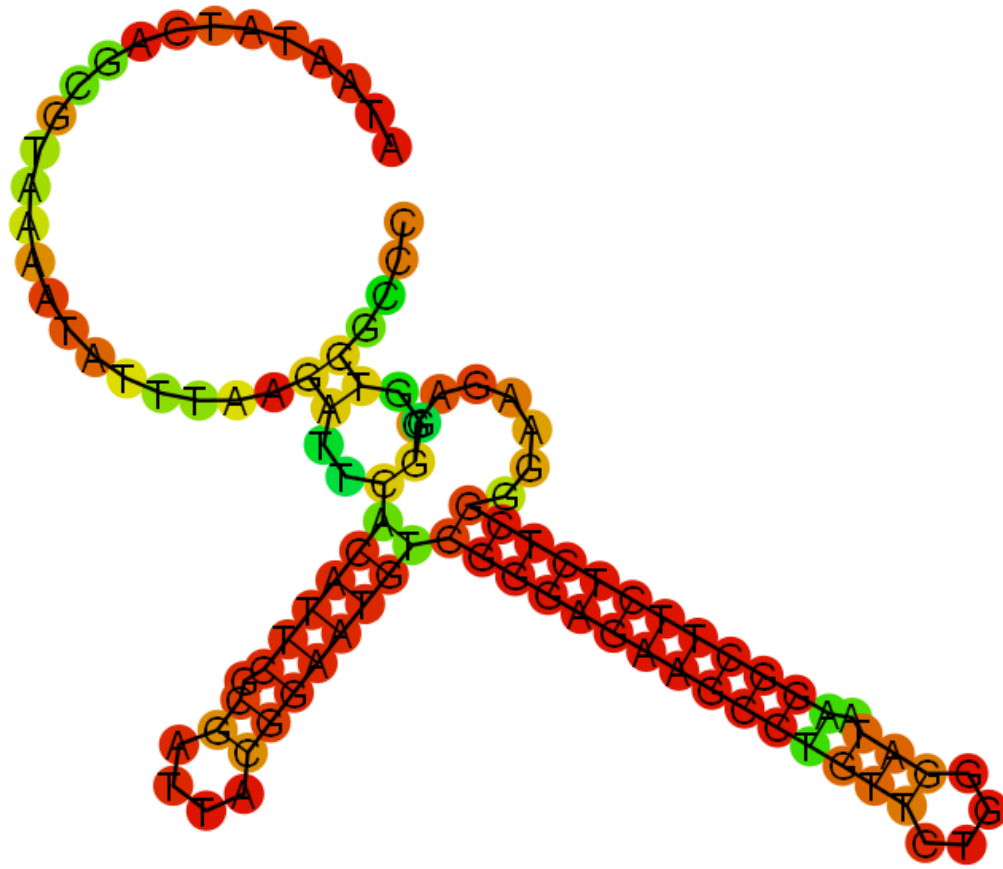
>APsRNA3

ACGTTGGCAAGCTAAAAAGGATCTCCAGATCAAATCAGGATACCTCCTCGAAGCTCAAGCTCCTCTCAAGAAA
CGTCCAATCACCGTTTCTTAAGAGGGGCGGCTCCAACCTAAATAAATTTTAA



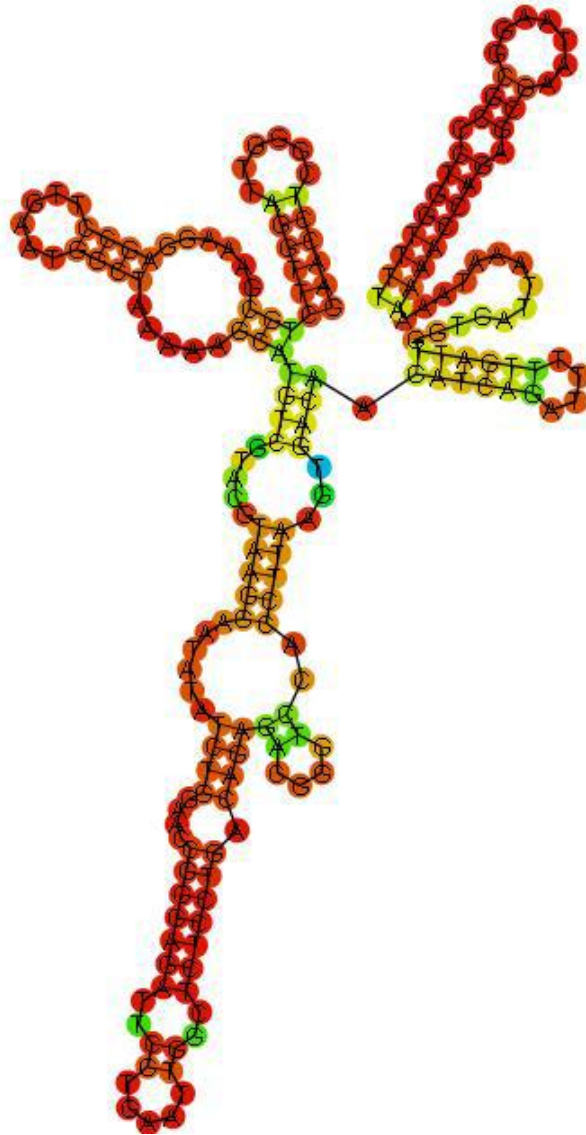
>APsRNA4

ATAATATCAGCGTAAAATATTTAAGATTCACATTCGCGATTACGGAATGTCGGGAGAAGCCTGTTCTGGGATAAGG
CTTCTCTCGGGAAGAGGGGTCGCC



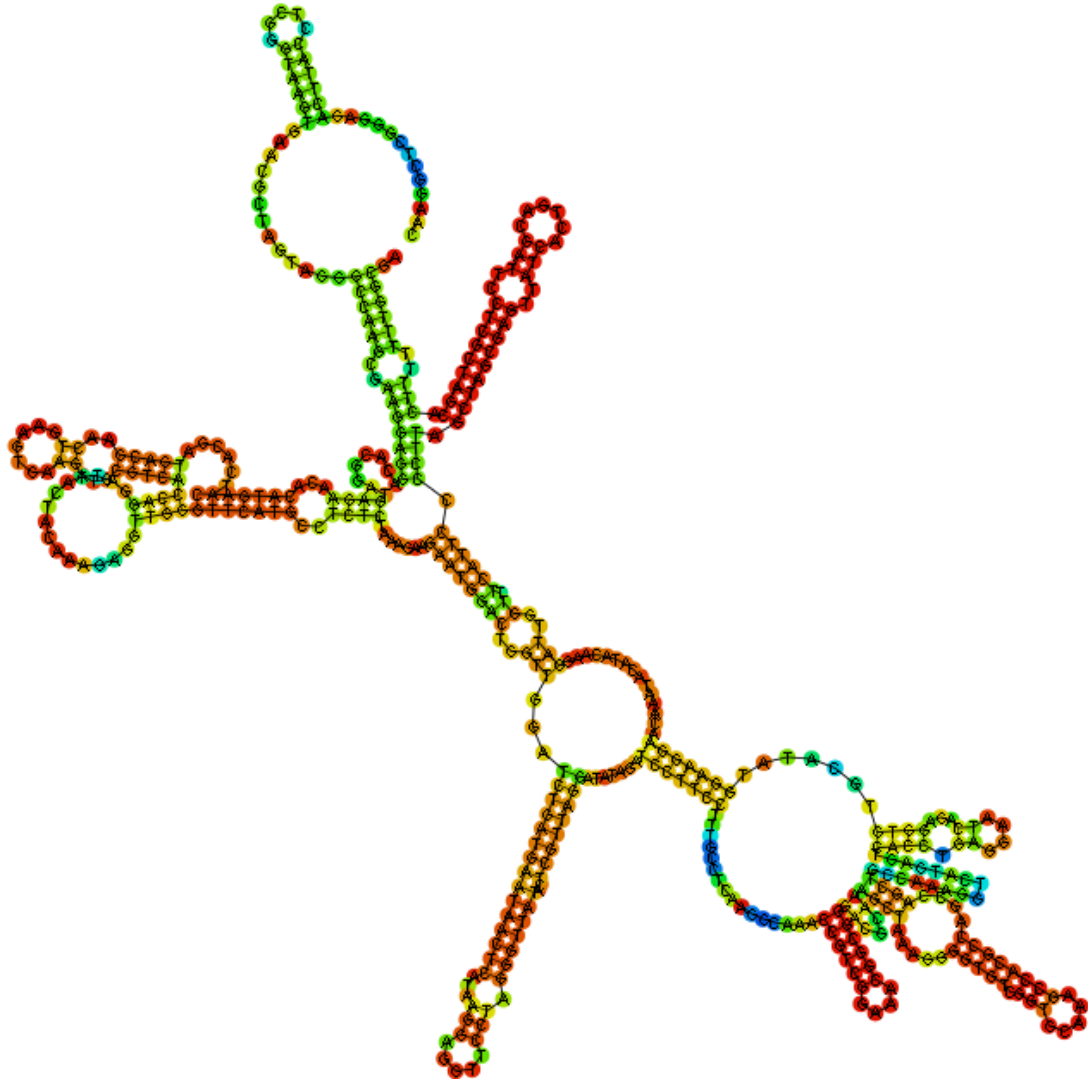
>APsRNA5

GAACCTCGGGTTAGGTTCTGCGAAAGGAGCCTTGAATGGCTAAAAAGCATGTCGTACGTAAGGAATATATCTGGAA
CCGGGAGATTCGTGAATTGGCTCTCCTGACAGAGACGGGTCCACCTTAAGTGACAAGATCAGATTTTTGATTGGTG
ATTAATAAAAAACCAGAGCGAATAAGGCGCCCTGGTTTT



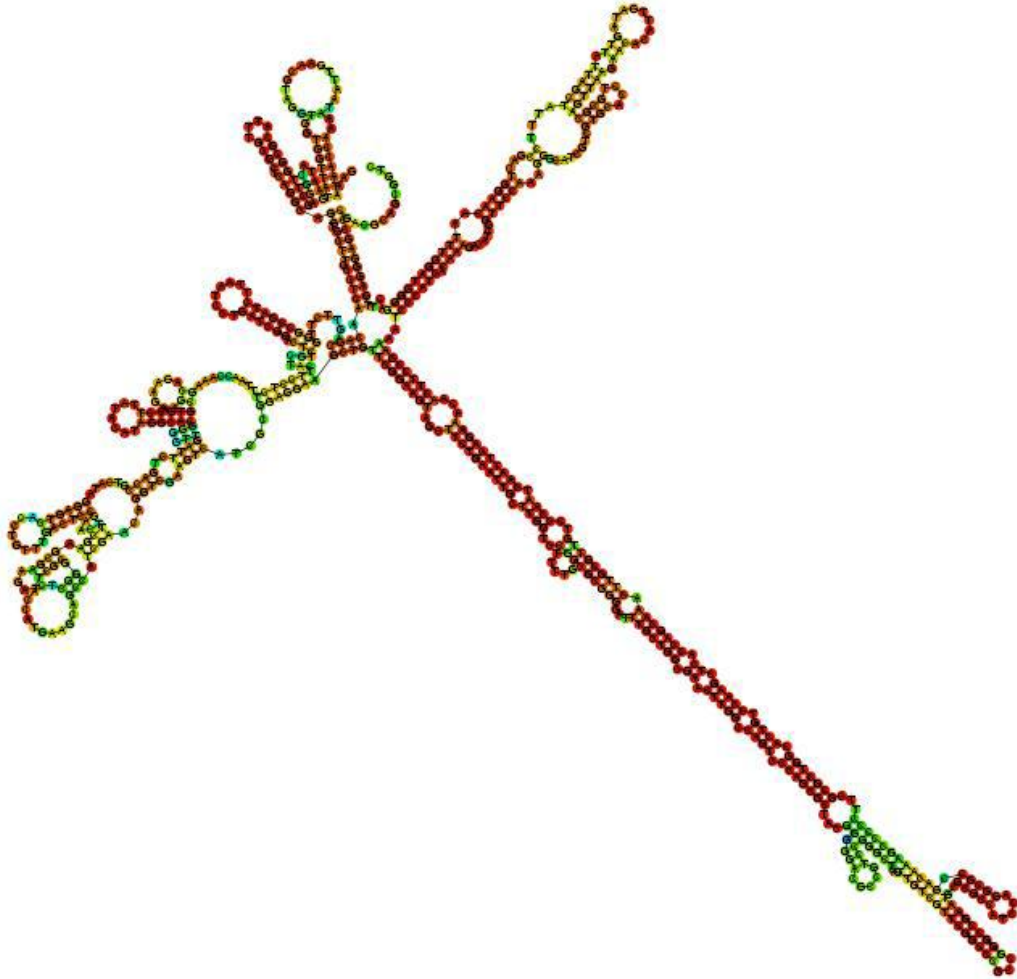
>merRNA

```
CAAGGCTCGGGAGACTTACCTCGGGTAAGTGAACGCTAGTAGGGCCAAGCGAAGGAGGACACGGATGAGAACACAT  
GAACATCACGATGACGAACTGAAGTGAAGATGCGTCACCAGGATTACTACAAAGAGGTTGGGTTTCATGCCTCTCTA  
AAGAAGAATGGACTGGTTGGATCTGATGAATAACTCATAAGGAGGTTCCCTAGGGTTATACTCGTTAGGATATAGAT  
CCTTCCTTTGCCTCAAGGCAAACCGTCGAAAACGGCGGACGCAAAGCTAAAGGGGTGTCGGTGCAAAGCCACGCC  
AGCCAGCTGCCAAAGGTCATGAGTCACCTGAGGAATCAGAGGTGTGCATATGGAAGGAACAAATACATACAAGGAT  
TGGTTTCATTCCCCTTAGCTAGCGAGTTATCACTGACGATTCTCGCTAGCACTTTTTTTGGCGA
```



>APsRNA6

```
GAAATAACCAAAATAATTGAACGTAGGTGGTGGTTATGAATACGGAGCTTGGCGCATTTCGCGCTCAGGCAGGTGCT
TGCCTCAACAGCAGTTCTTGGGCCGATCTTAATCCTGATCGGACTCTGCTACTTCCTCTTTAACCAAAGCAGAAGA
AGCGTGACCTTATACATAGGCACGGGGTTGATTCTGACCGTCATAGGAGTCACCTGTTTGTACTCCGAACCTCGAA
GCGAAGATTCGCGGGCTCACCATGAAGCAGCCATCGAACAGGTCGAAGTCATCGCGGAGGAAGCTGTTTCGGAAGTA
GTTTCTGAATTGCTTGGTCCGTTTTGGCGCGGGGATTTGCTGGCGAACTTGGCCAGTCCCAGCGCTACGGGGGACG
CCGTCCGGGCTCAGTTGTCGTTTCGGCCCGGGCCGAATGCGCGCCATCCAGGCGCCGACAAAGCCCCCTTCGGG
CTGGCACTGTCCAAGCTCACCAGCAAACCTGCGTTGTCCAATCAATTCAGAAACAACCTCCGAAAATCCCATCAC
AAAGACATCGGTTCCAAAGGGCATCGTCGTGCACCTGCGCAGTTAAGAACACATTGATAGTTATTAGCTATTTCCG
ACTGGAACAATTTGGATGGGGACTTGAGGGAGCCCCACGCAGCGGTC
```



>APsRNA7

```
GTGTGACCATTAGGACTCAGTGTGGAGGCAAGTATGTTGAATAGAGGTAGTTTTAGTTTTCGTAGCGATGCTGGTAA  
TCAATCCCGTCGTGATACTGTTTTATCAAACTGCTCGATGGCGCCGGTAAGCCACGCCAAAACTCCACACCAAT  
CCCTGTGATCACCCGCCAAGTGGCTTCCGAGTCACAGCCGGTGGTTGCCGATATCAAACCGGTCTGCCACGACGAA  
AAGAAAGAATGCCACGTAAGGAATAATATCTTTACGTGCATATCT
```

