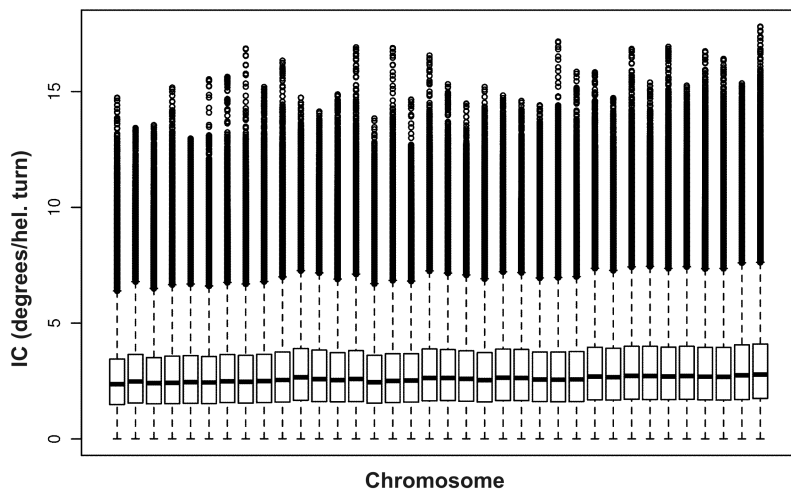
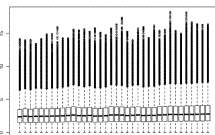


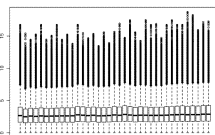
L. major



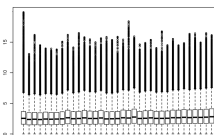
L. infantum



L. braziliensis



L. mexicana



S Figure 3. Box plots of the intrinsic curvature distribution across *Leishmania* chromosomes.

Chromosomes are depicted in ascending order from left to right. Upper panel: *L. major* chromosomes 1 to 36. Lower panel: *L. infantum* chromosomes 0 to 36; *L. braziliensis* chromosomes 0 to 35; *L. mexicana* chromosomes 0 to 34 from *L. mexicana*. For lower panels axes are as in the upper panel.