

SUPPLEMENTAL MATERIAL

Online Appendices

Online Appendix 1

Full parameterization of the third model which includes all stroke survivors, stroke decedents and stroke-free cohort members during follow-up

Average Memory Score=

β_0 (representing average memory score for a 75 year old in the reference category who remained stroke-free throughout follow-up)

*+ β_1 *Indicator for whether ever survived a stroke (1 if yes, 0 for individuals who had a stroke but did not survive or individuals who remained stroke-free)*

*+ β_2 * Years before stroke onset among stroke survivors (# years, or 0 for individuals who have already survived a stroke, or individuals who had a stroke but did not survive or individuals who remained stroke-free)*

*+ β_3 * Indicator variable for whether already survived a stroke (1 if yes, or 0 for individuals who have not yet had a stroke or individuals who remained stroke-free)*

*+ β_4 * Years after survived stroke (# years, or 0 for individuals who have not yet had a stroke or individuals who remained stroke-free)*

*+ β_5 *Indicator for whether ever had a stroke and did not survive(1 if yes, or 0 if survived a stroke or remained stroke free)*

*+ β_6 *Years before stroke which was not survived (# years or 0 if survived a stroke or remained stroke free)*

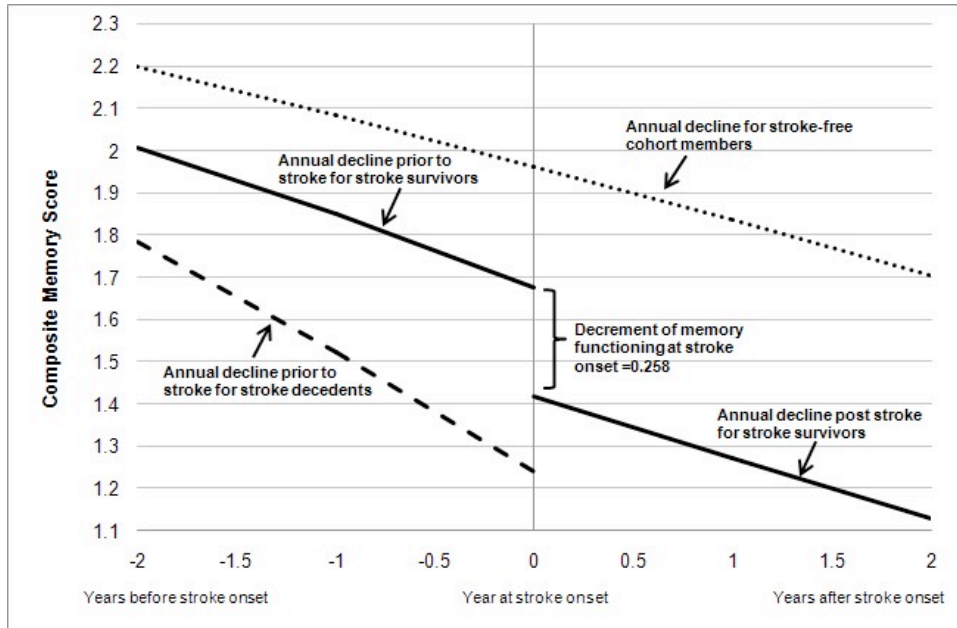
*+ β_7 *Age at stroke centered at 75 years (age in years, or 0 if remained stroke free)*

*+ β_8 *Age at each interview centered at 75 years (age for people who remained stroke free; 0 if had a stroke)*

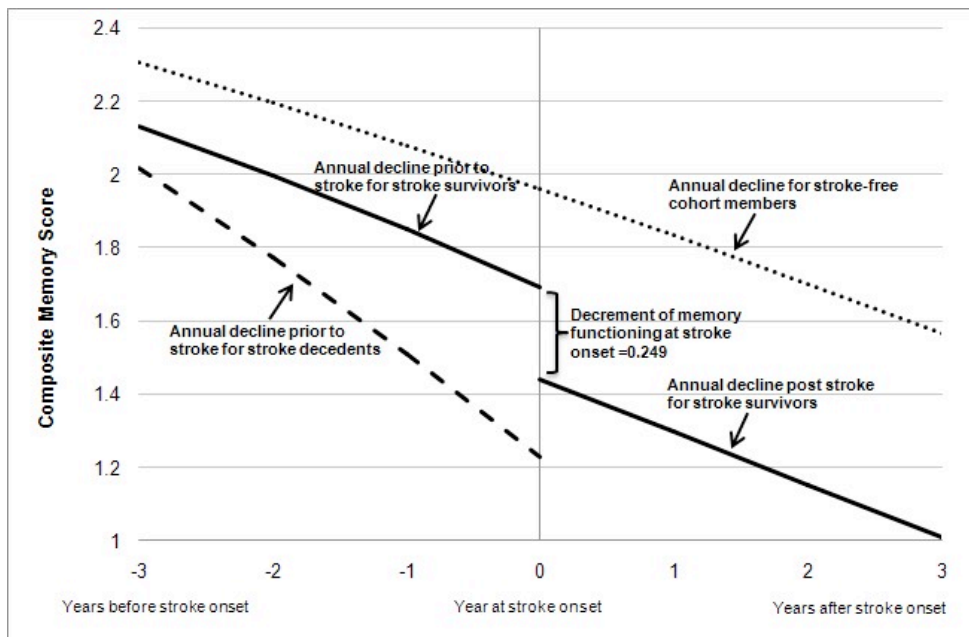
*+ β_i *Other baseline covariates*

Online Appendix 2:

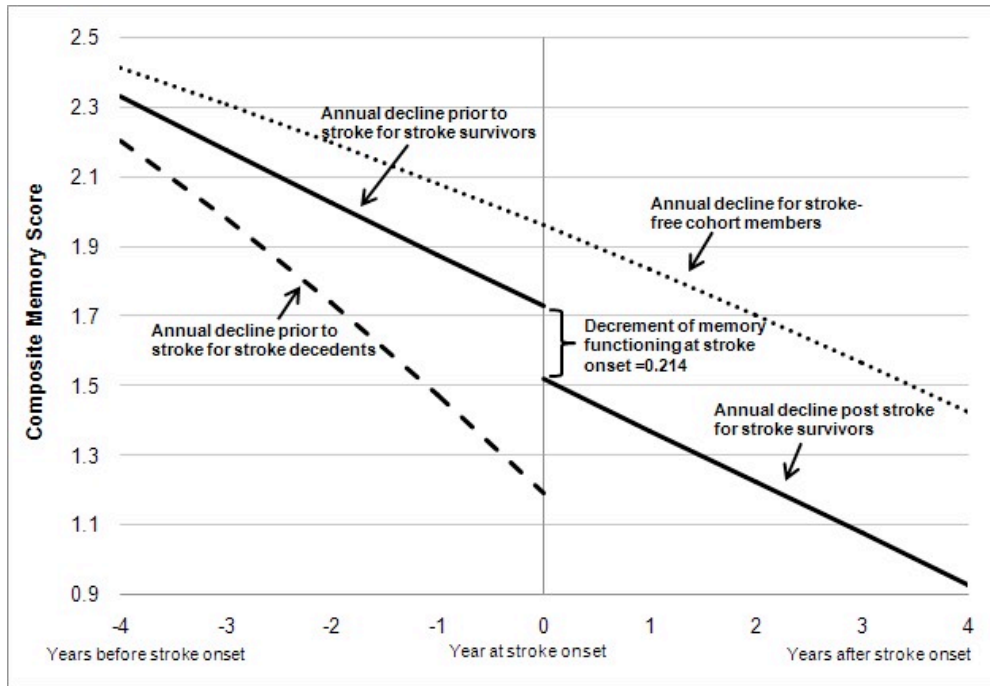
Appendix Figure 1: Trajectory of memory score for all participants who survived for at least 2 years after stroke.



Appendix Figure 2: Trajectory of memory score for all participants who survived for at least 3 years after stroke.

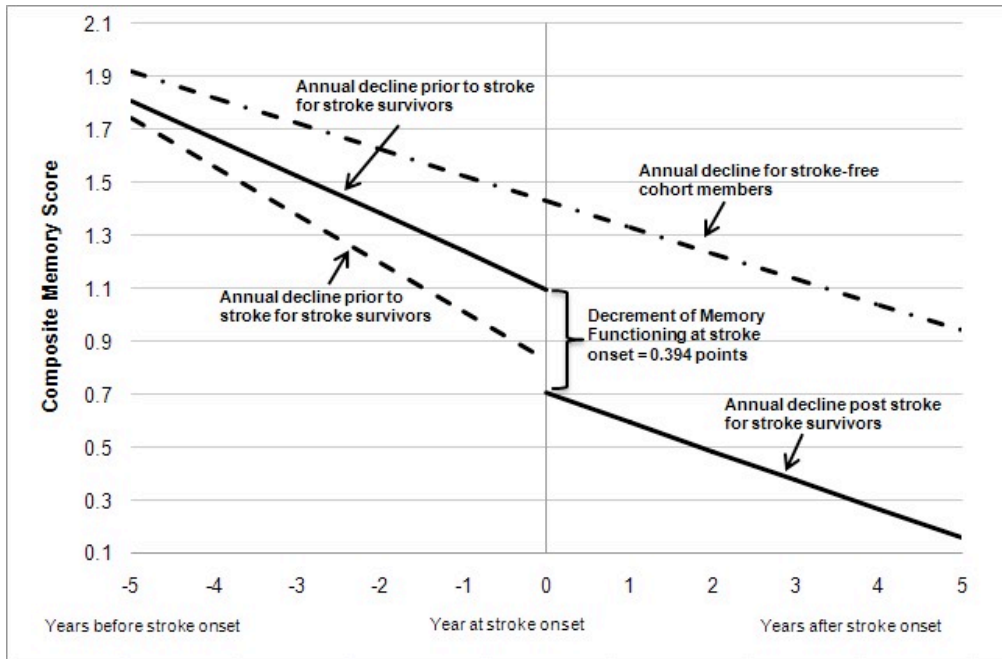


Appendix Figure 3: Trajectory of memory score for all participants who survived for at least 4 years after stroke.

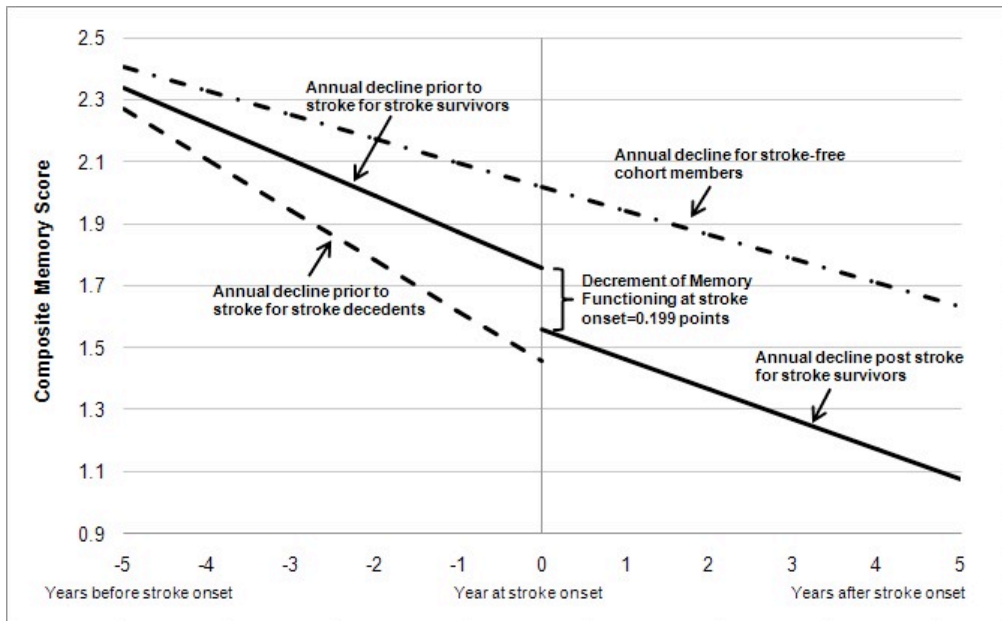


Online Appendix 3:

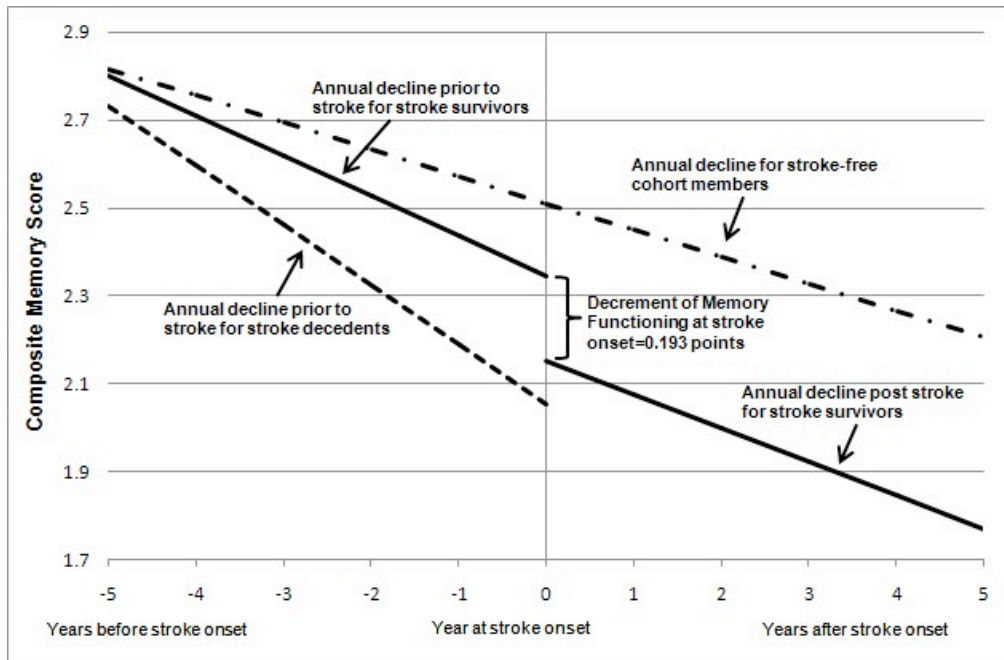
Appendix Figure 4: Trajectory of the 25th percentile of memory score among all participants



Appendix Figure 5: Trajectory of the 50th percentile of memory score among all participants



Appendix Figure 6: Trajectory of the 75th percentile of memory score among all participants



Online Appendix 4:

Appendix figure 7. Trajectory of memory score for all participants whose stroke date is not imputed

