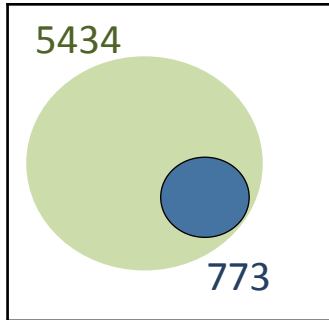


Zelda 1h



Nb of gene
containing at
least one peak
(total:61.3 Mb)

3420

Nb ZGA gene
containing at
least one peak
(total:3Mb)

266

Binomial
p.value

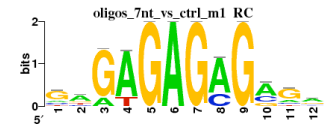
8.6e-137

Differential analysis
ZGA vs non-ZGA peaks

Logos

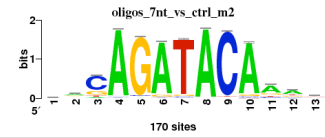
sig

peaks with site



9.97

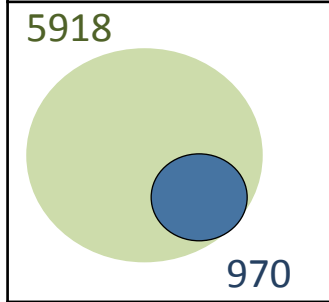
15.39%



7.20

15.91%

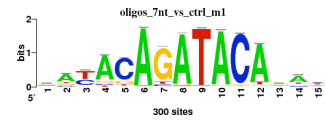
Zelda 2h



3247


295

2.3e-211



10.7

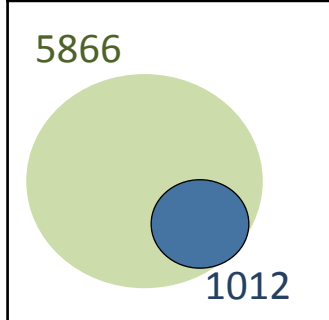
23.92%



3.36

21.65%


Zelda 3h



3144

298

2.8e-236



7.65

28.75%