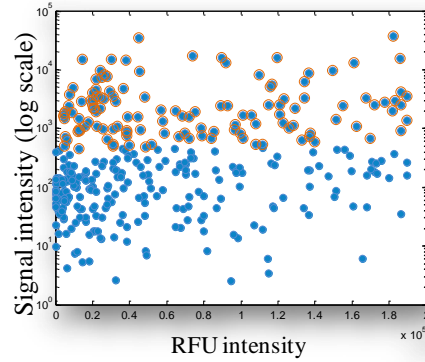
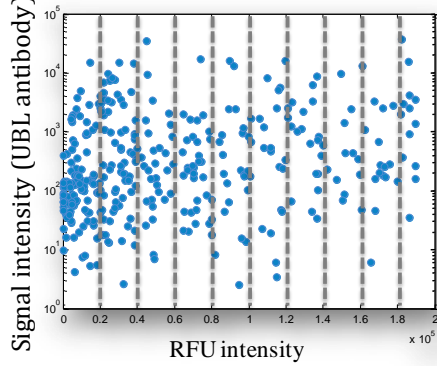
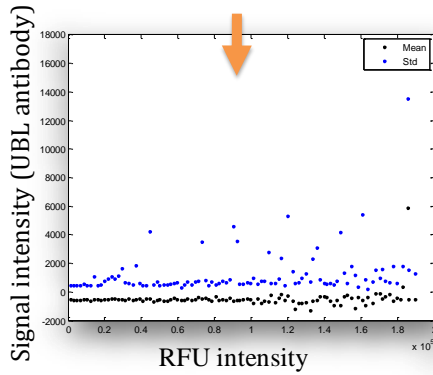


FIGURE S1

Ubiquitin



Calculate mean reactivity and SD for each bin



Selecting the proteins with $p < 0.05$

Assigning p-values for each protein based on its median reactivity and distance from the mean and std of all proteins in the same reactivity range

