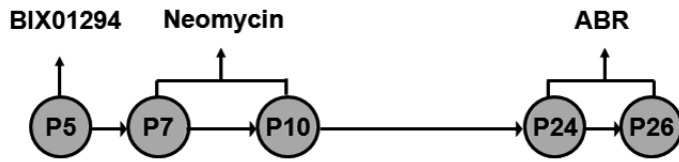
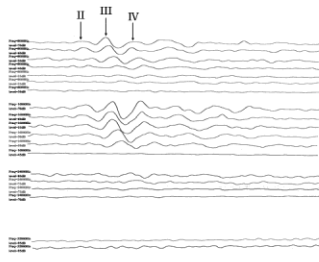


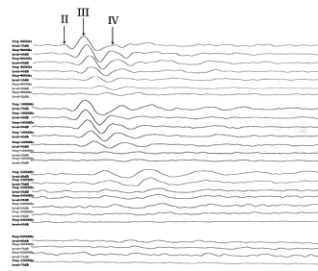
Supplementary information



Supplementary Figure 1 A schematic drawing of the *in vivo* study design as described in the Materials and Methods.



Neo



BIX

Supplementary Figure 2 The typical ABR threshold was compared between the ears with or without BIX01294 pre-treatment.