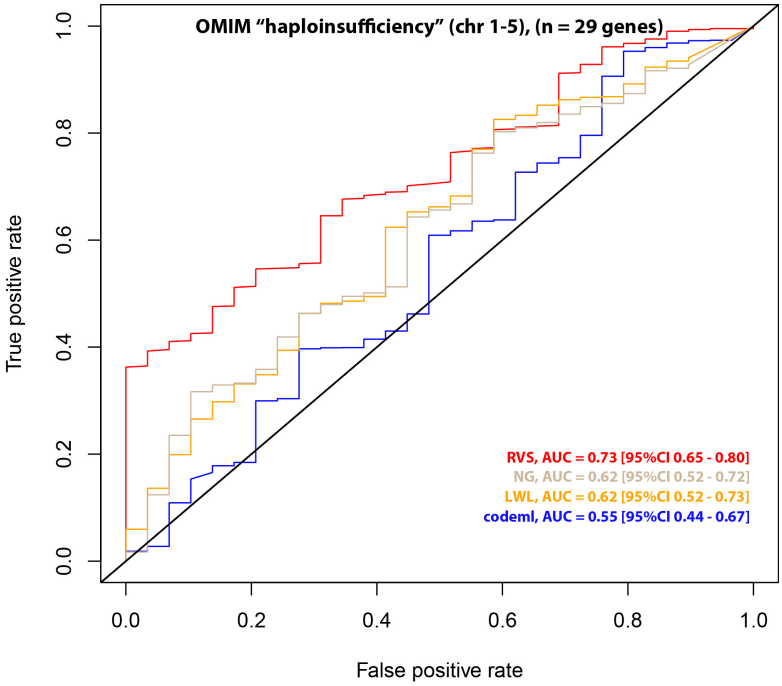
OMIM "haploinsufficiency" (chr 1-5), (n = 29 genes)
RVS, AUC = 0.73 [95%CI 0.65 - 0.80]
NG, AUC = 0.62 [95%CI 0.52 - 0.72]
LWL, AUC = 0.62 [95%CI 0.52 - 0.73]
codeml, AUC = 0.55 [95%CI 0.44 - 0.67]
True positive rate
False positive rate

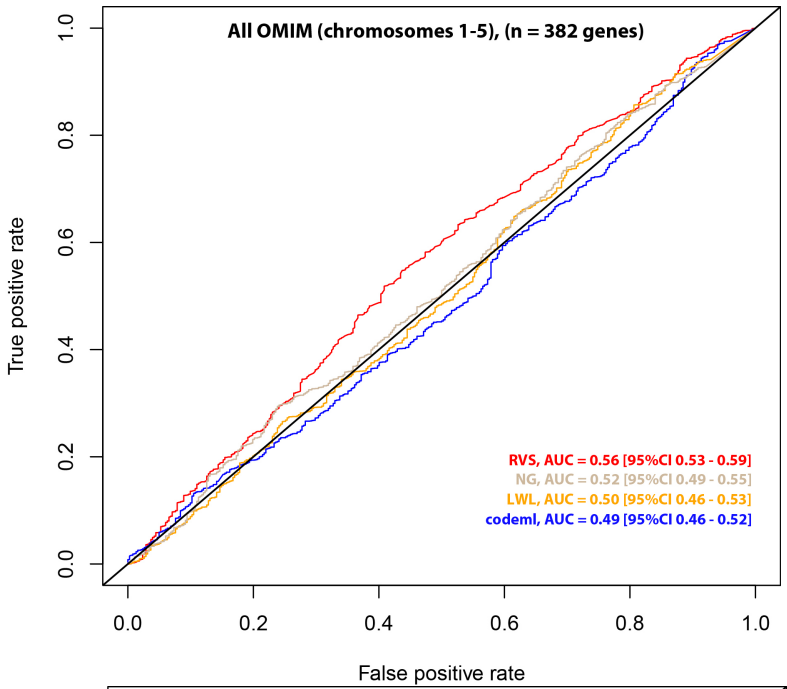
All OMIM (chromosomes 1-5), (n = 382 genes)
RVS, AUC = 0.56 [95%CI 0.53 - 0.59]
NG, AUC = 0.52 [95%CI 0.49 - 0.55]
LWL, AUC = 0.50 [95%CI 0.46 - 0.53]
codeml, AUC = 0.49 [95%CI 0.46 - 0.52]
True positive rate
False positive rate

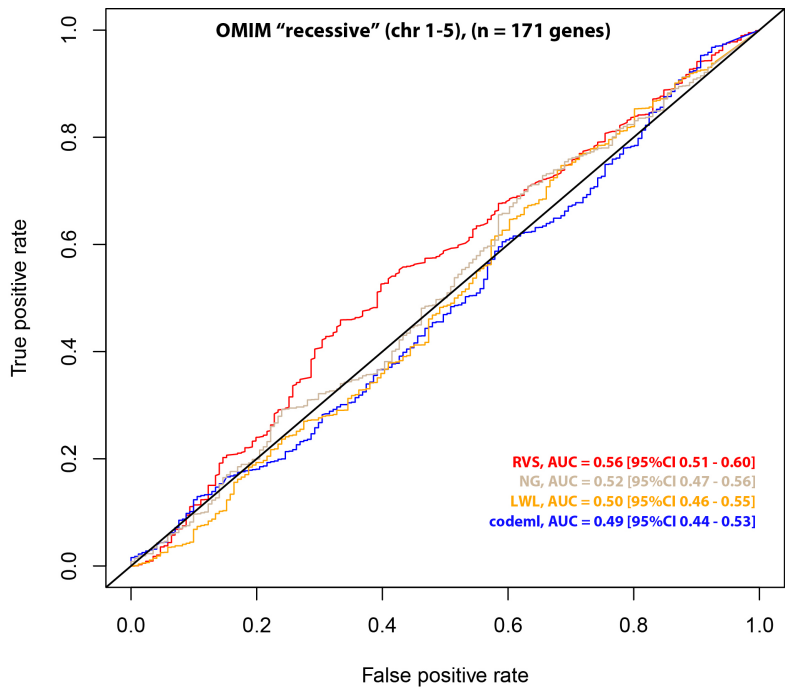
OMIM "recessive" (chr 1-5), (n = 171 genes)
RVS, AUC = 0.56 [95%CI 0.51 - 0.60]
NG, AUC = 0.52 [95%CI 0.47 - 0.56]
LWL, AUC = 0.50 [95%CI 0.46 - 0.55]
codeml, AUC = 0.49 [95%CI 0.44 - 0.53]
True positive rate
False positive rate

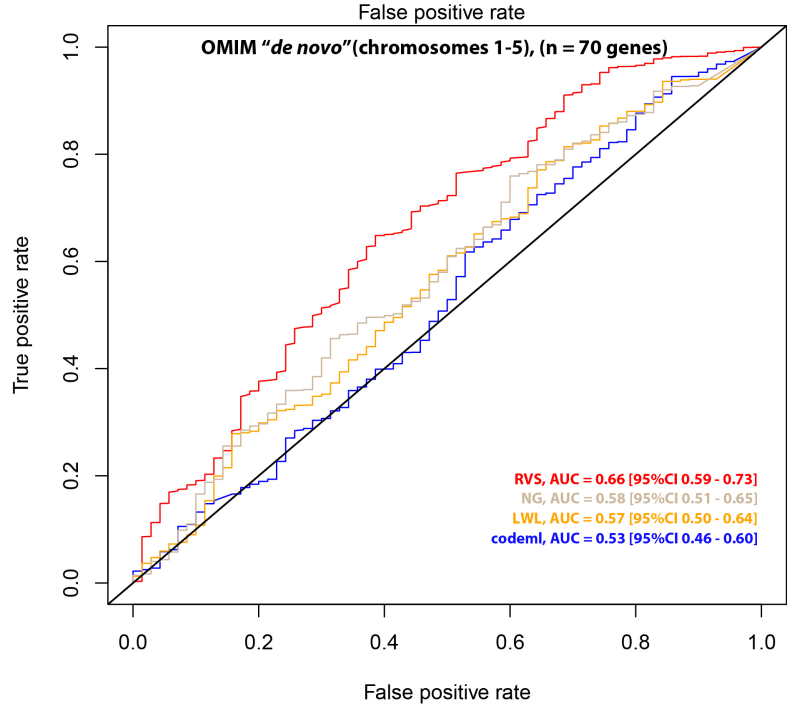
OMIM "*de novo*"(chromosomes 1-5), (n = 70 genes)
RVS, AUC = 0.66 [95%CI 0.59 - 0.73]
NG, AUC = 0.58 [95%CI 0.51 - 0.65]
LWL, AUC = 0.57 [95%CI 0.50 - 0.64]
codeml, AUC = 0.53 [95%CI 0.46 - 0.60]
True positive rate
False positive rate

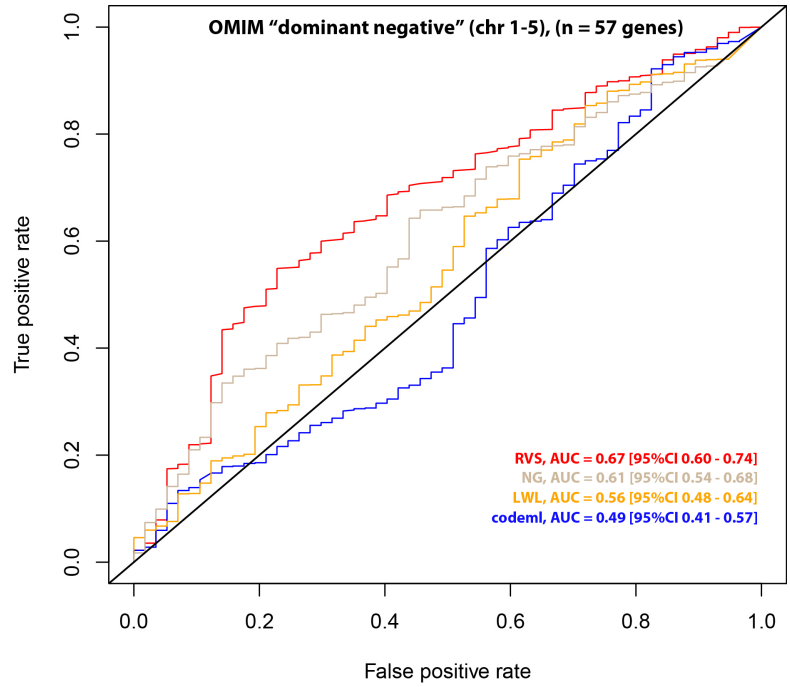
OMIM "dominant negative" (chr 1-5), (n = 57 genes)
RVS, AUC = 0.67 [95%CI 0.60 - 0.74]
NG, AUC = 0.61 [95%CI 0.54 - 0.68]
LWL, AUC = 0.56 [95%CI 0.48 - 0.64]
codeml, AUC = 0.49 [95%CI 0.41 - 0.57]
True positive rate
False positive rate

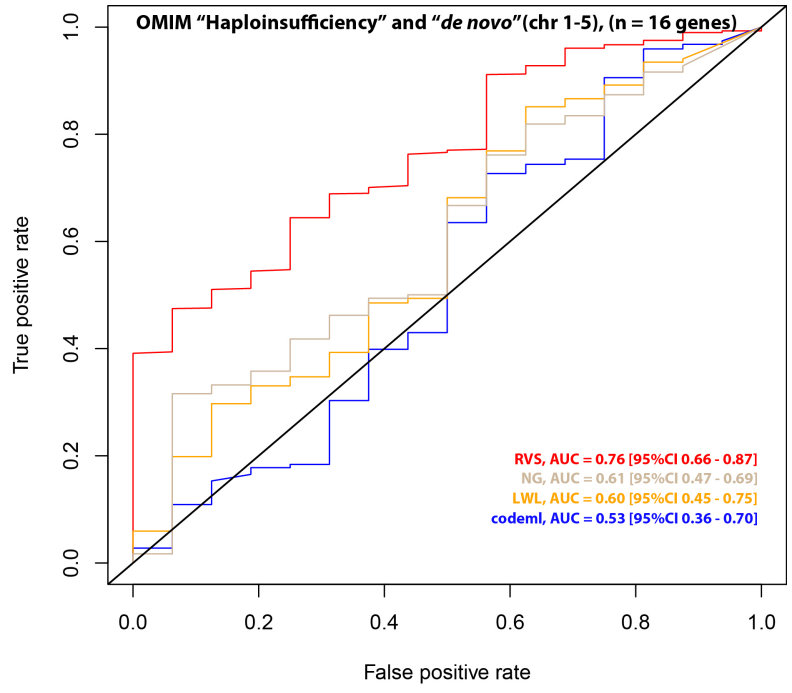
OMIM "Haploinsufficiency" and "*de novo*"(chr 1-5), (n = 16 genes)
RVS, AUC = 0.76 [95%CI 0.66 - 0.87]
NG, AUC = 0.61 [95%CI 0.47 - 0.69]
LWL, AUC = 0.60 [95%CI 0.45 - 0.75]
codeml, AUC = 0.53 [95%CI 0.36 - 0.70]
True positive rate
False positive rate

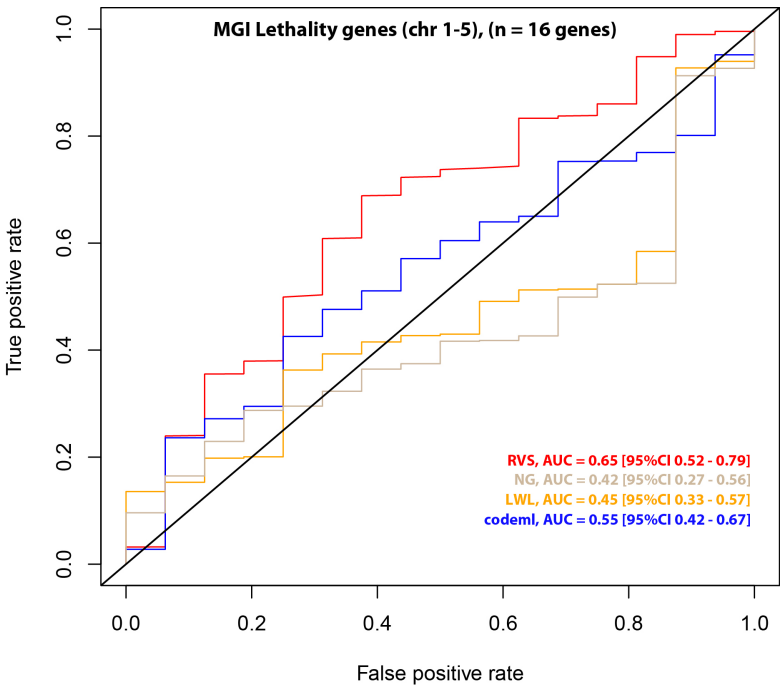
MGI Lethality genes (chr 1-5), (n = 16 genes)
RVS, AUC = 0.65 [95%CI 0.52 - 0.79]
NG, AUC = 0.42 [95%CI 0.27 - 0.56]
LWL, AUC = 0.45 [95%CI 0.33 - 0.57]
codeml, AUC = 0.55 [95%CI 0.42 - 0.67]
True positive rate
False positive rate
0.0
0.2
0.4
0.6
0.8
1.0

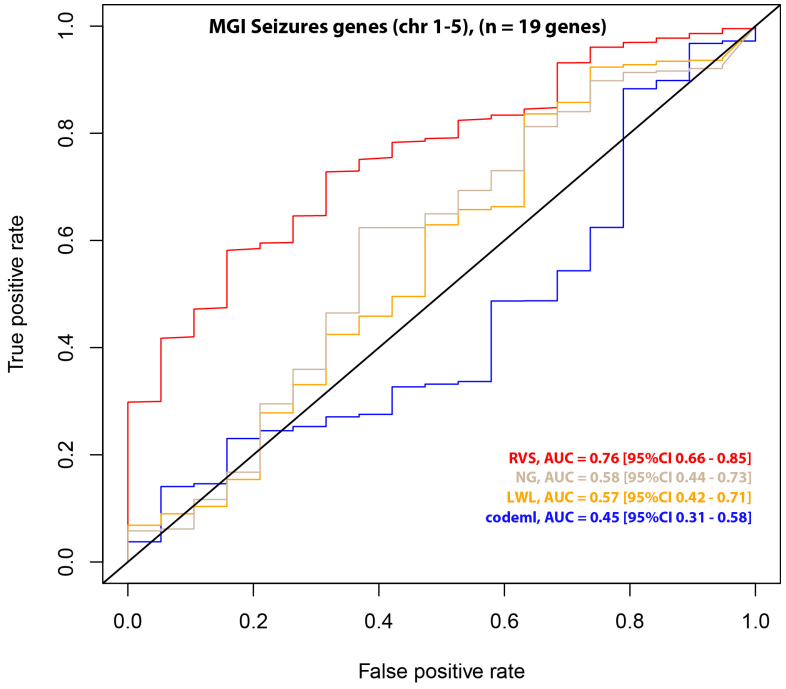
MGI Seizures genes (chr 1-5), (n = 19 genes)
RVS, AUC = 0.76 [95%CI 0.66 - 0.85]
NG, AUC = 0.58 [95%CI 0.44 - 0.73]
LWL, AUC = 0.57 [95%CI 0.42 - 0.71]
codeml, AUC = 0.45 [95%CI 0.31 - 0.58]
True positive rate
False positive rate
0.0
0.2
0.4
0.6
0.8
1.0

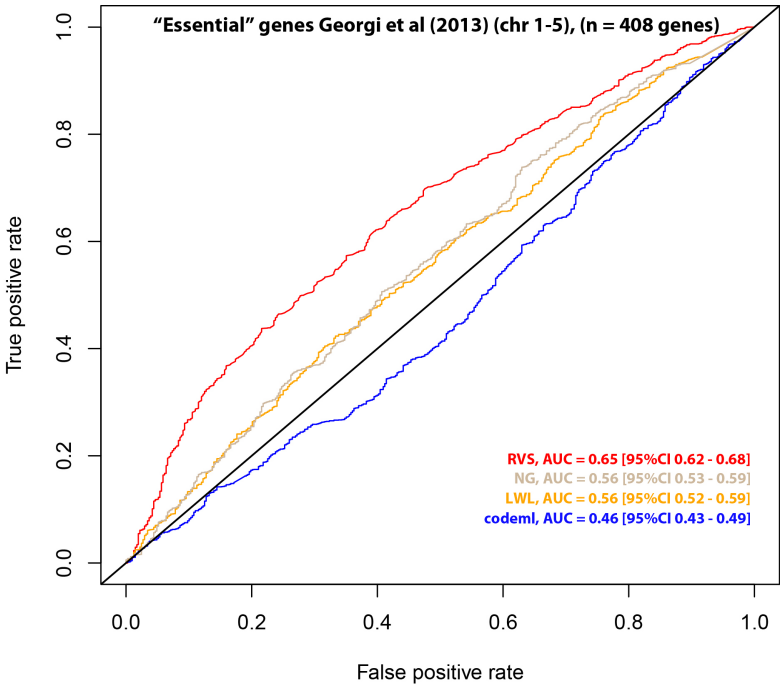
"Essential" genes Georgi et al (2013) (chr 1-5), (n = 408 genes)
RVS, AUC = 0.65 [95%CI 0.62 - 0.68]
NG, AUC = 0.56 [95%CI 0.53 - 0.59]
LWL, AUC = 0.56 [95%CI 0.52 - 0.59]
codeml, AUC = 0.46 [95%CI 0.43 - 0.49]
True positive rate
False positive rate
0.0
0.2
0.4
0.6
0.8
1.0

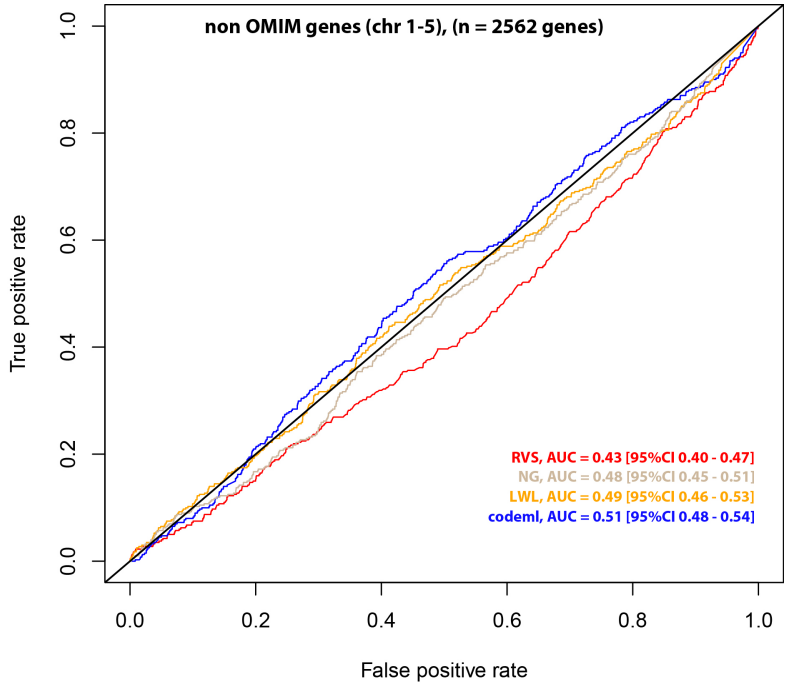
non OMIM genes (chr 1-5), (n = 2562 genes)
RVS, AUC = 0.43 [95%CI 0.40 - 0.47]
NG, AUC = 0.48 [95%CI 0.45 - 0.51]
LWL, AUC = 0.49 [95%CI 0.46 - 0.53]
codeml, AUC = 0.51 [95%CI 0.48 - 0.54]
True positive rate
False positive rate
0.0
0.2
0.4
0.6
0.8
1.0