

## Simulation

## BML Density

- Low  
 Medium  
 High

## Clustering: Bloodmeal Locations

X-axis:

Y-axis:

## Clustering: Aquatic Habitats

X-axis:

Y-axis:

## Insecticide-Treated Net (ITN)

Coverage:

Repellence:

Mortality:

## Larval Source Management (LSM)





Coverage:

Landscape Boundary:  Non-absorbing  Absorbing

## Landscape Statistics

Dimension: 40 x 40  
 Boundary: NonAbsorbing  
 Human Population: 361  
 Number of BMLs: 70  
 Number of BMLs with ITN: 35  
 Number of AHs: 200  
 Number of AHs with LSM: 60

## Landscape Legends

-  Bloodmeal Location (BML)  
 BML with ITN coverage  
 Aquatic Habitat (AH)  
 AH with LSM coverage

Save

Update

Landscape Name: AH200-BML70-SRC0.3-C0.5-R0.2-M0.0

## Landscape

