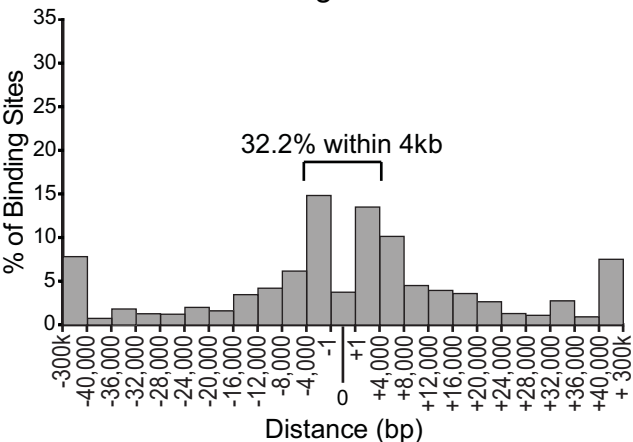
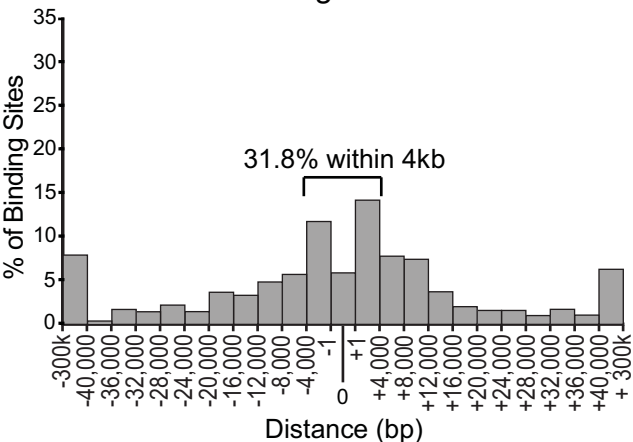


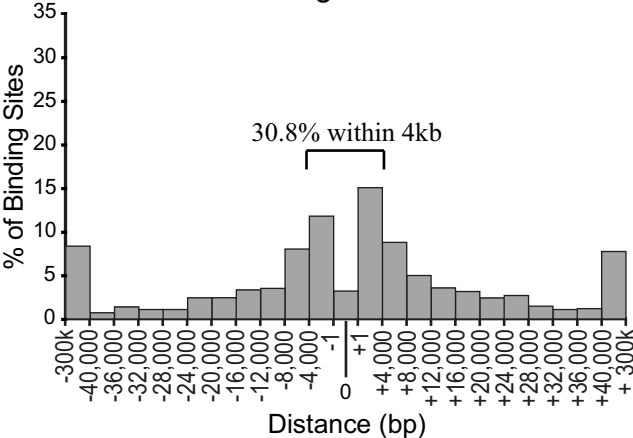
Random set #1 binding sites relative to TSS



Random set #2 binding sites relative to TSS



Random set #3 binding sites relative to TSS



Additional Figure 1 – Distribution of 3 random sets of binding sites Relative to Transcription Start Sites

Percentage of Randomly generated binding sites located at various distances from the closest transcription start site. The "0" column indicates genes where the binding site overlaps the start site. 3 sets of 513 randomly located sites having the same distribution of sizes as CUX1 binding sites were generated.