

Supplementary Material

Design, synthesis and evaluation of inhibitor of apoptosis protein (IAP) antagonists that are highly selective for the BIR2 domain of XIAP

Robert J. Ardecky,^{†a,b} Kate Welsh,^{†a} Pooi San Lee,^{a,b} Marcos González-López,^{a,b} Santhi Reddy Ganji,^{a,b} Darren Finlay,^a Palaniyandi Ramanan,^a Peter D. Mace,^a Stefan J. Riedl,^a Kristiina Vuori,^{a,b} John C. Reed,^{a,b} Nicholas D. P. Cosford^{*a,b}

^aProgram in Apoptosis and Cell Death, NCI-Designated Cancer Center and ^bConrad Prebys Center for Chemical Genomics, Sanford-Burnham Medical Research Institute, 10901 North Torrey Pines Road, La Jolla, CA 92037, USA.

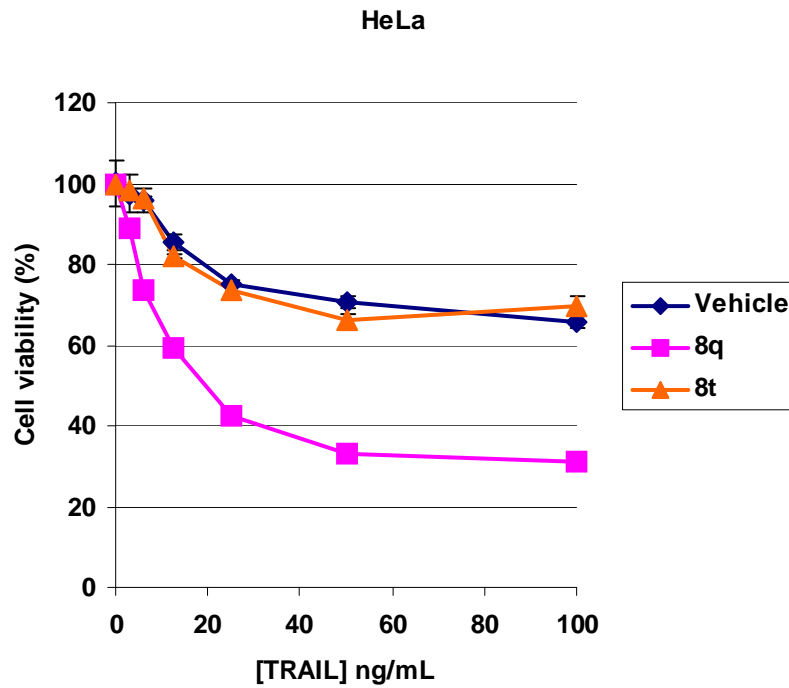


Figure S1. TRAIL-resistant HeLa cells challenged with TRAIL, or **8t** or **8q** (5 μ M) alone or in combination with TRAIL.

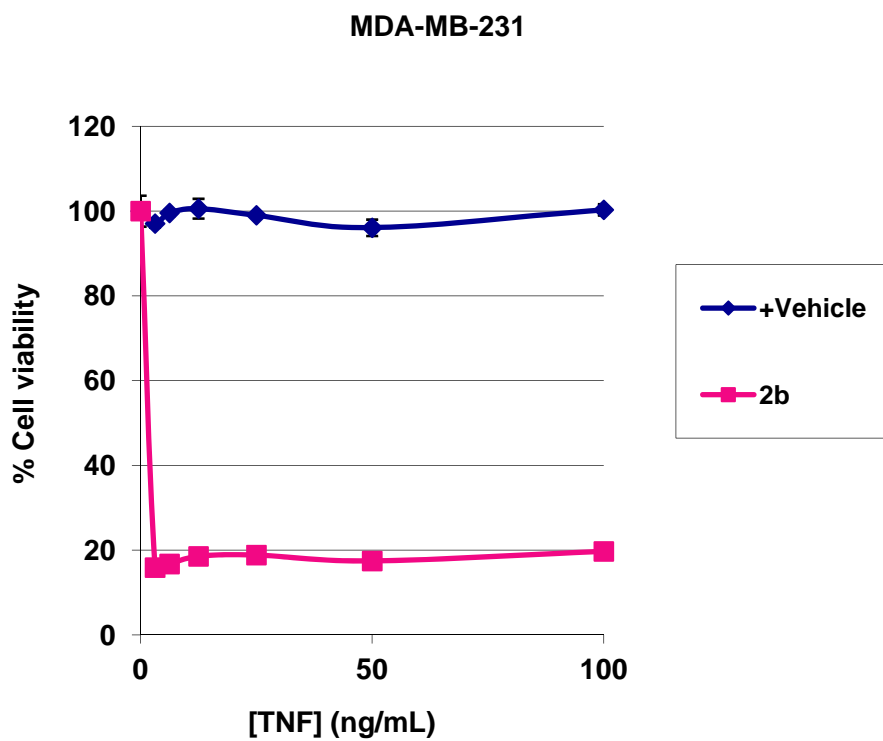
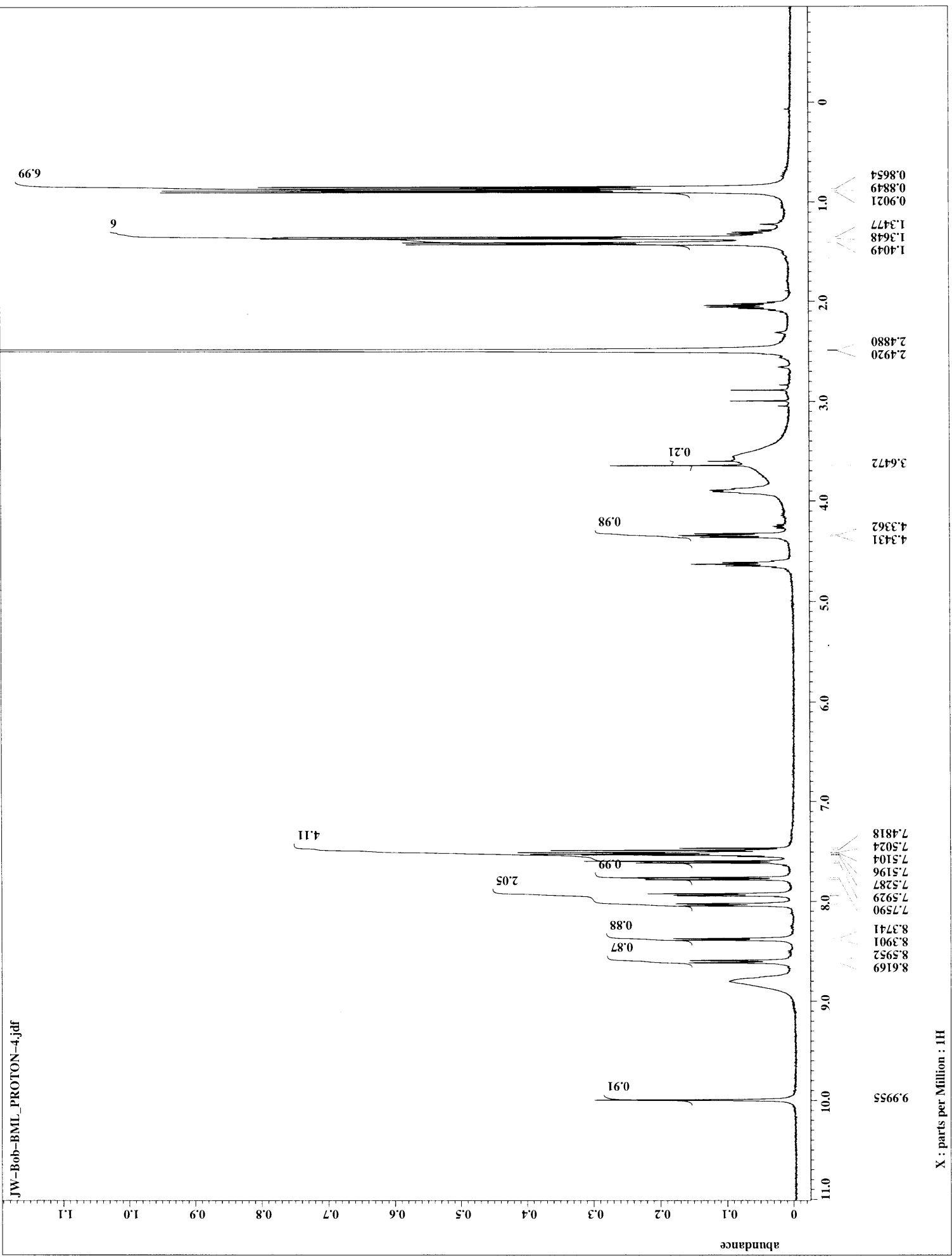



Figure S2. TRAIL-resistant MDA-MB-231 breast cancer cells challenged with TNF, or **2b** (5 μ M) alone or in combination with TNF.

Supplementary pages 3 and 4: ^1H and ^{13}C NMR spectra for compound **8q**.



JW-Eob-BML_CARBON-4.jdf



X : parts per Million : 13C