

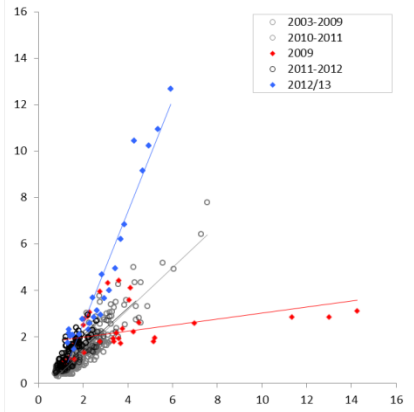
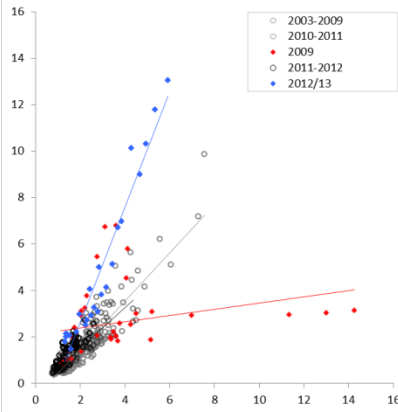
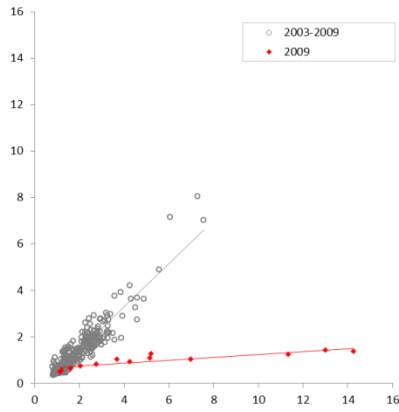
Figure S7 – Comparison of New York City emergency department (ED) influenza-like illness (ILI) syndrome surveillance and New York State Google Flu Trends (GFT) original and updated models

NYC ED ILI : original NY GFT ILI

NYC ED ILI : updated NY GFT ILI

NYC ED ILI : updated NYC GFT ILI

Observed weekly (%ILI)



GFT model weekly %ILI