



TB PAD: Fringe Diagram


Lane A - Ethambutol Test (CuSO_4)




Lane B - B-Lactam Test (CuSO_4)




Lane C - Rifampicin Test ($\text{Fe}(\text{NO}_3)_3$)




Lane D - Pyrazinamide Test (SNP)




Lane E - Isoniazid Test (NQ)




Lane F - Talc Test (Eosin Red)



Lane G - Electron Rich Phenol Test (Nitroaniline)



Lane H - Starch Test (Triiodide)



Lane I - Carbonate Test (FeCl_3)

