

Supporting information - Tracing Arab-Islamic inheritance in Madagascar: study of the Y-chromosome and mitochondrial DNA in the Antemoro.

Mélanie Capredon^{1,2,3}, Nicolas Brucato⁴, Laure Tonasso¹, Valérie Choesmel-Cadamuro¹, François-Xavier Ricaut¹, Harilanto Razafindrazaka¹, Andriamihaja Bakomalala Rakotondrabe⁵, Mamisoa Adelta Ratolojanahary⁵, Louis-Paul Randriamarolaza⁵, Bernard Champion², Jean-Michel Dugoujon¹

¹Laboratoire d'Anthropologie Moléculaire et Imagerie de Synthèse, CNRS and Université Paul Sabatier Toulouse III, UMR5288, Toulouse, France; ²Centre de recherche littéraire et historique de l'Océan Indien (CRLHOI), Département d'ethnologie, Université de La Réunion, Saint-Denis, France ; ³ Department of Pediatrics, CHU Sainte Justine, Faculty of Medecine, University of Montreal, Quebec, Canada ; ⁴ Language and Genetics Department, Max Planck Institute for Psycholinguistics, Nijmegen, The Netherlands. ; ⁵ Laboratoire d'Anthropologie Patrimoine -Transformations sociales- Transculturalité (LAP2T), Université Antananarivo, Antananarivo, Madagascar.

Table S1. Y-STR profiles in the Antemoro..... 3

Table S2. Database used for the analysis of Y haplogroup frequencies 8

Table S3. Database used for the analysis of the seven Y-STR markers 11

Table S4. JI haplotype references used for the median-joining network 13

Table S5. T1 haplotype references used for the median-joining network 14

Table S6. HVI and HVII profiles in the Antemoro 16

Table S7. Database used for HVI analysis 21

Table S8. Table of population pairwise F_{ST} values based on Y haplogroup frequencies. ... 24

Table S9. Shared haplotypes between the Ampanabaka, other Malagasy populations and the Comoros, using 17 Y-STR markers..... 28

Table S10. Shared haplotypes between the Anteony, other Malagasy populations and the Comoros, using 17 Y-STR markers 29

Table S11. Shared haplotypes between the Antalaotra, other Malagasy populations and the Comoros, using 17 Y-STR markers. 30

Figure S1. MDS plot of F_{ST} between Malagasy populations and the Comoros using NRY haplogroup frequencies (Kruskal stress: 0.172). 32

Table S12. Shared haplotypes between the Ampanabaka and the database using seven Y-STR markers 33

Table S13. Shared haplotypes between the Antalaotra and the database, using seven Y-STR markers 36

Table S14. Shared haplotypes between the Anteony and the database using seven Y-STR markers 39

<i>Figure S2. MDS plot of F_{ST} computed from Y haplogroup frequencies between the Antemoro and populations from various geographic regions (Kruskal stress =0.227). Anty: Anteony, Anta: Antalaotra, Ampa: Ampanabaka.....</i>	43
<i>Table S15. Population pairwise F_{ST} values based on HVI in our three Antemoro groups .</i>	44
<i>Figure S3. MDS plot computed from F_{ST} values between Malagasy populations, based on HVI data. Lower diagonal: F_{ST}; upper diagonal: p-values. (+) p-value significant at 1% ; (-) p-values non- significant at 1%. Kruskal stress = 0.329.</i>	47
<i>Figure S4. PCA computed from mitochondrial haplogroups frequency in Malagasy and Comoros populations. The insert showed the contribution of haplogroups to the two components.</i>	48
<i>Table S16. Shared HVI haplotypes between the Ampanabaka and the other Malagasy populations.....</i>	49
<i>Table S17. Shared HVI haplotypes between the Antalaotra and other Malagasy populations</i>	49
<i>Table S18. Shared HVI haplotypes between the Anteony and other Malagasy populations.</i>	50
<i>Table S19. Shared HVI unique haplotypes between the Ampanabaka and populations from the database.....</i>	51
<i>Table S20. Shared HVI unique haplotypes between the Antalaotra and populations from the database.....</i>	55
<i>Table S21. Shared HVI unique haplotypes between the Anteony and populations from the database</i>	59
<i>Figure S5. MDS plots of F_{ST} computed from HVI haplotypes between the Antemoro and populations from various geographic regions. (a) African populations, (b) Southeast Asian and Oceanian populations; (c) European and west Eurasian populations.....</i>	64
<i>References</i>	65

Table S1. Y-STR profiles in the Antemoro

Groupe	ID (Hg)	DYS393	DYS390	DYS 19	DYS 391	DYS385ab	DYS 439	DYS 389I	DYS 392	DYS 389II	DYS 458	DYS 437	DYS 448	YGATAH4	DYS 456	DYS 438	DYS 635
Ampnabaka	MA301 (E1b1a)	13	21	15	10	17,18	11	13	11	31	15	14	21	12	15	11	21
	MA302 (E1b1a)	13	21	15	10	16,18	11	13	11	31	15	14	21	12	15	11	21
	MA303 (E1b1a)	13	21	15	10	16,18	11	13	11	31	15	14	21	12	15	11	21
	MA304 (E1b1a)	14	21	17	10	17,19	12	13	11	30	17	13	21	11	15	11	21
	MA306 (E1b1a)	13	21	15	10	17,18	12	13	11	31	15	14	21	13	15	11	21
	MA307 (O1a2)	13	23	15	10	13,14	11	12	14	28	17	14	16	11	15	10	22
	MA309 (E1b1a)	13	21	15	10	17,18	11	13	11	31	15	14	21	12	15	11	21
	MA310 (E1b1a)	13	21	15	10	16,18	11	13	11	31	15	14	21	12	15	11	21
	MA311 (E1b1a)	13	21	15	11	16,18	11	13	11	30	16	14	21	12	16	11	21
	MA312 (E1b1a)	13	21	15	10	16,18	11	13	11	31	15	14	21	12	15	11	21
	MA313 (E1b1a)	13	21	15	10	17,17	13	13	11	31	16	14	21	13	15	11	22
	MA314 (E1b1a)	13	21	15	10	17,18	11	13	11	31	15	14	21	12	15	11	21
	MA315 (E1b1a)	13	21	15	10	17,18	11	13	11	31	15	14	21	12	15	11	21
	MA316 (E1b1a)	13	21	15	10	16,2	12	13	11	31	18	14	21	13	15	11	22
	MA319 (E1b1a)	13	22	15	10	16,17	12	14	12	33	17	14	21	10	15	11	21
	MA321 (E1b1a)	13	21	15	10	14,18	12	14	11	32	15	14	20	11	15	11	21
	MA322 (E1b1a)	13	21	15	11	16,17	11	13	11	31	16	14	21	12	15	11	21
	MA323 (O1a2)	14	23	15	10	13,14	11	12	14	28	18	14	16	12	16	10	21
	MA325 (E1b1a)	14	21	17	11	15,19	12	13	11	31	17	13	21	11	15	11	21
	MA326 (E1b1a)	14	21	15	11	15,2	13	13	11	30	16	14	21	11	15	11	23
	MA327 (E1b1a)	13	21	15	10	16,18	11	13	11	30	15	14	21	12	15	11	21
	MA328 (O1a2)	13	23	16	10	14,15	11	12	14	29	19	14	16	12	15	10	22
	MA329 (E1b1a)	13	21	15	10	16,18	11	13	11	31	15	14	21	12	15	11	21
	MA330 (O1a2)	13	23	16	10	13,14	11	12	14	28	18	14	16	12	15	10	21
	MA332 (E1b1a)	13	21	15	11	16,17	11	13	11	31	16	14	21	12	15	11	22

	MA333 (E1b1a)	13	21	15	10	17,18	11	13	11	31	15	14	22	12	15	11	21
	MA334 (E1b1a)	14	21	15	10	16,18	12	13	11	31	17	14	21	12	16	11	21
	MA335 (E1b1a)	13	21	15	10	17,18	11	13	11	31	15	14	21	12	15	11	21
	MA337 (O1a2)	13	23	16	10	14,15	11	13	13	29	21	14	16	11	15	10	22
	MA338 (E1b1a)	13	21	15	10	17,18	11	13	11	31	15	14	21	12	15	11	22
	MA339 (O1a2)	13	23	15	10	13,14	11	12	14	28	17	14	16	11	15	10	22
	MA342 (B2a)	13	24	15	10	11,11	11	14	11	33	17	14	22	12	13	10	17
	MA343 (E1b1a)	14	21	15	11	15,2	13	13	11	30	16	14	21	12	15	11	23
	MA344 (E1b1a)	14	21	16	10	17,19	12	13	11	30	16	13	19	11	15	11	21
	MA345 (O1a2)	13	22	15	10	13,15	12	12	14	28	18	14	16	11	15	10	22
	MA346 (E1b1a)	15	21	15	11	16,16	13	13	11	30	17	14	21	11	15	11	22
	MA347 (E1b1a)	13	21	15	10	17,17	11	13	11	31	15	14	21	12	15	11	21
	MA348 (E1b1a)	13	21	15	10	17,18	11	13	11	31	15	14	21	12	14	12	21
	MA350 (E1b1a)	13	21	15	10	18,18	11	13	11	30	15	14	21	12	15	11	21
	MA351 (E2b)	13	24	14	11	14,18	11	12	11	28	17	14	19	11	15	11	25
	MA352 (J2b)	13	24	15	11	13,17	12	12	11	29	16	15	18	11	13	9	21
	MA354 (E1b1a)	14	21	14	11	16,16	12	13	11	30	18	14	21	11	16	11	21
	MA355 (E1b1a)	13	21	15	10	17,18	11	13	11	31	15	14	21	12	15	11	21
	MA356 (E1b1a)	13	21	15	10	16,16	12	14	11	32	16	14	21	12	15	11	22
	MA357 (B(xB2a))	13	23	15	11	12,12	11	11	11	26	15	14	19	12	15	10	19
	MA358 (E1b1b1)	13	24	13	10	16,18	12	14	11	31	16	14	20	12	17	10	21
Anteony	MA359 (J1(xJ1a,J1b))	12	23	15	10	13,18	11	13	11	29	18*	14	20	11	15	10	20
	MA360 (T1)	13	23	15	10	14,16	11	13	13	30	16	14	19	12	15	9	22
	MA361 (J1(xJ1a,J1b))	12	23	15	10	13,18	13	13	11	29	18*	14	20	11	15	10	20
	MA362 (J1(xJ1a,J1b))	12	23	15	10	13,18	11	13	11	29	18*	14	20	11	15	10	20
	MA363 (J1(xJ1a,J1b))	12	23	15	10	13,18	11	13	11	29	18*	14	20	11	15	10	20
	MA364 (J1(xJ1a,J1b))	12	23	15	10	13,18	11	13	11	29	18*	14	20	11	15	10	20

MA365 (T1)	13	23	15	10	14,16	11	13	13	30	16	14	19	12	15	9	22
MA366 (T1)	13	23	15	10	14,16	11	13	13	30	16	14	19	12	15	9	22
MA369 (J1(xJ1a,J1b))	12	23	15	10	13,18	11	13	11	29	18*	14	20	11	15	10	20
MA370 (J1(xJ1a,J1b))	12	23	15	10	13,18	11	13	11	29	18*	14	20	11	15	10	20
MA373 (T1)	13	23	15	10	14,16	11	13	13	30	16	14	19	12	15	9	22
MA376 (J1(xJ1a,J1b))	12	23	15	10	13,18	11	13	11	29	18*	14	20	11	15	10	20
MA377 (T1)	13	23	15	10	14,16	11	13	13	30	16	14	19	12	15	9	22
MA378 (T1)	13	23	15	10	14,16	11	13	13	30	16	14	19	12	15	9	21
MA379 (T1)	13	23	15	10	14,16	11	14	13	31	16	14	19	12	15	9	22
MA380 (T1)	13	23	15	10	15,16	11	14	13	31	16	14	19	12	15	9	23
MA381 (T1)	13	23	15	10	14,16	11	13	13	30	16	14	19	12	14	9	21
MA382 (E1b1a)	14	21	17	10	15,16	12	13	11	30	16	14	21	11	17	11	23
MA383 (T1)	13	23	15	10	14,16	11	14	13	31	16	14	19	12	15	9	22
MA384 (J1(xJ1a,J1b))	12	23	15	10	13,18	11	13	11	29	18*	14	20	11	15	10	20
MA385a (E1b1a)	14	21	17	10	15,17	12	13	11	30	16	14	21	11	16	11	23
MA387 (T1)	13	23	15	10	14,16	11	14	13	31	16	14	19	12	15	9	22
MA388 (T1)	13	23	16	10	14,15	12	14	13	31	16	14	19	12	15	9	22
MA390 (T1)	13	23	15	10	14,16	11	13	13	30	16	14	19	12	15	9	22
MA391 (E1b1b1)	13	24	13	10	15,19	11	13	11	30	16	14	20	12	17	10	23
MA392 (T1)	13	23	15	10	14,16	11	13	13	29	16	14	19	12	15	9	22
MA393 (T1)	13	23	15	10	14,16	11	13	13	30	16	14	19	12	15	9	22
MA395 (T1)	13	23	15	10	14,16	12	13	13	30	16	14	19	12	15	9	22
MA396 (E1b1a)	13	22	15	10	16,18	12	14	12	33	17	14	21	10	15	11	21
MA397 (O2a1)	14	25	15	11	20,21	12	13	13	29	16	14	18	11	16	10	25
MA399 (T1)	13	23	15	10	14,16	11	13	13	30	16	14	19	12	15	9	22
MA400 (T1)	13	23	15	10	14,16	11	13	13	30	16	14	19	12	15	9	21
MA404 (T1)	13	23	15	10	14,16	11	14	13	31	16	14	19	12	15	9	22

	MA405 (T1)	13	24	15	10	14,16	11	14	13	31	16	14	19	12	15	9	22
	MA407 (E1b1a)	13	21	15	10	17,18	11	13	11	31	15	14	21	11	15	11	21
	MA408 (O2a1)	14	25	15	11	15,2	12	13	13	29	15	14	18	11	14	10	22
	MA409 (T1)	13	23	16	10	14,16	11	14	13	31	16	14	19	12	15	9	22
	MA410 (T1)	13	23	15	10	14,16	11	14	13	31	16	14	19	12	15	9	22
	MA411 (J1(xJ1a,J1b))	12	23	15	10	13,18	11	13	11	29	18*	14	20	11	15	10	21
	MA412 (E1b1a)	13	21	15	11	16,17	11	13	11	31	18	14	21	11	15	11	21
Antalaotra	MA416 (O2a1)	13	25	15	11	16,21	12	13	13	29	16	14	18	11	16	10	25
	MA417 (O1a2)	13	23	16	10	13,13	11	12	14	28	15	14	16	12	15	10	22
	MA418 (E1b1a)	14	21	17	10	18,18	13	13	11	30	17	14	21	11	15	11	21
	MA419 (O2a1)	13	25	14	12	16,21	12	13	13	29	16	14	18	11	16	10	25
	MA420 (O2a1)	14	25	15	11	16,23	12	13	13	29	16	14	18	11	16	10	25
	MA421 (J2b)	13	24	15	10	13,17	11	12	11	29	16	15	18	11	13	9	21
	MA422 (E2b)	13	25	14	11	13,19	11	12	11	28	16	14	19	11	15	11	25
	MA423 (E2b)	13	25	14	11	13,19	11	12	11	28	17	14	19	11	15	11	25
	MA424 (J2b)	13	24	15	11	13,18	12	12	11	29	16	15	18	11	13	9	21
	MA425 (E1b1a)	13	21	15	11	16,17	11	13	11	31	18	14	21	11	15	11	21
	MA426 (E2b)	13	25	14	11	13,19	11	12	11	28	17	14	19	11	15	11	25
	MA429 (E2b)	13	25	14	12	13,19	11	12	11	28	17	14	19	11	14	11	26
	MA430 (E2b)	13	25	14	11	13,19	11	12	11	28	17	14	19	11	15	11	24
	MA431 (J1(xJ1a,J1b))	12	23	15	10	13,18	11	13	11	29	18*	14	20	11	15	10	20
	MA433 (J2b)	13	24	15	11	13,18	12	12	11	30	16	15	18	11	13	9	21
	MA435 (J1(xJ1a,J1b))	12	23	15	10	13,19	11	13	11	29	18*	14	20	11	15	10	20
	MA436 (O2a1)	14	24	15	11	16,21	12	13	13	29	16	14	18	11	16	10	25
	MA437 (O1a2)	13	23	16	10	15,15	11	12	14	28	19	14	16	12	16	10	22
	MA438 (J1(xJ1a,J1b))	12	23	15	10	13,19	11	13	11	29	18*	14	20	11	15	10	20
	MA439 (E2b)	13	25	14	11	13,19	11	12	11	28	17	14	19	11	15	11	25

MA440 (O2a1)	13	25	15	11	16,21	12	13	13	29	17	14	18	11	16	10	25
MA441 (O2a1)	14	25	16	11	16,21	12	13	13	29	16	14	18	11	16	10	25
MA442 (O2a1)	14	24	15	11	16,21	12	13	13	29	16	14	18	11	16	10	25
MA443 (O2a1)	14	25	15	11	16,21	12	13	13	29	16	14	18	11	16	10	25
MA444 (O1a2)	13	23	15	10	13,14	11	12	14	28	19	14	16	12	16	10	21
MA446 (T1)	13	23	15	10	14,16	11	13	13	30	17	14	19	12	15	9	22
MA447 (O1a2)	13	23	16	10	13,13	11	12	14	28	15	14	16	12	16	10	22
MA448 (O1a2)	13	23	16	10	13,13	11	12	14	28	15	14	16	12	16	10	21
MA450 (J1(xJ1a,J1b))	12	23	15	10	13,18	11	13	11	29	18*	14	20	11	15	10	20
MA451 (O1a2)	13	23	17	10	13,14	11	12	14	30	19	14	16	12	16	10	22
MA452 (O2a1)	13	23	16	10	13,14	11	12	14	29	19	14	16	12	16	10	21
MA453 (O2a1)	13	25	15	11	16,21	12	13	13	29	16	14	18	11	16	10	24
MA454 (R1a)	13	25	16	11	12,13	10	13	11	30	16	14	19	13	15	11	23
MA455 (O2a1)	13	25	15	11	16,2	12	13	13	29	16	14	18	11	16	10	25
MA456 (O1a2)	13	23	15	10	13,13	11	12	14	28	15	14	16	12	16	10	21
MA458 (T1)	13	23	15	10	14,16	11	13	13	30	17	14	19	12	15	9	22
MA459 (J1(xJ1a,J1b))	12	23	15	10	11,19	11	13	11	29	18*	14	20	11	15	10	20
MA460 (T1)	13	23	15	10	14,16	11	14	13	31	16	14	19	12	15	9	21
MA462 (J1(xJ1a,J1b))	12	23	15	10	13,18	11	13	11	29	18*	14	20	11	15	10	20
MA463 (O2a1)	14	25	15	11	16,21	12	13	13	29	16	14	18	11	17	10	23
MA465 (J1(xJ1a,J1b))	12	23	15	10	13,18	11	13	11	29	18*	14	20	11	15	10	20
MA468 (T1)	13	23	15	10	14,16	11	14	13	31	16	14	19	12	15	9	22
MA469 (E1b1a)	14	21	15	10	15,19	14	13	11	30	16	14	21	12	15	11	21

*DYS438 :18/19 variants not tested

Table S2. Database used for the analysis of Y haplogroup frequencies

Geographic group	Population	n	References
Africa CWS	Angola Cabinda	74	[1]
Africa CWS	Angola Nyaneka-Nkumbi	75	[2]
Africa CWS	Angola Ovimbudu	96	[2]
Africa CWS	DRC (Pygmées Mbuti)	99	[3]
Africa CWS	South Africa!Kung	100	[3]
Africa CWS	South AfricaKhwe	101	[3]
Africa CWS	Rwanda Hutu	98	[4]
Africa CWS	Rwanda Tutsi	100	[4]
Africa CWS	Eastern Zambia	69	[5]
Africa CWS	Western Zambia Bantu west	197	[5]
Africa CWS	Western Zambia Bantu east	283	[5]
Africa CWS	Equatorial Guinea(estimation)	101	[6]
Africa CWS	Benin	78	[7]
Africa CWS	Burkina Faso Fulbe	100	[3]
Africa CWS	Burkina Faso Mossi	99	[3]
Africa CWS	Burkina Faso Rimaibe	99	[3]
Africa CWS	Cameroon Bakola	100	[3]
Africa CWS	Cameroon Bamileke	100	[3]
Africa CWS	Cameroon Daba	100	[3]
Africa CWS	Cameroon Ewondo	100	[3]
Africa CWS	Cameroon Fali	100	[3]
Africa CWS	Cameroon Fulbe	101	[3]
Africa CWS	Cameroon various Adamawa	102	[3]
Africa CWS	Cameroon various Chadic	102	[3]
Africa CWS	Cameroon Nilo-Sahara	99	[3]
Africa CWS	Cameroon Tali	101	[3]
Africa CWS	Cameroon Uldeme	100	[3]
Africa CWS	Central Africa Republic Lissongo	140	[3]
Africa CWS	Cabo Verde Northern	101	[8]
Africa CWS	Cabo Verde Southern	100	[8]
Africa CWS	Benin Fon	100	[4]
Africa CWS	Cameroon Bantu	99	[4]
Africa CWS	Senegal various	139	[9]
Eastern Africa	Tanzania Datoga	101	[10]
Eastern Africa	Tanzania Hadzabe	99	[10]
Eastern Africa	Kenya Bantu	81	[4]
Eastern Africa	Tanzania Wairak	100	[4]
Eastern Africa	Somalia various Danish	196	[11]
Eastern Africa	Kenya	79	[12]
Eastern Africa	Karamoja, Uganda	118	[13]
Eastern Africa	Kenya Maasai	79	[5]
Eastern Africa	Ethiopia Jew	101	[3]

Eastern Africa	Ethiopia Amhara	48	[9]
Eastern Africa	Ethiopia Oromo	78	[9]
Eastern Africa	Ethiopia Omo valley	98	[5]
Eastern Africa	Somalia	201	[14]
Northern Africa	Namibia	136	[12]
Northern Africa	Egypt	147	[14]
Northern Africa	Algeria various	100	[15]
Northern Africa	Lybia Arabs (estimation)	51	[16]
Northern Africa	Morocco Arabs	100	[3]
Northern Africa	Morocco Berbers	101	[3]
Northern Africa	Morocco	312	[17]
Northern Africa	Tunisia	148	[18]
Southern Asia	Pakistan	176	[14]
Southern Asia	Naikpod	68	[19]
Southern Asia	Andh	53	[19]
Southern Asia	Pardhan	128	[19]
Southern Asia	Mahadeokoli	50	[20]
Southern Asia	Thakar	48	[20]
Southern Asia	Muslim Shia	161	[21]
Southern Asia	Muslim Sunni	129	[21]
Southern Asia	Northern India	80	[22]
Southern Asia	Northeastern India	87	[22]
Southern Asia	Eastern India	128	[22]
Southern Asia	Southern India	303	[22]
Southern Asia	Central India	71	[22]
Southern Asia	Western India	59	[22]
Western Europe	Northern Portugal	60	[23]
Western Europe	Southern Portugal	78	[23]
Western Europe	Portugueses Jew	86	[24]
Western Europe	France	57	(Balaresque, unpublished)
Western Europe	Basque	116	[23]
Western Europe	East Andalusia	95	[23]
Western Europe	Galicia	88	[23]
Western Europe	Northwestern Castilla	100	[23]
West Indian Ocean islands	Antandroy	46	[25]
West Indian Ocean islands	Antanosy	47	[25]
West Indian Ocean islands	Comoros	381	[26]
West Indian Ocean islands	Mikea Mikea-vezo	59	[27]
West Indian Ocean islands	Vezo Northern Tulear	16	[27]
West Indian Ocean islands	Vezo Southern Tulear	32	[27]
West Indian Ocean islands	Highlands Madagascar	35	[28]

Middle East	Israel Druzes Galilee	173	[29]
Middle East	Palestinian	290	[17]
Middle East	Koweït Bedouins	148	[30]
Middle East	Soqotra various	63	[31]
Middle East	Saudi Arabia	157	[14]
Middle East	Qatar	72	[14]
Middle East	UAE	164	[32]
Middle East	Oman	121	[32]
Middle East	Yemen	62	[32]
Middle East	Liban	916	[33]
Middle East	Jordan	146	[34]
Middle East	Irak	203	[35] [36]
Middle East	Iran	150	[37]
Middle East	Syrians	518	[17] [38]
Middle East	Iranians	324	[39]
Middle East	Cypriots	165	[38]
Middle East	Turks various	58	[35]
Middle East	Turks Anatolie	488	[40]
Oceania	Vanuatu-Maewo	44	[41]
Oceania	South western New Guinea Una	46	[42]
Oceania	Papouasie New Guinea Trobriand	53	[42]
Oceania	Papouasie New Guinea Kapuna	46	[42]
Oceania	Cook	66	[42]
Oceania	Futuna	50	[42]
Oceania	Fidji	94	[42]
Oceania	Tuvalu	100	[42]
Oceania	Western Samoa	61	[42]
Southern Asia	Nias	407	[43]
Southern Asia	Philippines	48	[41]
Southern Asia	Vietnam	70	[41]
Southern Asia	Bali	641	[41]
Southern Asia	Java	61	[41]
Southern Asia	Bornéo	86	[41]
Southern Asia	Nias	60	[41]
Southern Asia	Mentawai	74	[41]
Southern Asia	Flores	394	[41]
Southern Asia	Sulawesi	54	[41]
Southern Asia	Sumba	350	[41]
Southern Asia	Lembata	92	[41]
Southern Asia	Adonara (Austronesian language)	96	[44]
Southern Asia	Flores (Austronesian language)	71	[44]
Southern Asia	Solor (Austronesian language)	43	[44]
Southern Asia	Sumatra	56	[42]
Southern Asia	Java	53	[42]
Southern Asia	Negritos	180	[45]

Southern Asia	Non Negritos	210	[42]
Southern Asia	Malaysia	32	[41]

Table S3. Database used for the analysis of the seven Y-STR markers

Geographic group	Population	n	References
West Indian Ocean islands	Antandroy	46	[25]
West Indian Ocean islands	Antanosy	47	[25]
West Indian Ocean islands	Antaisaka	8	[25]
West Indian Ocean islands	Merina	9	[25]
West Indian Ocean islands	Comoros	291	[26]
West Indian Ocean islands	Mikea	59	[27]
West Indian Ocean islands	Vezo Northern Tulear	16	[27]
West Indian Ocean islands	Vezo Southern Tulear	32	[27]
West Indian Ocean islands	Tsimahafotsy	5	[27]
West Indian Ocean islands	Andriana	21	[27]
Africa CWS	Equatorial Guinea	101	[6]
Africa CWS	Gabon	828	[46]
Africa CWS	Benin	78	[7]
Africa CWS	Ivory coast	90	[7]
Africa CWS	African Central Republic	165	[47]
Africa CWS	Guinea-Bissau	161	[48]
Africa CWS	Burkina Faso	323	[5]
Africa CWS	Mozambique	154	[49]
Africa CWS	Angola Nyaneka	75	[2]
Africa CWS	Angola Ovimbudu	96	[2]
Africa CWS	Angola various	65	[2]
Africa CWS	Zambia Eastern	88	[5]
Africa CWS	Zambia Western Bantu east	263	[5]
Africa CWS	Zambia Western Bantu west	192	[5]
Africa CWS	Namibia	54	[50]
Eastern Africa	Ethiopia Omo valley	67	[5]
Eastern Africa	Kenya Massai	55	[5]
Eastern Africa	Tanzania Sandawa	66	[51]
Eastern Africa	Tanzania various	132	[51]
Eastern Africa	Uganda	118	[13]
Northern Africa	Lybia	63	[16]
Northern Africa	Morocco	515	[17]
Northern Africa	Morocco Arabs various	104	[52]
Northern Africa	Mozabites	68	[53]
Northern Africa	Tunisia Sfax various	105	[54]
Middle East	Iran Iranians	128	[55]

Middle East	Druze d'Israel	234	[29]
Middle East	Liban	650	[29,33]
Middle East	Palestine	364	[17]
Middle East	Koweït	148	[30]
Middle East	Oman	99	[56]
Middle East	Saudi Arabia	106	[56]
Middle East	Yemen	104	[56]
Middle East	Dubai	217	[56]
Middle East	Iran various	104	[56]
Middle East	Cyprus	163	[33]
Middle East	Syria Syrians	161	[33]
Middle East	Turks various	140	[57]
Middle East	Turks Anatolia	520	[40]
Southern Asia	Bangladesh	284	[58]
Southern Asia	Saraswat Brahmin	122	[59]
Southern Asia	Indian Tamils Nadu	152	[60]
Southern Asia	Jat Sikhs	80	[61]
Southern Asia	India Northern	78	[22]
Southern Asia	India Eastern	127	[22]
Southern Asia	India Southern	295	[22]
Southern Asia	India Central	69	[22]
Southern Asia	India Western	59	[22]
Southern Asia	Mahadeokoli	50	[20]
Southern Asia	Thakar	48	[20]
Southern Asia	Pakistan	177	[22]
Southern Asia	Sri-Lanka	207	[62]
Western Europe	France	57	(Balaresque, unpublished)
Western Europe	Northern Portugal	60	[23]
Western Europe	Southern Portugal	78	[23]
Western Europe	Eastern Andalousia	95	[23]
Western Europe	Galiccia	89	[23]
Western Europe	Northern Castilla	130	[23]
Western Europe	Portuguses Jew	86	[24]
Southeastern Asia	Philippines	76	[63]
Southeastern Asia	Malays Singapour	180	[64]
Southeastern Asia	Malays Malaysia	334	[65]
Southeastern Asia	Iban	105	[66]
Southeastern Asia	Bidayuh	113	[66]
Southeastern Asia	Melanau	104	[66]
Southeastern Asia	Timor	113	[67]
Southeastern Asia	Flores	385	(Karafet unpublished)
Southeastern Asia	Lembata	89	(Karafet unpublished)
Southeastern Asia	Sumba	349	(Karafet unpublished)
Southeastern Asia	Vietnam	113	(Karafet unpublished)
Southeastern Asia	Bali	632	(Karafet unpublished)

Southeastern Asia	Borneo	85	(Karafet unpublished)
Southeastern Asia	Java	61	(Karafet unpublished)
Southeastern Asia	Mentawai	73	(Karafet unpublished)
Southeastern Asia	Nias	60	(Karafet unpublished)
Southeastern Asia	Thailand	41	[63]
Oceania	Oceania various	66	(Karafet unpublished)
Oceania	Papouasie New Guinea	47	(Karafet unpublished)
Oceania	Tahiti	24	(Karafet unpublished)
Oceania	Vanuatu	44	(Karafet unpublished)

Table S4. J1 haplotype references used for the median-joining network

Country	Group	n	References	
Afghanistan	Middle East	1	[25]	
Algeria	Northern Africa	23	[15]	
Saudi Arabia	Middle East	48	[14]	
Assyrian	Middle East	14	[140]	
Bali	Southern Asia	6	(Karafet unpublished)	
Cyprus	Middle East	18	[17]	
Comoros	Comoros	18	[26]	
Daghestan	Europe	87	[141]	
Egypt	Northern Africa	29	[140]	
Egypt	Northern Africa	2	[140]	
Ethiopia	Eastern Africa	21	[141]	
India	Southern Asia	2	[22]	
Iran	Middle East	4	[140]	
Irak	Middle East	11	[140]	
Irak	Middle East	15	[141]	
Israel	Middle East	32	[29]	
Israel	Middle East	19	[140]	
Italia	Europe	26	[141]	
Jordan	Middle East	35	[140]	
Koweït	Middle East	1	[30]	
Kurds	Middle East	4	[141]	
Liban	Middle East	7	[29]	
Lybia	Northern Africa	1	[16]	Estimation
Morocco	Northern Africa	9	[17]	
Morocco	Northern Africa	9	[141]	
Montenegro	Europe	2	[142]	Estimation
Oman	Middle East	37	[140]	
Oman	Middle East	19	[141]	
Pakistan	Southern Asia	4	[22]	
Palestine	Middle East	100	[17]	
Palestine	Middle East	16	[140]	
Parsi	Southern Asia	3	[141]	

Persia	Middle East	5	[141]	
Portugal	Europe	22	[141]	
Qatar	Middle East	41	[140]	
Qatar	Middle East	1	[140]	
Qatar	Middle East	20	[141]	
Saudi Arabia	Middle East	4	[140]	
Serbia	Europe	1	[142]	Estimation
Sudan	Eastern Africa	26	[141]	
Syria	Middle East	62	[140]	
Syria	Middle East	8	[140]	
Syria	Middle East	38	[17]	
Syria	Middle East	9	[29]	
Tunisia	Northern Africa	17	[141]	
Turkey	Middle East	18	[40]	
UAE	Middle East	57	[140]	
Yemen	Middle East	42	[140]	
Yemen	Middle East	3	[140]	

Table S5. T1 haplotype references used for the median-joining network

Country	Group	n	References	
Angola	Subsaharan Africa	1	[143]	Estimation
Argentina-(Native-American)	America	1	[144]	
Belgium	Europe	1	(Decorte <i>et al.</i> 2004 YHRD)	
Brazil– Alagoas (Admixed-Brazilian)	America	10	(Azevedo 2009 YHRD)	
British non Jefferson	Europe	2	[145]	
China	Eastern Asia	1	[146]	
China	Eastern Asia	1	[22]	
Egypt	Northern Africa	4	[18]	
Equatorial Guinea	Subsaharan Africa	1	[6]	Estimation
Spain	Europe	1	[23]	Estimation
French	Europe	3	[141]	
Iberic peninsula	Europe	13	[141]	
Israel	Middle East	11	[29]	
Italia-Modena	Europe	3	(Ferri <i>et al.</i> 2008 YHRD)	
Koweït	Middle East	1	[30]	
Liban	Middle East	23	[33]	
Lybia	Northern Africa	2	[16]	Estimation
Macedonia	Europe	4	(Spiroski <i>et al.</i> 2005 ; Jakovski <i>et al.</i> 2011 YHRD)	
Mediterranean	Europe	1	[23]	Estimation
Netherdlands	Europe	1	(Decorte <i>et al.</i> 2004 YHRD)	
Palestine	Middle East	6	[17]	
Portugal	Europe	2	[22]	
Portugal	Europe	10	[24]	
Syria	Middle East	3	[17]	

Tunisia	Northern Africa	4	[17]	
Turkey	Middle East	13	[40]	
Uganda	Subsaharan Africa	1	[13]	
USA-Nevada-(Basque)	America	1	(Valverde Potes YHRD)	
Virginia Jefferson	Europe	6	[141]	
Zambia	Subsaharan Africa	1	[5]	Estimation

Table S6. HVI and HVII profiles in the Antemoro

Groups	ID	HVI	HVII	HG
Ampanabaka	MA302	16124 16223 16319	73 150 152 263	L3d
	MA303	16182C 16183C 16189 16223 16278 16290 16294 16390	73 146 152 195	L2a1
	MA304	16223 16295 16362 16519	73 146 199 263	M7c3c
	MA305	16093 16223 16278 16362 16519	73 263	L3b
	MA307	16223 16278 16311 16362 16519	73 263	L3b
	MA308	16223 16265T 16519	73 150 195 263	L3e3
	MA311	16172 16183C 16189 16213 16223 16320 16519	73 150 152 195	L3e2b3
	MA312	16223 16295 16362 16519	73 146 199 263	M7c3c
	MA313	16086 16148 16223 16259 16278 16311 16319 16399 16526	73 150 200 263	M32c
	MA 315	16189 16192 16223 16256 16278 16294 16309 16344 16390 16519	73 146 152 195 263	L2a1
	MA316	16148 16172 16187 16188G 16189 16223 16230 16311 16320 16519	64 93 152 185 189 204 207 247 263	L0a2
	MA317	16182C 16183C 16189 16217 16247 16261 16519	73 146 195	B4a1a1a
	MA318	16223 16265T 16519	73 150 195 263	L3e3
	MA320	16129 16182C 16183C 16189 16217 16247 16261 16290 16519	71 73 146	B4a1a1a
	MA322	16182C 16183C 16189 16217 16247 16261 16519	73 146	B4a1a1a
	MA323	16182C 16183C 16189 16217 16247 16261 16519	73 146	B4a1a1a
	MA324	16148 16172 16187 16188G 16189 16223 16230 16311 16320 16519	64 93 152 189 204 207 236 247 263	L0a2
	MA325	16182C 16183C 16189 16217 16247 16261 16519	73 146	B4a1a1a
	MA326	16182C 16183C 16189 16217 16247 16261 16519	73 146	B4a1a1a
	MA327	16182C 16183C 16189 16217 16247 16261 16519	73 146	B4a1a1a
	MA328	16220C 16265 16298 16362	73 150 152 200 249d 263	F3b
	MA329	16182C 16183C 16189 16217 16247 16261 16519	73 146 252	B4a1a1a
	MA330	16093 16223 16278 16362 16519	73 263	L3b
	MA331	16093 16223 16278 16362 16519	73 263	L3b
	MA332	16223 16263 16311 16519	73 152 195 204	M23
	MA333	16220C 16265 16298 16362	73 150 152 200 249d 263	F3b

	MA335	16223 16263 16311 16519	73 152 195 204 263	M23
	MA337	16182C 16183C 16189 16223 16278 16290 16294 16309 16390	73 146 152 195	L2a1
	MA338	16182C 16183C 16189 16217 16247 16261 16519	73 146	B4a1a1a
	MA339	16093 16124 16217 16223 16278 16362 16519	73 263	L3b
	MA340	16189 16223 16278 16294 16309 16390 16519	73 146 152 195 198	L2a1
	MA341	16221 16223 16291 16362 16390 16519	73 263	E1a
	MA342	16223 16295 16362 16519	73 146 199 263	M7c3c
	MA343	16182C 16183C 16189 16217 16247 16261 16519	73 146	B4a1a1a
	MA344	16182C 16183C 16189 16217 16247 16261 16519	73 146	B4a1a1a
	MA345	16223 16295 16362 16519	73 146 199 263	M7c3c
	MA346	16185 16223 16327 16519	73 150 189 200 263	L3e1a
	MA349	16182C 16183C 16189 16223 16278 16290 16294 16309 16390	73 146 152 195	L2a1
	MA350	16223 16265T 16519	73 150 195 263	L3e3
	MA351	16148 16172 16187 16188G 16189 16223 16230 16311 16320 16519	64 93 152 189 204 207 236 247 263	L0a2
	MA352	16093 16223 16278 16362 16519	73 263	L3b
	MA353	16221 16223 16291 16362 16390 16519	73 263	E1a
	MA354	16220C 16265 16298 16362	73 150 152 249d 263	F3b
	MA355	16223 16265T 16519	73 150 195 263	L3e3
	MA356	16172 16183C 16189 16213 16223 16320 16519	73 150 152 195	L3e2b3
	MA408	16185 16223 16327 16519	73 150 189 200 263	L3e1a
	MA452	16172 16223 16295 16362 16359	73 146 199 263	M7c3c
	MA358	16182C 16183C 16189 16217 16247 16261 16519	73 146	B4a1a1a
Anteony	MA359	16093 16172 16223 16278 16311 16362 16519	73 263	L3b
	MA360	16129 16148 16168 16172 16187 16188G 16189 16223 16230 16278 16293 16311 16320	93 95C 185 189 236 247 263	L0a1'4
	MA361	16223 16263 16311 16519	73 152 195 204 263	M23
	MA362	16093 16223 16278 16362 16519	73 263	L3b
	MA363	16220C 16265 16298 16362	73 150 152 249d 263	F3b
	MA364	16169 16213 16223 16240C 16254 16316 16335	73 152 263	L3a
	MA365	16182C 16183C 16189 16217 16247 16261 16291 16519	73 146	B4a1a1a

MA367	16223 16278 16362 16519	73 263	L3b
MA369	16220C 16265 16298 16362	73 150 152 200 249d 263	F3b
MA370	16223 16263 16311 16519	73 152 195 204 263	M23
MA371	16182C 16183C 16189 16217 16247 16261 16519	73 146	B4a1a1a
MA373	16093 16223 16274 16278 16362 16519	73 263	L3b
MA374	16265T 16292 16519	73 150 195 263	L3e3
MA375	16172 16183C 16189 16223 16320 16519	73 150 195	L3e2b
MA376	16182C 16183C 16189 16223 16278 16290 16294 16309 16390	73 146 152 195	L2a1
MA377	16172 16223 16263 16311 16519	73 152 195 204 263	M23
MA378	16124 16223 16319	73 150 152 263	L3d
MA380	16223 16278 16362 16519	73 263	L3b
MA381	16223 16295 16362 16519	73 146 199 263	M7c3c
MA382	16220C 16265 16298 16362	73 150 152 249d 263	F3b
MA383	16182C 16183C 16189 16223 16278 16290 16294 16309 16390	73 146 152 195	L2a1
MA384	16182C 16183C 16189 16217 16261 16519	73 146	B4a1a1a
MA385	16129 16148 16168 16172 16187 16188G 16189 16223 16230 16278 16293 16311 16320	93 95C 185 189 194G 236 247 263	L0a1'4
MA386	16086 16148 16223 16259 16278 16319 16399 16526	73 150 195 200 263	M32c
MA388	16223 16266 16278 16294 16309 16390 16519	73 146 152 195 263	L2a1
MA389	16223 16278 16362 16519	73 263	L3b
MA390	16189 16265T 16292 16519	73 150 195	L3e3
MA391	16220C 16265 16298 16362	73 150 152 249d 263	F3b
MA392	16182C 16183C 16189 16223 16278 16290 16294 16309 16390	73 146 152 195	L2a1
MA393	16182C 16183C 16189 16217 16247 16261 16291 16519	73 146	B4a1a1a
MA394	16172 16183C 16189 16213 16223 16245 16320 16519	73 150 152 195	L3e2b3
MA395	16182C 16183C 16189 16223 16278 16290 16294 16390	73 146 195	L2a1
MA396	16093 16223 16278 16362 16519	73 263	L3b
MA397	16129 16148 16168 16172 16187 16188G 16189 16223 16230 16278 16293 16311 16320	93 95C 185 189 236 247 263	L0a1'4
MA398	16093 16223 16278 16362 16519	73 263	L3b
MA399	16182C 16183C 16189 16223 16278 16290 16294 16309 16390 16519	73 146 152 195	L2a1

	MA400	16172 16223 16263 16311 16519	73 152 195 204 263	M23
	MA403	16172 16183C 16189 16213 16223 16320 16519	73 150 152 195	L3e2b3
	MA405	16129 16144 16148 16192 16223 16241 16265C 16274 16311 16343 16362	73 89 146 238 263	Q1
	MA406	16093 16223 16355	73 150 152 235 263	L3k
	MA409	16148 16172 16187 16188G 16189 16223 16230 16311 16320 16519	64 93 152 189 204 207 236 247 263	L0a2
	MA410	16185 16223 16327 16519	73 150 189 200 263	L3e1a
	MA411	16220C 16265 16298 16362	73 150 152 200 249d 263	F3b
	MA412	16223 16263 16311 16519	73 152 195 204 263	M23
	MA414	16182C 16183C 16189 16217 16247 16261 16291 16519	73 146	B4a1a1a
	MA415	16189 16192 16223 16256 16278 16294 16309 16344 16390 16519	73 146 152 195	L2a1
	MA436	16220C 16265 16298 16362	73 150 152 249d 263	F3b
Antalaotra	MA407	16223 16263 16311 16519	73 152 195 204 263	M23
	MA416	16223 16265T 16519	73 150 152 195 263	L3e3
	MA417	16093 16223 16278 16362 16399 16519	73 263	L3b
	MA418	16182C 16183C 16189 16217 16247 16261 16519	73 146 263	B4a1a1a
	MA420	16182C 16183C 16189 16217 16247 16261 16519	73 146	B4a1a1a
	MA421	16223 16265T 16519	73 150 195 263	L3e3
	MA422	16093 16223 16278 16362 16519	73 263	L3b
	MA423	16182C 16183C 16189 16217 16247 16261 16519	73 146	B4a1a1a
	MA424	16172 16182C 16189 16213 16223 16245 16320 16519	73 150 152 195	L3e2b3
	MA425	16182C 16183C 16189 16223 16278 16290 16294 16309 16390	73 146 152 195	L2a1
	MA426	16093 16223 16295 16362 16519	73 146 199 263	M7c3c
	MA427	16182C 16183C 16189 16217 16247 16261 16519	73 146	B4a1a1a
	MA428	16086 16148 16189 16223 16259 16278 16319 16399 16526	73 150 200	M32c
	MA429	16182C 16183C 16189 16223 16278 16290 16294 16309 16390	73 146 152 195	L2a1
	MA430	16148 16172 16187 16188G 16189 16223 16230 16311 16320 16519	64 93 150 152 189 204 207 236 247 263	L0a2
	MA432	16093 16223 16278 16362	73 263	L3b
	MA435	16182C 16183C 16189 16217 16247 16261 16519	73 146	B4a1a1a
	MA438	16172 16183C 16189 16213 16223 16245 16320 16519	73 150 152 195	L3e2b3

MA439	16182C 16183C 16189 16217 16247 16261 16519	73 146 199	B4a1a1a
MA440	16182C 16183C 16189 16217 16261 16519	73 146	B4a1a1a
MA441	16223 16263 16311 16519	73 151 152 195 204 263	M23
MA442	16148 16172 16187 16188G 16189 16223 16230 16311 16320 16519	64 93 150 152 189 204 207 236 247 263	L0a2
MA443	16182C 16183C 16189 16217 16247 16261 16519	73 146	B4a1a1a
MA445	16213 16220C 16265 16298 16362	73 150 152 249d 263	F3b
MA447	16093 16223 16278 16362 16519	73 263	L3b
MA448	16086 16148 16223 16259 16278 16319 16399 16526	73 150 200 263	M32c
MA449	16223 16295 16362 16359	73 146 199 263	M7c3c
MA450	16223 16263 16311 16359	73 152 195 204 263	M23
MA451	16221 16223 16291 16362 16390 16359	73 263	E1a
MA453	16223 16263 16311 16519	73 152 195 204 263	M23
MA455	16220C 16265 16298 16362	73 150 152 249d 263	F3b
MA456	16086 16148 16223 16259 16278 16319 16399 16526	73 150 200 263	M32c
MA457	16213 16220C 16265 16298 16362	73 150 152 249d 263	F3b
MA459	16220C 16265 16298 16362	73 150 152 249d 263	F3b
MA461	16265T 16292 16519	73 150 195 263	L3e3
MA462	16223 16263 16311 16519	73 152 195 204 263	M23
MA464	16093 16223 16278 16291 16362 16519	73 263	L3b
MA465	16220C 16265 16298 16362	73 150 152 249d 263	F3b
MA466	16182C 16183C 16189 16217 16247 16261 16519	73 146	B4a1a1a
MA469	16093 16223 16278 16362 16519	73 263	L3b

Table S7. Database used for HVI analysis

Geographic Group	Population	n	References
West Indian Ocean islands	Highlands	52	[28] [25,27]
West Indian Ocean islands	Antanosy	54	[25]
West Indian Ocean islands	Antandroy	59	[25]
West Indian Ocean islands	Mikea	127	[27]
West Indian Ocean islands	Vezo Northern Tuléar	52	[27]
West Indian Ocean islands	Vezo Southern Tuléar	49	[27]
Africa CWS	Angola Nyaneka	147	[2]
Africa CWS	Angola Ovimbudu	98	[2]
Africa CWS	Fon Benin	171	[7,68]
Africa CWS	Cabinda Angola	110	[1]
Africa CWS	Cabo Verde	292	[69]
Africa CWS	Cameroon Ngumba	88	[70]
Africa CWS	Cameroon Pygmies Baka	87	[70]
Africa CWS	Cameroon Pygmies Bakoka	88	[70]
Africa CWS	Gabon Fang	66	[70]
Africa CWS	Gabon Mitsogo	64	[70]
Africa CWS	Gabon Nzebi	63	[70]
Africa CWS	Guinea Bissau	372	[71]
Africa CWS	Ivory coast Ahizi	129	[7]
Africa CWS	Ivory coast Yacouba	61	[7]
Africa CWS	Mali Malinke	60	[72]
Africa CWS	Mozambique	416	[73] [74]
Africa CWS	Rwanda Hutu	106	[75] [68]
Africa CWS	Sao Tome	103	[76]
Africa CWS	Senegal Mandenka	119	[77]
Africa CWS	Senegal Wolof	91	[78]
Africa CWS	South Africa Kung	59	[79]
Africa CWS	Zimbabwe	58	[75]
Northern Africa	Guanche Canaries island	71	[80]
Northern Africa	Egypt Arabs	102	(Coudray unpublished)
Northern Africa	Egypt Coptes	100	(Coudray unpublished)
Northern Africa	Maures Mauritania	64	[81]
Northern Africa	Morocco Berbers	181	[78] [82]
Northern Africa	Tunisia	47	[83]
Northern Africa	Algeria	47	[84]
Northern Africa	Sahawari	56	[83]
Northern Africa	Samaritans	124	[85]
Northern Africa	Tunisia Various	102	[86] [83]
Northern Africa	Morocco Berbers Bourhiah	70	[87]
Northern Africa	Morocco Berbers Figuig	94	[87]

Northern Africa	Egypt Berbers Siwa	78	[87]
Northern Africa	Libya Tuaregs	129	[85]
Eastern Africa	Kenya Swahili	200	[88]
Eastern Africa	Tanzania Hadza	79	[51]
Eastern Africa	Tanzania Sandawe	82	[51]
Eastern Africa	Ethiopia Amharic Various	270	[89]
Eastern Africa	Sudan Nubia	161	[89] [90]
Eastern Africa	Ethiopia various	116	[91]
Middle East	Soqotra	65	[31]
Middle East	Iran	146	[92,93]
Middle East	Syria	49	[94]
Middle East	Yemen	115	[89]
Middle East	Israel Druzes	45	[95]
Middle East	Kurds	78	[92,96]
Middle East	Cyprus Greek	91	[97]
Middle East	Irak	52	[36]
Middle East	Iranian	731	[92,98] (Balloux unpublished)
Middle East	Dubai	249	[99]
Middle East	Israel Druzes	311	[29]
Middle East	Turkey various	234	[92,100,101]
Middle East	Jordan	99	[102]
Middle East	Iran Kurds	25	[103]
Middle East	Iran Persians	82	[103]
Middle East	Saudi Arabia	553	[104]
Southern Asia	Bangladesh	30	[105]
Southern Asia	Gujarat	91	[106]
Southern Asia	India Kamataka	201	[107] [106] [98]
Southern Asia	India Kerala	230	[108] [109] [106] [98] [107]
Southern Asia	Madyah Pradesh	82	[98] [108] [110]
Southern Asia	India Maharashtra	221	[98,107,108,111] [110]
Southern Asia	India Orissa	153	[112] [98] [108]
Southern Asia	Punjab	362	[108] [107] [113]
Southern Asia	Tamils Nadu	427	[108] [107] [109]
Southern Asia	India Tripura	134	[108] [107] [112]
Southern Asia	Uttard Pradesh	232	[108] [112] [98] [109,114]
Southern Asia	Western Bengali	285	[108] [98] [109]
Southern Asia	Sri Lanka	131	[115]
Southern Asia	Hindus India	72	[116]
Western Europe	Sicilia	226	[117] (Rickards <i>et al.</i> unpublished)
Western Europe	Galicia	92	[118]
Western Europe	Catalan	46	[83]
Western Europe	Andalusia	115	[119] [84]
Western Europe	Portuguese	54	[120]
Western Europe	Corsica	53	[121]
Western Europe	France Southern	110	[122]

Western Europe	England	100	[123]
Western Europe	Greece	114	[94,117] (Rickards <i>et al.</i> unpublished)
Southeastern Asia	Thailand various	71	[124]
Southeastern Asia	Vietnam	65	[125]
Southeastern Asia	Adonara	73	[44]
Southeastern Asia	Flores	73	[44]
Southeastern Asia	Banjarmasin	110	[28,126]
Southeastern Asia	Bali	64	[126]
Southeastern Asia	Sumatra Medan	42	[127]
Southeastern Asia	Sumatra Pekanbaru	54	[127]
Southeastern Asia	Nicobar various	46	[128]
Southeastern Asia	Onges Nicobar	63	[128]
Southeastern Asia	Philippines	144	[126,129,130]
Southeastern Asia	Iban	83	[131]
Southeastern Asia	Malays Kuala Lumpur	124	[132]
Southeastern Asia	Malays Singapore	205	[133]
Oceania	New Guinea highlands	71	[134]
Oceania	Solomon islands	64	[135]
Oceania	Papouasie New Guinea Province Manus	144	[136]
Oceania	New Guinea Gidra	59	[137]
Oceania	Archipelago Bismark	47	[138]
Oceania	Vanuatu Nguna	42	[139]

Table S8. Table of population pairwise F_{ST} values based on Y haplogroup frequencies.

	Ampnanabaka		Antalaotra		Anteony	
	F_{ST}	Significativity threshold of 5%	F_{ST}	Significativity threshold of 5%	F_{ST}	Significativity threshold of 5%
Ampnanabaka	*	*				
Antalaotra	0.31664	+	*	*		
Anteony	0.43138	+	0.16051	+	*	*
Antandroy	0.00750	-	0.26312	+	0.38024	+
Antanosy	0.05669	+	0.11941	+	0.26578	+
Comoros	0.08978	+	0.11477	+	0.22337	+
Mikea Mikea-vezo	0.06864	+	0.16897	+	0.31891	+
Vezo Northern Tulear	0.01617	-	0.30595	+	0.42315	+
Vezo Southern Tulear	-0.00810	-	0.24402	+	0.36632	+
Highlands Madagascar	0.13919	+	0.04064	+	0.21931	+
Angola Cabinda	0.02905	-	0.37818	+	0.46437	+
Angola Nyaneka-Nkhumbi	0.04965	+	0.47172	+	0.55806	+
Angola Ovimbudu	0.04502	+	0.47291	+	0.54891	+
DRC Mbuti Pygmies	0.19099	+	0.19990	+	0.31638	+
South Africa !Kung	0.21482	+	0.23373	+	0.32574	+
South Africa !Khwe	0.11796	+	0.24889	+	0.33064	+
Rwanda Hutu	0.04186	+	0.44910	+	0.53877	+
Rwanda Tutsi	0.03599	+	0.41178	+	0.49665	+
Mozambique various	0.51330	+	0.34020	+	0.43975	+
Zambia Eastern	0.07148	+	0.49647	+	0.59311	+
Western Zambia – Western Bantus	0.06430	+	0.54129	+	0.61501	+
Western Zambia – Eastern Bantus	0.05373	+	0.54481	+	0.60938	+
Equatorial Guinea various	0.05077	+	0.27790	+	0.35313	+
Benin	0.08655	+	0.52084	+	0.61642	+
Burkina Faso Fulbe	0.08617	+	0.52545	+	0.61028	+
Burkina Faso Mossi	0.06706	+	0.51434	+	0.60214	+
Burkina Faso Rimaibe	0.09962	+	0.28083	+	0.39300	+
Cameroon Bakaka	0.23876	+	0.66630	+	0.75939	+
Cameroon Bamileke	0.13920	+	0.60423	+	0.69322	+
Cameroon Daba	0.28776	+	0.19870	+	0.31379	+
Cameroon Ewondo	0.05113	+	0.48739	+	0.57060	+
Cameroon Fali	0.09440	+	0.27346	+	0.35516	+
Cameroon Fulbe	0.47428	+	0.28597	+	0.38403	+
Cameroon various Adamawa	0.34336	+	0.27556	+	0.36619	+
Cameroon various Chadic	0.46034	+	0.32345	+	0.41704	+
Cameroon Nilo-Saharan	0.24091	+	0.21405	+	0.31570	+
Cameroon Tali	0.06456	+	0.36200	+	0.44236	+
Cameroon Uldeme	0.79597	+	0.62187	+	0.72117	+
African central republic Lissongo	0.05395	+	0.46659	+	0.54180	+
Cabo Verde - Northern	0.29012	+	0.12558	+	0.20651	+

Cabo Verde - Southern	0.23313	+	0.10514	+	0.17929	+
Benin Fon	0.13144	+	0.58629	+	0.67810	+
Cameroon Bantus	0.04331	+	0.40278	+	0.48384	+
Senegal various	0.03774	+	0.43688	+	0.51343	+
Tanzania Datoga	0.60676	+	0.42811	+	0.51671	+
Tanzania Hadzabe	0.45534	+	0.27686	+	0.37314	+
Kenya Bantus	0.15430	+	0.16585	+	0.27665	+
Tanzania Wairak	0.17815	+	0.21737	+	0.28183	+
Kenya	0.19471	+	0.22983	+	0.31374	+
Karamoja. Uganda	0.44809	+	0.30825	+	0.41177	+
Maasai Kenya nilotic	0.22230	+	0.16771	+	0.26855	+
Ethiopia Juifs	0.40942	+	0.23052	+	0.32333	+
Ethiopia Amhara	0.41147	+	0.14938	+	0.22106	+
Ethiopia Oromo	0.49116	+	0.29143	+	0.37010	+
Ethiopia Omo valley	0.38852	+	0.19662	+	0.28973	+
Somalia	0.63607	+	0.48336	+	0.53339	+
Namibia	0.18402	+	0.23885	+	0.32237	+
Egypt	0.34173	+	0.13121	+	0.18784	+
Algeria various	0.39096	+	0.20186	+	0.28183	+
Lybia Arabs	0.43031	+	0.19312	+	0.27595	+
Morocco Arabs	0.60594	+	0.42688	+	0.51556	+
Morocco Berbers	0.60035	+	0.43620	+	0.52345	+
Morocco	0.45937	+	0.32352	+	0.39495	+
Tunisia	0.43236	+	0.21776	+	0.28789	+
Pakistan	0.31252	+	0.11930	+	0.22293	+
Naikpod	0.40489	+	0.16888	+	0.29755	+
Andh	0.43974	+	0.20162	+	0.33258	+
Pardhan	0.35015	+	0.13551	+	0.25636	+
Eastern India	0.49195	+	0.15278	+	0.36686	+
Mahadeokoli	0.42581	+	0.18809	+	0.30773	+
Thakar	0.39601	+	0.15443	+	0.28487	+
Muslim Shia	0.34031	+	0.12980	+	0.23568	+
Muslim Sunni	0.38237	+	0.17733	+	0.29006	+
India - Northern	0.39619	+	0.17920	+	0.29491	+
India – Northeastern	0.53624	+	0.30591	+	0.43662	+
India Eastern	0.36464	+	0.10510	+	0.26464	+
India - Southern	0.36052	+	0.16020	+	0.27869	+
India Central	0.51501	+	0.25087	+	0.40558	+
India Western	0.38965	+	0.16273	+	0.28280	+
Northern Portugal	0.47259	+	0.25603	+	0.36366	+
Southern Portugal	0.40566	+	0.19940	+	0.30601	+
Potuguais Jew	0.37331	+	0.14482	+	0.20813	+
France	0.61501	+	0.40361	+	0.51194	+
Basque	0.70540	+	0.53092	+	0.62689	+
Eastern Andalusia	0.56320	+	0.36623	+	0.46870	+

Galicia	0.47320	+	0.27454	+	0.37517	+
North-western Castille	0.47906	+	0.28512	+	0.38460	+
Iranian Arabs	0.41161	+	0.17291	+	0.30011	+
Israel Druzes Galilea	0.31495	+	0.11175	+	0.20651	+
Palestinian	0.35795	+	0.13180	+	0.20609	+
Kuwait Bedouins	0.62755	+	0.36344	+	0.42317	+
Socotra various	0.67615	+	0.37920	+	0.45852	+
Saudi Arabia	0.32832	+	0.10334	+	0.16407	+
Qatar	0.44756	+	0.16156	+	0.24598	+
UAE	0.31207	+	0.09138	+	0.15462	+
Oman	0.32688	+	0.09330	+	0.14189	+
Yemen	0.55627	+	0.26304	+	0.34006	+
Lebanon	0.30399	+	0.10206	+	0.17749	+
Jordan	0.36087	+	0.13027	+	0.21427	+
Irak	0.34062	+	0.10419	+	0.17676	+
Iran	0.30900	+	0.09850	+	0.19561	+
Syrians	0.32949	+	0.10617	+	0.17475	+
Iranians	0.30729	+	0.11204	+	0.20406	+
Cyprus	0.35103	+	0.13438	+	0.22146	+
Turkey various	0.36506	+	0.13491	+	0.24827	+
Turkey Anatolia	0.29780	+	0.10435	+	0.19111	+
Vanuatu-Maewo	0.40438	+	0.17320	+	0.29166	+
South-western New Guinea Una	0.79807	+	0.58138	+	0.70009	+
PNG Trobriand	0.37876	+	0.14090	+	0.29352	+
PNG Kapuna	0.54444	+	0.32102	+	0.43240	+
Cook	0.62744	+	0.42289	+	0.52956	+
Futuna	0.43829	+	0.21717	+	0.32559	+
Fidji	0.39384	+	0.19448	+	0.30165	+
Tuvalu	0.43450	+	0.23512	+	0.33990	+
Western Samoa	0.49305	+	0.27656	+	0.38964	+
Nias	0.93541	+	0.82276	+	0.91999	+
Philippines	0.45563	+	0.21794	+	0.34959	+
Vietnam	0.41420	+	0.12518	+	0.30188	+
Bali	0.42772	+	0.10718	+	0.35497	+
Java	0.41636	+	0.06734	+	0.30572	+
Borneo	0.38009	+	0.12610	+	0.28195	+
Nias various	0.78733	+	0.52270	+	0.73189	+
Mentawai	0.64605	+	0.39032	+	0.60254	+
Flores	0.37058	+	0.19134	+	0.30136	+
Sulawesi	0.33712	+	0.07163	+	0.24091	+
Sumba	0.44165	+	0.27408	+	0.37796	+
Lembata	0.43049	+	0.23261	+	0.33676	+
Adonara various (Austronesian)	0.73845	+	0.55727	+	0.65824	+
Flores various (Austronesian)	0.50397	+	0.29944	+	0.40306	+
Solor various (Austronesian)	0.45657	+	0.22868	+	0.33974	+

Sumatra	0.35285	+	0.09115	+	0.25245	+
Java various	0.40449	+	0.06689	+	0.29906	+
Negritos	0.36292	+	0.16059	+	0.30252	+
Non Negritos	0.43808	+	0.21848	+	0.41114	+
Malay	0.42278	+	0.09586	+	0.28927	+

Table S9. Shared haplotypes between the Ampanabaka, other Malagasy populations and the Comoros, using 17 Y-STR markers

	Ampanabaka	Antaisak a	Antandroy	Antanos y	Comoros	Andrian a	Merin a	Tsimahafots y	Mikea	Vezo - Northern	Vezo - Southern
N ind.	46	8	46	47	293	21	9	5	59	16	31
N hap.	36	7	36	47	250	13	8	3	44	12	28
H1	6	0	0	0	0	0	0	0	0	0	0
H2	5	0	0	0	0	0	0	0	0	0	0
H3	1	0	0	0	0	0	0	0	0	0	0
H4	1	0	0	0	0	0	0	0	0	0	0
H5	2	0	0	0	0	0	0	0	0	0	0
H6	1	0	0	0	0	0	0	0	0	0	0
H7	1	0	0	0	0	0	0	0	0	0	0
H8	1	0	0	0	0	0	0	0	0	0	0
H9	1	0	0	0	0	0	0	0	0	0	0
H10	1	0	0	0	0	0	0	0	0	0	0
H11	1	0	0	0	0	0	0	0	0	0	0
H12	1	0	0	0	0	0	0	0	0	0	0
H13	1	0	0	0	0	0	0	0	0	0	0
H14	1	0	0	0	0	0	0	0	0	0	0
H15	1	0	0	0	0	0	0	0	0	0	0
H16	1	0	0	0	0	0	0	0	0	0	0
H17	1	0	0	0	0	0	0	0	0	0	0
H18	1	0	0	0	0	0	0	0	0	0	0
H19	1	0	0	0	0	0	0	0	0	0	0
H20	1	0	0	0	0	0	0	0	0	0	0
H21	1	0	0	0	0	0	0	0	0	0	0
H22	1	0	0	0	0	0	0	0	0	0	0
H23	1	0	0	0	0	0	0	0	0	0	0
H24	1	0	0	0	0	0	0	0	0	0	0
H25	1	0	0	0	0	0	0	0	0	0	0
H26	1	0	0	0	0	0	0	0	0	0	0
H27	1	0	0	0	0	0	0	0	0	0	0
H28	1	0	0	0	0	0	0	0	0	0	0
H29	1	0	0	0	0	0	0	0	0	0	0
H30	1	0	1	0	0	0	0	0	0	0	0
H31	1	0	0	0	0	0	0	0	0	0	0
H32	1	0	0	1	0	0	0	0	0	0	0
H33	1	0	0	0	0	0	0	0	0	0	0
H34	1	0	0	0	0	0	0	0	0	0	0
H35	1	0	0	0	0	0	0	0	0	0	0
H36	1	0	0	0	0	0	0	0	0	0	0

Table S10. Shared haplotypes between the Anteony, other Malagasy populations and the Comoros, using 17 Y-STR markers

	Anteony	Antaisaka	Antandroy	Antanosy	Comoros	Andriana	Merina	Tsimahafotsy	Mikea	Vezo - Northern	Vezo - Southern
N ind.	40	8	46	47	293	21	9	5	59	16	31
N hap.	21	7	36	47	250	13	8	3	44	12	28
H1	8	0	0	0	0	0	0	0	0	0	0
H2	8	0	0	0	0	0	0	0	0	0	0
H3	5	0	0	0	0	0	0	0	0	0	0
H4	1	0	0	0	0	0	0	0	0	0	0
H5	1	0	0	0	0	0	0	0	0	0	0
H6	1	0	0	0	0	0	0	0	0	0	0
H7	2	0	0	0	0	0	0	0	0	0	0
H8	1	0	0	0	0	0	0	0	0	0	0
H9	1	0	0	0	0	0	0	0	0	0	0
H10	1	0	0	0	0	0	0	0	0	0	0
H11	1	0	0	0	0	0	0	0	0	0	0
H12	1	0	0	0	0	0	0	0	0	0	0
H13	1	0	0	0	0	0	0	0	0	0	0
H14	1	0	0	0	0	0	0	0	0	0	0
H15	1	0	0	0	0	0	0	0	0	0	0
H16	1	0	0	0	0	0	0	0	0	0	0
H17	1	0	0	0	0	0	0	0	0	0	0
H18	1	0	0	0	0	0	0	0	0	0	0
H19	1	0	0	0	0	0	0	0	0	0	0
H20	1	0	0	0	0	0	0	0	0	0	0
H21	1	0	0	0	0	0	0	0	0	0	0

Table S11. Shared haplotypes between the Antalaotra, other Malagasy populations and the Comoros, using 17 Y-STR markers.

	Antalaotra	Antaisaka	Antandroy	Antanosy	Comoros	Andriana	Merina	Tsimahafotsy	Mikea	Vezo - Northern	Vezo - Southern
N ind.	43	8	46	47	293	21	9	5	59	16	31
N hap.	35	7	36	47	250	13	8	3	44	12	28
H1	4	0	0	0	0	0	0	0	0	0	0
H2	1	0	0	0	0	0	0	0	0	0	0
H3	1	0	0	0	0	0	0	0	0	0	0
H4	1	0	0	0	0	0	0	0	0	0	0
H5	3	0	0	0	0	0	0	0	0	0	0
H6	1	0	0	0	0	0	0	0	0	0	0
H7	2	0	0	0	0	0	0	0	0	0	0
H8	2	0	0	0	0	0	0	0	0	0	0
H9	1	0	0	0	0	0	0	0	0	0	0
H10	2	0	0	0	0	0	0	0	0	0	0
H11	1	0	0	0	0	0	0	0	0	0	0
H12	1	0	0	0	0	0	0	0	0	0	0
H13	1	0	0	0	0	0	0	0	0	0	0
H14	1	0	0	0	0	0	0	0	0	0	0
H15	1	0	0	0	0	0	0	0	0	0	0
H16	1	0	0	0	0	0	0	0	0	0	0
H17	1	0	0	0	0	0	0	0	0	0	0
H18	1	0	0	0	0	0	0	0	0	0	0
H19	1	0	0	0	0	0	0	0	0	0	0
H20	1	0	0	0	0	0	0	0	0	0	0
H21	1	0	0	0	0	0	0	0	0	0	0
H22	1	0	0	0	0	0	0	0	0	0	0
H23	1	0	0	0	0	0	0	0	0	0	0
H24	1	0	0	0	0	0	0	0	0	0	0

H25	1	0	0	0	0	0	0	0	0	0	0	0
H26	1	0	0	0	0	0	0	0	0	0	0	0
H27	1	0	0	0	0	0	0	0	0	0	0	0
H28	1	0	0	0	0	0	0	0	0	0	0	0
H29	1	0	0	0	0	0	0	0	0	0	0	0
H30	1	0	0	0	0	0	0	0	0	0	0	0
H31	1	0	0	0	0	0	0	0	0	0	0	0
H32	1	0	0	0	0	0	0	0	0	0	0	0
H33	1	0	0	0	0	0	0	0	0	0	0	0
H34	1	0	0	0	0	0	0	0	0	0	0	0
H35	1	0	0	0	0	0	0	0	0	0	0	0

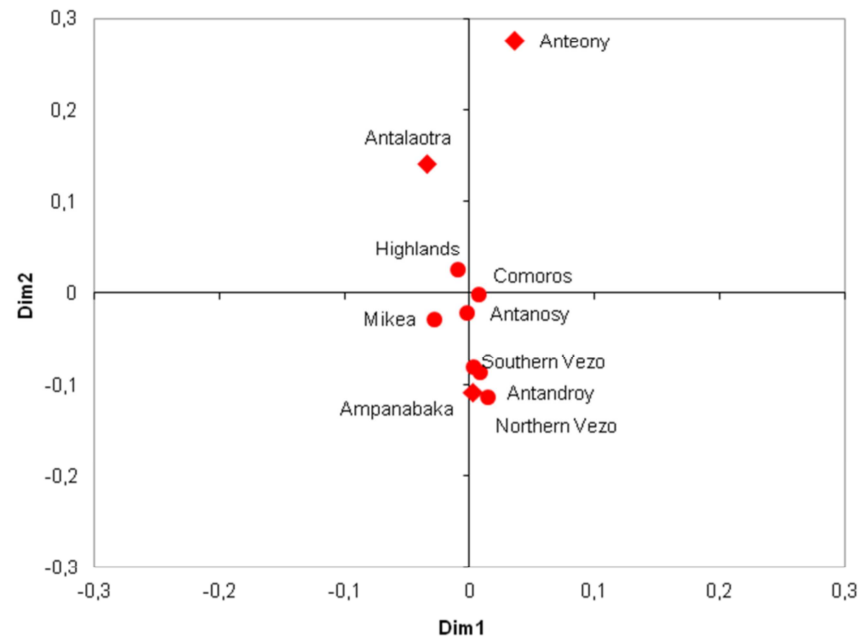


Figure S1. MDS plot of F_{ST} between Malagasy populations and the Comoros using NRY haplogroup frequencies (Kruskal stress: 0.172).

Table S12. Shared haplotypes between the Ampanabaka and the database using seven Y-STR markers

	Number of individuals	Number of haplotypes	Hap01	Hap02	Hap03	Hap04	Hap05	Hap06	Hap07	Hap08	Hap09	Hap10	Hap11	Hap12	Hap13	Hap14	Hap15	Hap16	Hap17	Hap18	Hap19	Hap20	Hap21	Hap22	Hap23	Hap24
			E1b1a	E1b1a	O1a2	E1b1a	J2b	E1b1a	E1b1a	O1a2	E1b1a	E1b1a	E1b1a	E1b1a	O1a2	O1a2	B2	E1b1a	E1b1a	O1a2	O1a2	E1b1a	E2b	E1b1a	B2	E1b1b
Ethiopia Omo valley	67	36	0	0	0	0	1	0	0	0	0	0	0	0	0	0	0	0	0	0	0	0	0	0	0	0
Kenya Massai	55	40	0	1	0	0	1	0	0	0	0	1	0	0	0	0	0	0	1	0	0	0	0	0	0	0
Equatorial Guinea	101	63	1	1	0	0	0	1	0	0	1	1	1	1	0	0	0	0	1	0	0	0	0	0	0	0
Gabon	828	239	1	1	0	0	0	1	0	0	1	1	1	1	0	0	1	1	1	0	0	1	1	1	1	0
Benin	78	51	1	1	0	0	0	1	0	0	1	1	0	1	0	0	0	0	1	0	0	0	0	0	0	0
Ivory coast	90	50	1	1	0	0	0	0	0	0	1	1	1	0	0	0	0	0	0	0	0	0	1	0	0	0
African central Republic	165	74	1	1	0	0	0	1	0	0	0	1	1	1	0	0	0	1	1	0	0	0	0	0	0	0
Guinea Bissau	161	106	1	1	0	0	0	1	0	0	1	1	1	1	0	0	0	1	1	0	0	0	0	0	0	0
Burkina Faso	323	142	1	1	0	1	0	0	0	0	1	1	1	1	0	0	0	1	1	0	0	0	0	0	0	0
Mozambique	154	56	1	1	0	0	0	1	0	0	1	1	1	0	0	0	1	1	1	0	0	1	1	1	0	0
Angola Nyaneka	75	40	1	0	0	0	0	1	0	0	1	1	1	0	0	0	1	1	1	0	0	0	0	1	0	0
Angola Ovimbudu	96	43	1	1	0	0	0	1	0	0	0	1	1	0	0	0	1	0	1	0	0	0	0	0	0	0
Angola various	65	39	1	0	0	0	0	1	0	0	1	1	1	0	0	0	0	0	1	0	0	0	0	1	0	0
Somalia Danish various	201	59	0	0	0	0	0	0	0	0	0	0	0	0	0	0	0	0	1	0	0	0	0	0	0	0
Tanzania Sandawa	66	33	1	1	0	0	0	0	0	0	0	1	0	0	0	0	0	0	0	0	0	0	0	0	0	1
Tanzania various	132	67	1	1	0	0	0	1	0	0	1	1	1	1	0	0	0	0	1	0	0	0	0	0	0	0
Uganda	118	52	0	0	0	0	0	0	0	0	1	1	0	0	0	0	0	0	0	0	0	0	0	0	0	0
Eastern Zambia, Eastern Bantus	88	49	1	1	0	0	0	1	0	0	1	1	1	0	0	0	0	1	1	0	0	0	0	0	0	0
Western Zambia, Eastern Bantus	263	109	1	1	1	0	0	1	0	0	1	1	1	1	0	0	0	1	1	0	0	0	0	0	0	0
Western Zambia, Western Bantus	192	82	1	1	0	1	0	1	0	0	0	1	1	1	0	0	0	1	1	0	0	0	0	1	0	0

Tunisia	117	80	0	0	0	0	0	0	0	0	0	0	0	0	0	0	0	0	0	0	0	0	0	0	0
Tunisia Berbers various	66	25	0	0	0	0	0	0	0	0	0	0	0	0	0	0	0	0	0	0	0	0	0	0	0
Egypt various	92	64	0	0	0	0	0	0	0	0	0	0	0	0	0	0	0	0	0	0	0	0	0	0	0
Algeria	100	54	0	1	0	0	0	0	0	0	1	0	0	0	0	0	0	0	0	0	0	0	0	0	1
Lybia	63	52	0	0	0	0	0	0	0	0	0	0	0	0	0	0	0	0	0	0	0	0	0	0	0
Morocco Moroccan	515	212	1	1	0	1	0	1	0	0	1	1	0	0	0	0	0	0	0	0	0	0	0	0	0
Morocco Arabs various	104	61	0	0	0	0	0	0	0	0	0	1	0	0	0	0	0	0	0	0	0	0	0	0	0
Mozabites	68	22	0	0	0	0	0	0	0	0	0	0	0	0	0	0	0	0	0	0	0	0	0	0	0
Tunisia Sfax various	105	64	0	0	0	0	0	0	0	0	0	0	0	0	0	0	0	0	0	0	0	0	0	0	1
Namibia	54	32	1	0	0	0	0	1	0	0	0	1	1	0	0	0	0	1	1	0	0	0	0	0	0
Iranian Iran	128	93	0	0	0	0	0	0	0	0	0	0	0	0	0	0	0	0	0	0	0	0	0	0	0
Druzes Israel	234	89	0	0	0	0	0	0	0	0	0	0	0	0	0	0	0	0	1	0	0	0	0	0	0
Lebanon	650	298	0	0	0	0	0	0	0	0	1	0	0	0	0	0	0	0	0	1	0	0	0	0	1
Palestine	364	181	0	0	0	0	0	0	0	0	0	0	1	0	0	0	0	0	0	0	0	0	0	0	0
Kuwait	148	45	0	0	0	0	0	0	0	0	0	0	0	0	0	0	0	1	0	0	0	0	0	0	0
Oman	99	68	1	0	0	0	0	0	0	0	1	0	0	0	0	0	0	1	1	0	0	0	0	0	0
Saudi Arabia	106	60	0	0	0	0	0	0	0	0	0	0	0	0	0	0	0	0	0	0	0	1	0	0	0
Yemen	104	52	0	0	0	0	0	0	0	0	1	0	0	0	0	0	0	0	0	0	0	0	0	0	1
Dubai	217	146	1	1	0	0	0	1	0	0	0	1	0	0	0	0	0	0	1	0	0	0	1	0	0
Iran	104	91	0	1	0	0	0	0	0	0	0	0	1	0	0	0	0	0	1	0	0	0	0	0	0
Cyprus	163	97	0	0	0	0	0	0	0	0	0	0	0	0	0	0	0	0	0	0	0	0	0	0	1
Syria Syrians	161	124	0	0	0	0	0	0	0	0	0	0	0	0	0	0	0	0	0	0	0	0	0	0	1
Turkey various	140	78	0	0	0	0	0	0	0	0	1	0	0	0	0	0	0	0	0	0	0	0	0	0	0
Turkey Anatolia	520	330	0	0	0	0	0	0	0	0	1	0	0	0	0	0	0	0	0	0	0	0	0	0	1
Bangladesh	284	197	0	0	0	0	0	0	0	0	0	0	0	0	0	0	0	0	0	0	0	0	0	0	0
Saraswat Brahmin	122	92	0	0	0	0	0	0	0	0	0	0	0	0	0	0	0	0	0	0	0	0	0	0	0
India Tamil Nadu	152	108	0	0	0	0	0	0	0	0	0	0	0	0	0	0	0	0	0	0	0	0	0	0	0
Jat Sikhs	80	47	0	0	0	0	0	0	0	0	0	0	0	0	0	0	0	0	0	0	0	0	0	0	0
Northern India	78	56	0	0	0	0	0	0	0	0	0	0	0	0	0	0	0	0	0	0	0	0	0	0	0
Eastern India	127	77	0	0	0	0	0	0	0	0	0	0	0	0	0	0	0	0	0	0	0	0	0	0	0

Southern India	295	155	0	0	0	0	0	0	0	0	0	0	0	0	0	0	0	0	1	0	0	0	0	0	0
Central India	69	27	0	0	0	0	0	0	0	0	0	0	0	0	0	0	0	0	0	0	0	0	0	0	0
Western India	59	49	0	0	0	0	1	0	0	0	0	0	0	0	0	0	0	0	0	0	0	0	0	0	0
Mahadeokoli	50	39	0	0	0	0	0	0	0	0	0	0	1	0	0	0	0	0	0	0	0	0	0	0	0
Thakar	48	28	0	0	0	0	0	0	0	0	0	0	0	0	0	0	0	0	0	0	0	0	0	0	0
Pakistan	177	119	0	0	0	0	0	1	0	0	0	0	0	0	0	0	0	0	0	0	0	0	0	0	0
Sri-Lanka	207	162	0	0	0	0	0	0	0	0	0	0	0	0	0	0	0	0	0	0	0	0	0	0	0
France	57	35	0	0	0	0	0	0	0	0	0	0	0	0	0	0	0	0	0	0	0	0	0	0	0
- Northern Portugal	60	48	0	0	0	0	0	0	0	0	0	0	0	0	0	0	0	0	0	0	0	0	0	0	0
- Southern Portugal	78	66	0	0	0	0	0	0	0	0	0	0	0	0	0	0	0	0	0	0	0	0	0	0	0
EasternAndalusia	95	60	0	0	0	0	0	0	0	0	0	0	0	0	0	0	0	0	0	0	0	0	0	0	0
Galicia	89	65	0	0	0	0	0	0	0	0	0	0	0	0	0	0	0	0	0	0	0	0	0	0	0
Spain - Northern Castilla	130	85	0	0	0	0	0	0	0	0	0	0	0	0	0	0	0	0	0	0	0	0	0	0	0
Portuguese Jew	86	49	0	0	0	0	0	0	0	0	0	0	0	0	0	0	0	0	0	0	0	0	0	0	0
Phillipines	76	64	0	0	1	0	0	0	0	0	0	0	0	1	1	0	0	0	0	0	0	0	0	0	0
Malay Singapore	180	134	0	0	1	0	0	0	0	0	0	0	0	0	1	0	0	0	0	0	0	0	0	0	0
Malay Malaysia	334	245	0	0	1	0	0	0	0	1	0	0	0	0	1	1	0	0	0	0	0	0	0	0	0
Iban	105	57	0	0	0	0	0	0	0	0	0	0	0	0	1	0	0	0	0	0	0	0	0	0	0
Bidayuh	113	45	0	0	0	0	0	0	0	0	0	0	0	0	0	0	0	0	0	0	0	0	0	0	0
Melanau	104	39	0	0	1	0	0	0	0	0	0	0	0	0	1	0	0	0	0	0	0	0	0	0	0
Timor	113	81	0	0	1	0	0	0	0	0	0	0	1	0	1	0	0	0	0	0	0	0	0	0	0
Flores	385	126	0	0	0	0	0	0	0	0	0	0	0	0	0	0	0	0	0	1	0	0	0	0	1
Lembata	89	40	0	0	0	0	0	0	0	0	0	1	1	0	0	0	0	1	0	1	0	0	0	0	1
Sumba	349	73	0	0	1	0	0	0	0	0	0	0	0	0	1	0	0	0	1	0	0	0	0	0	0
Vietnam	113	84	0	0	0	0	0	0	0	0	0	0	0	0	0	0	0	0	0	0	0	0	0	0	0
Bali	632	171	0	0	1	0	0	0	0	0	0	0	0	0	1	1	0	0	0	0	0	0	0	0	0
Borneo	85	35	0	0	1	0	0	0	0	0	0	0	0	0	1	1	0	0	0	0	0	0	0	0	0
Java	61	37	0	0	1	0	0	0	0	0	0	0	0	0	0	0	0	0	0	0	0	0	0	0	0
Mentawai	73	18	0	0	0	0	0	0	0	1	0	0	0	0	0	1	0	0	0	0	0	0	0	0	0
Nias	60	15	0	0	1	0	0	0	0	1	0	0	0	0	0	1	0	0	0	0	1	0	0	0	0

Oceania various	66	40	0	0	0	0	0	0	0	0	0	0	0	0	0	0	0	0	0	0	0	0	0	0	0
Papouasie New Guinea	47	42	0	0	0	0	0	0	0	0	1	0	0	0	0	0	0	0	0	0	0	0	0	0	0
Tahiti	24	14	0	0	0	0	0	0	0	0	0	0	0	0	0	0	0	0	0	0	0	0	0	0	0
Vanuatu	44	32	0	0	0	0	0	0	0	0	0	0	0	0	0	0	0	0	0	0	0	0	0	0	0
Thailand	41	39	0	0	0	0	0	0	0	0	0	0	0	0	1	0	0	0	0	0	0	0	0	0	0

Table S13. Shared haplotypes between the Antalaotra and the database, using seven Y-STR markers

	Number of individuals	Number of haplotypes	Hap.01	Hap.02	Hap.03	Hap.04	Hap.05	Hap.06	Hap.07	Hap.08	Hap.09	Hap.10	Hap.11	Hap.12	Hap.13	Hap.14	Hap.15	Hap.16	Hap.17	Hap.18	Hap.19	Hap.20	Hap.21	
			E1b1a	O1a2	J2b	E1b1a	O1a2	O1a2	T1	J1	T1	O2a1	O2a1	E2b	O2a1	O2a1	J2b	E2b	J2b	O2a1	O2a1	R1a1	E1b1a	
Ethiopia Omo valley	67	36	0	0	1	0	0	0	0	0	0	0	0	0	0	0	0	0	0	0	0	0	0	0
Kenya Massai	55	40	1	0	1	0	0	0	0	0	0	0	0	0	0	0	0	0	0	0	0	0	0	0
Equatorial Guinea	101	63	1	0	0	1	0	0	0	0	0	0	0	0	0	0	0	0	0	0	0	0	0	1
Gabon	828	239	1	0	0	1	0	0	0	0	0	0	1	1	0	0	0	1	0	0	0	0	0	1
Benin	78	51	1	0	0	1	0	0	0	0	0	0	0	0	0	0	0	0	0	0	0	0	0	1
Ivory coast	90	50	1	0	0	0	0	0	0	0	0	0	0	0	0	0	0	0	0	0	0	0	0	1
African central Republic	165	74	1	0	0	1	0	0	0	0	0	0	0	0	0	0	0	0	0	0	0	0	0	1
Guinea Bissau	161	106	1	0	0	1	0	0	0	0	0	0	0	0	0	0	0	0	0	0	0	0	0	1
Burkina Faso	323	142	1	0	0	0	0	0	0	0	0	0	0	0	0	0	0	0	0	0	0	0	0	1
Mozambique	154	56	1	0	0	1	0	0	0	0	0	0	0	1	0	0	0	0	0	0	0	0	0	1
Angola Nyaneka	75	40	0	0	0	1	0	0	0	0	0	0	0	0	0	0	0	1	0	0	0	0	0	1
Angola Ovimbudu	96	43	1	0	0	1	0	0	0	0	0	0	0	0	0	0	0	0	0	0	0	0	0	1
Angola various	65	39	0	0	0	1	0	0	0	0	0	0	0	1	0	0	0	0	0	0	0	0	0	1
Somalia Danish various	201	59	0	0	0	0	0	0	0	0	0	0	0	0	0	0	0	0	0	0	0	0	0	0
Tanzania Sandawa	66	33	1	0	0	0	0	0	0	0	0	0	0	0	0	0	0	0	0	0	0	0	0	0

Tanzania various	132	67	1	0	0	1	0	0	0	0	0	0	0	0	0	0	1	0	0	0	0	0	1
Uganda	118	52	0	0	0	0	0	0	0	0	0	0	0	0	0	0	0	0	1	0	0	0	0
Eastern Zambia, Eastern Bantus	88	49	1	0	0	1	0	0	0	0	0	0	0	1	0	0	0	0	0	0	0	0	1
Western Zambia, Eastern Bantus	263	109	1	1	0	1	0	0	0	0	0	0	0	0	0	0	0	0	0	0	0	0	1
Western Zambia, Western Bantus	192	82	1	0	0	1	0	0	0	0	0	0	0	1	0	0	0	0	0	0	0	0	1
Tunisia	117	80	0	0	0	0	0	0	0	0	0	0	0	0	0	0	0	0	0	0	0	0	0
Tunisia Berbers various	66	25	0	0	0	0	0	0	0	0	0	0	0	0	0	0	0	0	0	0	0	0	0
Egypt various	92	64	0	0	0	0	0	0	0	0	0	0	0	0	0	0	0	0	0	0	0	0	0
Algeria	100	54	1	0	0	0	0	0	0	1	0	0	0	0	0	0	0	0	0	0	0	1	1
Lybia	63	52	0	0	0	0	0	0	0	0	0	0	0	0	0	0	0	0	0	0	0	0	0
Morocco Moroccan	515	212	1	0	0	1	0	0	0	1	0	0	0	0	0	0	0	0	0	0	0	0	1
Morocco Arabs various	104	61	0	0	0	0	0	0	0	0	0	0	0	0	0	0	0	0	0	0	0	0	0
Mozabites	68	22	0	0	0	0	0	0	0	0	0	0	0	0	0	0	0	0	0	0	0	0	0
Tunisia Sfax various	105	64	0	0	0	0	0	0	0	0	0	0	0	0	0	0	0	0	0	0	0	0	0
Namibia	54	32	0	0	0	1	0	0	0	0	0	0	0	1	0	0	0	0	0	0	0	0	1
Iranian Iran	128	93	0	0	0	0	0	0	0	0	0	0	0	0	0	0	0	0	0	0	0	0	0
Druzes Israel	234	89	0	0	0	0	0	0	1	0	0	0	0	0	0	0	0	0	0	0	0	0	0
Lebanon	650	298	0	0	0	0	0	0	1	1	0	0	0	0	0	0	0	0	0	0	0	0	0
Palestine	364	181	0	0	0	0	0	0	1	1	0	0	0	1	0	0	0	0	0	0	0	0	1
Kuwait	148	45	0	0	0	0	0	0	0	0	0	0	0	0	0	0	0	0	0	0	0	0	1
Oman	99	68	0	0	0	0	0	0	0	0	0	0	0	1	0	0	0	0	0	0	0	1	0
Saudi Arabia	106	60	0	0	0	0	0	0	0	0	0	0	0	0	0	0	1	0	0	0	0	0	0
Yemen	104	52	0	0	0	0	0	0	0	0	0	0	0	0	0	0	0	0	0	0	0	0	0
Dubai	217	146	1	0	0	1	0	0	0	1	0	0	0	1	0	0	0	0	0	0	0	0	1
Iran	104	91	1	0	0	0	0	0	0	0	0	0	0	0	0	0	0	0	0	0	0	0	1
Cyprus	163	97	0	0	0	0	0	0	1	0	0	0	0	0	0	0	0	0	0	0	0	0	0
Syria Syrians	161	124	0	0	0	0	0	0	1	0	0	0	0	0	0	1	0	0	0	0	0	1	0
Turkey various	140	78	0	0	0	0	0	0	0	0	0	0	0	0	0	0	0	0	0	0	0	1	0
Turkey Anatolia	520	330	0	0	0	0	0	0	1	0	0	0	0	0	0	1	0	0	0	0	0	1	0
Bangladesh	284	197	0	0	0	0	0	0	0	0	1	0	0	1	0	0	0	0	1	0	1	0	0
Saraswat Brahmin	122	92	0	0	0	0	0	0	0	0	0	0	0	0	0	0	0	0	0	0	0	1	0
India Tamil Nadu	152	108	0	0	0	0	0	0	0	0	0	0	0	0	0	1	0	0	0	0	0	1	0
Jat Sikhs	80	47	0	0	0	0	0	0	0	0	0	0	0	0	0	0	0	0	0	0	0	1	0
Northern India	78	56	0	0	0	0	0	0	1	0	0	0	0	0	0	0	0	0	0	0	0	0	0

Eastern India	127	77	0	0	0	0	0	0	0	1	0	0	0	0	0	0	0	0	0	0	0	0	0
Southern India	295	155	0	0	0	0	0	0	0	0	0	1	1	0	0	0	0	0	0	0	0	0	0
Central India	69	27	0	0	0	0	0	0	0	0	0	1	0	0	0	0	0	0	0	0	0	0	0
Western India	59	49	0	0	1	0	0	0	0	0	0	0	0	0	0	0	0	0	0	0	0	1	0
Mahadeokoli	50	39	0	0	0	0	0	0	0	0	0	0	0	0	0	0	0	0	0	0	0	0	0
Thakar	48	28	0	0	0	0	0	0	0	0	0	0	0	0	0	0	0	0	0	0	0	0	0
Pakistan	177	119	0	0	0	1	0	0	0	1	0	0	0	0	0	0	0	0	0	0	0	0	0
Sri-Lanka	207	162	0	0	0	0	0	0	0	0	0	0	0	0	0	0	0	0	0	0	0	1	0
France	57	35	0	0	0	0	0	0	0	0	0	1	0	0	0	0	0	0	0	0	0	0	0
Northern Portugal	60	48	0	0	0	0	0	0	0	0	0	0	0	0	0	0	0	0	0	0	0	0	0
Southern Portugal	78	66	0	0	0	0	0	0	0	0	0	0	0	0	0	0	0	0	0	0	0	0	0
Eastern Andalusia	95	60	0	0	0	0	0	0	0	1	0	0	0	0	0	0	0	0	0	0	0	0	0
Galicia	89	65	0	0	0	0	0	0	0	0	0	0	0	0	0	0	0	0	0	0	0	0	0
Spain - Northern Castilla	130	85	0	0	0	0	0	0	0	0	0	1	0	1	1	0	0	0	0	0	0	0	0
Portuguese Jew	86	49	0	0	0	0	0	0	0	1	0	0	0	0	0	0	0	0	0	0	0	0	0
Phillipines	76	64	0	1	0	0	1	1	0	0	0	0	0	0	0	0	0	0	0	0	0	0	0
Malay Singapore	180	134	0	1	0	0	0	1	0	0	0	1	0	0	1	0	0	0	0	0	0	0	0
Malay Malaysia	334	245	0	1	0	0	1	1	0	0	0	1	1	0	1	0	0	0	0	1	0	1	0
Iban	105	57	0	0	0	0	0	1	0	0	0	0	0	1	0	0	0	0	0	1	0	0	0
Bidayuh	113	45	0	0	0	0	0	0	0	0	0	0	0	1	0	0	0	0	0	0	0	0	0
Melanau	104	39	0	1	0	0	0	1	0	0	0	1	0	0	1	0	0	0	0	0	0	0	0
Timor	113	81	0	1	0	0	1	0	0	0	0	1	0	0	0	0	0	0	0	0	0	0	1
Flores	385	126	0	0	0	0	0	0	0	0	0	0	0	0	0	0	0	0	0	0	0	0	1
Lembata	89	40	0	0	0	0	0	0	0	0	0	0	0	0	0	0	0	0	0	0	0	0	0
Sumba	349	73	0	1	0	0	0	1	1	0	0	0	0	0	0	0	0	0	0	0	0	0	0
Vietnam	113	84	0	0	0	0	0	0	0	0	1	1	0	0	0	0	0	0	0	0	0	0	0
Bali	632	171	0	1	0	0	1	1	0	0	0	1	1	0	1	0	0	0	0	0	1	0	0
Borneo	85	35	0	1	0	0	1	1	0	0	0	1	0	0	1	0	0	0	0	0	0	0	0
Java	61	37	0	1	0	0	0	0	0	0	0	1	1	0	1	0	0	0	0	0	0	0	0
Mentawai	73	18	0	0	0	0	0	1	0	0	0	0	0	0	0	0	0	0	0	0	0	0	0
Nias	60	15	0	1	0	0	0	1	0	0	0	0	0	0	0	0	0	0	0	0	0	0	0
Oceania various	66	40	0	0	0	0	0	0	0	0	0	0	0	0	0	0	0	0	0	0	0	0	0
Papouasie New Guinea	47	42	0	0	0	0	0	0	0	0	0	0	0	0	0	0	0	0	0	0	0	0	1
Tahiti	24	14	0	0	0	0	0	0	0	0	0	0	0	0	0	0	0	0	0	0	0	0	0
Vanuatu	44	32	0	0	0	0	0	0	0	0	0	0	0	0	0	0	0	0	0	0	0	0	0
Thailand	41	39	0	0	0	0	0	1	0	0	0	0	0	0	1	0	0	0	0	1	0	0	0

Table S14. Shared haplotypes between the Anteony and the database using seven Y-STR markers

	Number of individuals	Number of haplotypes	Hap.01	Hap.02	Hap.03	Hap.04	Hap.05	Hap.06	Hap.07	Hap.08	Hap.09	Hap.10	Hap.11	Hap.12
			E1b1a	E1b1a	E1b1a	E1b1a	T1	J1	T1	T1	T1	E1b1b	O2a1	T1
Ethiopia Omo valley	67	36	0	0	0	0	0	0	0	0	0	1	0	0
Kenya Massai	55	40	0	1	0	0	0	0	0	0	0	0	0	0
Equatorial Guinea	101	63	1	1	1	0	0	0	0	0	0	0	0	0
Gabon	828	239	1	1	1	0	0	0	0	0	0	0	0	0
Benin	78	51	1	1	1	0	0	0	0	0	0	0	0	0
Ivory coast	90	50	1	1	0	0	0	0	0	0	0	0	0	0
African central Republic	165	74	1	1	1	0	0	0	0	0	0	0	0	0
Guinea Bissau	161	106	1	1	1	0	0	0	0	0	0	1	0	0
Burkina Faso	323	142	1	1	0	0	0	0	0	0	0	1	0	0
Mozambique	154	56	1	1	1	0	0	0	0	0	0	0	0	0
Angola Nyaneka	75	40	1	0	1	0	0	0	0	0	0	0	0	0
Angola Ovimbudu	96	43	1	1	1	0	0	0	0	0	0	0	0	0
Angola various	65	39	1	0	1	0	0	0	0	0	0	0	0	1
Somalia Danish various	201	59	0	0	0	0	0	0	0	0	0	0	0	0
Tanzania Sandawa	66	33	1	1	0	0	0	0	0	0	0	0	0	0
Tanzania various	132	67	1	1	1	0	0	0	0	0	0	0	0	0
Uganda	118	52	0	0	0	0	0	0	0	0	0	1	0	0
Eastern Zambia, Eastern Bantus	88	49	1	1	1	0	0	0	0	0	0	0	0	0
Western Zambia, Eastern Bantus	263	109	1	1	1	0	0	0	0	0	0	0	0	0
Western Zambia, Western Bantus	192	82	1	1	1	0	0	0	0	0	0	0	0	0
Tunisia	117	80	0	0	0	0	0	0	0	0	0	0	0	0

Tunisia Berbers various	66	25	0	0	0	0	0	0	0	0	0	0	0	0
Egypt various	92	64	0	0	0	0	0	0	0	0	0	0	0	0
Algeria	100	54	0	1	0	0	0	1	0	0	0	0	0	0
Lybia	63	52	0	0	0	0	0	0	0	0	0	0	0	0
Morocco Moroccan	515	212	1	1	1	0	0	1	0	0	0	0	0	0
Morocco Arabs various	104	61	0	0	0	0	0	0	0	0	0	1	0	0
Mozabites	68	22	0	0	0	0	0	0	0	0	0	0	0	0
Tunisia Sfax various	105	64	0	0	0	0	0	0	0	0	0	0	0	0
Namibia	54	32	1	0	1	0	0	0	0	0	0	0	0	0
Iranian Iran	128	93	0	0	0	0	0	0	0	0	0	0	0	0
Druzes Israel	234	89	0	0	0	0	1	0	0	0	0	1	0	0
Lebanon	650	298	0	0	0	0	1	1	0	1	0	1	0	0
Palestine	364	181	0	0	0	0	1	1	0	0	0	1	0	0
Kuwait	148	45	0	0	0	0	0	0	0	0	0	0	0	0
Oman	99	68	1	0	0	0	0	0	0	0	0	0	0	0
Saudi Arabia	106	60	0	0	0	0	0	0	0	0	0	0	0	0
Yemen	104	52	0	0	0	0	0	0	0	0	0	1	0	0
Dubai	217	146	1	1	1	0	0	1	0	0	0	1	0	0
Iran	104	91	0	1	0	0	0	0	0	0	0	0	0	0
Cyprus	163	97	0	0	0	0	0	1	0	0	0	1	0	0
Syria Syrians	161	124	0	0	0	0	0	1	0	0	0	0	0	0
Turkey various	140	78	0	0	0	0	0	0	0	0	0	0	0	0
Turkey Anatolia	520	330	0	0	0	0	0	1	0	1	0	1	0	1
Bangladesh	284	197	0	0	0	0	0	0	0	0	0	0	1	0
Saraswat Brahmin	122	92	0	0	0	0	0	0	0	0	0	0	0	0
India Tamil Nadu	152	108	0	0	0	0	0	0	0	0	0	0	0	0
Jat Sikhs	80	47	0	0	0	0	0	0	0	0	0	0	0	0
Northern India	78	56	0	0	0	0	0	1	0	0	0	0	0	0
Eastern Indian	127	77	0	0	0	0	0	1	0	0	0	0	0	0

Southern India	295	155	0	0	0	0	0	0	0	0	0	0	0	1	0
Central India	69	27	0	0	0	0	0	0	0	0	0	0	0	1	0
Western India	59	49	0	0	0	0	0	0	0	0	0	0	0	0	0
Mahadeokoli	50	39	0	0	0	0	0	0	0	0	0	0	0	0	0
Thakar	48	28	0	0	0	0	0	0	0	0	0	0	0	0	0
Pakistan	177	119	0	0	1	0	0	1	0	0	0	0	0	0	0
Sri-Lanka	207	162	0	0	0	0	0	0	0	0	0	0	0	0	0
France	57	35	0	0	0	0	0	0	0	0	0	0	0	0	0
Northern Portugal	60	48	0	0	0	0	0	0	0	0	0	0	1	0	0
Southern Portugal	78	66	0	0	0	0	0	0	0	0	0	0	0	0	0
Eastern Andalusia	95	60	0	0	0	0	0	1	0	0	0	0	0	0	0
Galicia	89	65	0	0	0	0	0	0	0	0	0	0	1	0	0
Spain - Northern Castilla	130	85	0	0	0	0	0	0	0	0	0	0	1	0	0
Portuguese Jew	86	49	0	0	0	0	0	1	0	1	0	1	0	0	0
Phillipines	76	64	0	0	0	0	0	0	0	0	0	0	0	0	0
Malay Singapore	180	134	0	0	0	0	0	0	0	0	0	0	0	1	0
Malay Malaysia	334	245	0	0	0	0	0	0	0	0	0	0	0	1	0
Iban	105	57	0	0	0	0	0	0	0	0	0	0	0	0	0
Bidayuh	113	45	0	0	0	0	0	0	0	0	0	0	0	0	0
Melanau	104	39	0	0	0	0	0	0	0	0	0	0	0	1	0
Timor	113	81	0	0	0	0	0	0	0	1	0	0	0	0	0
Flores	385	126	0	0	0	0	0	0	0	0	0	0	0	0	1
Lembata	89	40	0	0	0	0	0	0	0	1	0	0	0	0	0
Sumba	349	73	0	0	0	0	1	0	0	1	0	0	0	0	0
Vietnam	113	84	0	0	0	0	0	0	1	0	0	0	0	1	0
Bali	632	171	0	0	0	0	0	0	0	0	0	0	0	1	0
Borneo	85	35	0	0	0	0	0	0	0	0	0	0	0	1	0
Java	61	37	0	0	0	0	0	0	0	0	0	0	0	1	0

Mentawai	73	18	0	0	0	0	0	0	0	0	0	0	0	0
Nias	60	15	0	0	0	0	0	0	0	0	0	0	0	0
Oceania various	66	40	0	0	0	0	0	0	0	0	0	0	0	0
Papouasie NG	47	42	0	0	0	0	0	0	0	1	0	0	0	0
Tahiti	24	14	0	0	0	0	0	0	0	0	0	0	0	0
Vanuatu	44	32	0	0	0	0	0	0	0	0	0	0	0	0
Thailand	41	39	0	0	0	0	0	0	0	0	0	0	0	0

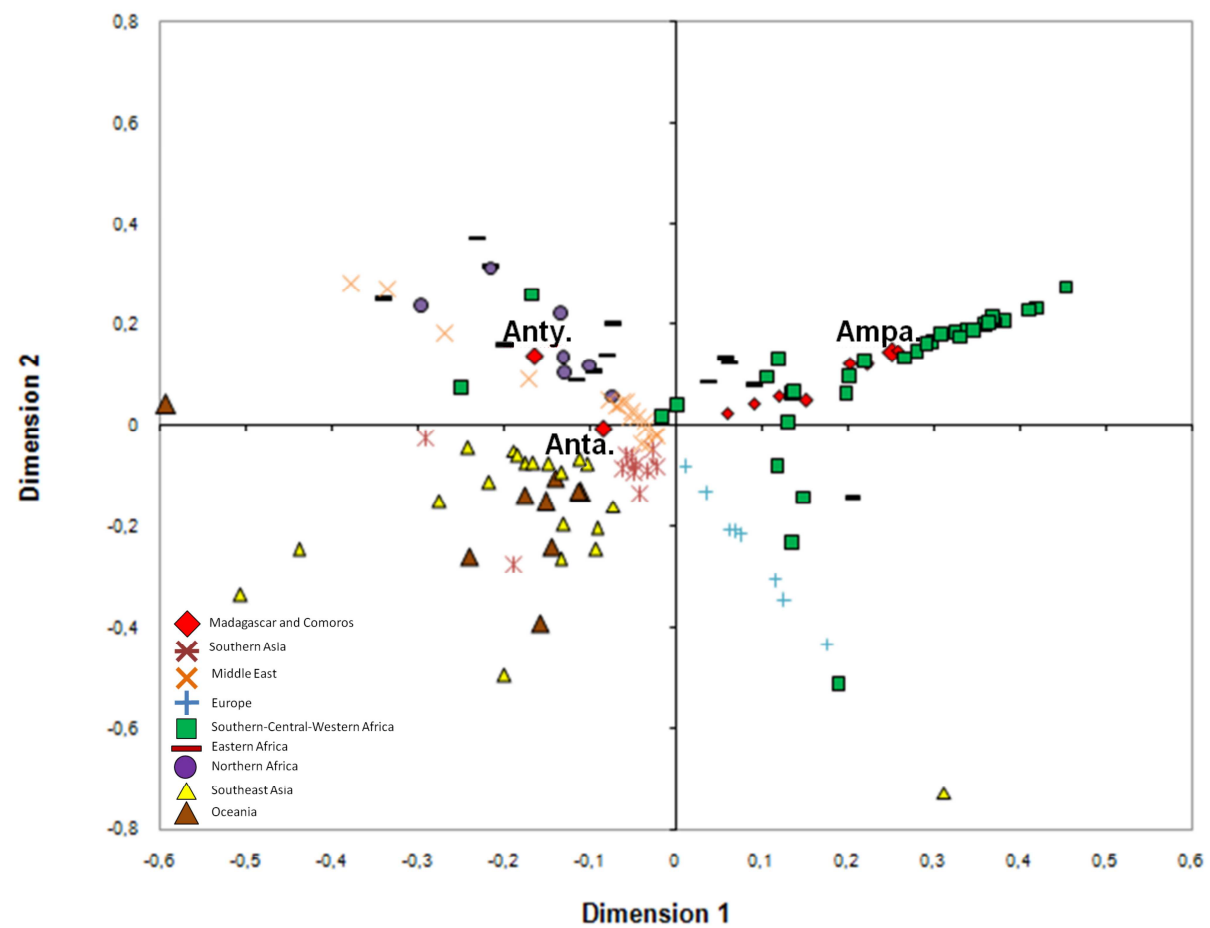


Figure S2. MDS plot of F_{ST} computed from Y haplogroup frequencies between the Antemoro and populations from various geographic regions (Kruskal stress =0.227). Anty: Anteony, Anta: Antalaotra, Ampa: Ampanabaka.

Table S15. Population pairwise F_{ST} values based on HVI in our three Antemoro groups

	Ampanabaka		Anteony		Antalaotra	
	F_{ST}	Significativity seuil 5%	F_{ST}	Significativity seuil 5%	F_{ST}	Significativity seuil 5%
Ampanabaka	*	*				
Anteony	0.00308	-	*	*		
Antalaotra	-0.01249	-	-0.00327	-	*	*
Highlands Madagascar	0.02868	+	0.03267	+	0.02209	-
Antanosy	-0.01371	-	0.01076	-	-0.00457	-
Antandroy	0.00390	-	0.01923	+	0.00963	-
Mikea	0.02314	+	0.01603	+	0.02761	+
Vezo - Northern Tulear	0.02224	+	0.00432	-	0.01967	+
Vezo - Southern Tulear	-0.00476	-	0.03348	+	0.01146	-
Angola Nyaneka	0.11328	+	0.07044	+	0.11840	+
Angola Ovimbudu	0.09680	+	0.05456	+	0.10350	+
Fon Benin	0.08136	+	0.04245	+	0.08817	+
Cabinda Angola	0.09690	+	0.06021	+	0.09970	+
Cabo verde	0.08850	+	0.05309	+	0.09153	+
Cameroon Ngumba	0.16808	+	0.12283	+	0.17060	+
Cameroon Pygmies Baka	0.55022	+	0.50240	+	0.55342	+
Cameroon Pygmies Bakola	0.66479	+	0.62033	+	0.67106	+
Guanche Canaries Islands	0.15991	+	0.14576	+	0.14686	+
Egypt Arabs	0.07063	+	0.05093	+	0.07356	+
Egypt Copts	0.12162	+	0.11184	+	0.12323	+
Gabon Fang	0.14899	+	0.09860	+	0.15394	+
Gabon Mitsogo	0.09549	+	0.07485	+	0.09176	+
Gabon Nzebi	0.12772	+	0.08721	+	0.12803	+
Guinea Bissau	0.07790	+	0.04025	+	0.08038	+
Ivory coast Ahizi	0.06229	+	0.03867	+	0.06321	+
Ivory coast Yacouba	0.09363	+	0.04537	+	0.09984	+
Kenya Swahili	0.05018	+	0.02810	+	0.05026	+
Mali Malinke	0.09460	+	0.05130	+	0.09669	+
Moors Mauritania	0.09725	+	0.06210	+	0.09169	+
Morocco Berbers	0.09510	+	0.08424	+	0.08473	+
Mozambique	0.11165	+	0.06931	+	0.12438	+
Rwanda Hutu	0.09070	+	0.05299	+	0.09043	+
Sao Tome	0.10694	+	0.06191	+	0.11061	+
Senegal Mandenka	0.12783	+	0.08691	+	0.12581	+
Senegal Wolof	0.04823	+	0.02964	+	0.04262	+
South Africa Kung	0.24827	+	0.21230	+	0.25302	+
Tanzania Hadza	0.28846	+	0.21607	+	0.29385	+
Tanzania Sandawe	0.20552	+	0.15476	+	0.20437	+
Zimbabwe	0.09277	+	0.05355	+	0.09439	+
Tunisia	0.06120	+	0.04887	+	0.05491	+
Algeria	0.08023	+	0.06749	+	0.07702	+

Sahawari	0.06787	+	0.04662	+	0.05815	+
Samaritans	0.33822	+	0.32356	+	0.33873	+
Ethiopia Amharic Various	0.05723	+	0.03393	+	0.05769	+
Sudan Nubia	0.06086	+	0.02963	+	0.06248	+
Tunisia Various	0.10721	+	0.10270	+	0.10002	+
Morocco Berbers Bourhiah	0.09756	+	0.08690	+	0.08722	+
Morocco Berbers Figuig	0.06247	+	0.04542	+	0.05800	+
Egypt Berbers Siwa	0.10895	+	0.09627	+	0.10557	+
Libye Tuaregs	0.12846	+	0.11908	+	0.12261	+
Ethiopia various	0.09378	+	0.05562	+	0.09503	+
Thailand	0.08227	+	0.07177	+	0.08177	+
Vietnam	0.09358	+	0.08819	+	0.09253	+
Adonara	0.13116	+	0.12653	+	0.13945	+
Flores	0.08710	+	0.10163	+	0.09871	+
Banjamarsin	0.02975	+	0.03884	+	0.02490	+
New Guinea Highlands	0.25259	+	0.22107	+	0.23589	+
Solomon islands	0.10630	+	0.12811	+	0.10710	+
Bali	0.06684	+	0.06423	+	0.06663	+
Sumatra Medan	0.04542	+	0.04369	+	0.03906	+
Sumatra Pekanbaru	0.10916	+	0.10420	+	0.09859	+
Manus Province	0.09683	+	0.12830	+	0.10181	+
Nicobar	0.20554	+	0.18765	+	0.20302	+
Onges Nicobar	0.32064	+	0.28845	+	0.31826	+
Phillipins	0.05034	+	0.06103	+	0.04498	+
Iban	0.06033	+	0.07499	+	0.06550	+
Malay Kuala Lumpur	0.04972	+	0.05190	+	0.04927	+
Malay Singapore	0.04378	+	0.04690	+	0.04274	+
New Guinea Gidra	0.23700	+	0.19917	+	0.22786	+
Bismark Archipelago	0.09704	+	0.10592	+	0.09680	+
Vanuatu	0.20821	+	0.18571	+	0.19405	+
Socotra	0.17724	+	0.15978	+	0.16561	+
Iran	0.10943	+	0.10852	+	0.10039	+
Syria	0.12800	+	0.12024	+	0.11536	+
Yemen	0.05559	+	0.03587	+	0.04877	+
Israel	0.09226	+	0.08427	+	0.08405	+
Kurds	0.13986	+	0.13276	+	0.13012	+
Cyprus	0.12860	+	0.11876	+	0.11585	+
Irak	0.13200	+	0.12602	+	0.11922	+
Iranian	0.14142	+	0.14845	+	0.12968	+
Dubai	0.05482	+	0.05209	+	0.05009	+
Israel Druzes	0.11304	+	0.11458	+	0.10255	+
Turkey various	0.09878	+	0.10274	+	0.08912	+
Jordan	0.10029	+	0.09711	+	0.09070	+
Iran Kurds	0.11875	+	0.11773	+	0.11330	+
Iran persian	0.09001	+	0.09220	+	0.08300	+

Saudi Arabia	0.09682	+	0.09747	+	0.08927	+
Bangladesh	0.07566	+	0.06392	+	0.06978	+
Gujarat	0.07272	+	0.07014	+	0.06688	+
India Kamataka	0.09924	+	0.09787	+	0.09870	+
India Kerala	0.09643	+	0.09415	+	0.08908	+
Madyah Pradesh	0.07874	+	0.07195	+	0.07057	+
India Maharashtra	0.07309	+	0.06866	+	0.06764	+
India Orissa	0.06453	+	0.06705	+	0.06019	+
Punjab	0.08482	+	0.08768	+	0.07957	+
Tamil Nadu	0.07087	+	0.07347	+	0.06917	+
India Tripura	0.06450	+	0.05639	+	0.06377	+
Uttard Pradesh	0.08493	+	0.08333	+	0.07997	+
Western Bengal	0.06903	+	0.06565	+	0.06733	+
Sri Lanka	0.06777	+	0.06561	+	0.06261	+
Hindus India	0.07336	+	0.06996	+	0.06934	+
Sicily	0.13612	+	0.13838	+	0.12421	+
Galicia	0.18710	+	0.18053	+	0.17246	+
Catalan	0.13107	+	0.12519	+	0.12026	+
Andalusia	0.14915	+	0.14781	+	0.13732	+
Portuguese	0.15341	+	0.14304	+	0.14158	+
Corsica	0.13907	+	0.13813	+	0.12944	+
France	0.16960	+	0.16472	+	0.15596	+
England	0.15254	+	0.14757	+	0.14054	+
Greece	0.15678	+	0.15814	+	0.14518	+

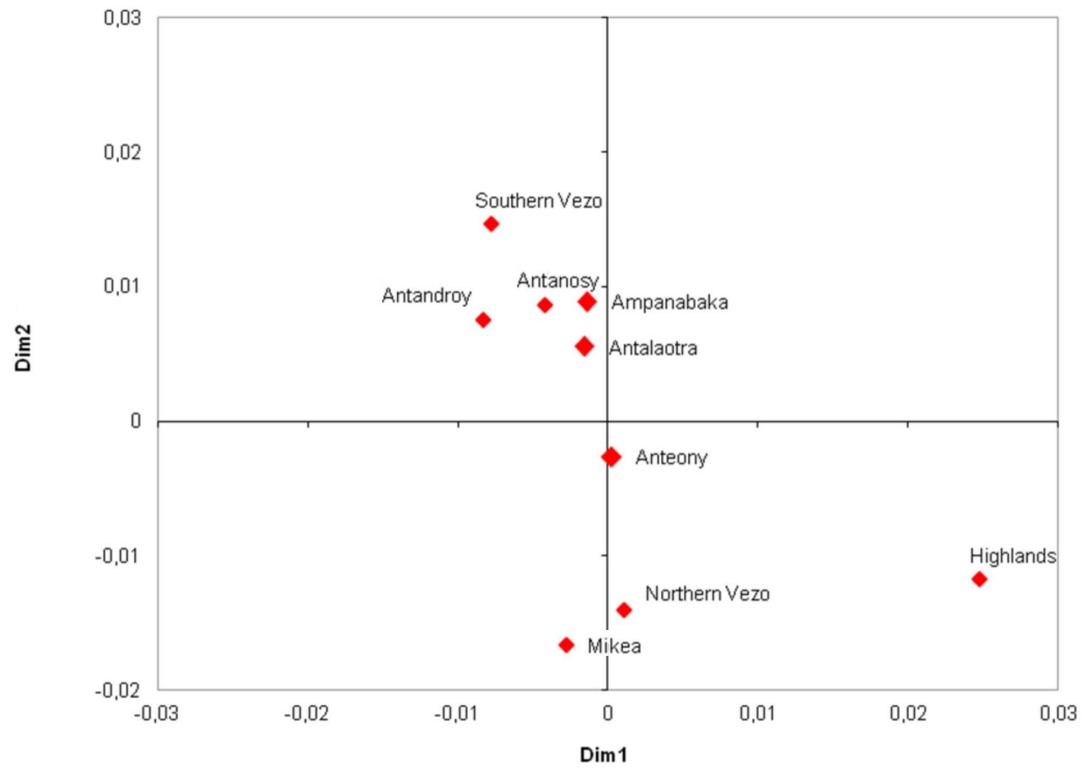


Figure S3. MDS plot computed from F_{ST} values between Malagasy populations, based on HVI data.

Lower diagonal: F_{ST} ; upper diagonal: p-values. (+) p-value significant at 1% ; (-) p-values non-significant at 1%. Kruskal stress = 0.329.

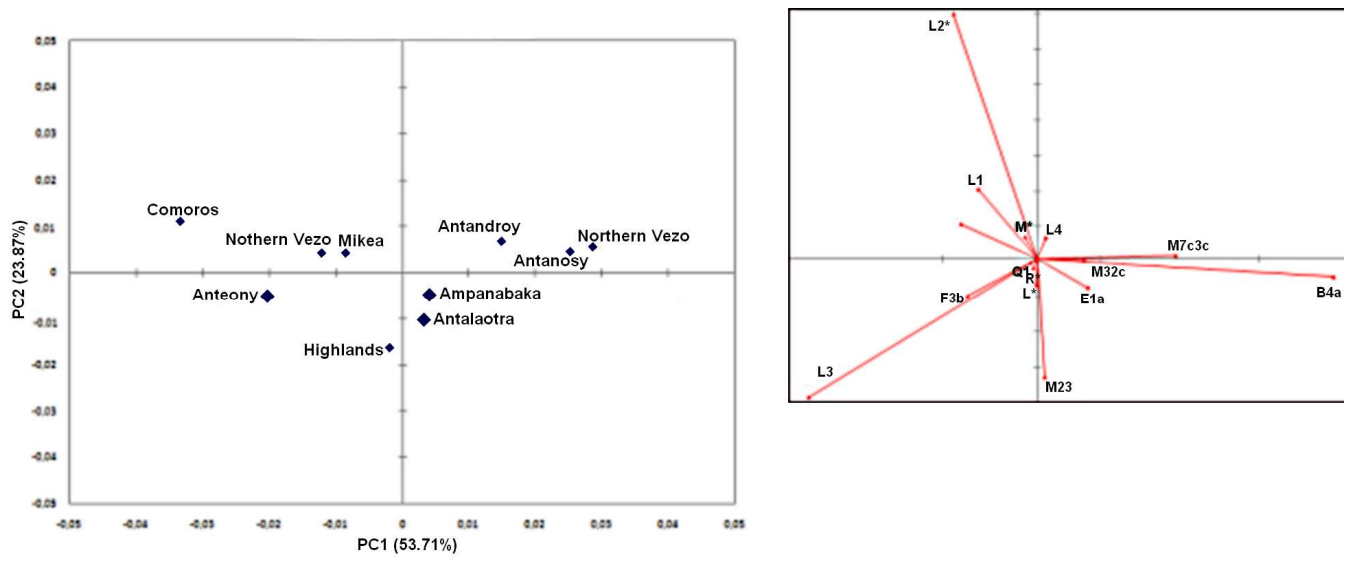


Figure S4. PCA computed from mitochondrial haplogroups frequency in Malagasy and Comoros populations. The insert showed the contribution of haplogroups to the two components.

Table S16. Shared HVI haplotypes between the Ampanabaka and the other Malagasy populations.

	Ampanabaka	Andriana	Antaisaka	Highlands	Antanosy	Antandroy	Mikea	Vezo - Northern	Vezo - Southern
n ind.	48	32	11	52	54	59	127	52	49
n hap.	20	7	8	21	25	23	28	18	20
Hap.01	1	0	0	0	0	1	1	0	0
Hap.02	1	0	0	0	1	2	0	0	0
Hap.03	4	0	1	2	8	4	6	2	6
Hap.04	4	9	0	3	3	2	18	6	0
Hap.05	1	0	1	0	0	0	0	0	0
Hap.06	4	0	0	1	0	0	0	0	1
Hap.07	2	0	1	0	1	1	0	0	0
Hap.08	1	0	0	0	0	0	0	0	0
Hap.09	3	0	3	0	2	0	0	0	0
Hap.10	11	16	2	4	11	16	17	4	15
Hap.11	1	0	0	0	0	0	0	0	0
Hap.12	2	0	0	8	2	4	10	2	1
Hap.13	2	0	0	1	1	2	14	6	7
Hap.14	1	0	0	0	0	0	1	0	0
Hap.15	1	0	0	0	0	0	0	1	0
Hap.16	2	3	1	0	3	1	12	1	4
Hap.17	2	0	0	2	0	0	1	4	0
Hap.18	3	0	0	0	2	2	5	5	1
Hap.19	1	0	0	0	0	1	0	0	0
Hap.20	1	0	0	0	0	0	0	0	0

Table S17. Shared HVI haplotypes between the Antalaotra and other Malagasy populations

	Antalaotra	Andriana	Antaisaka	Highlands	Antanosy	Antandroy	Mikea	Vezo - Northern	Vezo - Southern
n ind.	40	32	11	52	54	59	127	52	49
n hap.	27	7	8	21	25	23	28	18	20
Hap.01	1	0	1	2	8	4	6	2	6
Hap.02	5	9	0	3	3	2	18	6	0
Hap.03	2	0	0	1	0	0	0	0	1
Hap.04	2	0	3	0	2	0	0	0	0
Hap.05	8	16	2	4	11	16	17	4	15
Hap.06	5	0	0	8	2	4	10	2	1
Hap.07	2	0	0	1	1	2	14	6	7
Hap.08	1	3	1	0	3	1	12	1	4
Hap.09	3	0	0	0	2	2	5	5	1
Hap.10	1	0	0	0	0	0	0	0	0
Hap.11	2	1	0	1	2	7	3	3	1
Hap.12	2	0	0	0	0	0	0	0	0
Hap.13	1	0	0	0	0	0	0	0	0
Hap.14	1	0	0	0	0	0	0	0	0
Hap.15	1	0	0	0	4	0	0	2	1
Hap.16	2	0	0	0	0	0	0	0	0
Hap.17	1	0	0	0	0	0	0	0	0

Table S18. Shared HVI haplotypes between the Anteony and other Malagasy populations.

	Anteony	Andriana	Antaisaka	Highlands	Antanosy	Antandroy	Mikea	Vezo - Northern	Vezo - Southern
n ind.	47	32	11	52	54	59	127	52	49
n hap.	17	7	8	21	25	23	28	18	20
Hap.01	1	0	0	0	0	1	1	0	0
Hap.02	1	0	0	0	1	2	0	0	0
Hap.03	1	0	1	2	8	4	6	2	6
Hap.04	3	9	0	3	3	2	18	6	0
Hap.05	1	0	1	0	1	1	0	0	0
Hap.06	1	0	3	0	2	0	0	0	0
Hap.07	2	16	2	4	11	16	17	4	15
Hap.08	3	0	0	8	2	4	10	2	1
Hap.09	4	0	0	1	1	2	14	6	7
Hap.10	1	0	0	2	0	0	1	4	0
Hap.11	6	0	0	0	2	2	5	5	1
Hap.12	1	0	0	0	0	1	0	0	0
Hap.13	1	0	0	0	0	0	0	0	0
Hap.14	3	0	0	0	0	0	0	0	0
Hap.15	1	0	0	0	1	0	5	0	0
Hap.16	3	0	0	0	0	0	0	0	0
Hap.17	3	1	0	2	2	0	0	0	1
Hap.18	1	0	0	0	0	0	0	0	0
Hap.19	1	0	0	0	0	0	0	0	0
Hap.20	1	0	0	0	1	0	0	0	0
Hap.21	2	0	0	0	0	0	0	0	1
Hap.22	1	1	0	1	2	7	3	3	1
Hap.23	1	0	0	0	0	0	0	0	0
Hap.24	1	0	0	0	0	0	0	0	0
Hap.25	1	0	0	0	0	0	0	0	0
Hap.26	1	0	0	0	0	0	0	0	0
Hap.27	1	0	0	0	0	0	2	0	1

Table S19. Shared HVI unique haplotypes between the Ampanabaka and populations from the database

	Number of individuals	Number of haplotypes																				
		hap.01	hap.02	hap.03	hap.04	hap.05	hap.06	hap.07	hap.08	hap.09	hap.10	hap.11	hap.12	hap.13	hap.14	hap.15	hap.16	hap.17	hap.18	hap.19	hap.20	
Angola Nyaneka	147	70	L3d	L2a1	M7c3c	L3b	L3b	L3c3	L3e2b3	M32c	L0a2	B4a1a1a	B4a1a1a	M23	L2a1	L3b	L2a1	E1a1	L3e1a	F3b	L2a1	M7c3c
Angola Ovimbudu	98	60	1	0	0	0	0	1	0	0	1	0	0	0	1	0	0	0	1	0	0	0
Fon Benin	171	104	1	0	0	0	0	0	0	0	0	0	0	0	0	0	1	0	0	0	0	0
Cabinda Angola	110	69	0	0	0	0	0	1	0	0	1	0	0	0	0	0	0	0	1	0	0	0
Cabo verde	292	118	0	0	0	0	0	0	0	0	1	0	0	0	0	1	0	0	0	0	0	0
Cameroon Ngumba	88	43	0	0	0	0	0	0	0	0	0	0	0	0	0	1	0	0	0	0	0	0
Cameroon Pygmies Baka	87	13	0	0	0	0	0	0	0	0	0	0	0	0	0	0	0	0	0	0	0	0
Cameroon Pygmies Baloka	88	5	0	0	0	0	0	0	0	0	0	0	0	0	0	0	0	0	0	0	0	0
Guanche Canaries Islands	71	32	0	0	0	0	0	0	0	0	0	0	0	0	0	0	0	0	0	0	0	0
Egypt Arabs	102	44	0	0	0	0	0	0	0	0	0	0	0	0	0	0	0	0	0	0	0	0
Egypt Copt	100	30	0	0	0	0	0	0	0	0	0	0	0	0	0	0	0	0	0	0	0	0
Gabon Fong	66	35	0	0	0	0	0	0	0	0	0	0	0	0	0	0	0	0	1	0	0	0
Gabon Mitsogo	64	33	0	0	0	0	0	0	0	0	0	0	0	0	0	0	0	0	0	0	0	0
Gabon Nzebi	63	42	1	0	0	0	0	0	0	0	0	0	0	0	0	0	0	0	1	0	0	0
Guinea Bissau	372	176	1	0	0	1	0	0	0	0	0	0	0	0	0	1	0	0	0	0	0	0
Ivory coast Ahizi	129	54	0	0	0	0	0	0	0	0	0	0	0	0	0	1	0	0	0	0	0	0
Ivory coast Yacouba	61	41	0	0	0	0	0	0	0	0	0	0	0	0	0	0	0	0	0	0	0	0
Kenya swahili	200	117	0	0	0	0	0	1	0	0	1	0	0	0	0	1	0	0	0	0	0	0
Mali Malinke	60	48	0	0	0	0	0	0	0	0	0	0	0	0	0	0	0	0	0	0	0	0
Moors Mauritania	64	107	0	0	0	0	0	0	0	0	0	0	0	0	0	1	0	0	0	0	0	0
Morocco Berbers	181	107	0	0	0	0	1	0	0	0	0	0	0	0	0	0	0	0	0	0	0	0
Mozambique	416	135	1	0	0	0	0	1	0	0	1	0	0	1	0	1	0	1	0	1	0	0
Rwanda Hutu	106	58	1	0	0	0	0	0	0	0	0	0	0	0	0	1	0	0	0	0	0	0
Sao Tome	103	61	0	0	0	0	0	0	0	0	0	0	0	0	0	0	0	0	0	0	0	0
Senegal Mendenka	119	50	0	0	0	0	0	0	0	0	0	0	0	0	0	0	0	0	0	0	0	0
Senegal Wolof	91	76	0	0	0	0	0	0	0	0	0	0	0	0	0	1	0	0	0	0	0	0

South Africa Kung	59	14	0	0	0	0	0	0	0	0	0	0	0	0	0	0	0	0	0	0	0
Tanzania Hadza	79	26	0	0	0	0	1	0	0	0	0	0	0	0	0	1	0	0	0	0	0
Tanzania Sandawe	82	28	0	0	0	0	0	0	0	0	0	0	0	0	0	0	0	0	0	0	0
Zimbabwe	58	38	1	0	0	0	0	0	0	1	0	0	0	1	0	1	0	0	0	0	0
Tunisia	47	42	0	0	0	0	0	0	0	0	0	0	0	0	0	0	0	0	0	0	0
Algeria	47	26	0	0	0	0	0	0	0	0	0	0	0	0	0	0	0	0	0	0	0
Sahawari	56	41	0	0	0	0	0	0	0	0	0	0	0	0	0	0	0	0	0	0	0
Samar Tunisia	124	6	0	0	0	0	0	0	0	0	0	0	0	0	0	0	0	0	0	0	0
Ethiopia Amharic	270	139	1	0	0	0	0	0	0	0	0	0	0	0	1	0	0	0	0	0	0
Sudan-Nubia	161	106	0	0	0	0	0	0	0	0	0	0	0	0	1	0	0	0	0	0	0
Tunisia various	102	45	0	0	0	0	0	0	0	0	0	0	0	0	0	0	0	0	0	0	0
Morocco Berbers Bourhiah	70	35	0	0	0	0	0	0	0	0	0	0	0	0	0	0	0	0	0	0	0
Morocco Berbers Figuig	94	28	0	0	0	0	0	0	0	0	0	0	0	0	0	0	0	0	0	0	0
Egypt Berbers Siwa	78	22	0	0	0	0	0	0	0	0	0	0	0	0	0	0	1	0	0	0	0
Lybia various	129	16	0	0	0	0	0	0	0	0	0	0	0	0	0	0	0	0	0	0	0
Ethiopia various	116	71	1	0	0	0	0	0	0	1	0	0	0	0	0	0	0	0	0	0	0
Thailand various	71	61	0	0	0	0	0	0	0	0	0	0	0	0	0	0	0	0	0	0	0
Vietnam	65	50	0	0	0	0	0	0	0	0	0	0	0	0	0	0	0	0	0	0	0
Adonara	73	30	0	0	0	0	0	0	0	0	0	0	0	0	0	0	0	0	0	0	0
Flores	73	37	0	0	0	0	0	0	0	1	0	0	0	0	0	0	0	0	0	0	0
Banjamarsin	110	80	0	0	1	0	0	0	0	0	1	0	0	0	0	0	0	0	0	0	0
New Guinea Highlands	71	26	0	0	0	0	0	0	0	0	0	0	0	0	0	0	0	0	0	0	0
Solomon islands	64	14	0	0	0	0	0	0	0	1	0	0	0	0	0	0	0	0	0	0	0
Bali	64	52	0	0	1	0	0	0	0	0	0	0	0	0	0	0	0	0	0	0	0
Sumatra Medan	42	29	0	0	1	0	0	0	0	0	0	0	0	0	0	0	0	0	0	0	0
Sumatra Pekanbaru	54	34	0	0	1	0	0	0	0	0	0	0	0	0	0	0	0	0	0	0	0
Manus Province	144	35	0	0	1	0	0	0	0	0	1	0	0	0	0	0	0	0	0	0	0
Nicobar	46	22	0	0	0	0	0	0	0	0	0	0	0	0	0	0	0	0	0	0	0
Onges Nicobar	63	6	0	0	0	0	0	0	0	0	0	0	0	0	0	0	0	0	0	0	0
Philippins	144	70	0	0	1	0	0	0	0	0	0	0	0	0	0	0	0	0	1	0	0
Iban	83	30	0	0	0	0	0	0	0	0	0	0	0	0	0	0	0	0	0	0	0
Malay Kuala-Lumpur	124	90	0	0	1	0	0	0	0	0	0	0	0	0	0	0	0	0	0	0	0
Malay Singapore	205	132	0	0	1	0	0	0	0	0	0	0	0	0	0	0	0	0	0	0	0

New Guinea Gidra	59	20	0	0	0	0	0	0	0	0	0	0	0	0	0	0	0	0	0	0	0
Bismark Archipelago	47	21	0	0	0	0	0	0	0	0	0	1	0	0	0	0	0	0	0	0	0
Vanuatu	42	11	0	0	0	0	0	0	0	0	0	1	0	0	0	0	0	0	0	0	0
Socotra	65	17	0	0	0	0	0	0	0	0	0	0	0	0	0	0	0	0	0	0	0
Iran	146	113	0	0	0	0	0	0	0	0	0	0	0	0	0	0	0	0	0	0	0
Syria	49	46	0	0	0	0	0	0	0	0	0	0	0	0	0	0	0	0	0	0	0
Yemen	115	67	1	0	0	0	0	1	0	0	1	0	0	0	0	0	0	0	0	0	0
Israel	45	25	0	0	0	0	0	0	0	0	0	0	0	0	0	0	0	0	0	0	0
Kurds	78	57	0	0	0	0	0	0	0	0	0	0	0	0	0	0	0	0	0	0	0
Cyprus	91	59	0	0	0	0	0	0	0	0	0	0	0	0	0	0	0	0	0	0	0
Irak	52	52	0	0	0	0	0	0	0	0	0	0	0	0	0	0	0	0	0	0	0
Iranians	731	394	0	0	0	0	0	0	0	0	0	0	0	0	0	0	0	0	0	0	0
Dubai	249	154	1	0	0	0	0	1	0	0	1	0	0	1	1	0	0	0	0	0	0
Israel Druzes	311	79	0	0	0	0	0	0	0	0	0	0	0	0	0	0	0	0	0	0	0
Turkey various	234	184	0	0	0	0	0	0	0	0	0	0	0	0	0	0	0	0	0	0	0
Jordan	99	80	0	0	0	0	0	0	0	0	0	0	0	0	0	1	0	0	0	0	0
Iran Kurds	25	22	0	0	0	0	0	0	0	0	0	0	0	0	0	0	0	0	0	0	0
Persians	82	61	0	0	0	0	0	0	0	0	0	0	0	0	0	0	0	0	0	0	0
Saudi Arabia	553	260	1	0	0	1	0	0	0	0	1	0	0	0	0	0	1	0	0	0	0
Bangladesh	30	27	0	0	0	0	0	0	0	0	0	0	0	0	0	0	0	0	0	0	0
Gujarat	91	79	0	0	0	0	0	0	0	0	0	0	0	0	0	0	0	0	0	0	0
India Kamataka	201	60	0	0	0	0	0	0	0	0	0	0	0	0	0	0	0	0	0	0	0
India Kerala	230	72	0	0	0	0	0	0	0	0	0	0	0	0	0	0	0	0	0	0	0
Madyah Pradesh	82	54	0	0	0	0	0	0	0	0	0	0	0	0	0	0	0	0	0	0	0
India Maharashtra	221	146	0	0	0	0	0	0	0	0	0	0	0	0	0	0	0	0	0	0	0
India Orissa	153	106	0	0	0	0	0	0	0	0	0	0	0	0	0	0	0	0	0	0	0
Punjab	362	175	0	0	0	0	0	0	0	0	0	0	0	0	0	0	0	0	0	0	0
Tamils Nadu	427	207	0	0	0	0	0	0	0	0	0	0	0	0	0	0	0	0	0	0	0
India Tripura	134	134	0	0	0	0	0	0	0	0	0	0	0	0	0	0	0	0	0	0	0
Uttard Pradesh	232	165	0	0	0	0	0	0	0	0	0	0	0	0	0	0	0	0	0	0	0
Western Bengal	285	133	0	0	0	0	0	0	0	0	0	0	0	0	0	0	0	0	0	0	0
Sri Lanka	131	91	0	0	0	0	0	0	0	0	0	0	0	0	0	0	0	0	0	0	0
Hindus India	72	59	0	0	0	0	0	0	0	0	0	0	0	0	0	0	0	0	0	0	0

Sicily	226	133	0	0	0	0	0	0	0	0	0	0	0	0	0	0	0	0	0	0	0
Galicia	92	51	0	0	0	0	0	0	0	0	0	0	0	0	0	0	0	0	0	0	0
Catalan	46	28	0	0	0	0	0	0	0	0	0	0	0	0	0	0	0	0	0	0	0
Andalusia	115	70	0	0	0	0	0	0	0	0	0	0	0	0	0	0	0	0	0	0	0
Portuguese	54	37	0	0	0	0	0	0	0	0	0	0	0	0	0	0	0	0	0	0	0
Corsica	53	35	0	0	0	0	0	0	0	0	0	0	0	0	0	0	0	0	0	0	0
France	110	72	0	0	0	0	0	0	0	0	0	0	0	0	0	0	0	0	0	0	0
England	100	66	0	0	0	0	0	0	0	0	0	0	0	0	0	0	0	0	0	0	0
Greece	114	55	0	0	0	0	0	0	0	0	0	0	0	0	0	0	0	0	0	0	0

Table S20. Shared HVI unique haplotypes between the Antalaotra and populations from the database

	Number of individuals	Number of haplotypes	hap.01	hap.02	hap.03	hap.04	hap.05	hap.06	hap.07	hap.08	hap.09	hap.10	hap.11	hap.12	hap.13	hap.14	hap.15	hap.16	hap.17
			M7c3c	L3b	L3c3	L0a2	B4a1a1a	M23	L2a1	E1a1	F3b	L3c3	M32c	L3e2b3	M7c3c	M32c	B4a1a1a	F3b	L3b
Angola Nyaneka	147	70	0	0	1	1	0	0	0	0	0	0	0	0	0	0	0	0	0
Angola Ovimbudu	98	60	0	0	1	1	0	0	1	0	0	0	0	0	0	0	0	0	0
Fon Benin	171	104	0	0	0	0	0	0	0	0	0	0	0	0	0	0	0	0	0
Cabinda Angola	110	69	0	0	1	1	0	0	0	0	0	0	0	0	0	0	0	0	0
Cabo verde	292	118	0	0	0	0	1	0	0	0	0	0	0	0	0	0	0	0	0
Cameroon Ngumba	88	43	0	0	0	0	0	0	0	0	0	0	0	0	0	0	0	0	0
Cameroon Pygmies Baka	87	13	0	0	0	0	0	0	0	0	0	0	0	0	0	0	0	0	0
Cameroon Pygmies Baloka	88	5	0	0	0	0	0	0	0	0	0	0	0	0	0	0	0	0	0
Guanche Canaries Islands	71	32	0	0	0	0	0	0	0	0	0	0	0	0	0	0	0	0	0
Egypt Arabs	102	44	0	0	0	0	0	0	0	0	0	0	0	0	0	0	0	0	0
Egypt Copt	100	30	0	0	0	0	0	0	0	0	0	0	0	0	0	0	0	0	0
Gabon Fong	66	35	0	0	0	0	0	0	0	0	0	0	0	0	0	0	0	0	0
Gabon Mitsogo	64	33	0	0	0	0	0	0	0	0	0	0	0	0	0	0	0	0	0
Gabon Nzebi	63	42	0	0	0	0	0	0	0	0	0	0	0	0	0	0	0	0	0
Guinea Bissau	372	176	0	1	0	0	0	0	0	0	0	0	0	0	0	0	0	0	0
Ivory coast Ahizi	129	54	0	0	0	0	0	0	0	0	0	0	0	0	0	0	0	0	0
Ivory coast Yacouba	61	41	0	0	0	0	0	0	0	0	0	0	0	0	0	0	0	0	0
Kenya swahili	200	117	0	0	1	1	0	0	0	0	0	0	0	0	0	0	0	0	0
Mali Malinke	60	48	0	0	0	0	0	0	0	0	0	0	0	0	0	0	0	0	0
Moors Mauritania	64	107	0	0	0	0	0	0	0	0	0	0	0	0	0	0	0	0	0
Morocco Berbers	181	107	0	0	0	0	0	0	0	0	0	0	0	0	0	0	0	0	0
Mozambique	416	135	0	0	1	1	0	0	1	0	0	0	0	0	0	0	0	0	0
Rwanda Hutu	106	58	0	0	0	0	0	0	0	0	0	0	0	0	0	0	0	0	0
Sao Tome	103	61	0	0	0	0	0	0	0	0	0	0	0	0	0	0	0	0	0
Senegal Mendenka	119	50	0	0	0	0	0	0	0	0	0	0	0	0	0	0	0	0	0

Senegal Wolof	91	76	0	0	0	0	0	0	0	0	0	0	0	0	0	0	0	0
South Africa Kung	59	14	0	0	0	0	0	0	0	0	0	0	0	0	0	0	0	0
Tanzania Hadza	79	26	0	0	0	0	0	0	0	0	0	0	0	0	0	0	0	0
Tanzania Sandawe	82	28	0	0	0	0	0	0	0	0	0	0	0	0	0	0	0	0
Zimbabwe	58	38	0	0	0	1	0	0	1	0	0	0	0	0	0	0	0	0
Tunisia	47	42	0	0	0	0	0	0	0	0	0	0	0	0	0	0	0	0
Algeria	47	26	0	0	0	0	0	0	0	0	0	0	0	0	0	0	0	0
Sahawari	56	41	0	0	0	0	0	0	0	0	0	0	0	0	0	0	0	0
Samar Tunisia	124	6	0	0	0	0	0	0	0	0	0	0	0	0	0	0	0	0
Ethiopia Amharic	270	139	0	0	0	0	0	0	0	0	0	0	0	0	0	0	0	0
Sudan-Nubia	161	106	0	0	0	0	0	0	0	0	0	0	0	0	0	0	0	0
Tunisia various	102	45	0	0	0	0	0	0	0	0	0	0	0	0	0	0	0	0
Morocco Berbers Bourhiah	70	35	0	0	0	0	0	0	0	0	0	0	0	0	0	0	0	0
Morocco Berbers Figuig	94	28	0	0	0	0	0	0	0	0	0	0	0	0	0	0	0	0
Egypt Berbers Siwa	78	22	0	0	0	0	0	0	0	0	0	0	0	0	0	0	0	0
Lybia various	129	16	0	0	0	0	0	0	0	0	0	0	0	0	0	0	0	0
Ethiopia various	116	71	0	0	0	1	0	0	0	0	0	0	0	0	0	0	0	0
Thailand various	71	61	0	0	0	0	0	0	0	0	0	0	0	0	0	0	0	0
Vietnam	65	50	0	0	0	0	0	0	0	0	0	0	0	0	0	0	0	0
Adonara	73	30	0	0	0	0	0	0	0	0	0	0	0	0	0	1	0	0
Flores	73	37	0	0	0	0	1	0	0	0	0	0	0	0	0	1	0	0
Banjamarsin	110	80	1	0	0	0	1	0	0	0	0	1	0	0	0	1	0	0
New Guinea Highlands	71	26	0	0	0	0	0	0	0	0	0	0	0	0	0	0	0	0
Solomon islands	64	14	0	0	0	0	1	0	0	0	0	0	0	0	0	1	0	0
Bali	64	52	1	0	0	0	0	0	0	0	0	0	0	0	0	0	0	0
Sumatra Medan	42	29	1	0	0	0	0	0	0	0	0	0	0	0	0	0	0	0
Sumatra Pekanbaru	54	34	1	0	0	0	0	0	0	0	0	0	0	0	0	0	0	0
Manus Province	144	35	1	0	0	0	1	0	0	0	0	0	0	0	0	1	0	0
Nicobar	46	22	0	0	0	0	0	0	0	0	0	0	0	0	0	0	0	0
Onges Nicobar	63	6	0	0	0	0	0	0	0	0	0	0	0	0	0	0	0	0

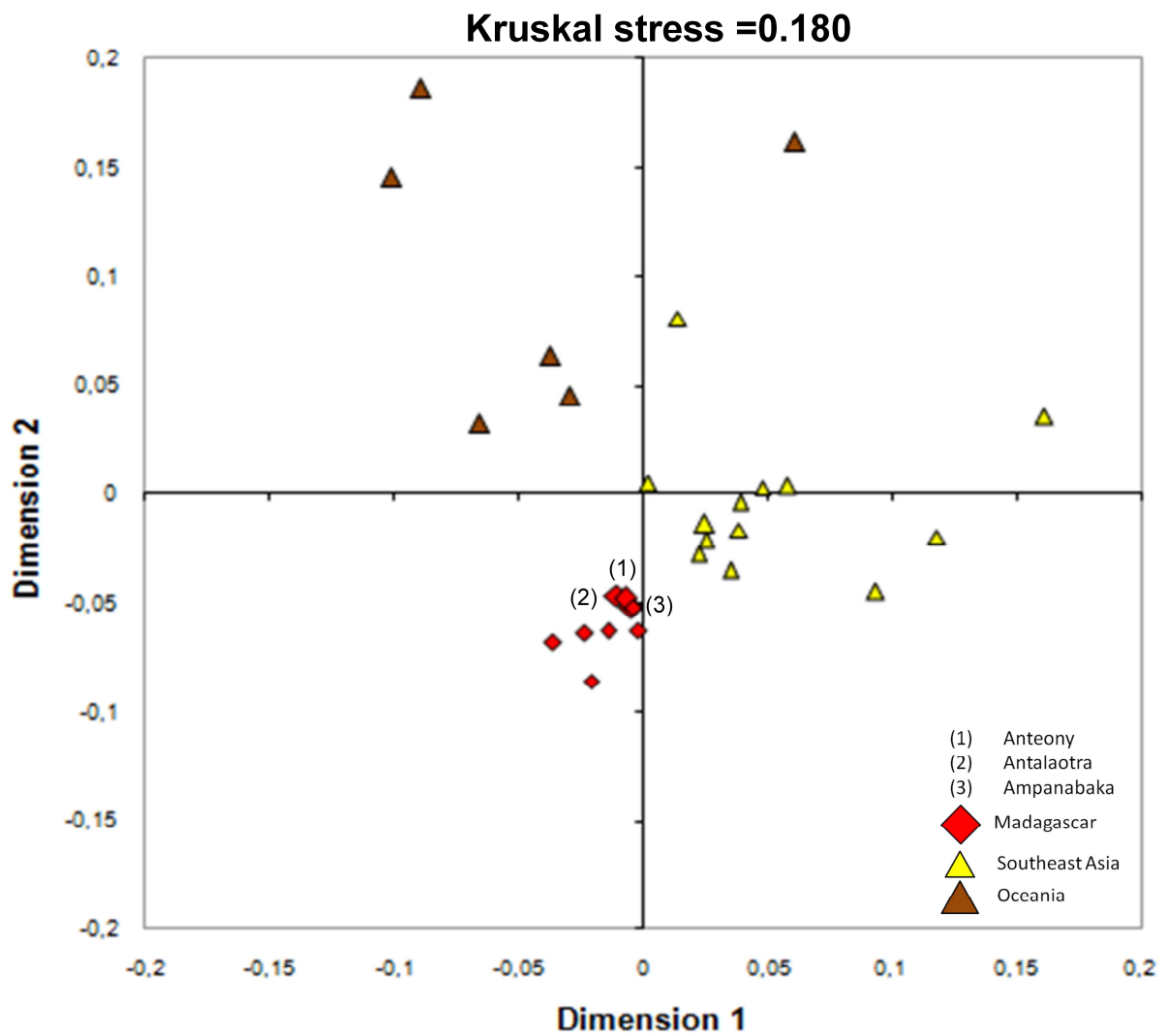
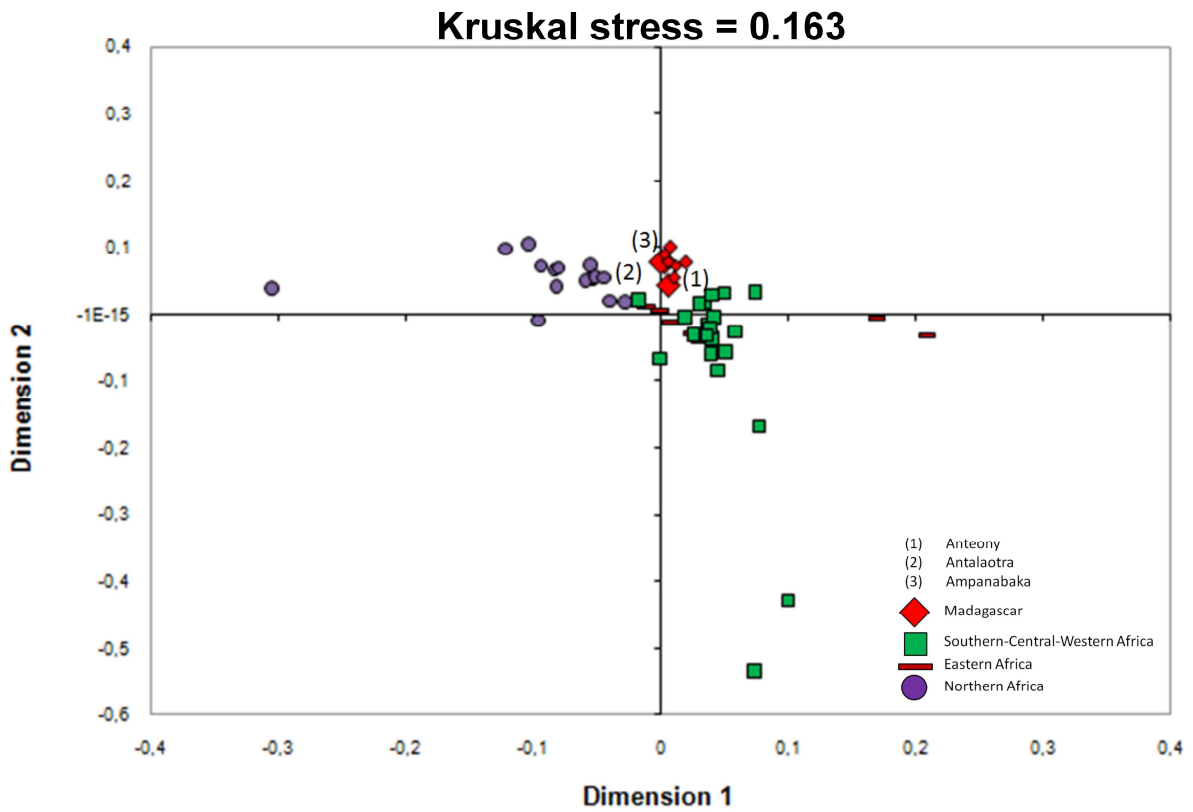
Philippines	144	70	1	0	0	0	0	0	0	0	0	0	0	0	0	0	0	0	0		
Iban	83	30	0	0	0	0	0	0	0	0	0	0	0	0	0	0	0	1	0	0	
Malay Kuala-Lumpur	124	90	1	0	0	0	0	0	0	0	0	0	0	1	0	1	0	0	0	0	
Malay Singapore	205	132	1	0	0	0	0	0	0	0	0	0	0	0	0	1	0	0	0	0	
New Guinea Gidra	59	20	0	0	0	0	0	0	0	0	0	0	0	0	0	0	0	0	0	0	
Bismark Archipelago	47	21	0	0	0	0	1	0	0	0	0	0	0	0	0	0	0	0	1	0	0
Vanuatu	42	11	0	0	0	0	1	0	0	0	0	0	0	0	0	0	0	0	0	0	0
Socotra	65	17	0	0	0	0	0	0	0	0	0	0	0	0	0	0	0	0	0	0	0
Iran	146	113	0	0	0	0	0	0	0	0	0	0	0	0	0	0	0	0	0	0	0
Syria	49	46	0	0	0	0	0	0	0	0	0	0	0	0	0	0	0	0	0	0	0
Yemen	115	67	0	0	1	1	0	0	0	0	0	0	0	0	0	0	0	0	0	0	0
Israel	45	25	0	0	0	0	0	0	0	0	0	0	0	0	0	0	0	0	0	0	0
Kurds	78	57	0	0	0	0	0	0	0	0	0	0	0	0	0	0	0	0	0	0	0
Cyprus	91	59	0	0	0	0	0	0	0	0	0	0	0	0	0	0	0	0	0	0	0
Irak	52	52	0	0	0	0	0	0	0	0	0	0	0	0	0	0	0	0	0	0	0
Iranians	731	394	0	0	0	0	0	0	0	0	0	0	0	0	0	0	0	0	0	0	0
Dubai	249	154	0	0	1	1	0	1	1	0	0	0	0	0	0	0	0	0	0	0	0
Israel Druzes	311	79	0	0	0	0	0	0	0	0	0	0	0	0	0	0	0	0	0	0	0
Turkey various	234	184	0	0	0	0	0	0	0	0	0	0	0	0	0	0	0	0	0	0	0
Jordan	99	80	0	0	0	0	0	0	0	0	0	0	0	0	0	0	0	0	0	0	0
Iran Kurds	25	22	0	0	0	0	0	0	0	0	0	0	0	0	0	0	0	0	0	0	0
Persians	82	61	0	0	0	0	0	0	0	0	0	0	0	0	0	0	0	0	0	0	0
Saudi Arabia	553	260	0	1	0	1	0	0	0	0	0	0	0	0	0	0	0	0	0	0	0
Bangladesh	30	27	0	0	0	0	0	0	0	0	0	0	0	0	0	0	0	0	0	0	0
Gujarat	91	79	0	0	0	0	0	0	0	0	0	0	0	0	0	0	0	0	0	0	0
India Kamataka	201	60	0	0	0	0	0	0	0	0	0	0	0	0	0	0	0	0	0	0	0
India Kerala	230	72	0	0	0	0	0	0	0	0	0	0	0	0	0	0	0	0	0	0	0
Madyah Pradesh	82	54	0	0	0	0	0	0	0	0	0	0	0	0	0	0	0	0	0	0	0
India Maharashtra	221	146	0	0	0	0	0	0	0	0	0	0	0	0	0	0	0	0	0	0	0
India Orissa	153	106	0	0	0	0	0	0	0	0	0	0	0	0	0	0	0	0	0	0	0
Punjab	362	175	0	0	0	0	0	0	0	0	0	0	0	0	0	0	0	0	0	0	0

Tamils Nadu	427	207	0	0	0	0	0	0	0	0	0	0	0	0	0	0	0	0
India Tripura	134	134	0	0	0	0	0	0	0	0	0	0	0	0	0	0	0	0
Uttard Pradesh	232	165	0	0	0	0	0	0	0	0	0	0	0	0	0	0	0	0
Western Bengal	285	133	0	0	0	0	0	0	0	0	0	0	0	0	0	0	0	0
Sri Lanka	131	91	0	0	0	0	0	0	0	0	0	0	0	0	0	0	0	0
Hindus India	72	59	0	0	0	0	0	0	0	0	0	0	0	0	0	0	0	0
Sicily	226	133	0	0	0	0	0	0	0	0	0	0	0	0	0	0	0	0
Galicia	92	51	0	0	0	0	0	0	0	0	0	0	0	0	0	0	0	0
Catalan	46	28	0	0	0	0	0	0	0	0	0	0	0	0	0	0	0	0
Andalusia	115	70	0	0	0	0	0	0	0	0	0	0	0	0	0	0	0	0
Portuguese	54	37	0	0	0	0	0	0	0	0	0	0	0	0	0	0	0	0
Corsica	53	35	0	0	0	0	0	0	0	0	0	0	0	0	0	0	0	0
France	110	72	0	0	0	0	0	0	0	0	0	0	0	0	0	0	0	0
England	100	66	0	0	0	0	0	0	0	0	0	0	0	0	0	0	0	0
Greece	114	55	0	0	0	0	0	0	0	0	0	0	0	0	0	0	0	0

Table S21. Shared HVI unique haplotypes between the Anteony and populations from the database

	Number of individuals	Number of haplotypes	hap.01	hap.02	hap.03	hap.04	hap.05	hap.06	hap.07	hap.08	hap.09	hap.10	hap.11	hap.12	hap.13	hap.14	hap.15	hap.16	hap.17	hap.18	hap.19	hap.20	hap.21	hap.22	hap.23	hap.24	hap.25	hap.26	hap.27
			L3d	L2a1	M7c3c	L3b	L3e2b3	L0a2	B4a1a1a	M23	L2a1	L3e1a	F3b	L2a1	L3b	L0a1'4	L3a	B4a1a1a	L3b	L3b	L3e3	L3e2b	M23	M32c	L2a1	L3e3	L3e2b3	O1	L3k
Angola Nyaneka	147	70	1	0	0	0	0	1	0	0	0	0	0	0	1	0	0	0	0	0	0	1	0	0	0	0	0	0	0
Angola Ovimbudu	98	60	1	0	0	0	0	1	0	0	1	1	0	0	0	1	0	0	0	0	0	1	0	0	0	0	0	0	0
Fon Benin	171	104	1	0	0	0	0	0	0	0	0	0	0	0	0	0	0	1	0	0	1	0	0	0	0	0	0	0	0
Cabinda Angola	110	69	0	0	0	0	0	1	0	0	0	1	0	0	0	1	0	0	0	0	0	1	0	0	0	0	0	0	0
Cabo verde	292	118	0	0	0	0	0	0	1	0	0	0	0	0	0	0	0	0	0	0	0	1	0	0	0	0	0	0	0
Cameroon Ngumba	88	43	0	0	0	0	0	0	0	0	0	0	0	0	0	0	0	0	0	0	0	1	0	0	0	0	0	0	0
Cameroon Pygmies Baka	87	13	0	0	0	0	0	0	0	0	0	0	0	0	0	0	0	0	0	0	0	0	0	0	0	0	0	0	0
Cameroon Pygmies Baloka	88	5	0	0	0	0	0	0	0	0	0	0	0	0	0	0	0	0	0	0	0	0	0	0	0	0	0	0	0
Guanche Canaries Islands	71	32	0	0	0	0	0	0	0	0	0	0	0	0	0	0	0	0	0	0	0	0	0	0	0	0	0	0	0
Egypt Arabs	102	44	0	0	0	0	0	0	0	0	0	0	0	0	0	0	0	0	0	0	0	0	0	0	0	0	0	0	0
Egypt Copt	100	30	0	0	0	0	0	0	0	0	0	0	0	0	0	0	0	0	0	0	0	0	0	0	0	0	0	0	0
Gabon Fong	66	35	0	0	0	0	0	0	0	0	0	1	0	0	0	0	0	0	0	0	0	1	0	0	0	0	0	0	0
Gabon Mitsogo	64	33	0	0	0	0	0	0	0	0	0	0	0	0	0	0	0	0	0	0	0	0	0	0	0	0	0	0	0
Gabon Nzebi	63	42	1	0	0	0	0	0	0	0	0	1	0	0	0	0	0	0	0	0	0	1	0	0	0	0	0	0	0
Guinea Bissau	372	176	1	0	0	1	0	0	0	0	0	0	0	0	0	0	0	1	0	0	1	0	0	0	0	0	0	0	0
Ivory coast Ahizi	129	54	0	0	0	0	0	0	0	0	0	0	0	0	0	0	0	0	0	0	0	1	0	0	0	0	0	0	0
Ivory coast Yacouba	61	41	0	0	0	0	0	0	0	0	0	0	0	0	0	0	0	0	0	0	0	0	0	0	0	0	0	0	0
Kenya swahili	200	117	0	0	0	0	0	1	0	0	0	0	0	0	0	1	0	0	0	0	1	0	0	0	0	0	0	0	0
Mali Malinke	60	48	0	0	0	0	0	0	0	0	0	0	0	0	0	0	0	1	0	0	0	0	0	0	0	0	0	0	0
Moors Mauritania	64	107	0	0	0	0	0	0	0	0	0	0	0	0	0	0	0	0	0	0	0	0	0	0	0	0	0	0	0
Morocco Berbers	181	107	0	0	0	0	0	0	0	0	0	0	0	0	1	0	0	0	0	0	0	0	0	0	0	0	0	0	0
Mozambique	416	135	1	0	0	0	0	1	0	0	1	1	0	0	0	1	0	0	0	0	0	1	0	0	0	0	0	0	0

India Kamataka	201	60	0	0	0	0	0	0	0	0	0	0	0	0	0	0	0	0	0	0	0	0	0	0	0	0	0	0	0	0
India Kerala	230	72	0	0	0	0	0	0	0	0	0	0	0	0	0	0	0	0	0	0	0	0	0	0	0	0	0	0	0	0
Madyah Pradesh	82	54	0	0	0	0	0	0	0	0	0	0	0	0	0	0	0	0	0	0	0	0	0	0	0	0	0	0	0	0
India Maharashtra	221	146	0	0	0	0	0	0	0	0	0	0	0	0	0	0	0	0	0	0	0	0	0	0	0	0	0	0	0	0
India Orissa	153	106	0	0	0	0	0	0	0	0	0	0	0	0	0	0	0	0	0	0	0	0	0	0	0	0	0	0	0	0
Punjab	362	175	0	0	0	0	0	0	0	0	0	0	0	0	0	0	0	0	0	0	0	0	0	0	0	0	0	0	0	0
Tamils Nadu	427	207	0	0	0	0	0	0	0	0	0	0	0	0	0	0	0	0	0	0	0	0	0	0	0	0	0	0	0	0
India Tripura	134	134	0	0	0	0	0	0	0	0	0	0	0	0	0	0	0	0	0	0	0	0	0	0	0	0	0	0	0	0
Uttard Pradesh	232	165	0	0	0	0	0	0	0	0	0	0	0	0	0	0	0	0	0	0	0	0	0	0	0	0	0	0	0	0
Western Bengal	285	133	0	0	0	0	0	0	0	0	0	0	0	0	0	0	0	0	0	0	0	0	0	0	0	0	0	0	0	0
Sri Lanka	131	91	0	0	0	0	0	0	0	0	0	0	0	0	0	0	0	0	0	0	0	0	0	0	0	0	0	0	0	0
Hindus India	72	59	0	0	0	0	0	0	0	0	0	0	0	0	0	0	0	0	0	0	0	0	0	0	0	0	0	0	0	0
Sicily	226	133	0	0	0	0	0	0	0	0	0	0	0	0	0	0	0	0	0	0	0	0	0	0	0	0	0	0	0	0
Galicia	92	51	0	0	0	0	0	0	0	0	0	0	0	0	0	0	0	0	0	0	0	0	0	0	0	0	0	0	0	0
Catalan	46	28	0	0	0	0	0	0	0	0	0	0	0	0	0	0	0	0	0	0	0	0	0	0	0	0	0	0	0	0
Andalusia	115	70	0	0	0	0	0	0	0	0	0	0	0	0	0	0	0	0	0	0	0	0	0	0	0	0	0	0	0	0
Portuguese	54	37	0	0	0	0	0	0	0	0	0	0	0	0	0	0	0	0	0	0	0	0	0	0	0	0	0	0	0	0
Corsica	53	35	0	0	0	0	0	0	0	0	0	0	0	0	0	0	0	0	0	0	0	0	0	0	0	0	0	0	0	0
France	110	72	0	0	0	0	0	0	0	0	0	0	0	0	0	0	0	0	0	0	0	0	0	0	0	0	0	0	0	0
England	100	66	0	0	0	0	0	0	0	0	0	0	0	0	0	0	0	0	0	0	0	0	0	0	0	0	0	0	0	0
Greece	114	55	0	0	0	0	0	0	0	0	0	0	0	0	0	0	0	0	0	0	0	0	0	0	0	0	0	0	0	0



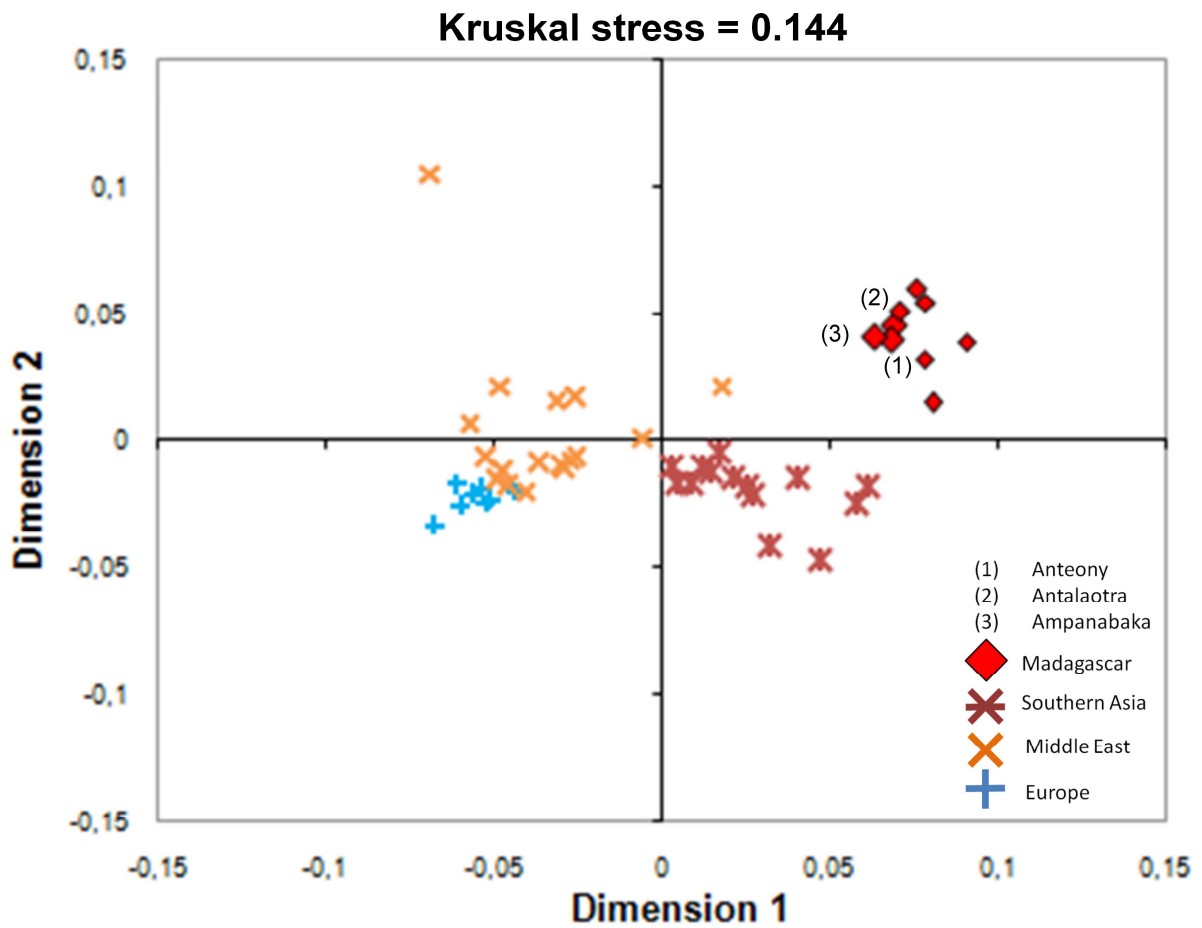


Figure S5. MDS plots of F_{ST} computed from HVI haplotypes between the Antemoro and populations from various geographic regions. (a) African populations, (b) Southeast Asian and Oceanian populations; (c) European and west Eurasian populations.

References

1. Belezã S, Gusmao L, Amorim A, Carracedo A, Salas A (2005) The genetic legacy of western Bantu migrations. *Hum Genet* 117: 366-375.
2. Coelho M, Sequeira F, Luiselli D, Belezã S, Rocha J (2009) On the edge of Bantu expansions: mtDNA, Y chromosome and lactase persistence genetic variation in southwestern Angola. *BMC Evol Biol* 9: 80.
3. Cruciani F, Santolamazza P, Shen P, Macaulay V, Moral P, et al. (2002) A back migration from Asia to sub-Saharan Africa is supported by high-resolution analysis of human Y-chromosome haplotypes. *Am J Hum Genet* 70: 1197-1214.
4. Luis JR, Rowold DJ, Regueiro M, Caeiro B, Cinnioglu C, et al. (2004) The Levant versus the Horn of Africa: evidence for bidirectional corridors of human migrations. *Am J Hum Genet* 74: 532-544.
5. de Filippo C, Barbieri C, Whitten M, Mpoloka SW, Gunnarsdottir ED, et al. (2011) Y-chromosomal variation in sub-Saharan Africa: insights into the history of Niger-Congo groups. *Mol Biol Evol* 28: 1255-1269.
6. Arroyo-Pardo E, Gusmao L, Lopez-Parra AM, Baeza C, Mesa MS, et al. (2005) Genetic variability of 16 Y-chromosome STRs in a sample from Equatorial Guinea (Central Africa). *Forensic Sci Int* 149: 109-113.
7. Brucato N, Cassar O, Tonasso L, Tortevoeye P, Migot-Nabias F, et al. (2010) The imprint of the Slave Trade in an African American population: mitochondrial DNA, Y chromosome and HTLV-1 analysis in the Noir Marron of French Guiana. *BMC Evol Biol* 10: 314.
8. Goncalves R, Freitas A, Branco M, Rosa A, Fernandes AT, et al. (2005) Y-chromosome lineages from Portugal, Madeira and Acores record elements of Sephardim and Berber ancestry. *Ann Hum Genet* 69: 443-454.
9. Semino O, Santachiara-Benerecetti AS, Falaschi F, Cavalli-Sforza LL, Underhill PA (2002) Ethiopians and Khoisan share the deepest clades of the human Y-chromosome phylogeny. *Am J Hum Genet* 70: 265-268.
10. Knight A, Underhill PA, Mortensen HM, Zhivotovsky LA, Lin AA, et al. (2003) African Y chromosome and mtDNA divergence provides insight into the history of click languages. *Curr Biol* 13: 464-473.
11. Hallenberg C, Simonsen B, Sanchez J, Morling N (2005) Y-chromosome STR haplotypes in Somalis. *Forensic Sci Int* 151: 317-321.
12. Wood ET, Stover DA, Ehret C, Destro-Bisol G, Spedini G, et al. (2005) Contrasting patterns of Y chromosome and mtDNA variation in Africa: evidence for sex-biased demographic processes. *Eur J Hum Genet* 13: 867-876.
13. Gomes V, Alves C, Amorim A, Carracedo A, Sanchez-Diz P, et al. (2009) Nilotes from Karamoja, Uganda: haplotype data defined by 17 Y-chromosome STRs. *Forensic Sci Int Genet* 4: e83-86.
14. Abu-Amero KK, Hellani A, Gonzalez AM, Larruga JM, Cabrera VM, et al. (2009) Saudi Arabian Y-Chromosome diversity and its relationship with nearby regions. *BMC Genet* 10: 59.
15. Robino C, Crobu F, Di Gaetano C, Bekada A, Benhamamouch S, et al. (2008) Analysis of Y-chromosomal SNP haplogroups and STR haplotypes in an Algerian population sample. *Int J Legal Med* 122: 251-255.
16. Immel A-D, Erhuma M, Mustafa T, Kleiber M, Klintshar M (2006) Y-chromosomal STR haplotypes in an Arab population from Lybia. *International Congress Series* 1288: 156-158.
17. Zalloua PA, Platt DE, El Sibai M, Khalife J, Makhoul N, et al. (2008) Identifying genetic traces of historical expansions: Phoenician footprints in the Mediterranean. *Am J Hum Genet* 83: 633-642.
18. Arredi B, Poloni ES, Paracchini S, Zerjal T, Fathallah DM, et al. (2004) A predominantly neolithic origin for Y-chromosomal DNA variation in North Africa. *Am J Hum Genet* 75: 338-345.

19. Thanseem I, Thangaraj K, Chaubey G, Singh VK, Bhaskar LV, et al. (2006) Genetic affinities among the lower castes and tribal groups of India: inference from Y chromosome and mitochondrial DNA. *BMC Genet* 7: 42.
20. Thangaraj K, Naidu BP, Crivellaro F, Tamang R, Upadhyay S, et al. (2010) The influence of natural barriers in shaping the genetic structure of Maharashtra populations. *PLoS One* 5: e15283.
21. Easwarkhanth M, Haque I, Ravesh Z, Romero IG, Meganathan PR, et al. (2009) Traces of sub-Saharan and Middle Eastern lineages in Indian Muslim populations. *Eur J Hum Genet* 18: 354-363.
22. Sengupta S, Zhivotovsky LA, King R, Mehdi SQ, Edmonds CA, et al. (2006) Polarity and temporality of high-resolution y-chromosome distributions in India identify both indigenous and exogenous expansions and reveal minor genetic influence of Central Asian pastoralists. *Am J Hum Genet* 78: 202-221.
23. Adams SM, Bosch E, Balaesque PL, Ballereau SJ, Lee AC, et al. (2008) The genetic legacy of religious diversity and intolerance: paternal lineages of Christians, Jews, and Muslims in the Iberian Peninsula. *Am J Hum Genet* 83: 725-736.
24. Nogueiro I, Manco L, Gomes V, Amorim A, Gusmao L (2010) Phylogeographic analysis of paternal lineages in NE Portuguese Jewish communities. *Am J Phys Anthropol* 141: 373-381.
25. Tofanelli S, Bertocini S, Castri L, Luiselli D, Calafell F, et al. (2009) On the origins and admixture of Malagasy: new evidence from high-resolution analyses of paternal and maternal lineages. *Mol Biol Evol* 26: 2109-2124.
26. Msaidie S, Ducourneau A, Boetsch G, Longepied G, Papa K, et al. (2011) Genetic diversity on the Comoros Islands shows early seafaring as major determinant of human biocultural evolution in the Western Indian Ocean. *Eur J Hum Genet* 19: 89-94.
27. Razafindrazaka H (2010) Le peuplement humain de Madagascar : Anthropologie génétique de trois groupes traditionnels. Toulouse: Université Toulouse III - Paul Sabatier. 399 p.
28. Hurles ME, Sykes BC, Jobling MA, Forster P (2005) The dual origin of the Malagasy in Island Southeast Asia and East Africa: evidence from maternal and paternal lineages. *Am J Hum Genet* 76: 894-901.
29. Shlush LI, Behar DM, Yudkovsky G, Templeton A, Hadid Y, et al. (2008) The Druze: a population genetic refugium of the Near East. *PLoS One* 3: e2105.
30. Mohammad T, Xue Y, Evison M, Tyler-Smith C (2009) Genetic structure of nomadic Bedouin from Kuwait. *Heredity* 103: 425-433.
31. Cerny V, Pereira L, Kujanova M, Vasikova A, Hajek M, et al. (2009) Out of Arabia-the settlement of island Soqatra as revealed by mitochondrial and Y chromosome genetic diversity. *Am J Phys Anthropol* 138: 439-447.
32. Cadenas AM, Zhivotovsky LA, Cavalli-Sforza LL, Underhill PA, Herrera RJ (2008) Y-chromosome diversity characterizes the Gulf of Oman. *Eur J Hum Genet* 16: 374-386.
33. Zalloua PA, Xue Y, Khalife J, Makhoul N, Debiante L, et al. (2008) Y-chromosomal diversity in Lebanon is structured by recent historical events. *Am J Hum Genet* 82: 873-882.
34. Flores C, Maca-Meyer N, Larruga JM, Cabrera VM, Karadsheh N, et al. (2005) Isolates in a corridor of migrations: a high-resolution analysis of Y-chromosome variation in Jordan. *J Hum Genet* 50: 435-441.
35. Sanchez JJ, Hallenberg C, Borsting C, Hernandez A, Morling N (2005) High frequencies of Y chromosome lineages characterized by E3b1, DYS19-11, DYS392-12 in Somali males. *Eur J Hum Genet* 13: 856-866.
36. Al-Zahery N, Semino O, Benuzzi G, Magri C, Passarino G, et al. (2003) Y-chromosome and mtDNA polymorphisms in Iraq, a crossroad of the early human dispersal and of post-Neolithic migrations. *Mol Phylogenet Evol* 28: 458-472.

37. Regueiro M, Cadenas AM, Gayden T, Underhill PA, Herrera RJ (2006) Iran: tricontinental nexus for Y-chromosome driven migration. *Hum Hered* 61: 132-143.
38. El-Sibai M, Platt DE, Haber M, Xue Y, Youhanna SC, et al. (2009) Geographical structure of the Y-chromosomal genetic landscape of the Levant: a coastal-inland contrast. *Ann Hum Genet* 73: 568-581.
39. Haber M, Platt DE, Badro DA, Xue Y, El-Sibai M, et al. (2011) Influences of history, geography, and religion on genetic structure: the Maronites in Lebanon. *Eur J Hum Genet* 19: 334-340.
40. Cinnioglu C, King R, Kivisild T, Kalfoglu E, Atasoy S, et al. (2004) Excavating Y-chromosome haplotype strata in Anatolia. *Hum Genet* 114: 127-148.
41. Karafet TM, Hallmark B, Cox MP, Sudoyo H, Downey S, et al. (2010) Major east-west division underlies Y chromosome stratification across Indonesia. *Mol Biol Evol* 27: 1833-1844.
42. Kayser M, Brauer S, Cordaux R, Casto A, Lao O, et al. (2006) Melanesian and Asian origins of Polynesians: mtDNA and Y chromosome gradients across the Pacific. *Mol Biol Evol* 23: 2234-2244.
43. van Oven M, Hammerle JM, van Schoor M, Kushnick G, Pennekamp P, et al. (2010) Unexpected island effects at an extreme: reduced Y chromosome and mitochondrial DNA diversity in Nias. *Mol Biol Evol* 28: 1349-1361.
44. Mona S, Grunz KE, Brauer S, Pakendorf B, Castri L, et al. (2009) Genetic admixture history of Eastern Indonesia as revealed by Y-chromosome and mitochondrial DNA analysis. *Mol Biol Evol* 26: 1865-1877.
45. Delfin F, Salvador JM, Calacal GC, Perdigon HB, Tabbada KA, et al. (2010) The Y-chromosome landscape of the Philippines: extensive heterogeneity and varying genetic affinities of Negrito and non-Negrito groups. *Eur J Hum Genet* 19: 224-230.
46. Berniell-Lee G, Calafell F, Bosch E, Heyer E, Sica L, et al. (2009) Genetic and demographic implications of the Bantu expansion: insights from human paternal lineages. *Mol Biol Evol* 26: 1581-1589.
47. Lecerf M, Filali M, Gresenguet G, Ndjoyi-Mbiguino A, Le Goff J, et al. (2007) Allele frequencies and haplotypes of eight Y-short tandem repeats in Bantu population living in Central Africa. *Forensic Sci Int* 171: 212-215.
48. Rosa A, Ornelas C, Brehm A, Villems R (2006) Population data on 11 Y-chromosome STRs from Guine-Bissau. *Forensic Sci Int* 157: 210-217.
49. Alves C, Gusmao L, Barbosa J, Amorim A (2003) Evaluating the informative power of Y-STRs: a comparative study using European and new African haplotype data. *Forensic Sci Int* 134: 126-133.
50. Fujihara J, Yuasa I, Muro T, Iida R, Tsubota E, et al. (2009) Allele frequencies and haplotypes for 28 Y-STRs in Ovambo population. *Leg Med (Tokyo)* 11: 205-208.
51. Tishkoff SA, Gonder MK, Henn BM, Mortensen H, Knight A, et al. (2007) History of click-speaking populations of Africa inferred from mtDNA and Y chromosome genetic variation. *Mol Biol Evol* 24: 2180-2195.
52. Quintana-Murci L, Bigham A, Rouba H, Barakat A, McElreavey K, et al. (2004) Y-chromosomal STR haplotypes in Berber and Arabic-speaking populations from Morocco. *Forensic Sci Int* 140: 113-115.
53. Bosch E, Calafell F, Perez-Lezaun A, Comas D, Izaabel H, et al. (2000) Y chromosome STR haplotypes in four populations from northwest Africa. *Int J Legal Med* 114: 36-40.
54. Ayadi I, Ammar-Keskes L, Rebai A (2006) Haplotypes for 13 Y-chromosomal STR loci in South Tunisian population (Sfax region). *Forensic Sci Int* 164: 249-253.
55. Nasidze I, Schadlich H, Stoneking M (2003) Haplotypes from the Caucasus, Turkey and Iran for nine Y-STR loci. *Forensic Sci Int* 137: 85-93.
56. Alshamali F, Pereira L, Budowle B, Poloni ES, Currat M (2009) Local population structure in Arabian Peninsula revealed by Y-STR diversity. *Hum Hered* 68: 45-54.

57. Alakoc YD, Gokcumen O, Tug A, Gultekin T, Gulec E, et al. (2010) Y-chromosome and autosomal STR diversity in four proximate settlements in Central Anatolia. *Forensic Sci Int Genet* 4: e135-137.
58. Dobashi Y, Kido A, Fujitani N, Susukida R, Hara M, et al. (2005) Y-chromosome STR haplotypes in a Bangladeshi population. *Leg Med (Tokyo)* 7: 122-126.
59. Yadav B, Raina A, Dogra TD (2010) Genetic polymorphisms for 17 Y-chromosomal STR haplotypes in Jammu and Kashmir Saraswat Brahmin population. *Leg Med (Tokyo)* 12: 249-255.
60. Balamurugan K, Suhasini G, Vijaya M, Kanthimathi S, Mullins N, et al. (2010) Y chromosome STR allelic and haplotype diversity in five ethnic Tamil populations from Tamil Nadu, India. *Leg Med (Tokyo)* 12: 265-269.
61. Nagy M, Henke L, Henke J, Chatthopadhyay PK, Volgyi A, et al. (2007) Searching for the origin of Romanies: Slovakian Romani, Jats of Haryana and Jat Sikhs Y-STR data in comparison with different Romani populations. *Forensic Sci Int* 169: 19-26.
62. Illeperuma RJ, Markalanda D, Mountain JL, Ratnasooriya WD, Fernandopulle ND, et al. (2009) Haplotype data for 12 Y-chromosome STR loci of Sri Lankans. *Forensic Sci Int Genet* 4: e119-120.
63. Kwak KD, Jin HJ, Shin DJ, Kim JM, Roewer L, et al. (2005) Y-chromosomal STR haplotypes and their applications to forensic and population studies in east Asia. *Int J Legal Med* 119: 195-201.
64. Yong RY, Lee LK, Yap EP (2006) Y-chromosome STR haplotype diversity in three ethnic populations in Singapore. *Forensic Sci Int* 159: 244-257.
65. Chang YM, Perumal R, Keat PY, Kuehn DL (2007) Haplotype diversity of 16 Y-chromosomal STRs in three main ethnic populations (Malays, Chinese and Indians) in Malaysia. *Forensic Sci Int* 167: 70-76.
66. Chang YM, Swaran Y, Phoon YK, Sothirasan K, Sim HT, et al. (2009) Haplotype diversity of 17 Y-chromosomal STRs in three native Sarawak populations (Iban, Bidayuh and Melanau) in East Malaysia. *Forensic Sci Int Genet* 3: e77-80.
67. Souto L, Gusmao L, Ferreira E, Amorim A, Corte-Real F, et al. (2006) Y-chromosome STR haplotypes in East Timor: forensic evaluation and population data. *Forensic Sci Int* 156: 261-265.
68. Rowold DJ, Luis JR, Terreros MC, Herrera RJ (2007) Mitochondrial DNA gene flow indicates preferred usage of the Levant Corridor over the Horn of Africa passageway. *J Hum Genet* 52: 436-447.
69. Brehm A, Pereira L, Bandelt HJ, Prata MJ, Amorim A (2002) Mitochondrial portrait of the Cabo Verde archipelago: the Senegambian outpost of Atlantic slave trade. *Ann Hum Genet* 66: 49-60.
70. Quintana-Murci L, Quach H, Harmant C, Luca F, Massonnet B, et al. (2008) Maternal traces of deep common ancestry and asymmetric gene flow between Pygmy hunter-gatherers and Bantu-speaking farmers. *Proc Natl Acad Sci U S A* 105: 1596-1601.
71. Rosa A, Brehm A, Kivisild T, Metspalu E, Villems R (2004) MtDNA profile of West Africa Guineans: towards a better understanding of the Senegambia region. *Ann Hum Genet* 68: 340-352.
72. Ely B, Wilson JL, Jackson F, Jackson BA (2006) African-American mitochondrial DNAs often match mtDNAs found in multiple African ethnic groups. *BMC Biol* 4: 34.
73. Pereira L, Macaulay V, Torroni A, Scozzari R, Prata MJ, et al. (2001) Prehistoric and historic traces in the mtDNA of Mozambique: insights into the Bantu expansions and the slave trade. *Ann Hum Genet* 65: 439-458.
74. Salas A, Richards M, De la Fe T, Lareu MV, Sobrino B, et al. (2002) The making of the African mtDNA landscape. *Am J Hum Genet* 71: 1082-1111.
75. Castri L, Tofanelli S, Garagnani P, Bini C, Fosella X, et al. (2009) mtDNA variability in two Bantu-speaking populations (Shona and Hutu) from Eastern Africa: implications for peopling and migration patterns in sub-Saharan Africa. *Am J Phys Anthropol* 140: 302-311.

76. Trovoada MJ, Pereira L, Gusmao L, Abade A, Amorim A, et al. (2004) Pattern of mtDNA variation in three populations from Sao Tome e Principe. *Ann Hum Genet* 68: 40-54.
77. Graven L, Passarino G, Semino O, Boursot P, Santachiara-Benerecetti S, et al. (1995) Evolutionary correlation between control region sequence and restriction polymorphisms in the mitochondrial genome of a large Senegalese Mandenka sample. *Mol Biol Evol* 12: 334-345.
78. Rando JC, Pinto F, Gonzalez AM, Hernandez M, Larruga JM, et al. (1998) Mitochondrial DNA analysis of northwest African populations reveals genetic exchanges with European, near-eastern, and sub-Saharan populations. *Ann Hum Genet* 62: 531-550.
79. Chen YS, Olckers A, Schurr TG, Kogelnik AM, Huoponen K, et al. (2000) mtDNA variation in the South African Kung and Khwe-and their genetic relationships to other African populations. *Am J Hum Genet* 66: 1362-1383.
80. Maca-Meyer N, Arnay M, Rando JC, Flores C, Gonzalez AM, et al. (2004) Ancient mtDNA analysis and the origin of the Guanches. *Eur J Hum Genet* 12: 155-162.
81. Goncalves VF, Prosdociimi F, Santos LS, Ortega JM, Pena SDJ (2007) Sex-biased gene flow in African Americans but not in Americans Caucasians. *Genetics and Molecular Research* 6: 256-261.
82. Brakez Z, Bosch E, Izaabel H, Akhayat O, Comas D, et al. (2001) Human mitochondrial DNA sequence variation in the Moroccan population of the Souss area. *Ann Hum Biol* 28: 295-307.
83. Plaza S, Calafell F, Helal A, Bouzerna N, Lefranc G, et al. (2003) Joining the pillars of Hercules: mtDNA sequences show multidirectional gene flow in the western Mediterranean. *Ann Hum Genet* 67: 312-328.
84. Corte-Real HB, Macaulay VA, Richards MB, Hariti G, Issad MS, et al. (1996) Genetic diversity in the Iberian Peninsula determined from mitochondrial sequence analysis. *Ann Hum Genet* 60: 331-350.
85. Ottoni C, Martinez-Labarga C, Loogvali EL, Pennarun E, Achilli A, et al. (2009) First genetic insight into Libyan Tuaregs: a maternal perspective. *Ann Hum Genet* 73: 438-448.
86. Turchi C, Buscemi L, Giacchino E, Onofri V, Fendt L, et al. (2009) Polymorphisms of mtDNA control region in Tunisian and Moroccan populations: an enrichment of forensic mtDNA databases with Northern Africa data. *Forensic Sci Int Genet* 3: 166-172.
87. Coudray C, Olivieri A, Achilli A, Pala M, Melhaoui M, et al. (2009) The complex and diversified mitochondrial gene pool of Berber populations. *Ann Hum Genet* 73: 196-214.
88. Brandstatter A, Peterson CT, Irwin JA, Mpoke S, Koech DK, et al. (2004) Mitochondrial DNA control region sequences from Nairobi (Kenya): inferring phylogenetic parameters for the establishment of a forensic database. *Int J Legal Med* 118: 294-306.
89. Kivisild T, Reidla M, Metspalu E, Rosa A, Brehm A, et al. (2004) Ethiopian mitochondrial DNA heritage: tracking gene flow across and around the gate of tears. *Am J Hum Genet* 75: 752-770.
90. Krings M, Salem AE, Bauer K, Geisert H, Malek AK, et al. (1999) mtDNA analysis of Nile River Valley populations: A genetic corridor or a barrier to migration? *Am J Hum Genet* 64: 1166-1176.
91. Poloni ES, Naciri Y, Bucho R, Niba R, Kervaire B, et al. (2009) Genetic evidence for complexity in ethnic differentiation and history in East Africa. *Ann Hum Genet* 73: 582-600.
92. Nasidze I, Quinque D, Ozturk M, Bendukidze N, Stoneking M (2005) MtDNA and Y-chromosome variation in Kurdish groups. *Ann Hum Genet* 69: 401-412.
93. Comas D, Plaza S, Wells RS, Yuldaseva N, Lao O, et al. (2004) Admixture, migrations, and dispersals in Central Asia: evidence from maternal DNA lineages. *Eur J Hum Genet* 12: 495-504.
94. Vernesi C, Di Benedetto G, Caramelli D, Secchieri E, Simoni L, et al. (2001) Genetic characterization of the body attributed to the evangelist Luke. *Proc Natl Acad Sci U S A* 98: 13460-13463.

95. Macaulay V, Richards M, Hickey E, Vega E, Cruciani F, et al. (1999) The emerging tree of West Eurasian mtDNAs: a synthesis of control-region sequences and RFLPs. *Am J Hum Genet* 64: 232-249.
96. Comas D, Calafell F, Bendukidze N, Fananas L, Bertranpetit J (2000) Georgian and kurd mtDNA sequence analysis shows a lack of correlation between languages and female genetic lineages. *Am J Phys Anthropol* 112: 5-16.
97. Irwin J, Saunier J, Strouss K, Paintner C, Diegoli T, et al. (2008) Mitochondrial control region sequences from northern Greece and Greek Cypriots. *Int J Legal Med* 122: 87-89.
98. Metspalu M, Kivisild T, Metspalu E, Parik J, Hudjashov G, et al. (2004) Most of the extant mtDNA boundaries in south and southwest Asia were likely shaped during the initial settlement of Eurasia by anatomically modern humans. *BMC Genet* 5: 26.
99. Alshamali F, Brandstatter A, Zimmermann B, Parson W (2008) Mitochondrial DNA control region variation in Dubai, United Arab Emirates. *Forensic Sci Int Genet* 2: e9-10.
100. Quintana-Murci L, Chaix R, Wells RS, Behar DM, Sayar H, et al. (2004) Where west meets east: the complex mtDNA landscape of the southwest and Central Asian corridor. *Am J Hum Genet* 74: 827-845.
101. Calafell F, Underhill P, Tolun A, Angelicheva D, Kalaydjieva L (1996) From Asia to Europe: mitochondrial DNA sequence variability in Bulgarians and Turks. *Ann Hum Genet* 60: 35-49.
102. Gonzalez AM, Karadsheh N, Maca-Meyer N, Flores C, Cabrera VM, et al. (2008) Mitochondrial DNA variation in Jordanians and their genetic relationship to other Middle East populations. *Ann Hum Biol* 35: 212-231.
103. Derenko M, Malyarchuk B, Grzybowski T, Denisova G, Dambueva I, et al. (2007) Phylogeographic analysis of mitochondrial DNA in northern Asian populations. *Am J Hum Genet* 81: 1025-1041.
104. Abu-Amero KK, Gonzalez AM, Larruga JM, Bosley TM, Cabrera VM (2007) Eurasian and African mitochondrial DNA influences in the Saudi Arabian population. *BMC Evol Biol* 7: 32.
105. Bamshad MJ, Watkins WS, Dixon ME, Jorde LB, Rao BB, et al. (1998) Female gene flow stratifies Hindu castes. *Nature* 395: 651-652.
106. Mountain JL, Hebert JM, Bhattacharyya S, Underhill PA, Ottolenghi C, et al. (1995) Demographic history of India and mtDNA-sequence diversity. *Am J Hum Genet* 56: 979-992.
107. Cordaux R, Saha N, Bentley GR, Aunger R, Sirajuddin SM, et al. (2003) Mitochondrial DNA analysis reveals diverse histories of tribal populations from India. *Eur J Hum Genet* 11: 253-264.
108. Basu A, Mukherjee N, Roy S, Sengupta S, Banerjee S, et al. (2003) Ethnic India: a genomic view, with special reference to peopling and structure. *Genome Res* 13: 2277-2290.
109. Roychoudhury S, Roy S, Basu A, Banerjee R, Vishwanathan H, et al. (2001) Genomic structures and population histories of linguistically distinct tribal groups of India. *Hum Genet* 109: 339-350.
110. Baig MM, Khan AA, Kulkarni KM (2004) Mitochondrial DNA diversity in tribal and caste groups of Maharashtra (India) and its implication on their genetic origins. *Ann Hum Genet* 68: 453-460.
111. Sahoo S, Kashyap VK (2006) Phylogeography of mitochondrial DNA and Y-chromosome haplogroups reveal asymmetric gene flow in populations of Eastern India. *Am J Phys Anthropol* 131: 84-97.
112. Kivisild T, Bamshad MJ, Kaldma K, Metspalu M, Metspalu E, et al. (1999) Deep common ancestry of Indian and western-Eurasian mitochondrial DNA lineages. *Curr Biol* 9: 1331-1334.
113. Kaur I, Roy S, Chakrabarti S, Sarhadi VK, Majumder PP, et al. (2002) Genomic diversities and affinities among four endogamous groups of Punjab (India) based on autosomal and mitochondrial DNA polymorphisms. *Hum Biol* 74: 819-836.

114. Sharma S, Saha A, Rai E, Bhat A, Bamezai R (2005) Human mtDNA hypervariable regions, HVR I and II, hint at deep common maternal founder and subsequent maternal gene flow in Indian population groups. *J Hum Genet* 50: 497-506.
115. Gan RJ, Pan SL, Mustavich LF, Qin ZD, Cai XY, et al. (2008) Pinghua population as an exception of Han Chinese's coherent genetic structure. *J Hum Genet* 53: 303-313.
116. Fornarino S, Pala M, Battaglia V, Maranta R, Achilli A, et al. (2009) Mitochondrial and Y-chromosome diversity of the Tharus (Nepal): a reservoir of genetic variation. *BMC Evol Biol* 9: 154.
117. Forster P, Cali F, Rohl A, Metspalu E, D'Anna R, et al. (2002) Continental and subcontinental distributions of mtDNA control region types. *Int J Legal Med* 116: 99-108.
118. Salas A, Comas D, Lareu MV, Bertranpetit J, Carracedo A (1998) mtDNA analysis of the Galician population: a genetic edge of European variation. *Eur J Hum Genet* 6: 365-375.
119. Falchi A, Giovannoni L, Calo CM, Piras IS, Moral P, et al. (2006) Genetic history of some western Mediterranean human isolates through mtDNA HVR1 polymorphisms. *J Hum Genet* 51: 9-14.
120. Sampietro ML, Caramelli D, Lao O, Calafell F, Comas D, et al. (2005) The genetics of the pre-Roman Iberian Peninsula: a mtDNA study of ancient Iberians. *Ann Hum Genet* 69: 535-548.
121. Varesi L, Memmi M, Cristofari MC, Mameli GE, Calo CM, et al. (2000) Mitochondrial control-region sequence variation in the Corsican population, France. *Am J Hum Biol* 12: 339-351.
122. Dubut V, Chollet L, Murail P, Cartault F, Beraud-Colomb E, et al. (2004) mtDNA polymorphisms in five French groups: importance of regional sampling. *Eur J Hum Genet* 12: 293-300.
123. Piercy R, Sullivan KM, Benson N, Gill P (1993) The application of mitochondrial DNA typing to the study of white Caucasian genetic identification. *Int J Legal Med* 106: 85-90.
124. Jin HJ, Tyler-Smith C, Kim W (2009) The peopling of Korea revealed by analyses of mitochondrial DNA and Y-chromosomal markers. *PLoS One* 4: e4210.
125. Li H, Cai X, Winograd-Cort ER, Wen B, Cheng X, et al. (2007) Mitochondrial DNA diversity and population differentiation in southern East Asia. *Am J Phys Anthropol* 134: 481-488.
126. Hill C, Soares P, Mormina M, Macaulay V, Clarke D, et al. (2007) A mitochondrial stratigraphy for island southeast Asia. *Am J Hum Genet* 80: 29-43.
127. Macaulay V, Hill C, Achilli A, Rengo C, Clarke D, et al. (2005) Single, rapid coastal settlement of Asia revealed by analysis of complete mitochondrial genomes. *Science* 308: 1034-1036.
128. Thangaraj K, Singh L, Reddy AG, Rao VR, Sehgal SC, et al. (2003) Genetic affinities of the Andaman Islanders, a vanishing human population. *Curr Biol* 13: 86-93.
129. Sykes B, Leiboff A, Low-Beer J, Tetzner S, Richards M (1995) The origins of the Polynesians: an interpretation from mitochondrial lineage analysis. *Am J Hum Genet* 57: 1463-1475.
130. Tajima A, Hayami M, Tokunaga K, Juji T, Matsuo M, et al. (2004) Genetic origins of the Ainu inferred from combined DNA analyses of maternal and paternal lineages. *J Hum Genet* 49: 187-193.
131. Simonson TS, Xing J, Barrett R, Jerah E, Loa P, et al. (2011) Ancestry of the Iban is predominantly Southeast Asian: genetic evidence from autosomal, mitochondrial, and Y chromosomes. *PLoS One* 6: e16338.
132. Maruyama S, Nohira-Koike C, Minaguchi K, Nambiar P (2010) MtDNA control region sequence polymorphisms and phylogenetic analysis of Malay population living in or around Kuala Lumpur in Malaysia. *Int J Legal Med* 124: 165-170.
133. Wong HY, Tang JS, Budowle B, Allard MW, Syn CK, et al. (2007) Sequence polymorphism of the mitochondrial DNA hypervariable regions I and II in 205 Singapore Malays. *Leg Med (Tokyo)* 9: 33-37.
134. Tommaseo-Ponzetta M, Attimonelli M, De Robertis M, Tanzariello F, Saccone C (2002) Mitochondrial DNA variability of West New Guinea populations. *Am J Phys Anthropol* 117: 49-67.

135. Friedlaender JS, Gentz F, Green K, Merriwether DA (2002) A cautionary tale on ancient migration detection: mitochondrial DNA variation in Santa Cruz Islands, Solomon Islands. *Hum Biol* 74: 453-471.
136. Kayser M, Choi Y, van Oven M, Mona S, Brauer S, et al. (2008) The impact of the Austronesian expansion: evidence from mtDNA and Y chromosome diversity in the Admiralty Islands of Melanesia. *Mol Biol Evol* 25: 1362-1374.
137. Ohashi J, Naka I, Tokunaga K, Inaoka T, Ataka Y, et al. (2006) Brief communication: mitochondrial DNA variation suggests extensive gene flow from Polynesian ancestors to indigenous Melanesians in the northwestern Bismarck Archipelago. *Am J Phys Anthropol* 130: 551-556.
138. Ricaut FX, Thomas T, Arganini C, Staughton J, Leavesley M, et al. (2008) Mitochondrial DNA variation in Karkar Islanders. *Ann Hum Genet* 72: 349-367.
139. Hagelberg E, Goldman N, Lio P, Whelan S, Schiefenovel W, et al. (1999) Evidence for mitochondrial DNA recombination in a human population of island Melanesia. *Proc Biol Sci* 266: 485-492.
140. Chiaroni J, King RJ, Myres NM, Henn BM, Ducourneau A, et al. (2009) The emergence of Y-chromosome haplogroup J1e among Arabic-speaking populations. *Eur J Hum Genet* 18: 348-353.
141. Tofanelli S, Ferri G, Bulayeva K, Caciagli L, Onofri V, et al. (2009) J1-M267 Y lineage marks climate-driven pre-historical human displacements. *Eur J Hum Genet* 17: 1520-1524.
142. Mirabal S, Varljen T, Gayden T, Rugeley M, Vujovic S, et al. (2010) Human Y-chromosome short tandem repeats: a tale of acculturation and migrations as mechanisms for the diffusion of agriculture in the Balkan Peninsula. *Am J Phys Anthropol* 142: 380-390.
143. Coelho M, Sequeira F, Luiselli D, Beza S, Rocha J (2009) On the edge of Bantu expansions: mtDNA, Y chromosome and lactase persistence genetic variation in southwestern Angola. *BMC Evol Biol* 9: 80.
144. Blanco-Verea A, Jaime JC, Brion M, Carracedo A (2009) Y-chromosome lineages in native South American population. *Forensic Sci Int Genet* 4: 187-193.
145. King TE, Bowden GR, Balaesque PL, Adams SM, Shanks ME, et al. (2007) Thomas Jefferson's Y chromosome belongs to a rare European lineage. *Am J Phys Anthropol* 132: 584-589.
146. Zhong H, Shi H, Qi XB, Duan ZY, Tan PP, et al. (2011) Extended Y chromosome investigation suggests postglacial migrations of modern humans into East Asia via the northern route. *Mol Biol Evol* 28: 717-727.