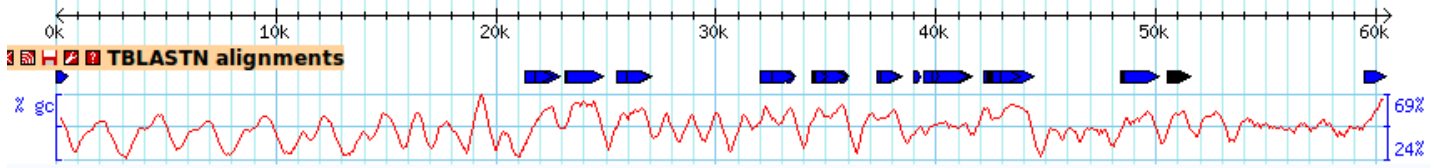


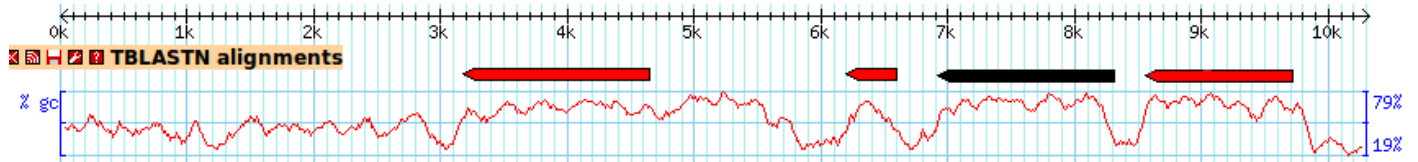
1.1.1.3 – Homoserine dehydrogenase, *Angomonas desouzai*. Contig's GC content: 46.15%.



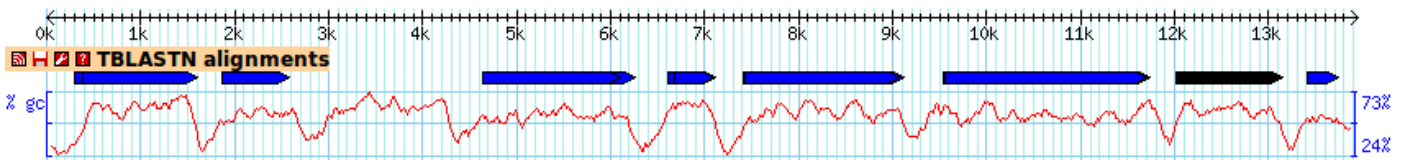
5.1.1.7 – Diaminopimelate epimerase, *Herpetomonas muscarum*. Contig's GC content: 54.84%.



4.1.1.20 – Diaminopimelate decarboxylase, *Strigomonas galati*. Contig's GC content: 53.05%.



2.3.1.30 – Serine O-acetyltransferase, *Angomonas deanei*. Contig's GC content: 53.20%.



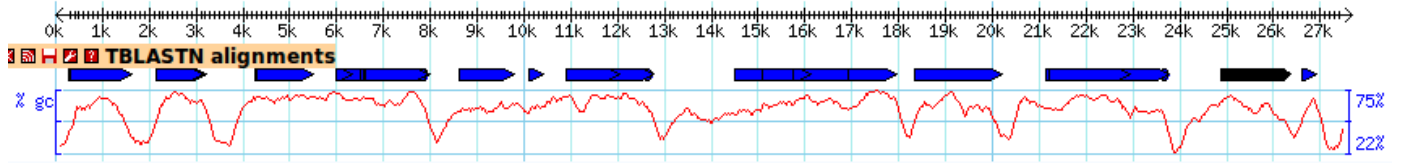
2.5.1.47 – Cysteine synthase, *Strigomonas galati*. Contig's GC content: 55.93%.



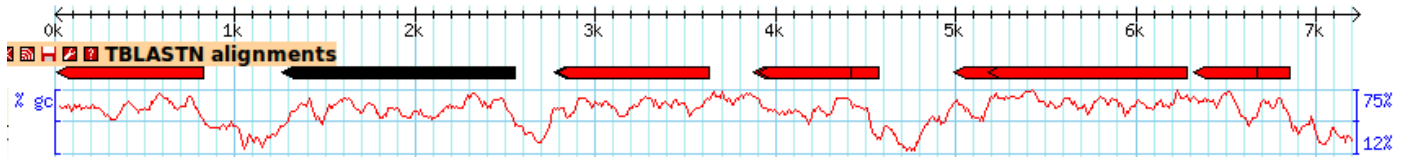
2.3.1.46 – Homoserine O-succinyltransferase, *Strigomonas galati*. Contig's GC content: 46.91%.



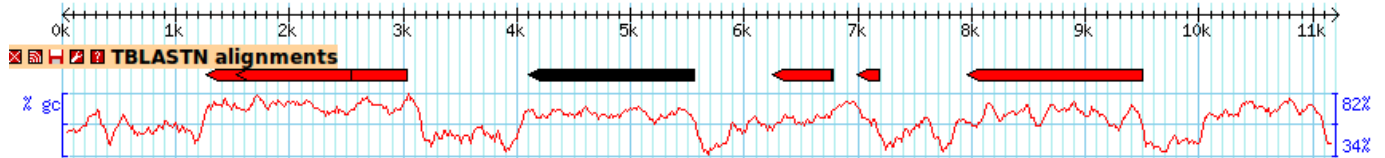
2.1.1.37 – DNA (cytosine-5-)-methyltransferase, *Strigomonas galati*. Contig's GC content: 59.10%.



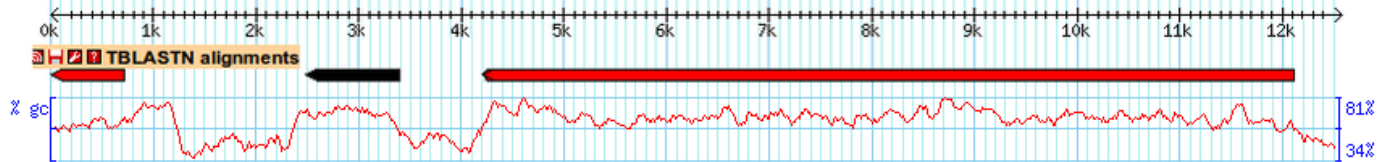
2.5.1.49 – O-acetylhomoserine aminocarboxypropyltransferase, *Angomonas deanei*. Contig's GC content: 54.02%.



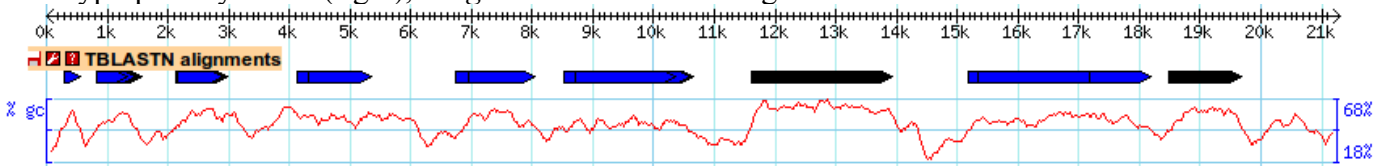
4.4.1.8 – Cystathionine beta-lyase, *Herpetomonas muscarum*. Contig's GC content: 61.10%.



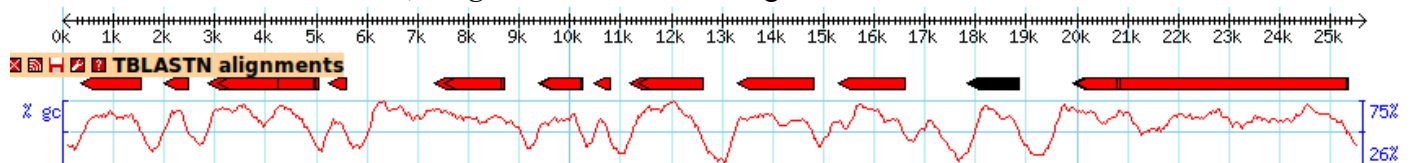
2.1.1.10 – Homocysteine S-methyltransferase, *Crithidia acanthocephali*. Contig's GC content: 62.28%.



2.1.1.14 – 5-methyltetrahydropteroyltriglutamate-homocysteine S-methyltransferase (left) and 4.2.1.20 – tryptophan synthase (right), *Strigomonas culicis*. Contig's GC content: 48.69%.



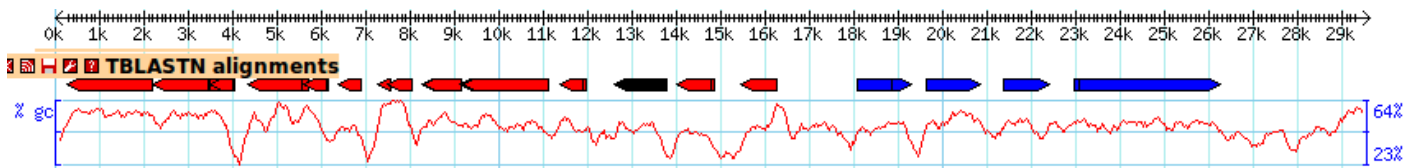
4.1.2.5 – Threonine aldolase, *Strigomonas culicis*. Contig's GC content: 57.13%.



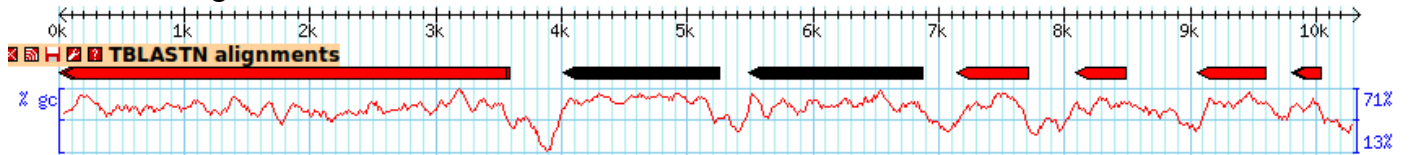
3.5.1.14 – Aminoacylase, *Angomonas deanei*. Contig's GC content: 51.80%.



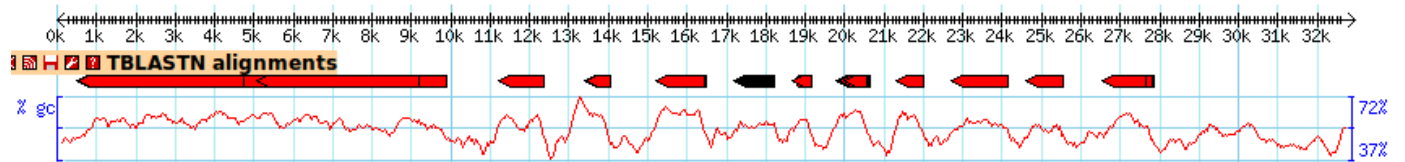
3.5.1.16 – Acetylornithine deacetylase, *Angomonas desouzai*. Contig's GC content: 47.01%.



6.3.4.5 – Argininosuccinate synthase (left) and 4.3.2.1 – Argininosuccinate lyase (right), *Angomonas deanei*. Contig's GC content: 51.45%.



3.5.3.1 – Arginase, *Herpetomonas muscarum*. Contig's GC content: 54.07%.



4.3.1.12 – Ornithine cyclodeaminase, *Angomonas deanei*. Contig's GC content: 48.93%.

