Figure S2

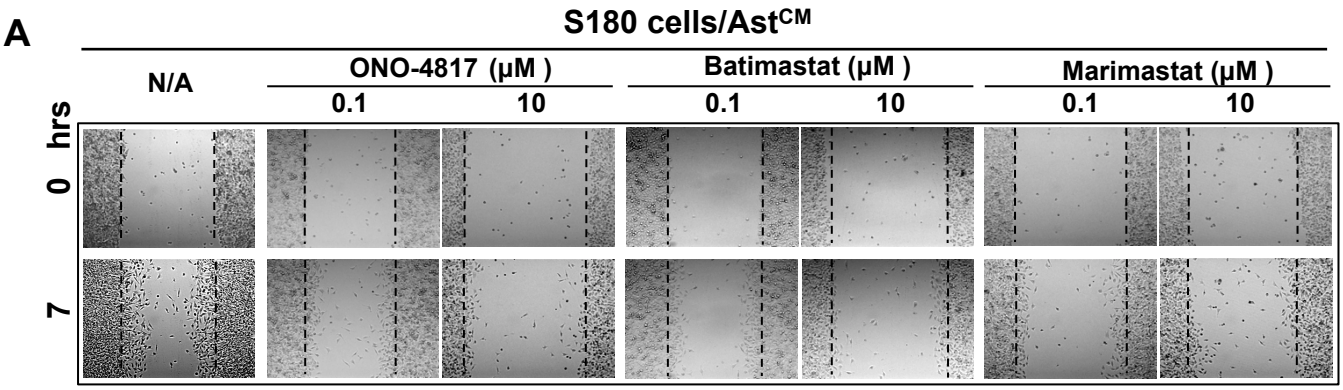
A
S180 cells/Ast^CM
N/A
ONO-4817 (μM)
0.1
10
Batimastat (μM)
0.1
10
Marimastat (μM)
0.1
10
0 hrs
7

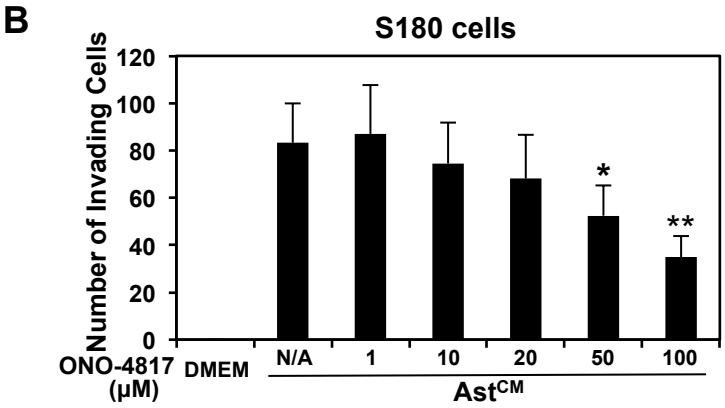
B
S180 cells
Number of Invading Cells
120
100
80
60
40
20
0
*
**
ONO-4817 (μM)
DMEM
N/A
1
10
20
50
100
Ast^CM

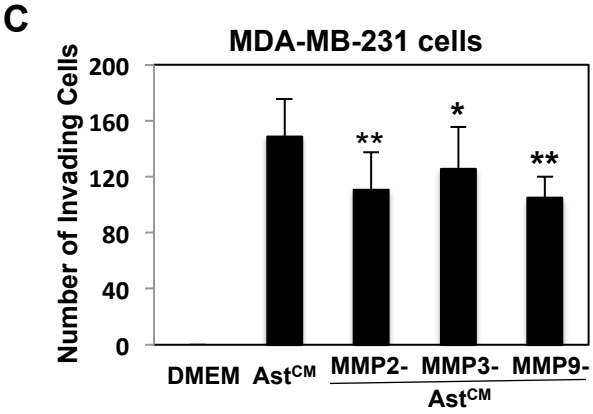
C
MDA-MB-231 cells
Number of Invading Cells
200
160
120
80
40
0
**
*
**
DMEM
Ast^CM
MMP2-
MMP3-
MMP9-
Ast^CM

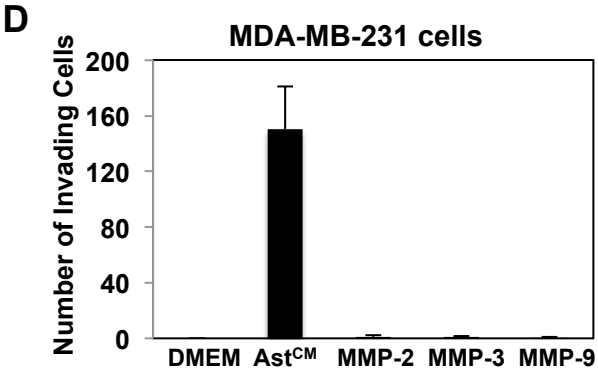
D
MDA-MB-231 cells
Number of Invading Cells
200
160
120
80
40
0
DMEM
Ast^CM
MMP-2
MMP-3
MMP-9