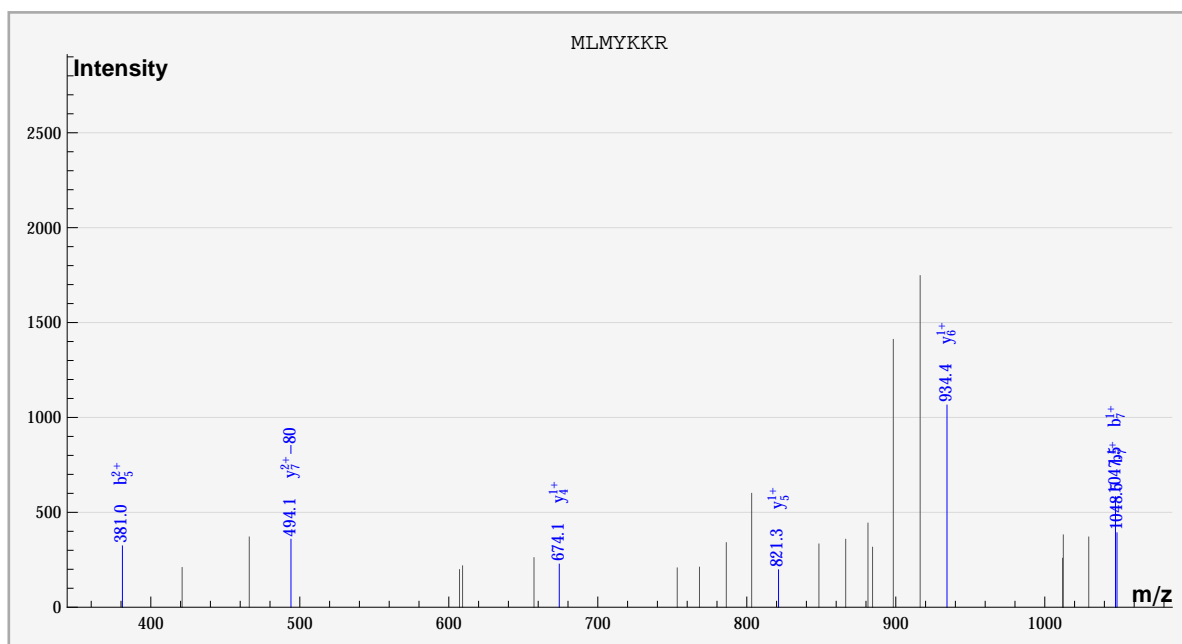
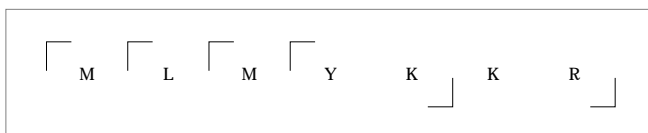


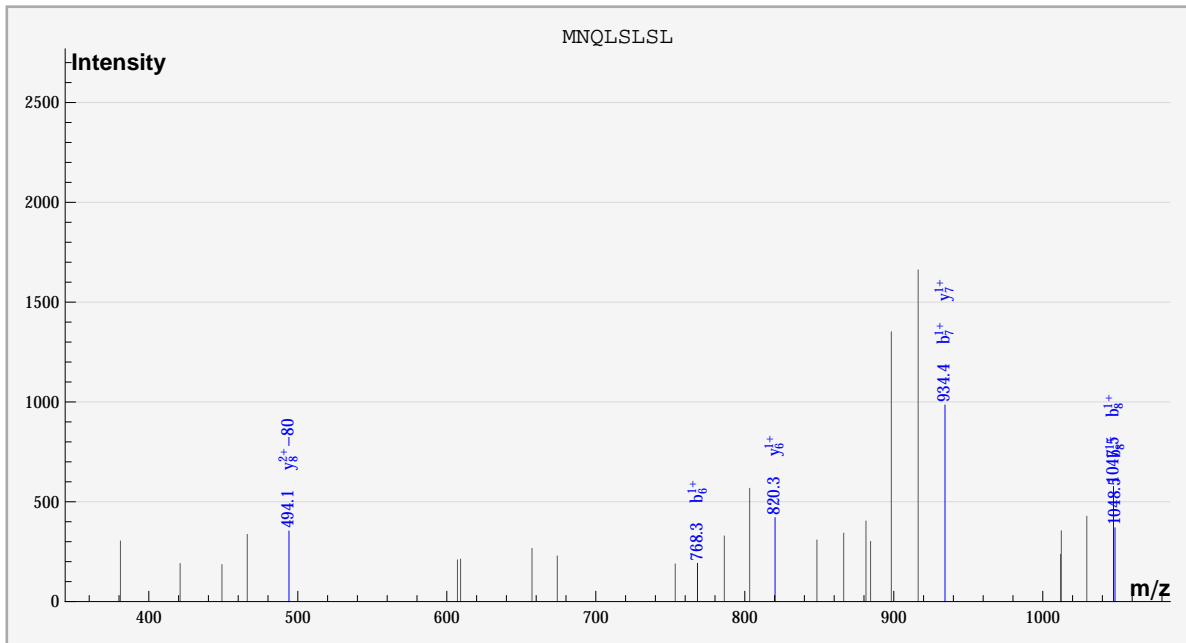
dbValid true MLMYKKR Oxidation_M(1),PHOS(1) 1. 1066. -0.501545 5.40828 101. ? 3576.
 S_Acido_new%gil68566984|gb|AAY79913.1| MLMYKKR%:::Oxidation_M:PHOS:::%sample_2%cmpd_1925



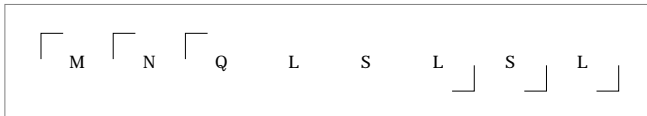
	#	b	b*	#	y	y*	P	P*
M	1							✓
L	2			6	✓			
M	3			5	✓			
Y	4			4	✓			
K	5	✓		3				
K	6			2				
R	7	✓		1				



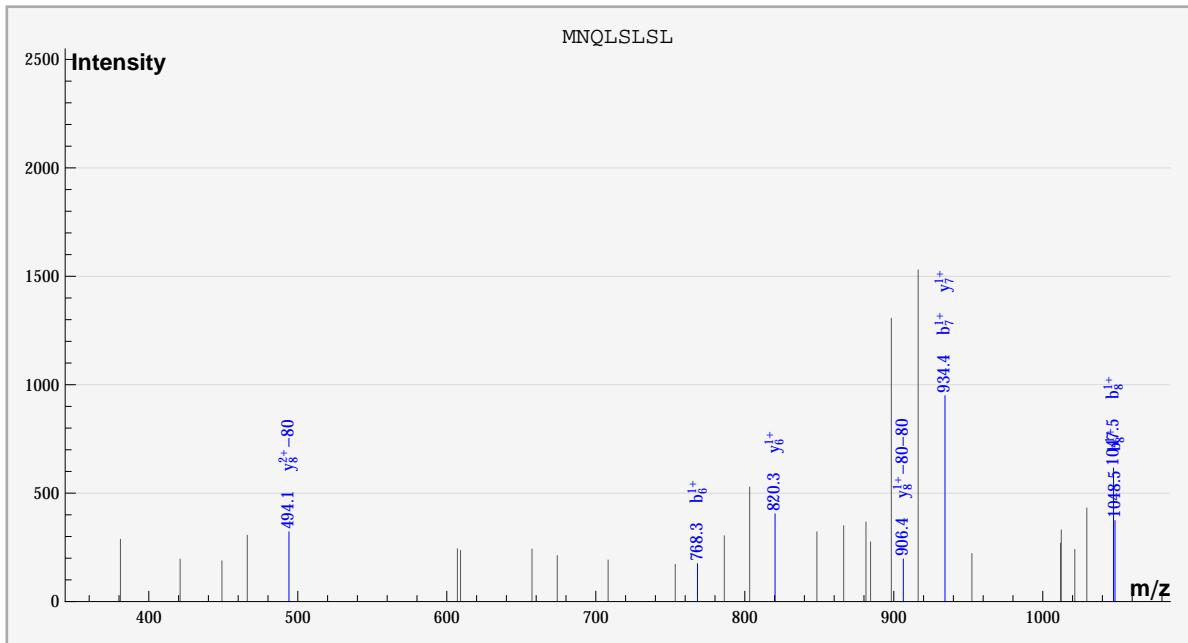
dbValid true MNQLSLSL PHOS(2) 1. 1066. -0.591305 5.40087 101. ? 3588.
 S_Acido_new%gi|68567382|gb|AAY80311.1| MNQLSLSL%::::PHOS::PHOS::%sample_2%compd_1935



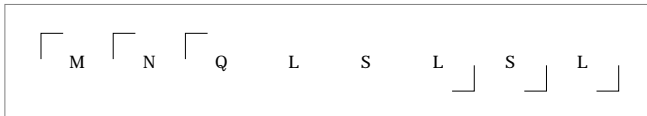
	#	b	b*	#	y	y*	P	P*
M	1							✓
N	2			7	✓			
Q	3			6	✓			
L	4			5				
S	5			4				
L	6	✓		3				
S	7	✓		2				
L	8	✓		1				



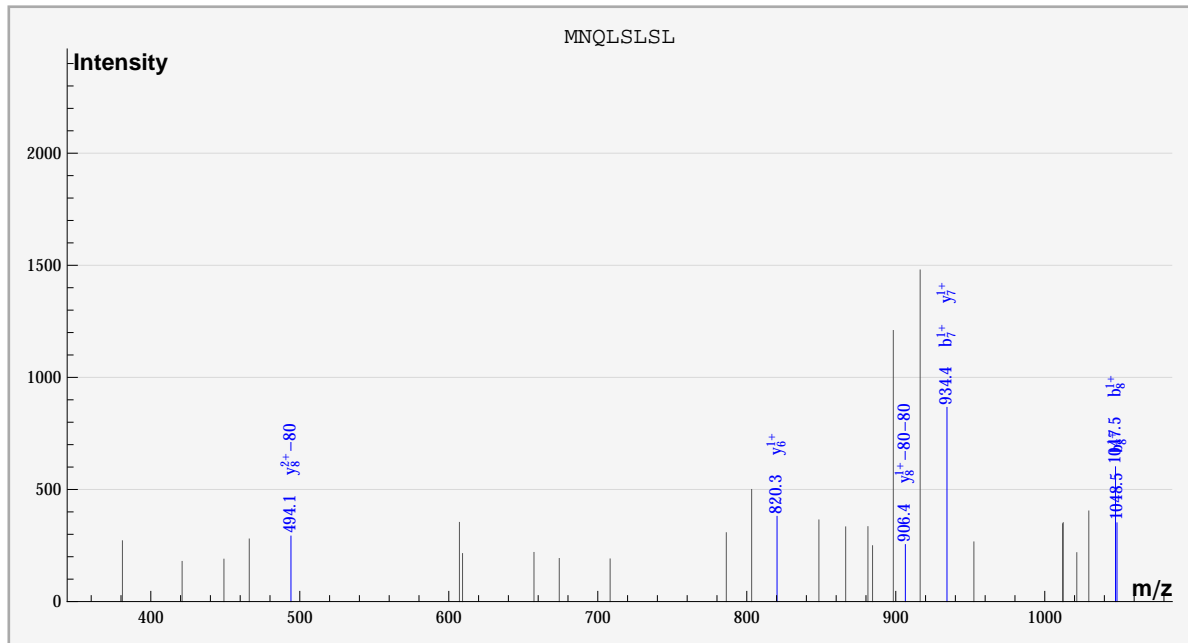
dbValid true MNQLSLSL PHOS(2) 1. 1066. -0.591305 5.3341 101. ? 3600.
 S_Acido_new%gi|68567382|gb|AAY80311.1| MNQLSLSL%::::PHOS::PHOS::%sample_2%cmpd_1945



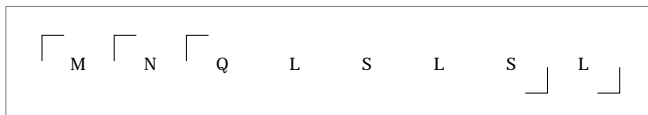
	#	b	b*	#	y	y*	P	P*
M	1							✓
N	2			7	✓			
Q	3			6	✓			
L	4			5				
S	5			4				
L	6	✓		3				
S	7	✓		2				
L	8	✓		1				



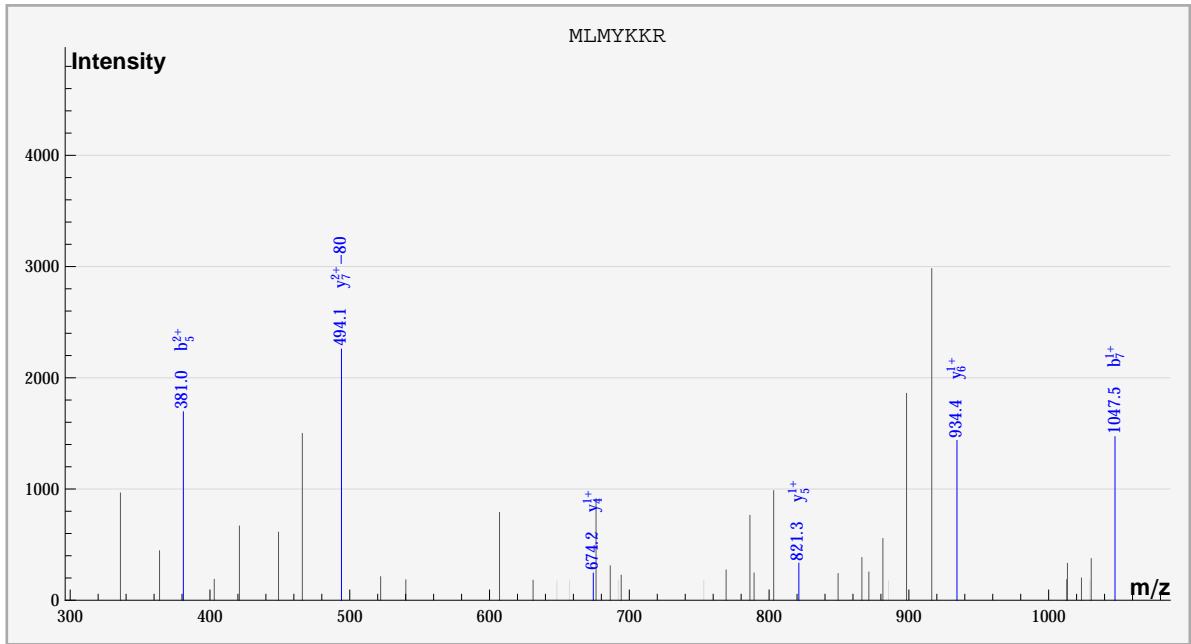
dbValid true MNQLSLSL PHOS(2) 1. 1066. -0.591305 5.42203 101. ? 3612.
 S_Acido_new%gi|68567382|gb|AAY80311.1| MNQLSLSL%::::PHOS::PHOS::%sample_2%cmpd_1955



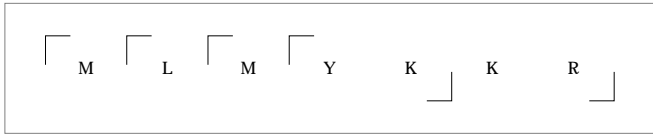
	#	b	b*	#	y	y*	P	P*
M	1							✓
N	2			7	✓			
Q	3			6	✓			
L	4			5				
S	5			4				
L	6			3				
S	7	✓		2				
L	8	✓		1				



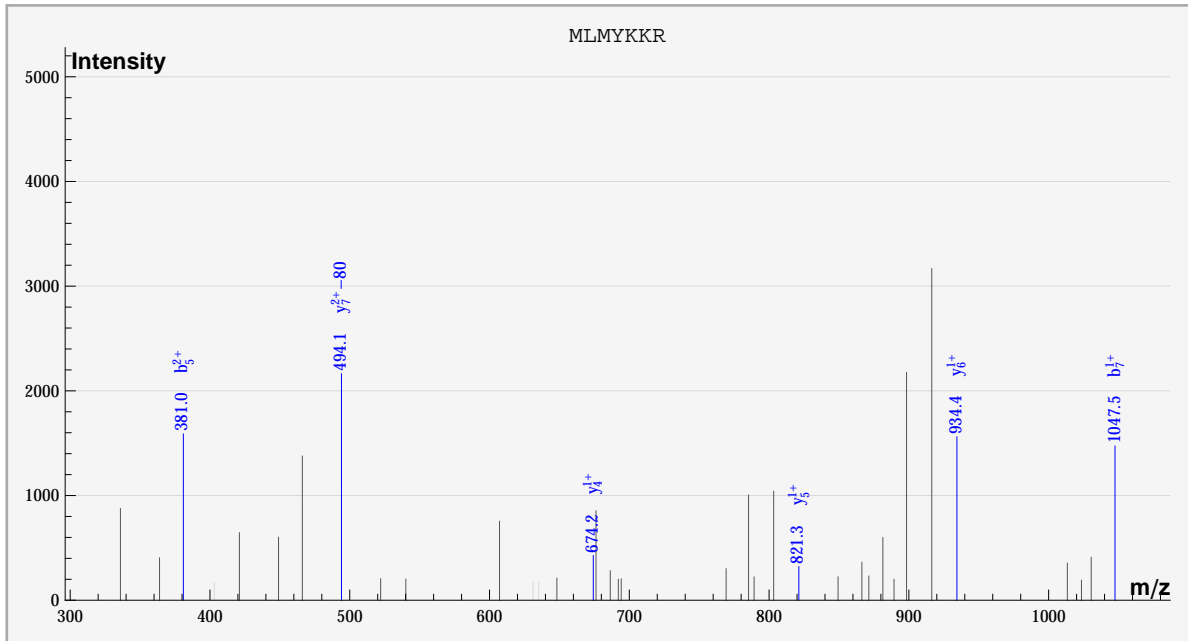
dbValid true MLYKKR Oxidation_M(1),PHOS(1) 1. 1067. -1.50155 5.25189 101. ? 3516.
 S_Acido_new%gii68566984|gb|AAY79913.1| MLYKKR%:::Oxidation_M:PHOS:::%sample_2%cmpd_1875



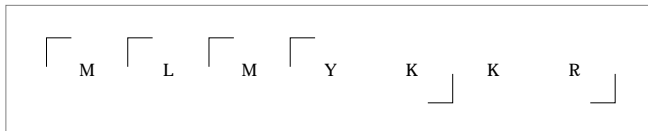
	#	b	b*	#	y	y*	P	P*
M	1							✓
L	2			6	✓			
M	3			5	✓			
Y	4			4	✓			
K	5	✓		3				
K	6			2				
R	7	✓		1				



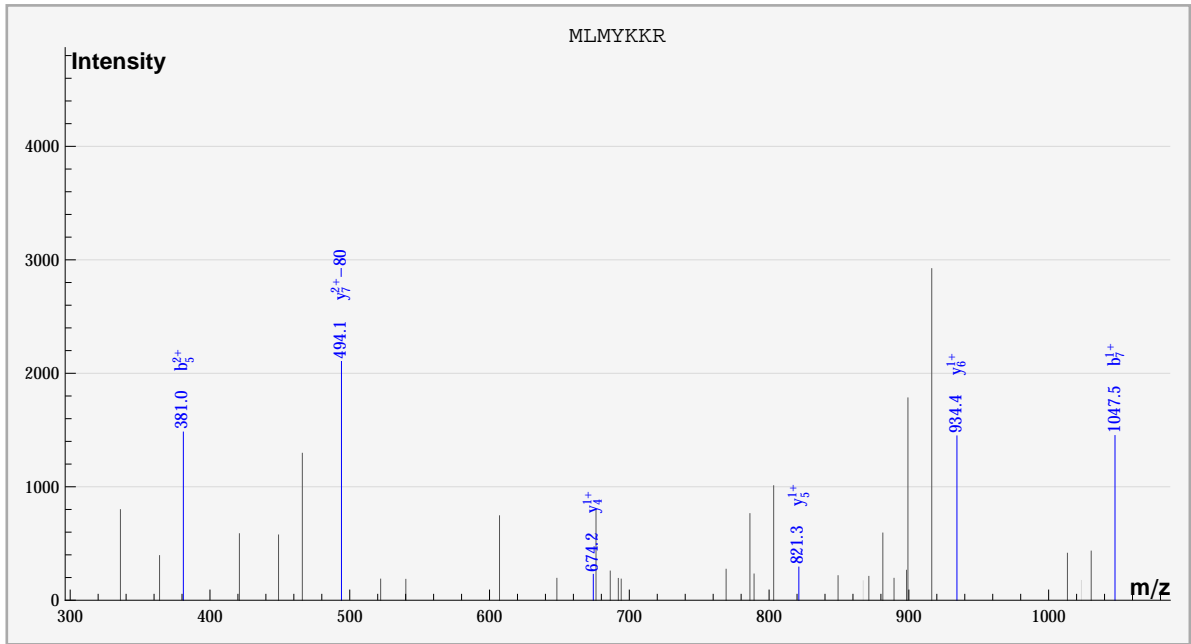
dbValid true MLMYKKR Oxidation_M(1),PHOS(1) 1. 1067. -1.50155 5.22068 101. ? 3528.
 S_Acido_new%gi|68566984|gb|AA79913.1| MLMYKKR%:::Oxidation_M:PHOS:::%sample_2%compd_1885



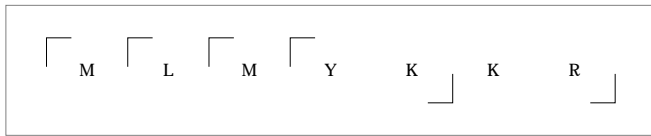
	#	b	b*	#	y	y*	P	P*
M	1							✓
L	2			6	✓			
M	3			5	✓			
Y	4			4	✓			
K	5	✓		3				
K	6			2				
R	7	✓		1				



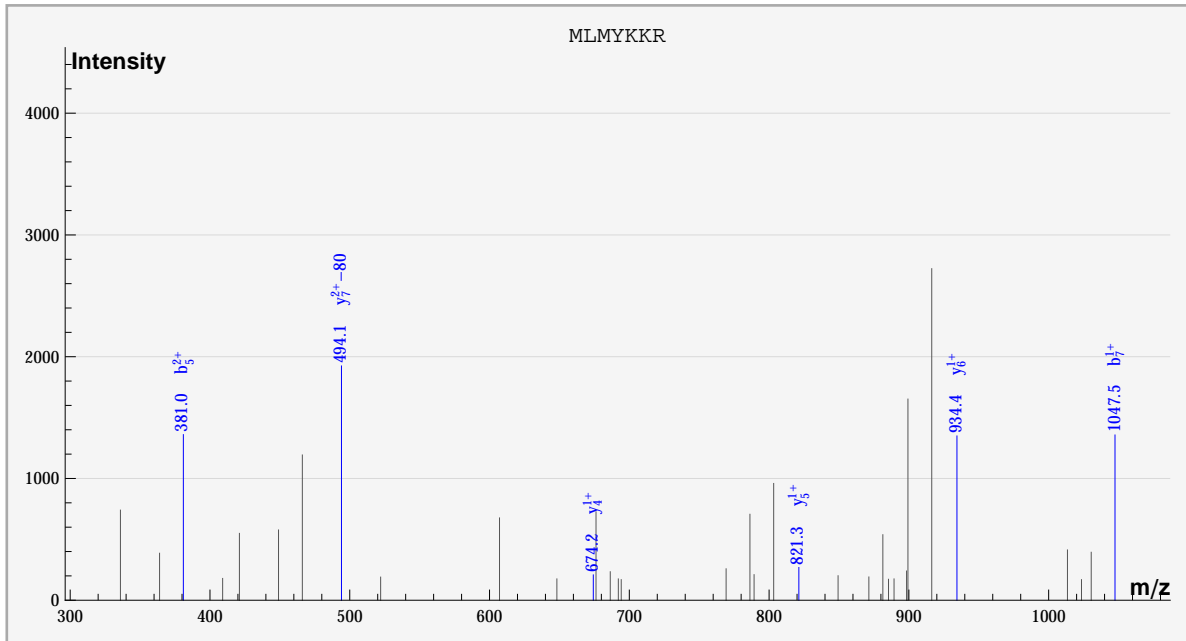
dbValid true MLYKRR Oxidation_M(1),PHOS(1) 1. 1067. -1.50155 5.24748 101. ? 3540.
 S_Acido_new%gi|68566984|gb|AA79913.1| MLYKRR%:::Oxidation_M:PHOS:::%sample_2%cmpd_1896



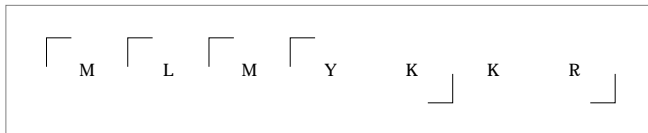
	#	b	b*	#	y	y*	P	P*
M	1							✓
L	2			6	✓			
M	3			5	✓			
Y	4			4	✓			
K	5	✓		3				
K	6			2				
R	7	✓		1				



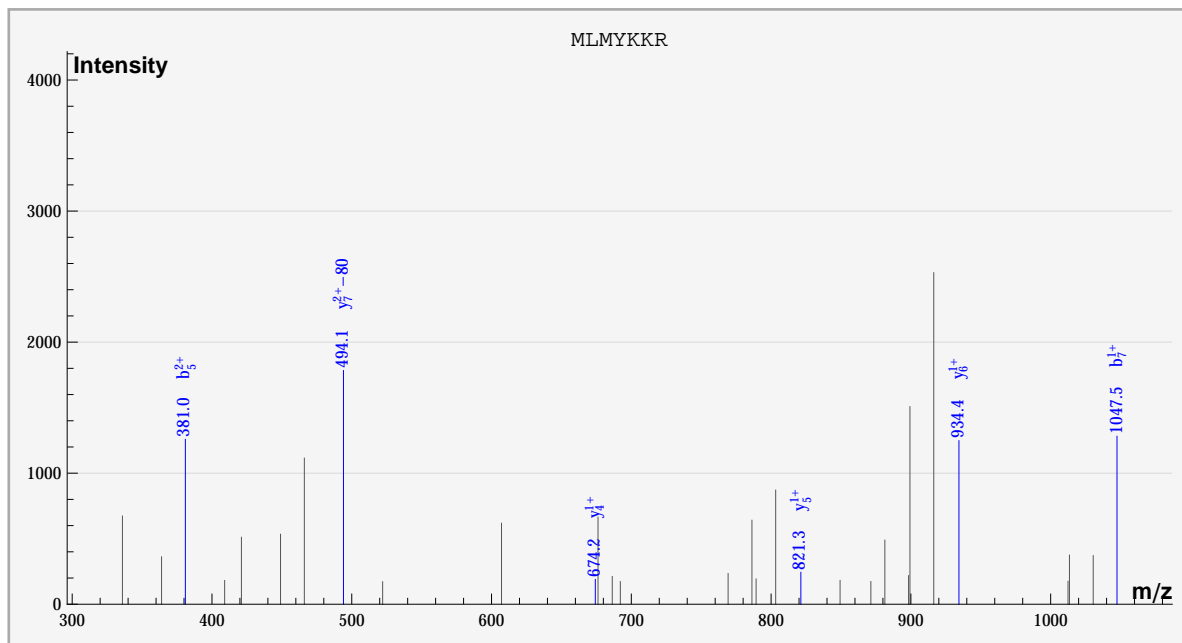
dbValid true MLMYKKR Oxidation_M(1),PHOS(1) 1. 1067. -1.50155 5.27398 101. ? 3552.
 S_Acido_new%gi|68566984|gb|AA79913.1| MLMYKKR%:::Oxidation_M:PHOS:::%sample_2%compd_1906



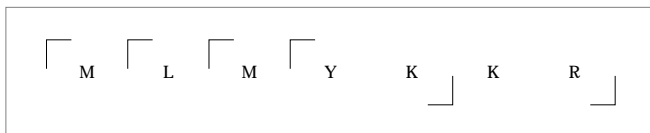
	#	b	b*	#	y	y*	P	P*
M	1							✓
L	2			6	✓			
M	3			5	✓			
Y	4			4	✓			
K	5	✓		3				
K	6			2				
R	7	✓		1				



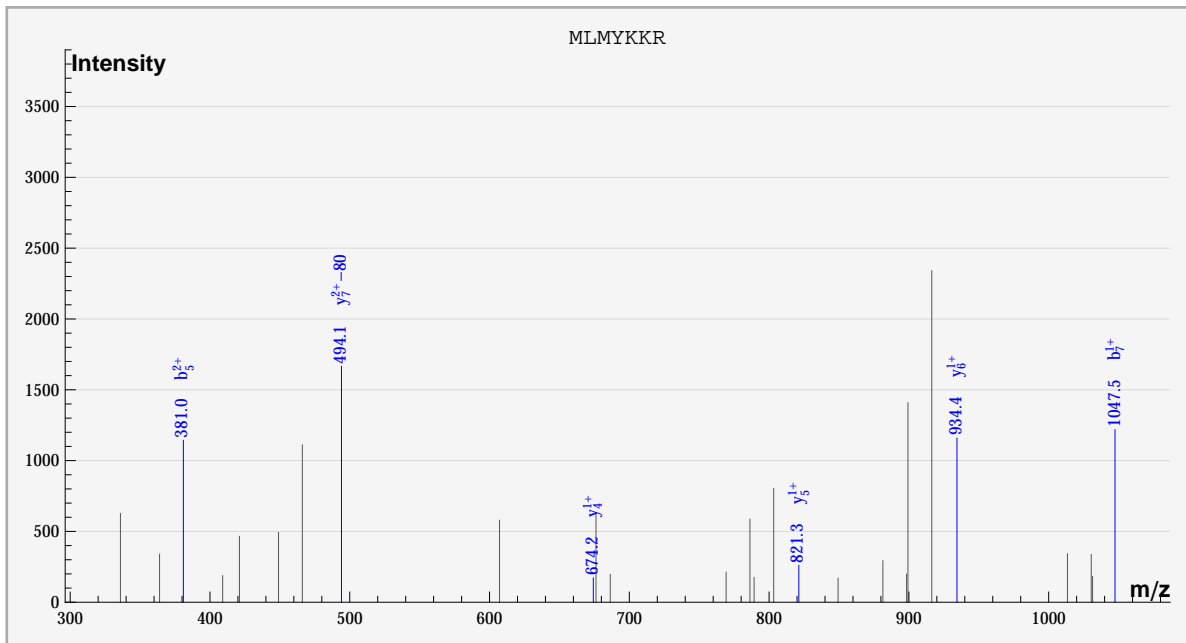
dbValid true MLYKKR Oxidation_M(1),PHOS(1) 1. 1067. -1.50155 5.1349 101. ? 3564.
 S_Acido_new%gi|68566984|gb|AA79913.1| MLYKKR%:::Oxidation_M:PHOS:::%sample_2%compd_1916



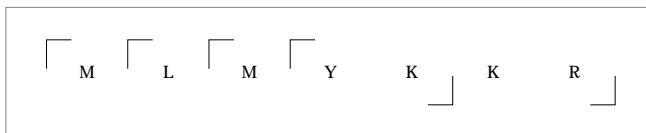
	#	b	b*	#	y	y*	P	P*
M	1							✓
L	2			6	✓			
M	3			5	✓			
Y	4			4	✓			
K	5	✓		3				
K	6			2				
R	7	✓		1				



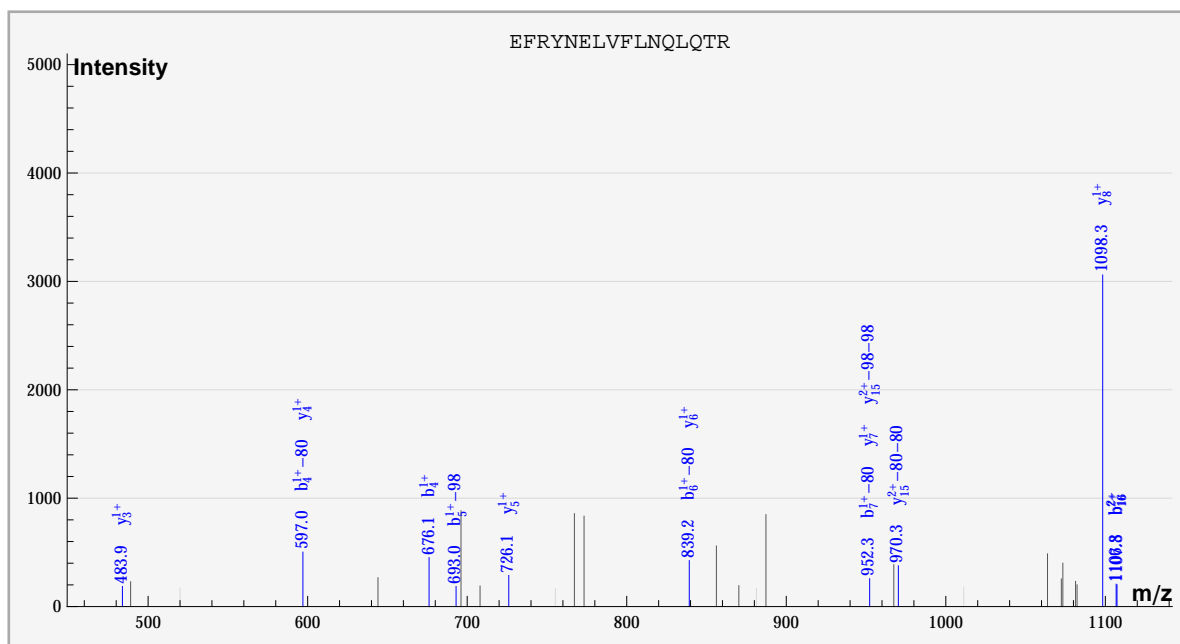
dbValid true MLYKRR Oxidation_M(1),PHOS(1) 1. 1067. -1.50155 5.33858 101. ? 3576.
 S_Acido_new%gii68566984|gb|AA79913.1| MLYKRR%:::Oxidation_M:PHOS:::%sample_2%cmpd_1926



	#	b	b*	#	y	y*	P	P*
M	1							✓
L	2			6	✓			
M	3			5	✓			
Y	4			4	✓			
K	5	✓		3				
K	6			2				
R	7	✓		1				



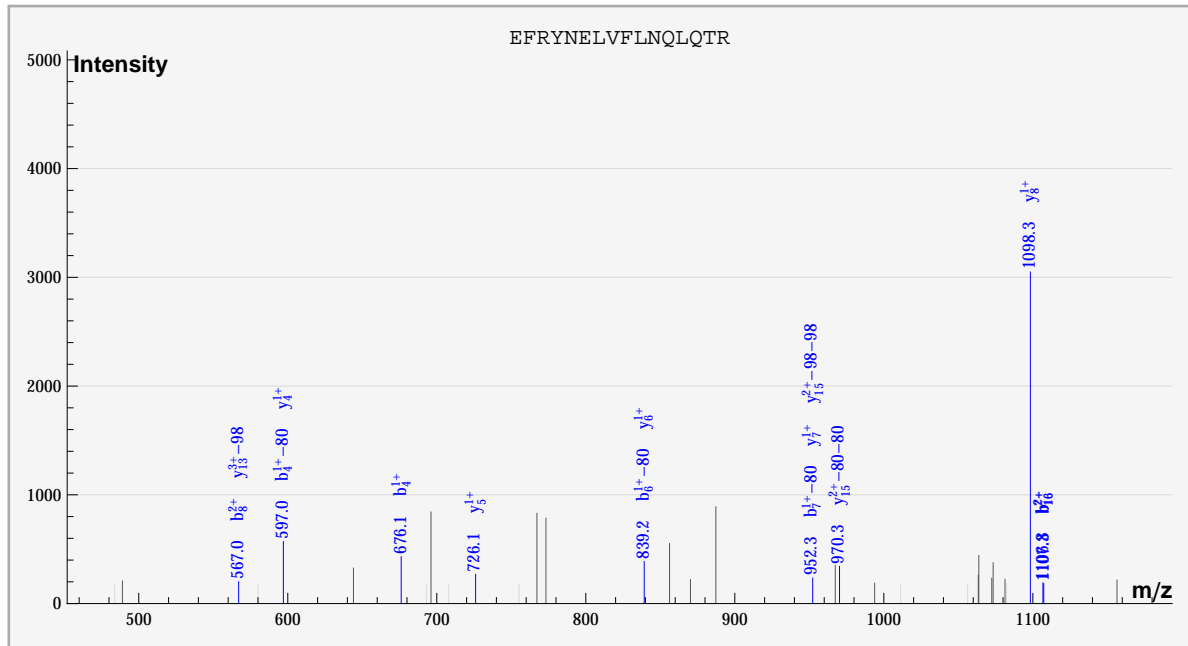
dbValid true EFRYNELVFLNQLQTR PHOS(2) 2. 1117. -1.49171 5.20822 101. ? 1440.
 S_Acido_new%gi|68566987|gb|AA79916.1| EFRYNELVFLNQLQTR%:::PHOS:::PHOS::%sample_1%compd_179



	#	b	b*	#	y	y*	P	P*
E	1							
F	2			15		✓		
R	3			14				
Y	4	✓	✓	13				
N	5		✓	12				
E	6		✓	11				
L	7		✓	10				
V	8			9				
F	9			8	✓			
L	10			7	✓			
N	11			6	✓			
Q	12			5	✓			
L	13			4	✓			
Q	14			3	✓			
T	15			2				
R	16	✓		1				

E [F R Y] N] E] L] V [F [L [N [Q [L [Q T R]

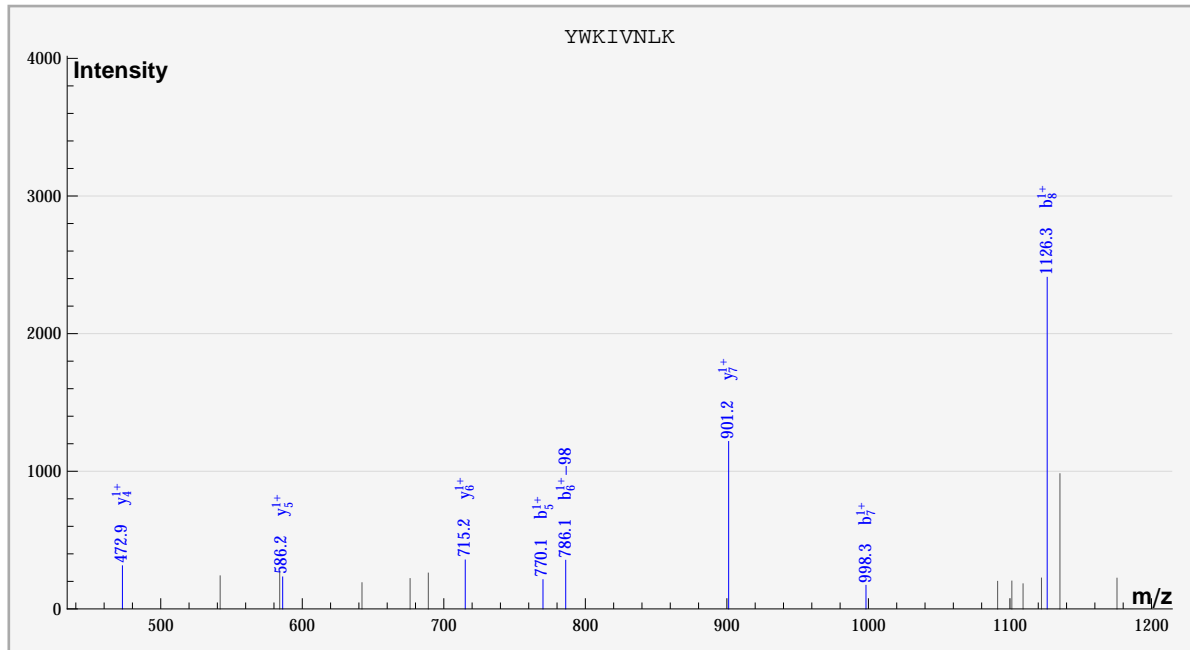
dbValid true EFRYNELVFLNQLQTR PHOS(2) 2. 1117. -1.49171 5.55276 101. ? 1452.
 S_Acido_new%gi|68566987|gb|AA79916.1| EFRYNELVFLNQLQTR%::::PHOS:::::PHOS::%sample_1%compd_189



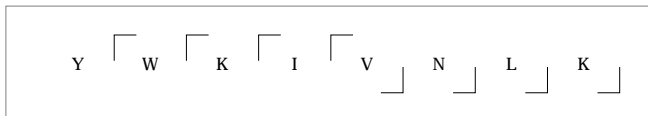
	#	b	b*	#	y	y*	P	P*
E	1							
F	2			15		✓		
R	3			14				
Y	4	✓	✓	13		✓		
N	5			12				
E	6		✓	11				
L	7		✓	10				
V	8	✓		9				
F	9			8		✓		
L	10			7		✓		
N	11			6		✓		
Q	12			5		✓		
L	13			4		✓		
Q	14			3				
T	15			2				
R	16	✓		1				

E F R Y N E L V F L N Q L Q T R

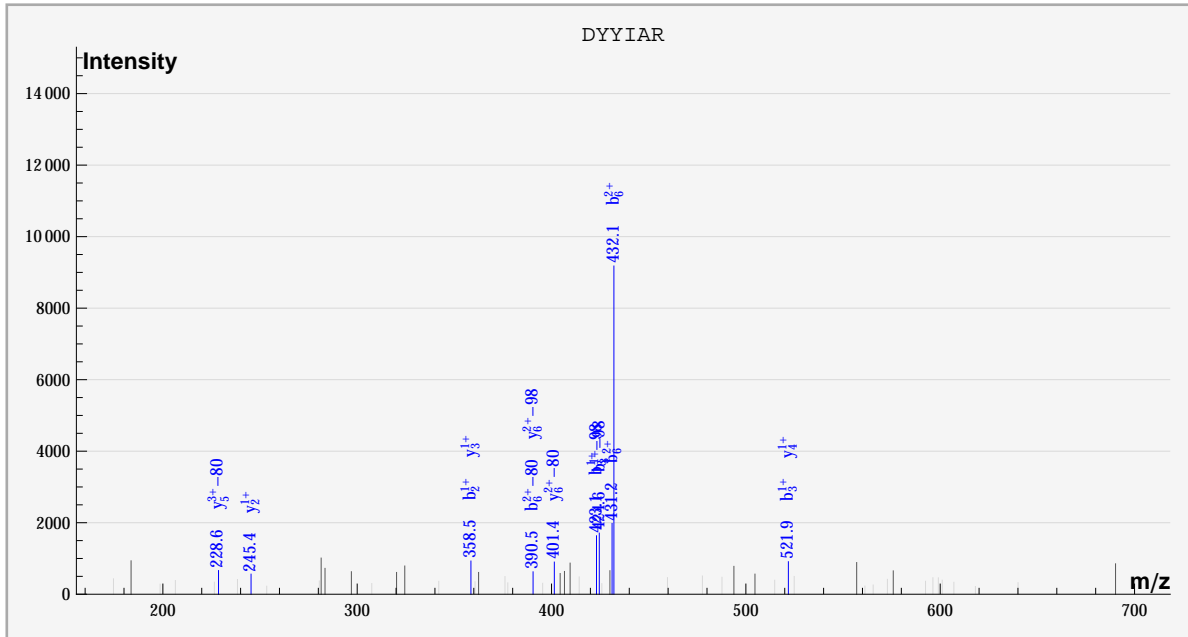
dbValid true YWKIVNLK PHOS(1) 1. 1145. -1.40383 5.17249 101. ? 2136.
 S_Acido_new%gi|68568539|gb|AAY81468.1| YWKIVNLK%:PHOS:::sample_3%cmpd_753



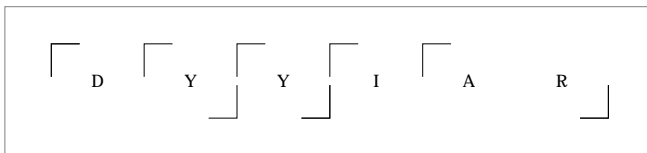
	#	b	b*	#	y	y*	P	P*
Y	1							
W	2			7		✓		
K	3			6		✓		
I	4			5		✓		
V	5	✓		4		✓		
N	6		✓	3				
L	7	✓		2				
K	8	✓		1				



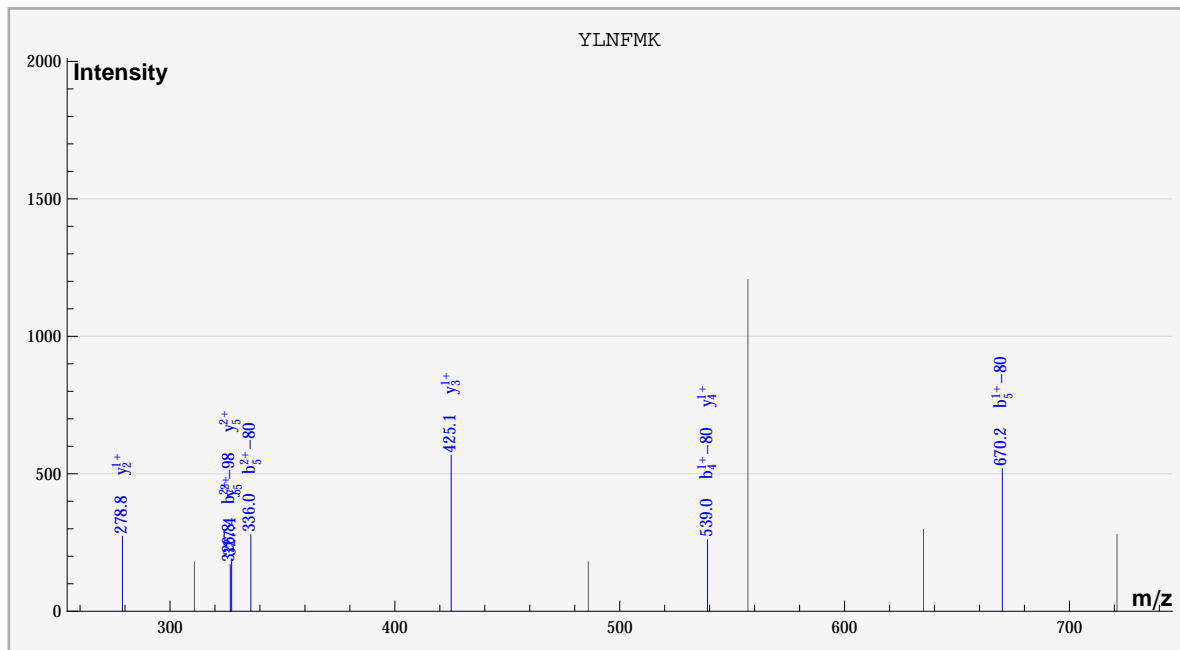
dbValid true DYYIAR PHOS(1) 2. 441.22 -0.536343 5.28287 100. ?
 1296. S_Acido_new%gi|68566641|gb|AAY79570.1| DYYIAR%::PHOS::::%sample_1%compd_88



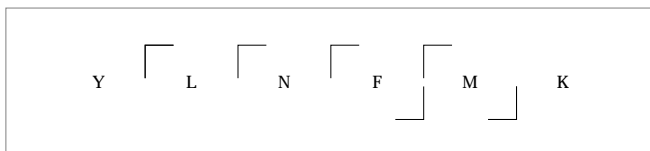
	#	b	b*	#	y	y*	P	P*
D	1							✓
Y	2	✓		5		✓		
Y	3	✓	✓	4	✓			
I	4			3	✓			
A	5			2	✓			
R	6	✓	✓	1				



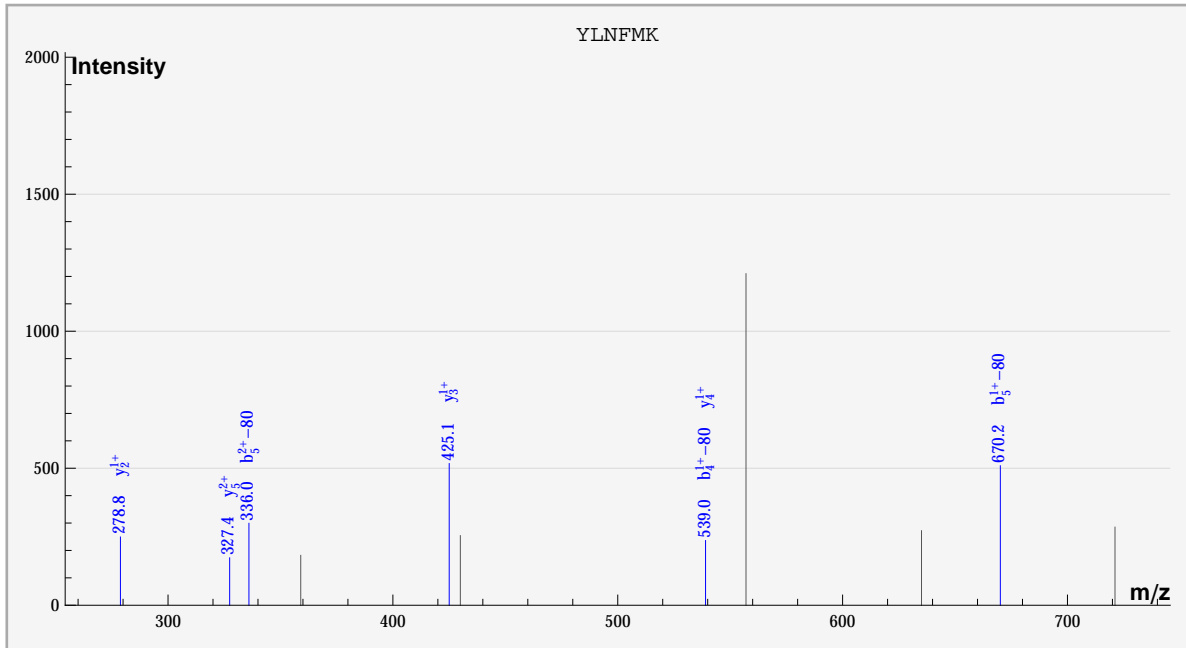
dbValid true YLNFMK PHOS(1) 2. 449. -0.807193 5.00119 100. ? 1326.
 S_Acido_new%gi|68567490|gb|AAY80419.1| S_Acido_new%gi|68568619|gb|AAY81548.1|
 YLNFMK%:PHOS:::sample_2%compd_98



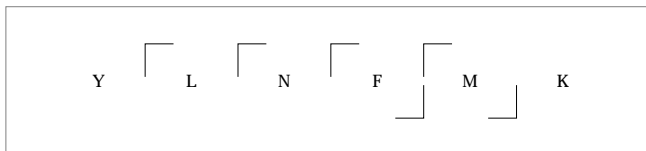
	#	b	b*	#	y	y*	P	P*
Y	1							
L	2			5	✓			
N	3			4	✓			
F	4	✓		3	✓			
M	5	✓		2	✓			
K	6			1				



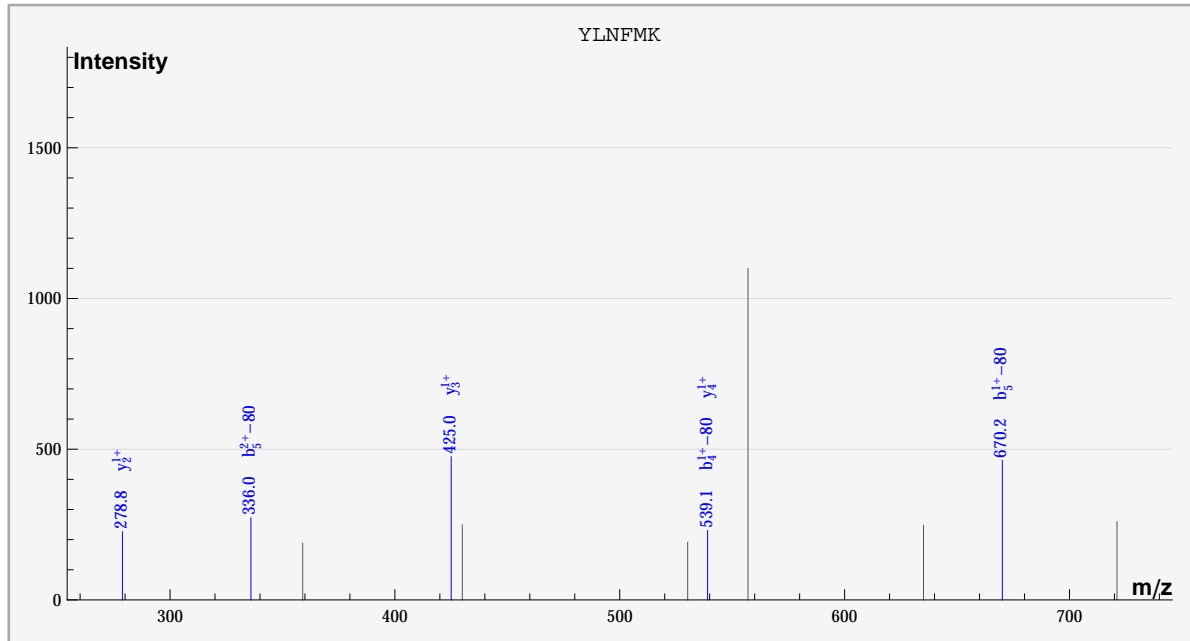
dbValid true YLNFMK PHOS(1) 2. 449. -0.807193 5.18993 100. ? 1344.
 S_Acido_new%gi|68567490|gb|AAY80419.1| S_Acido_new%gi|68568619|gb|AAY81548.1|
 YLNFMK%:PHOS:::sample_2%compd_108



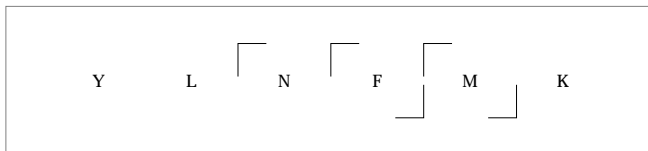
	#	b	b*	#	y	y*	P	P*
Y	1							
L	2			5	✓			
N	3			4	✓			
F	4	✓		3	✓			
M	5	✓		2	✓			
K	6			1				



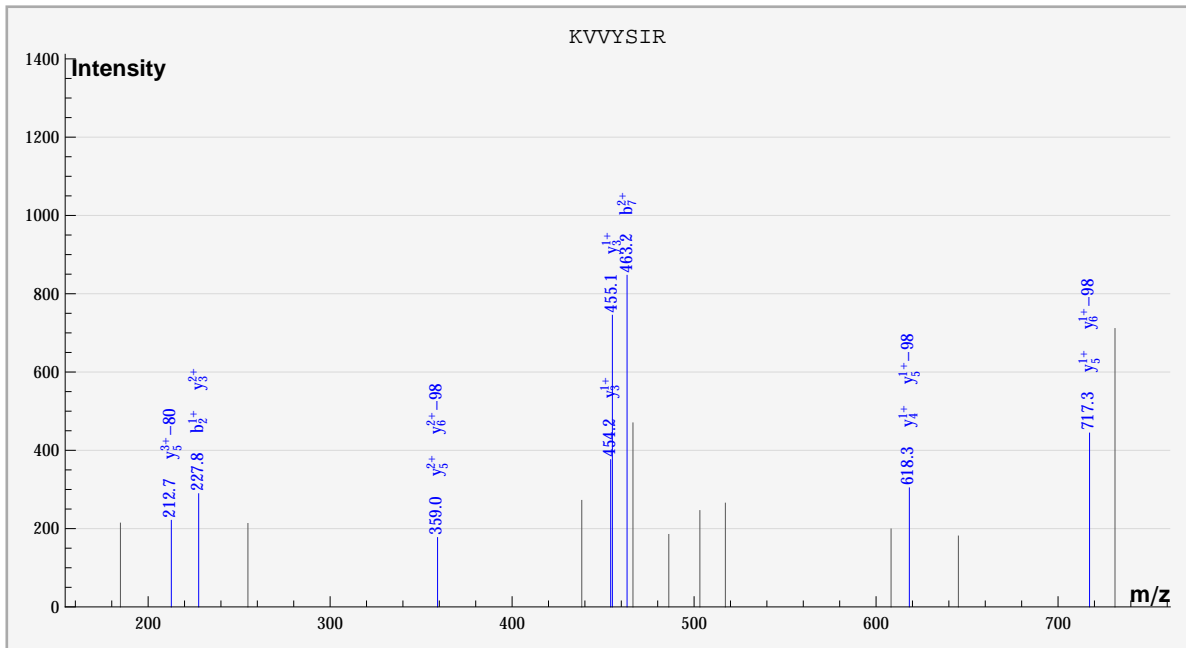
dbValid true YLNFMK PHOS(1) 2. 449. -0.807193 5.34438 100. ? 1356.
 S_Acido_new%gi|68567490|gb|AAY80419.1| S_Acido_new%gi|68568619|gb|AAY81548.1|
 YLNFMK%:PHOS:::sample_2%compd_118



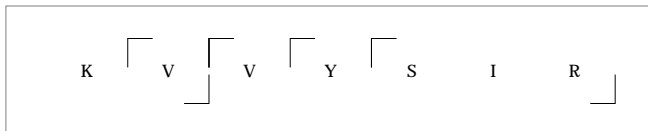
	#	b	b*	#	y	y*	P	P*
Y	1							
L	2			5				
N	3			4	✓			
F	4	✓		3	✓			
M	5	✓		2	✓			
K	6			1				



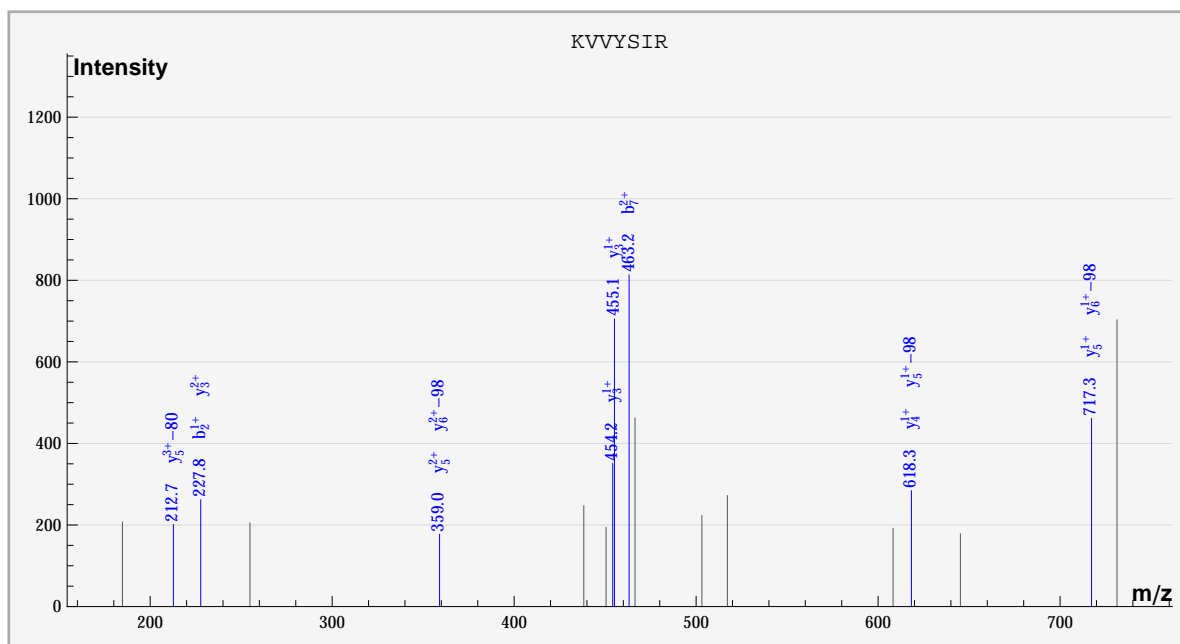
dbValid true KVVYSIR PHOS(1) 2. 474. -1.24813 4.90084 100. ? 1878.
 S_Acido_new%gi|68568321|gb|AAY81250.1| KVVYSIR%::::PHOS::::%sample_2%cmpd_572



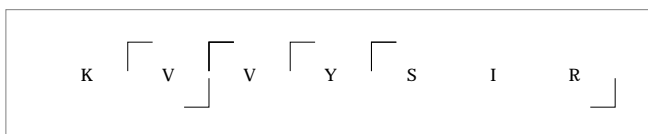
	#	b	b*	#	y	y*	P	P*
K	1							
V	2	✓		6		✓		
V	3			5	✓	✓		
Y	4			4	✓			
S	5			3	✓			
I	6			2				
R	7	✓		1				



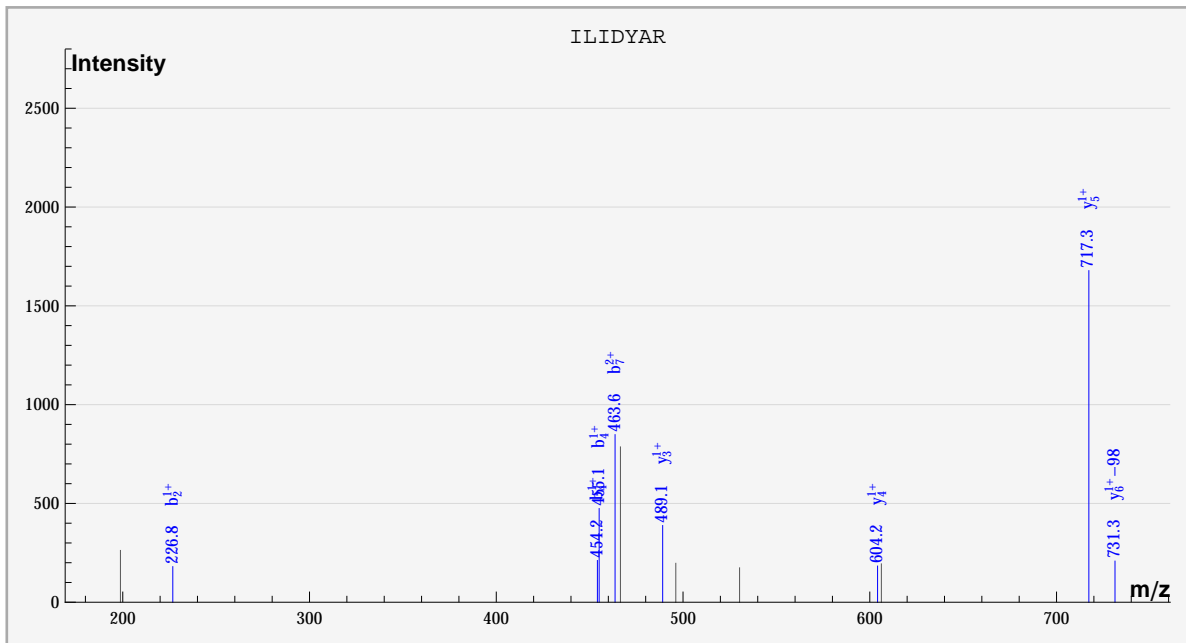
dbValid true KVVYSIR PHOS(1) 2. 474. -1.24813 4.97432 100. ? 1890.
 S_Acido_new%gi|68568321|gb|AAY81250.1| KVVYSIR%::::PHOS::::sample_2%cmpd_582



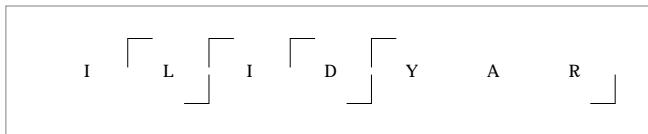
	#	b	b*	#	y	y*	P	P*
K	1							
V	2	✓		6		✓		
V	3			5	✓	✓		
Y	4			4	✓			
S	5			3	✓			
I	6			2				
R	7	✓		1				



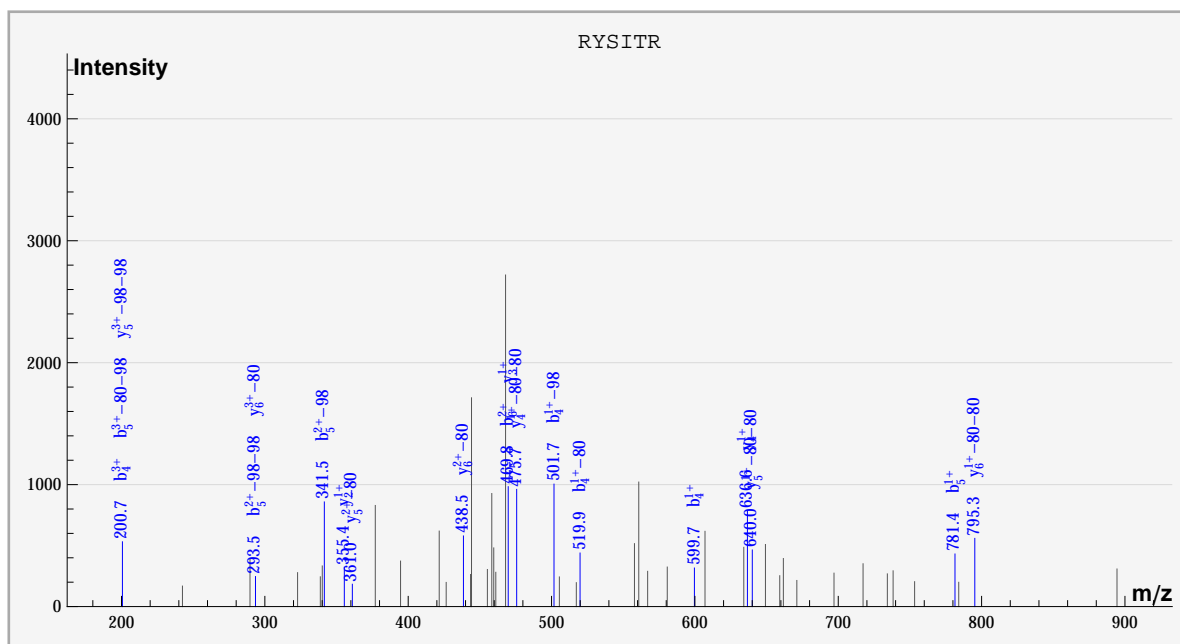
dbValid true ILIDYAR PHOS(1) 2. 474. -1.76395 5.33183 100. ? 2028.
 S_Acido_new%gi|68567076|gb|AAY80005.1| ILIDYAR%::::PHOS:::sample_2%compd_695



	#	b	b*	#	y	y*	P	P*
I	1							
L	2	✓		6		✓		
I	3			5	✓			
D	4	✓		4	✓			
Y	5			3	✓			
A	6			2				
R	7	✓		1				



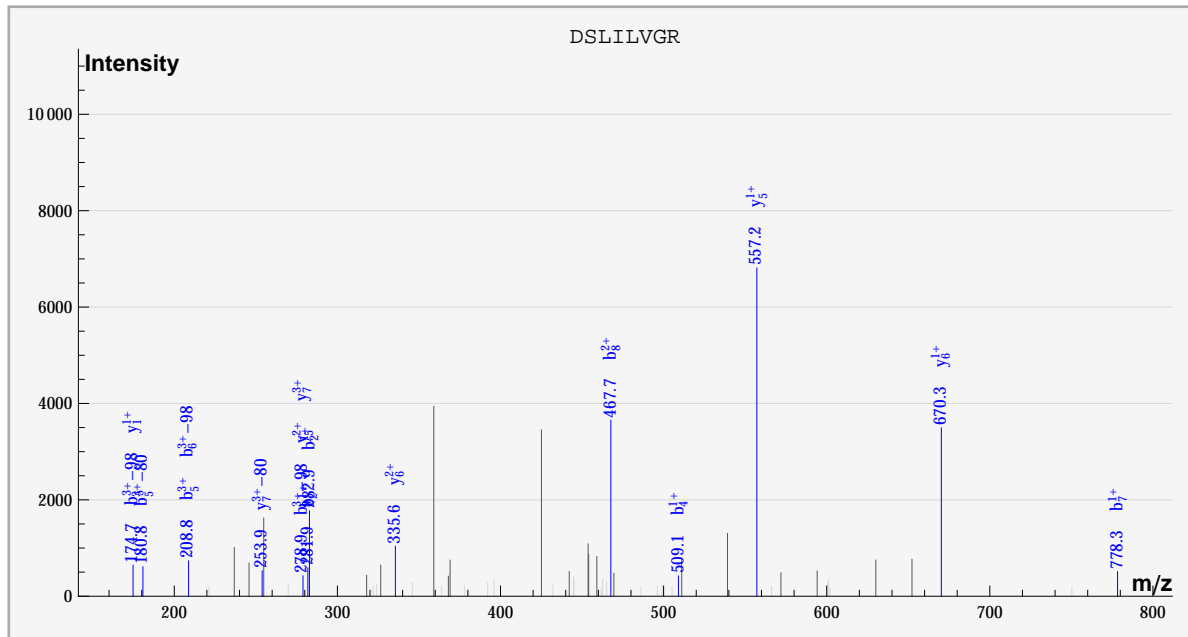
dbValid true RYSITR PHOS(2) 2. 477.98 0.213527 4.99358 100. ? 1398.
 S_Acido_new%gi|68566621|gb|AAY79550.1| RYSITR%:::PHOS::PHOS::%sample_1%cmpd_159



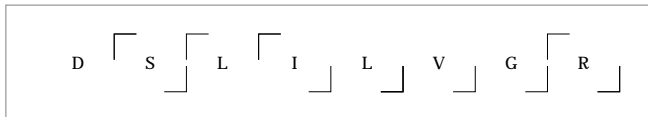
	#	b	b*	#	y	y*	P	P*
R	1							✓
Y	2			5		✓		
S	3			4	✓	✓		
I	4	✓	✓	3	✓			
T	5	✓	✓	2	✓			
R	6	✓		1				



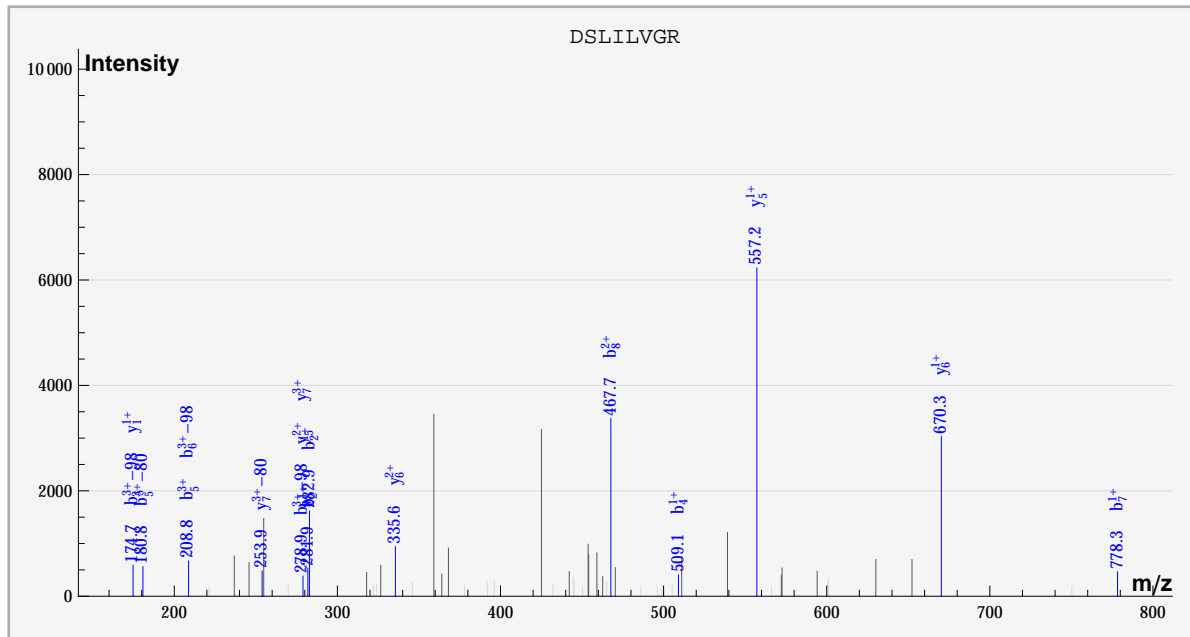
dbValid true DSLILVGR PHOS(1) 2. 478. -1.25322 5.15089 100. ? 2766.
 S_Acido_new%gi|68568363|gb|AAY81292.1| DSLILVGR::PHOS:::sample_2%compd_1338



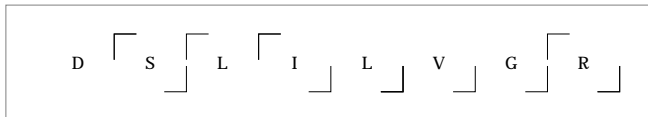
	#	b	b*	#	y	y*	P	P*
D	1							
S	2	✓		7	✓	✓		
L	3			6	✓			
I	4	✓		5	✓			
L	5	✓	✓	4				
V	6		✓	3				
G	7	✓		2				
R	8	✓	✓	1	✓			



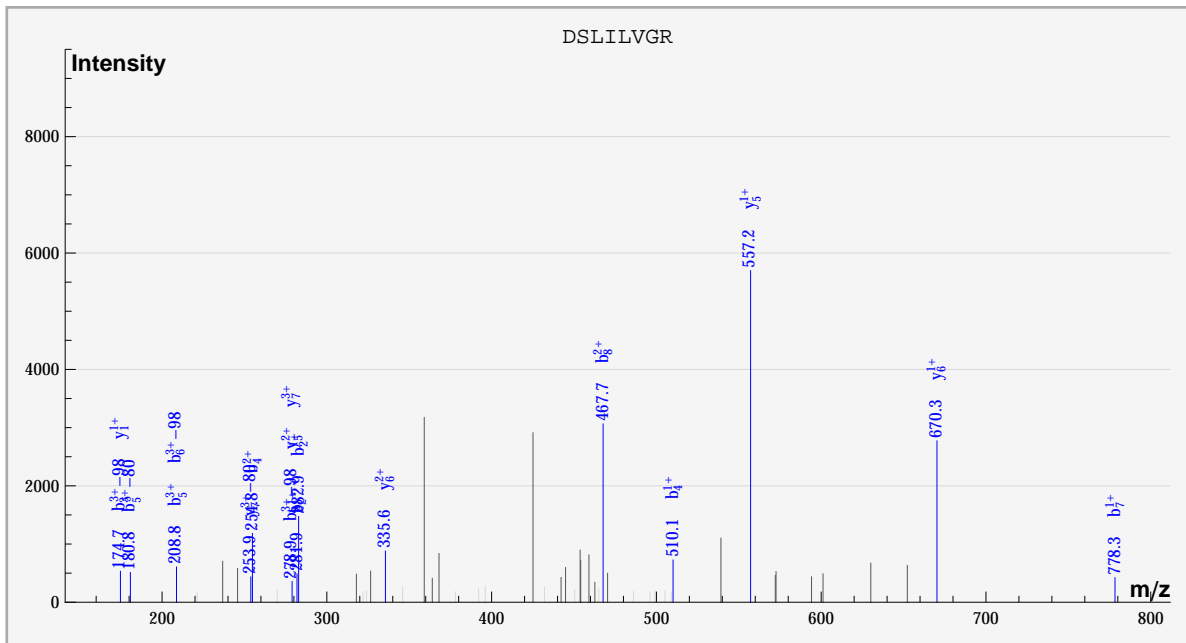
dbValid true DSLILVGR PHOS(1) 2. 478. -1.25322 4.95859 100. ? 2778.
 S_Acido_new%gi|68568363|gb|AAY81292.1| DSLILVGR%::PHOS:::sample_2%compd_1350



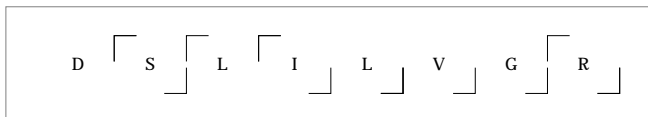
	#	b	b*	#	y	y*	P	P*
D	1							
S	2	✓		7	✓	✓		
L	3			6	✓			
I	4	✓		5	✓			
L	5	✓	✓	4				
V	6		✓	3				
G	7	✓		2				
R	8	✓	✓	1	✓			



dbValid true DSLILVGR PHOS(1) 2. 478. -1.25322 5.14655 100. ? 2796.
 S_Acido_new%gi|68568363|gb|AAY81292.1| DSLILVGR%::PHOS:::sample_2%compd_1360

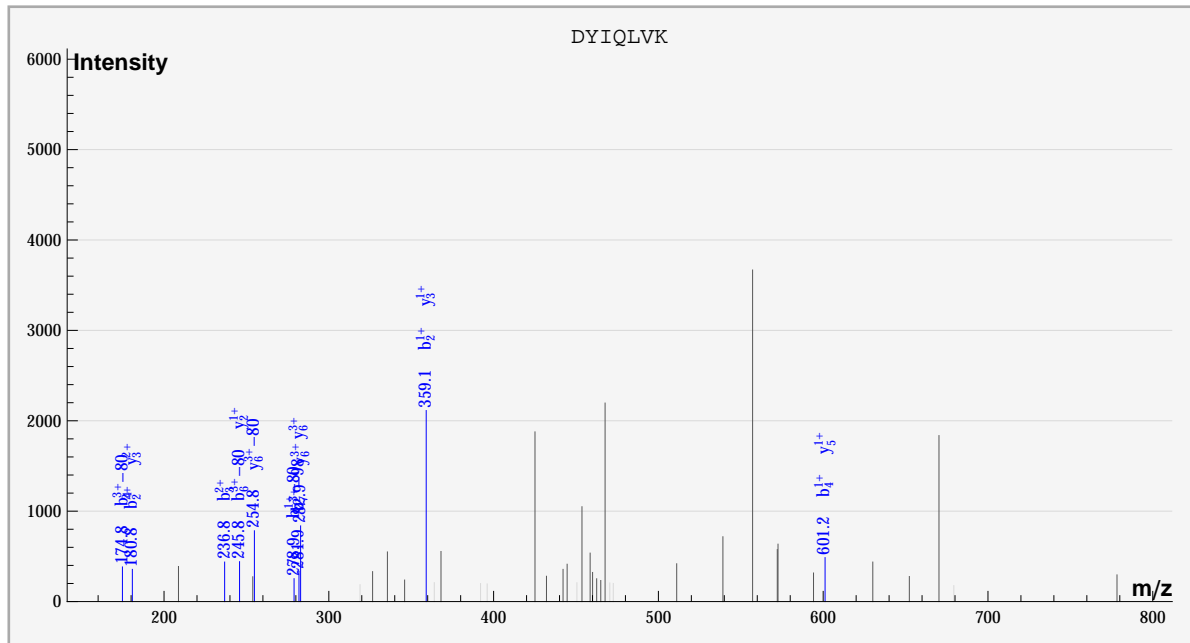


	#	b	b*	#	y	y*	P	P*
D	1							
S	2	✓		7	✓	✓		
L	3			6	✓			
I	4	✓		5	✓			
L	5	✓	✓	4				
V	6		✓	3				
G	7	✓		2				
R	8	✓	✓	1	✓			

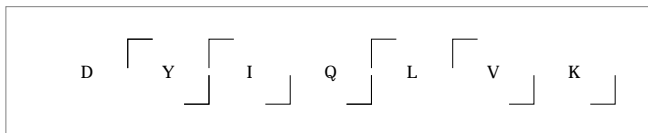


dbValid true DYIQLVK PHOS(1) 2. 478. 1.73589 5.08698 100. ? 2856.

S_Acido_new%gi|68566703|gb|AAY79632.1| DYIQLVK%::PHOS:::sample_2%cmpd_1411

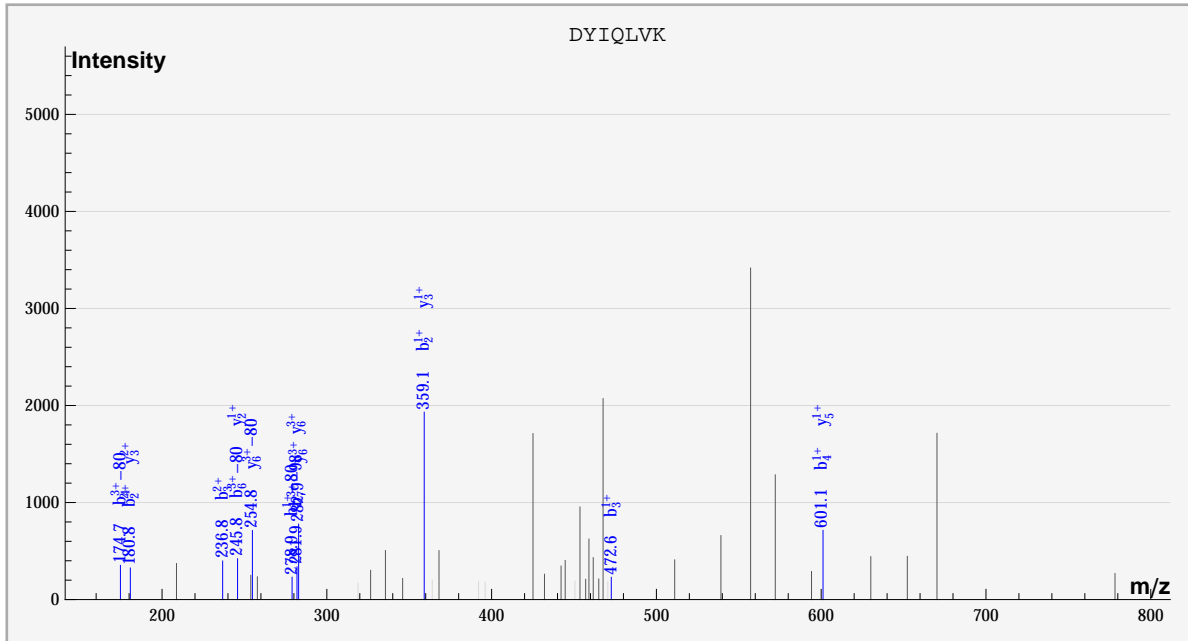


	#	b	b*	#	y	y*	P	P*
D	1							
Y	2	✓	✓	6	✓	✓		
I	3	✓		5	✓			
Q	4	✓	✓	4				
L	5			3	✓			
V	6		✓	2	✓			
K	7		✓	1				

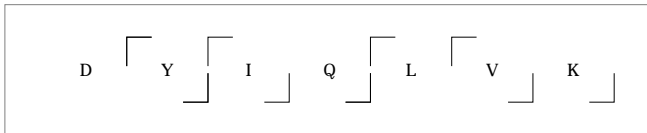


dbValid true DYIQLVK PHOS(1) 2. 478. 1.73589 5.26552 100. ? 2868.

S_Acido_new%gi|68566703|gb|AAY79632.1| DYIQLVK%::PHOS:::::sample_2%cmpd_1421

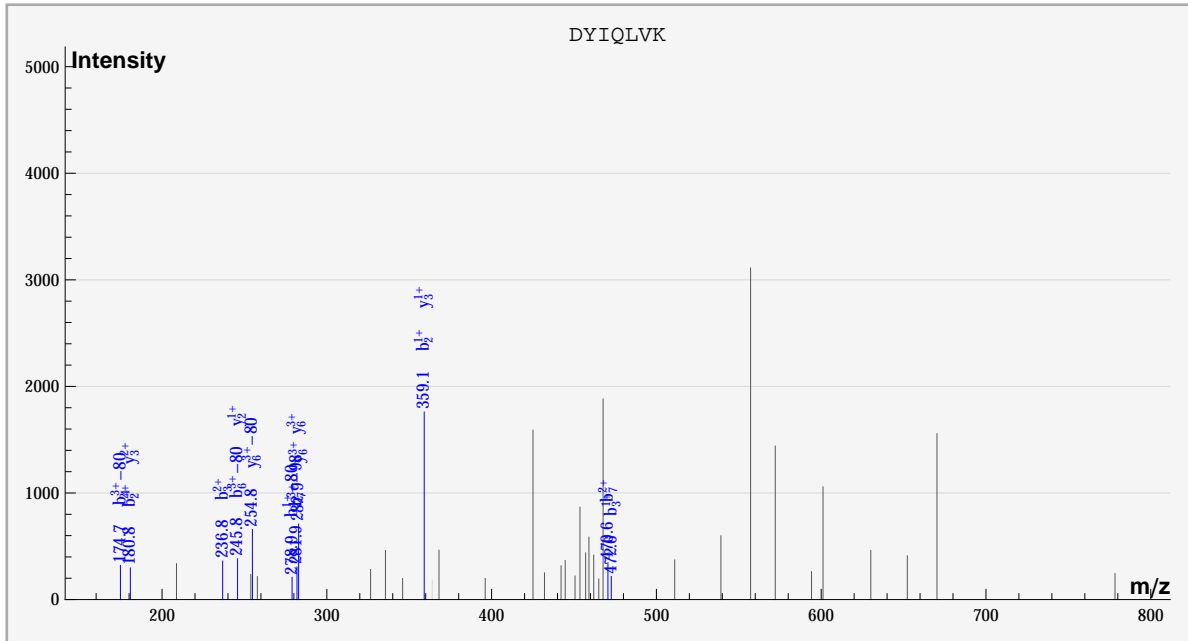


	#	b	b*	#	y	y*	P	P*
D	1							
Y	2	✓	✓	6	✓	✓		
I	3	✓		5	✓			
Q	4	✓	✓	4				
L	5			3	✓			
V	6		✓	2	✓			
K	7		✓	1				

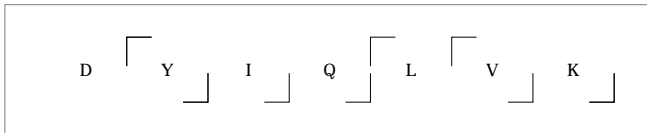


dbValid true DYIQLVK PHOS(1) 2. 478. 1.73589 5.55024 100. ? 2880.

S_Acido_new%gi|68566703|gb|AAY79632.1| DYIQLVK%::PHOS::::::%sample_2%cmpd_1431

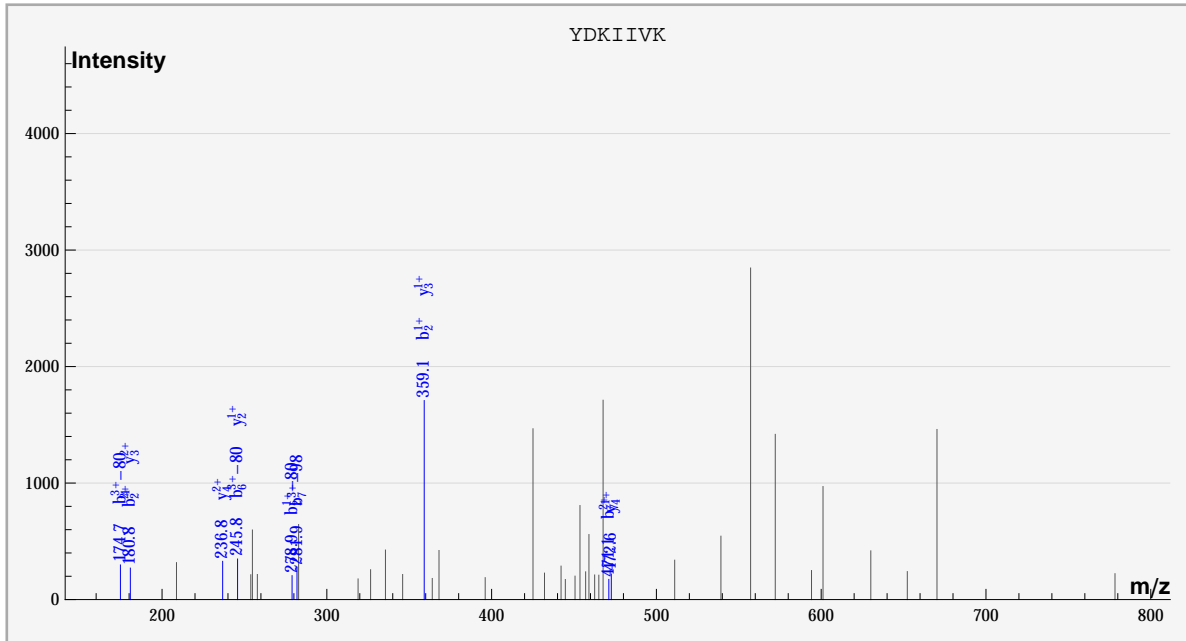


	#	b	b*	#	y	y*	P	P*
D	1							
Y	2	✓	✓	6	✓	✓		
I	3	✓		5				
Q	4		✓	4				
L	5			3	✓			
V	6		✓	2	✓			
K	7	✓	✓	1				

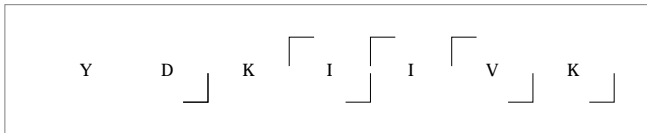


dbValid true YDKIIVK PHOS(1) 2. 478. 1.75408 4.91643 100. ? 2892.

S_Acido_new%gi|68567578|gb|AAY80507.1| YDKIIVK%:PHOS::::::%sample_2%compd_1441

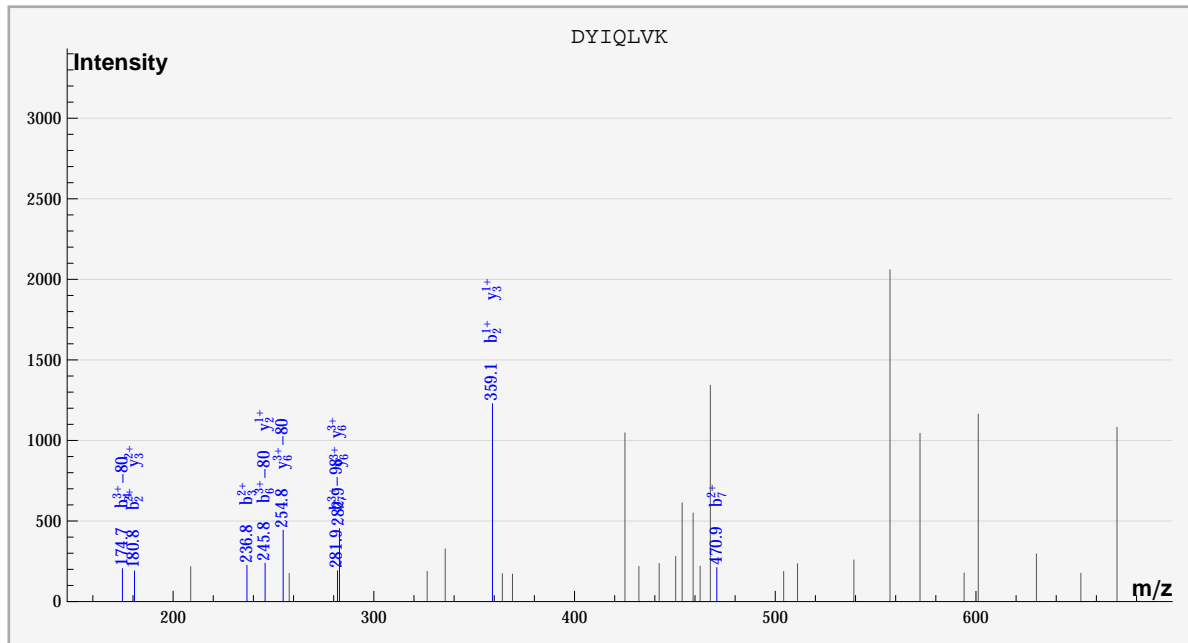


	#	b	b*	#	y	y*	P	P*
Y	1							
D	2	✓	✓	6				
K	3			5				
I	4		✓	4	✓			
I	5			3	✓			
V	6		✓	2	✓			
K	7	✓	✓	1				

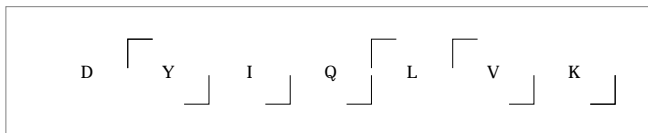


dbValid true DYIQLVK PHOS(1) 2. 478. 1.73589 5.471 100. ? 2940.

S_Acido_new%gi|68566703|gb|AA79632.1| DYIQLVK%::PHOS:::sample_2%compd_1483

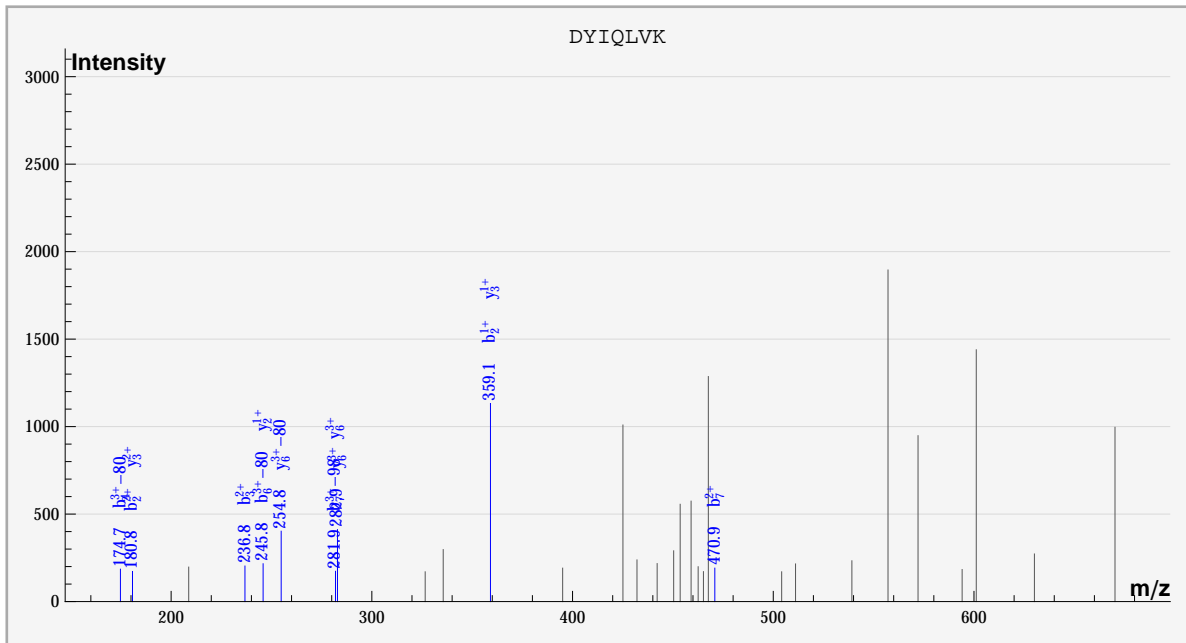


	#	b	b*	#	y	y*	P	P*
D	1							
Y	2	✓		6	✓	✓		
I	3	✓		5				
Q	4		✓	4				
L	5			3	✓			
V	6		✓	2	✓			
K	7	✓	✓	1				

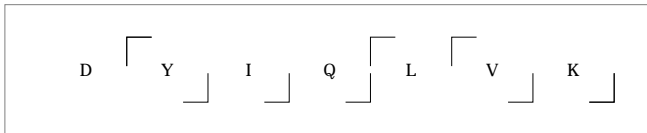


dbValid true DYIQLVK PHOS(1) 2. 478. 1.73589 5.2913 100. ? 2952.

S_Acido_new%gi|68566703|gb|AA79632.1| DYIQLVK%::PHOS:::%sample_2%compd_1493

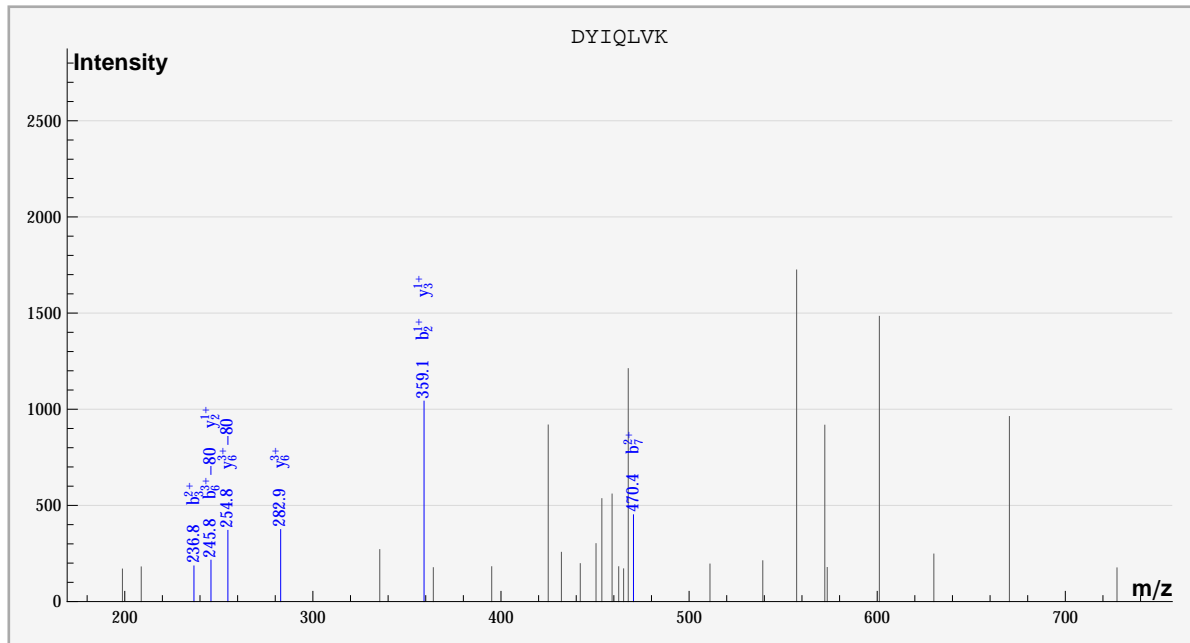


	#	b	b*	#	y	y*	P	P*
D	1							
Y	2	✓		6	✓	✓		
I	3	✓		5				
Q	4		✓	4				
L	5			3	✓			
V	6		✓	2	✓			
K	7	✓	✓	1				

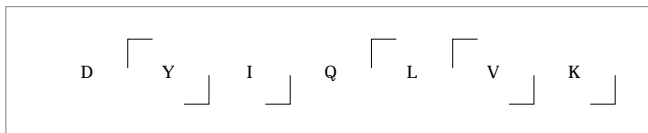


dbValid true DYIQLVK PHOS(1) 2. 478. 1.73589 5.50221 100. ? 2964.

S_Acido_new%gi|68566703|gb|AAY79632.1| DYIQLVK%::PHOS::::::%sample_2%compd_1503

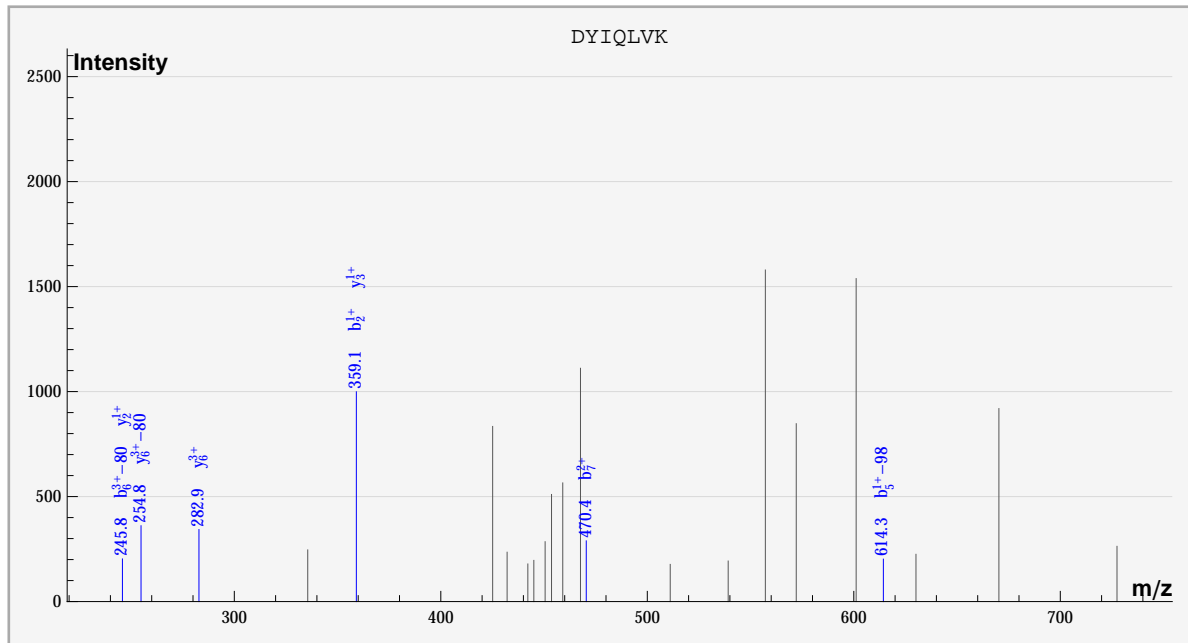


	#	b	b*	#	y	y*	P	P*
D	1							
Y	2	✓		6	✓	✓		
I	3	✓		5				
Q	4			4				
L	5			3	✓			
V	6		✓	2	✓			
K	7	✓		1				

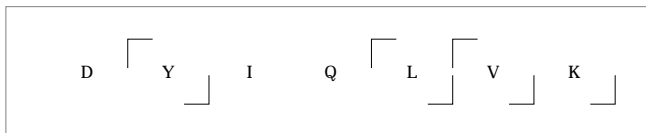


dbValid true DYIQLVK PHOS(1) 2. 478. 1.73589 5.316 100. ? 2976.

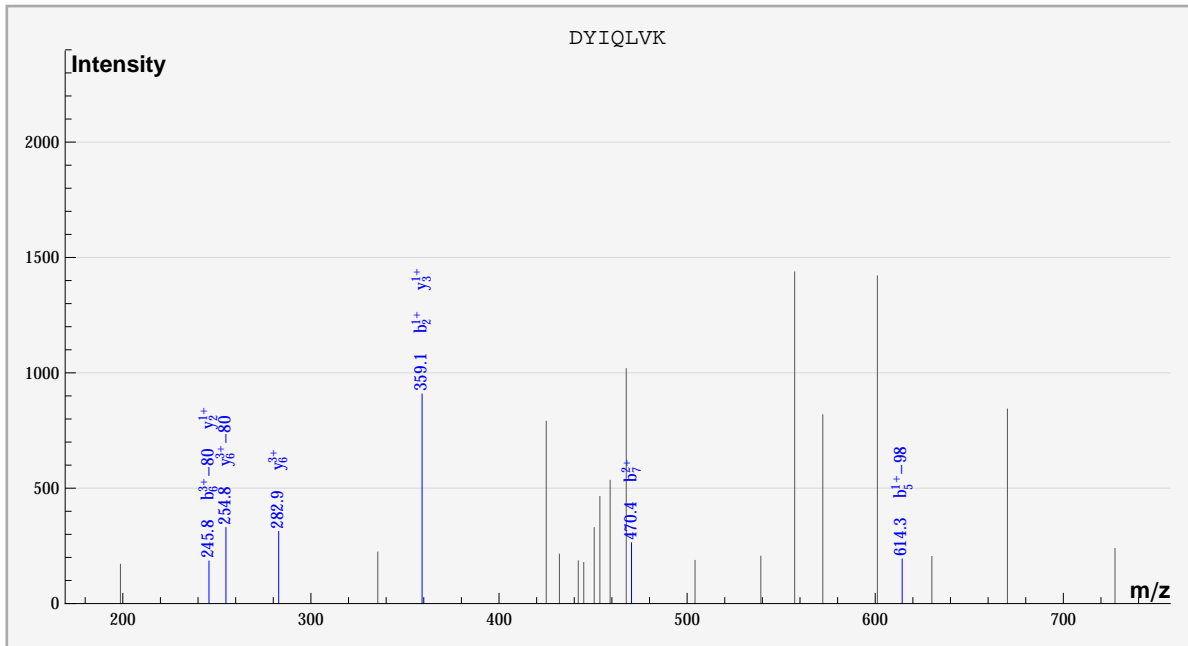
S_Acido_new%gi|68566703|gb|AA79632.1| DYIQLVK%::PHOS:::%sample_2%compd_1513



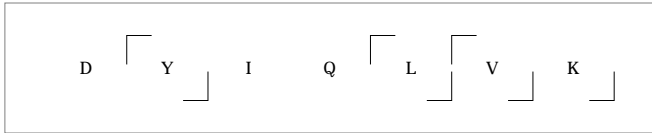
	#	b	b*	#	y	y*	P	P*
D	1							
Y	2	✓		6	✓	✓		
I	3			5				
Q	4			4				
L	5		✓	3		✓		
V	6		✓	2		✓		
K	7	✓		1				



dbValid true DYIQLVK PHOS(1) 2. 478. 1.73589 5.26506 100. ? 2988.
 S_Acido_new%gi|68566703|gb|AAY79632.1| DYIQLVK%::PHOS:::::sample_2%compd_1523

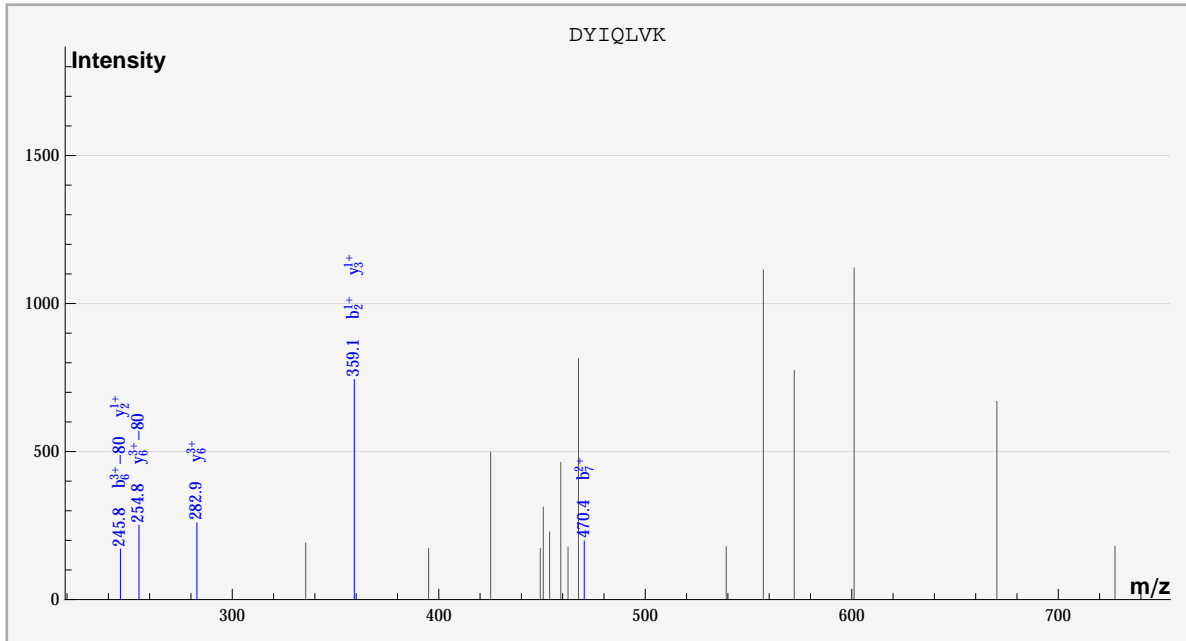


	#	b	b*	#	y	y*	P	P*
D	1							
Y	2	✓		6	✓	✓		
I	3			5				
Q	4			4				
L	5		✓	3		✓		
V	6		✓	2		✓		
K	7	✓		1				

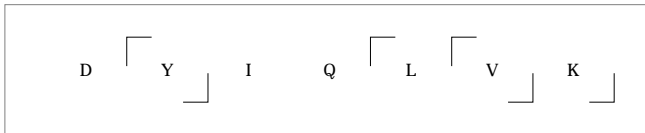


dbValid true DYIQLVK PHOS(1) 2. 478. 1.73589 5.33033 100. ? 3024.

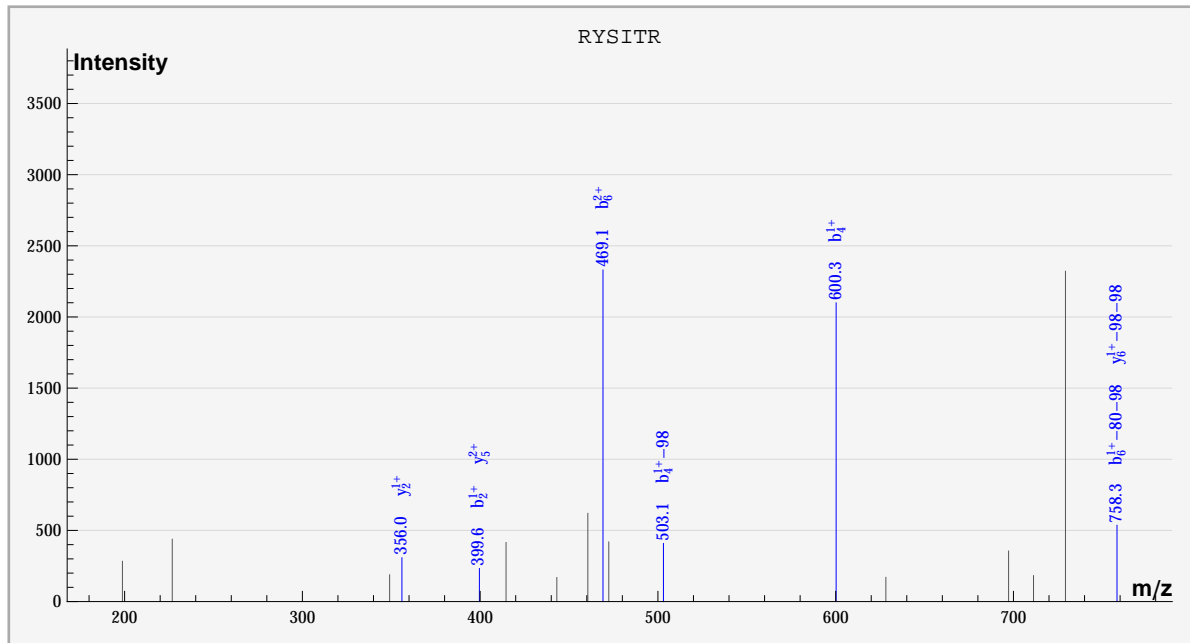
S_Acido_new%gi|68566703|gb|AAY79632.1| DYIQLVK%::PHOS:::sample_2%cmpd_1555




	#	b	b*	#	y	y*	P	P*
D	1							
Y	2	✓		6	✓	✓		
I	3			5				
Q	4			4				
L	5			3	✓			
V	6		✓	2	✓			
K	7	✓		1				



dbValid true RYSITR PHOS(2) 2. 480. -1.80647 4.79998 100. ? 1482.
 S_Acido_new%gil68566621|gb|AAY79550.1| RYSITR%::PHOS::PHOS::%sample_3%cmpd_231

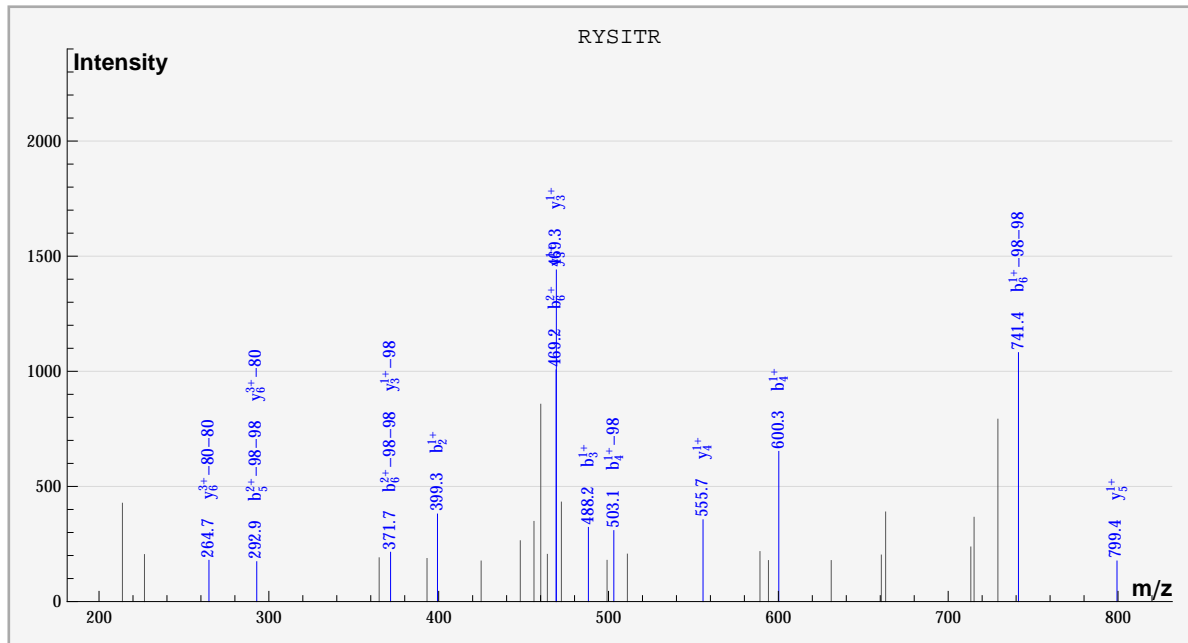


	#	b	b*	#	y	y*	P	P*
R	1							✓
Y	2	✓		5	✓			
S	3			4				
I	4	✓	✓	3				
T	5			2	✓			
R	6	✓	✓	1				

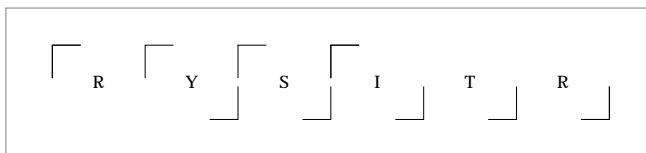


dbValid true RYSITR PHOS(2) 2. 480. -1.80647 4.79912 100. ? 1704.

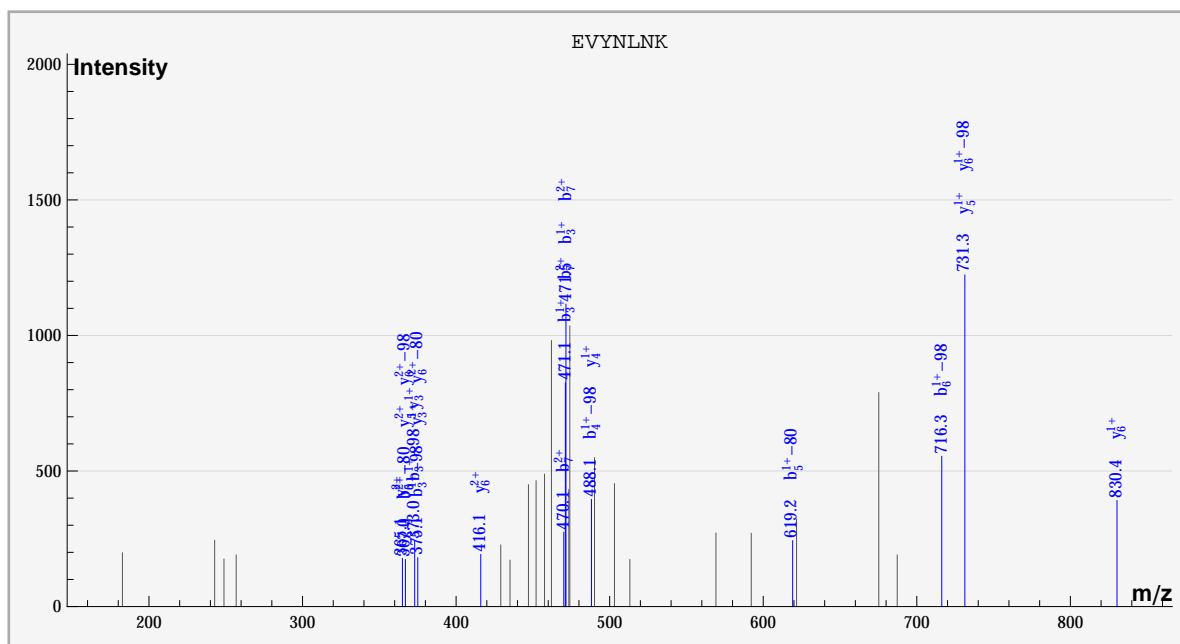
S_Acido_new%gi|68566621|gb|AA79550.1| RYSITR%::PHOS::PHOS::%sample_3%compd_414



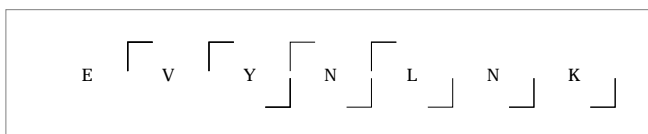
	#	b	b*	#	y	y*	P	P*
R	1							✓
Y	2	✓		5	✓			
S	3	✓		4	✓			
I	4	✓	✓	3	✓	✓		
T	5		✓	2				
R	6	✓	✓	1				



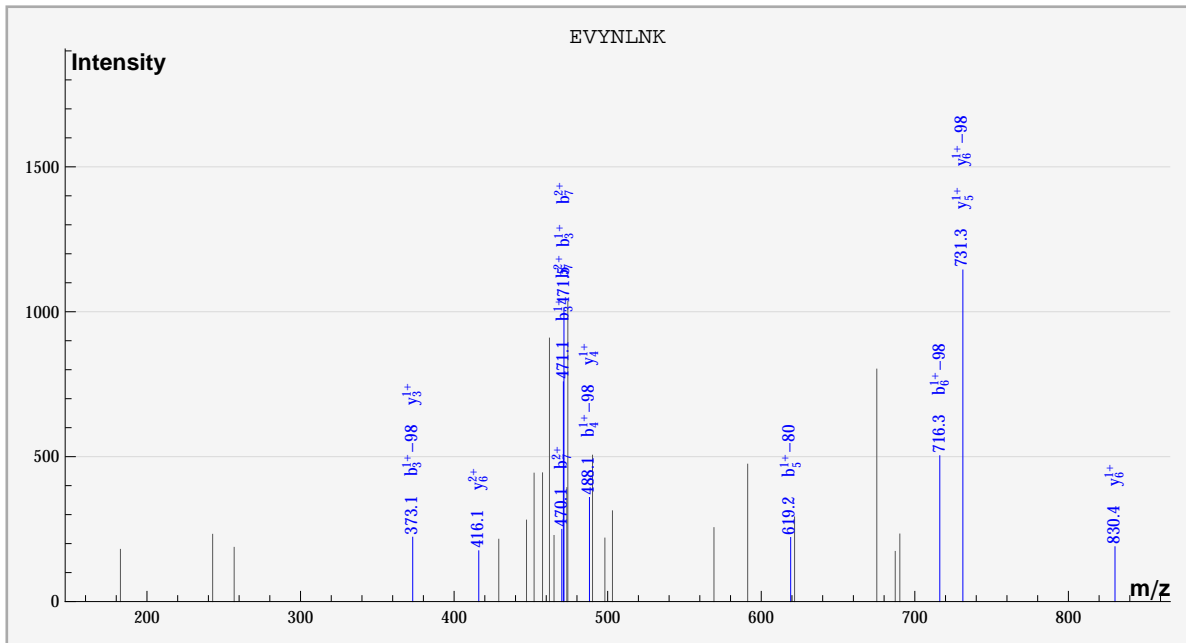
dbValid true EVYNLNK PHOS(1) 2. 482. -1.78468 4.67144 100. ? 1740.
 S_Acido_new%gi|68566803|gb|AAY79732.1| EVYNLNK%:::PHOS:::%sample_3%cmpd_446



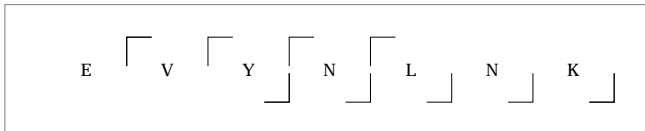
	#	b	b*	#	y	y*	P	P*
E	1							
V	2			6	✓	✓		
Y	3	✓	✓	5	✓			
N	4		✓	4	✓			
L	5		✓	3	✓			
N	6		✓	2				
K	7	✓		1				



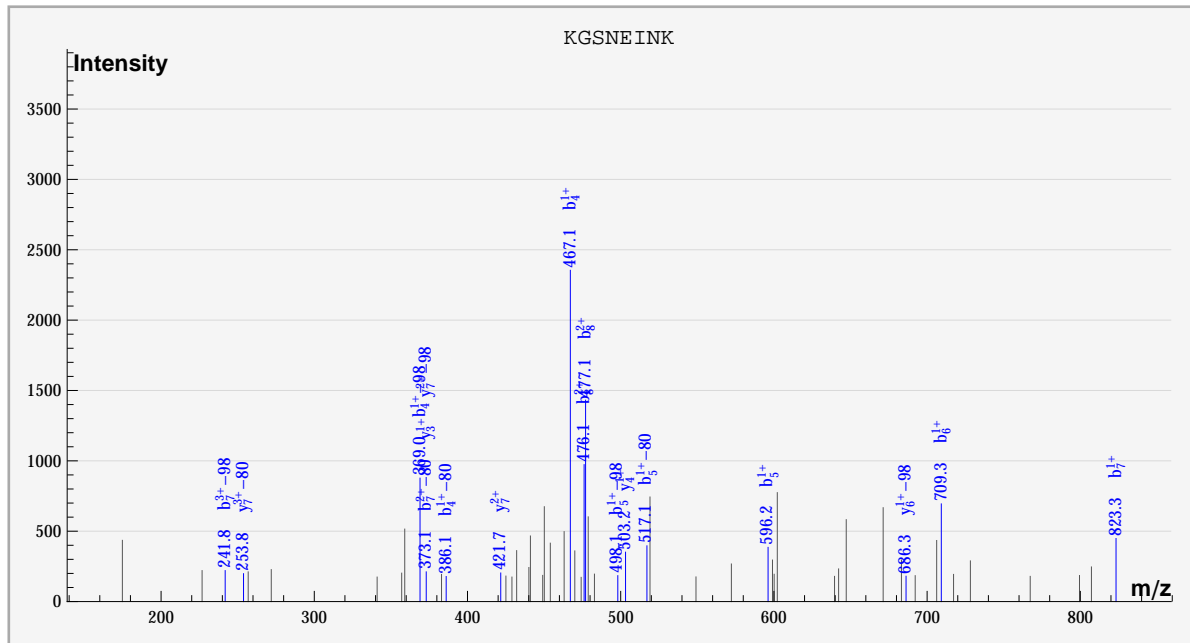
dbValid true EVYNLNK PHOS(1) 2. 482. -1.78468 4.66991 100. ? 1752.
 S_Acido_new%gi|68566803|gb|AAY79732.1| EVYNLNK%:::PHOS:::%sample_3%cmpd_456



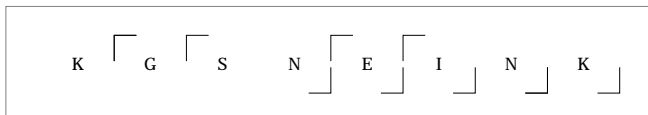
	#	b	b*	#	y	y*	P	P*
E	1							
V	2			6	✓	✓		
Y	3	✓	✓	5	✓			
N	4		✓	4	✓			
L	5		✓	3	✓			
N	6		✓	2				
K	7	✓		1				



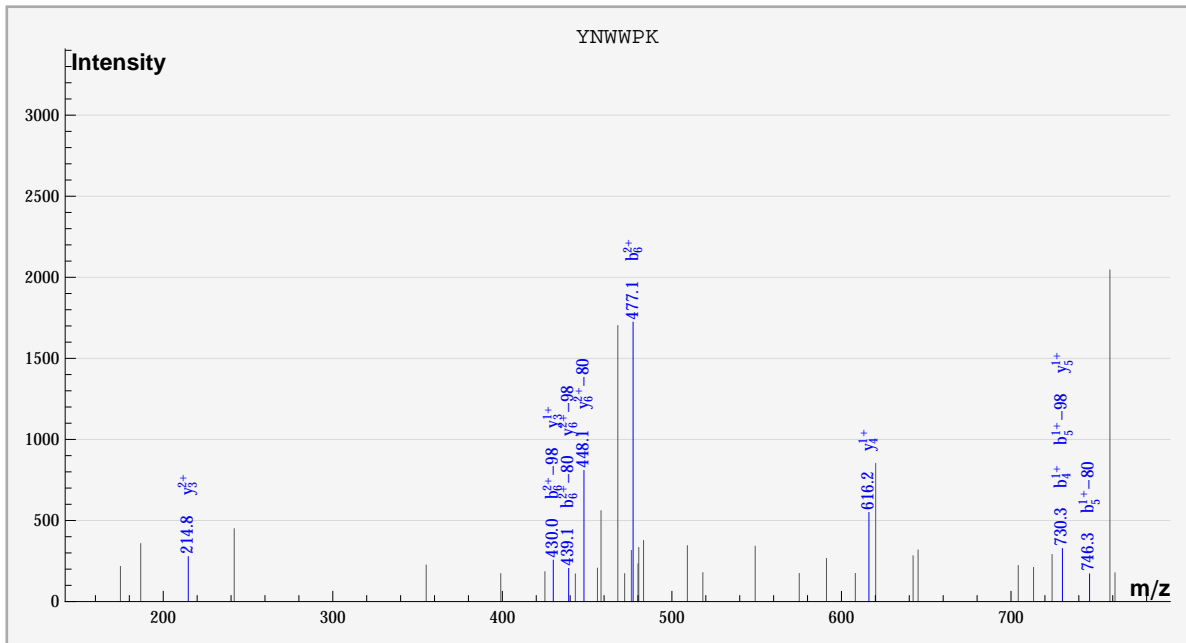
dbValid true KGSNEINK PHOS(1) 2. 487. -1.77632 5.806 100. ? 1656.
 S_Acido_new%gi|68567096|gb|AAY80025.1| KGSNEINK%:::PHOS:::sample_3%compd_381



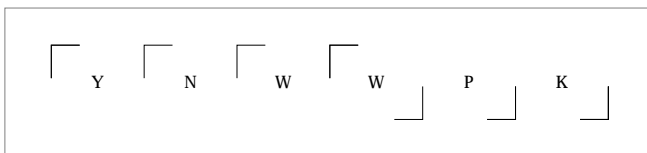
	#	b	b*	#	y	y*	P	P*
K	1							
G	2			7	✓	✓		
S	3			6		✓		
N	4	✓	✓	5				
E	5	✓	✓	4	✓			
I	6	✓		3	✓			
N	7	✓	✓	2				
K	8	✓		1				



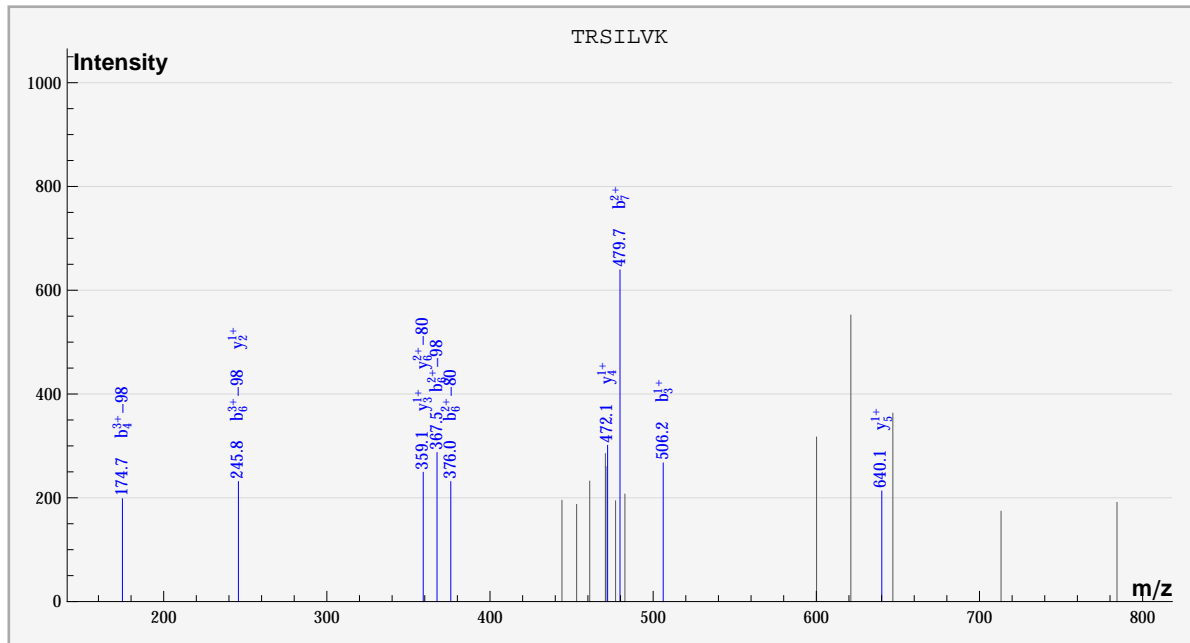
dbValid true YNWWPK PHOS(1) 2. 488. -0.797983 4.98682 100. ? 2208.
 S_Acido_new%gi|68566620|gb|AAY79549.1| YNWWPK%:PHOS:::sample_3%compd_854



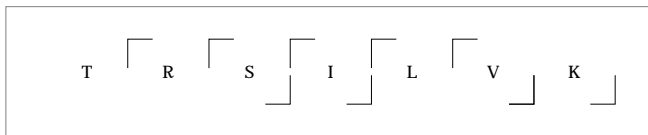
	#	b	b*	#	y	y*	P	P*
Y	1							✓
N	2			5	✓			
W	3			4	✓			
W	4	✓		3	✓			
P	5		✓	2				
K	6	✓	✓	1				



dbValid true TRSILVK PHOS(2) 2. 490. -1.26498 4.87335 100. ? 2412.
 S_Acido_new%gil68566576|gb|AAY79505.1| TRSILVK%:PHOS::PHOS:::sample_0%cmpd_1025

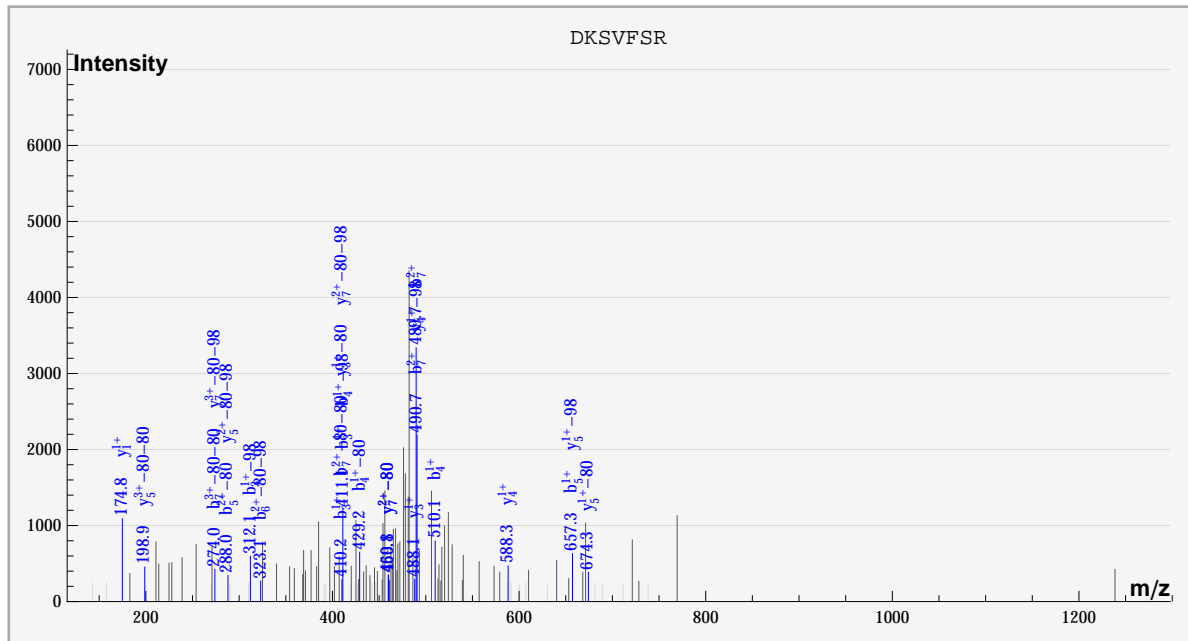


	#	b	b*	#	y	y*	P	P*
T	1							
R	2			6		✓		
S	3	✓		5	✓			
I	4		✓	4	✓			
L	5			3	✓			
V	6		✓	2	✓			
K	7	✓		1				

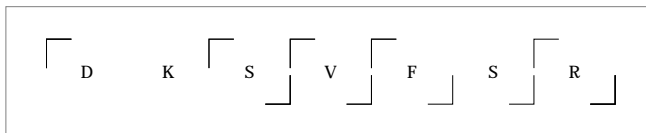


dbValid true DKSVFSR PHOS(2) 2. 501. -1.30919 5.3698 100. ? 1518.

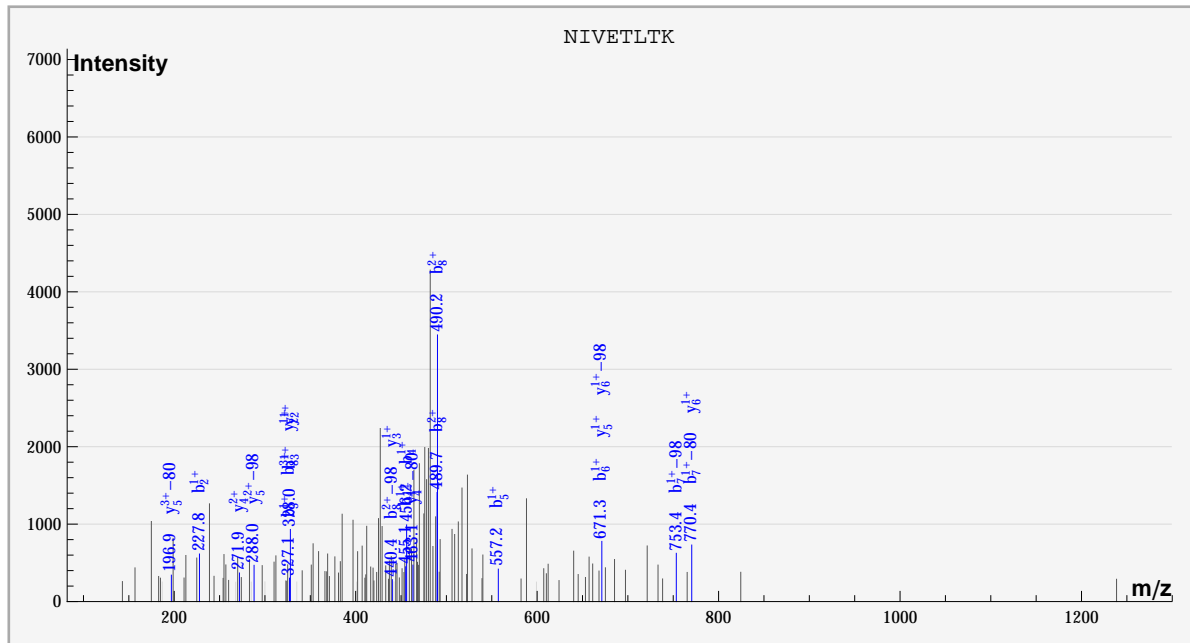
S_Acido_new%gii68568662|gb|AAy81591.1| DKSVFSR%:::PHOS:::PHOS:::sample_1%compd_276



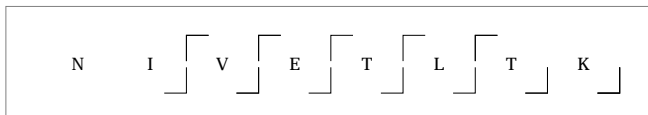
	#	b	b*	#	y	y*	P	P*
D	1							✓
K	2			6				
S	3	✓	✓	5		✓		
V	4	✓	✓	4	✓	✓		
F	5	✓	✓	3	✓	✓		
S	6		✓	2				
R	7	✓	✓	1	✓			



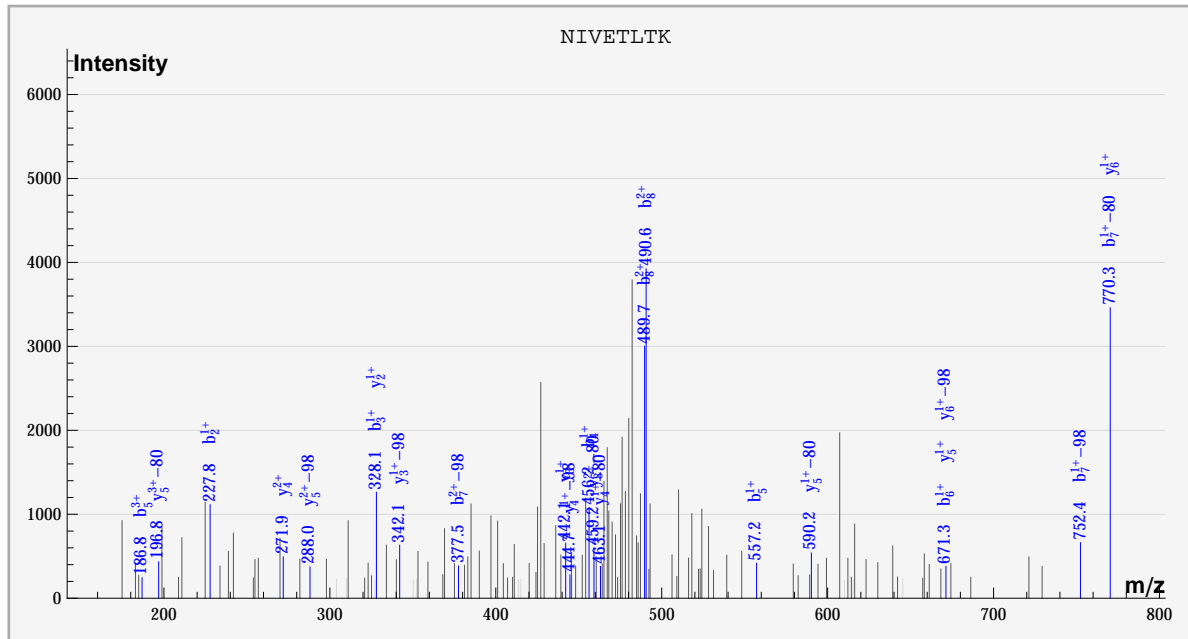
dbValid true NIVETLTK PHOS(1) 2. 501. -1.7481 5.16448 100. ? 1566.
 S_Acido_new%gi|68567263|gb|AAY80192.1| NIVETLTK%::::::PHOS::%sample_1%cmpd_320



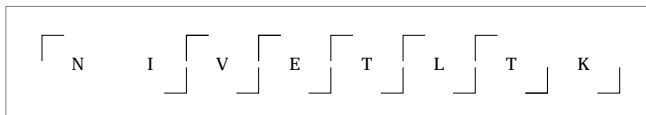
	#	b	b*	#	y	y*	P	P*
N	1							
I	2	✓		7				
V	3	✓		6	✓	✓		
E	4	✓		5	✓	✓		
T	5	✓		4	✓	✓		
L	6	✓		3	✓			
T	7		✓	2	✓			
K	8	✓	✓	1				



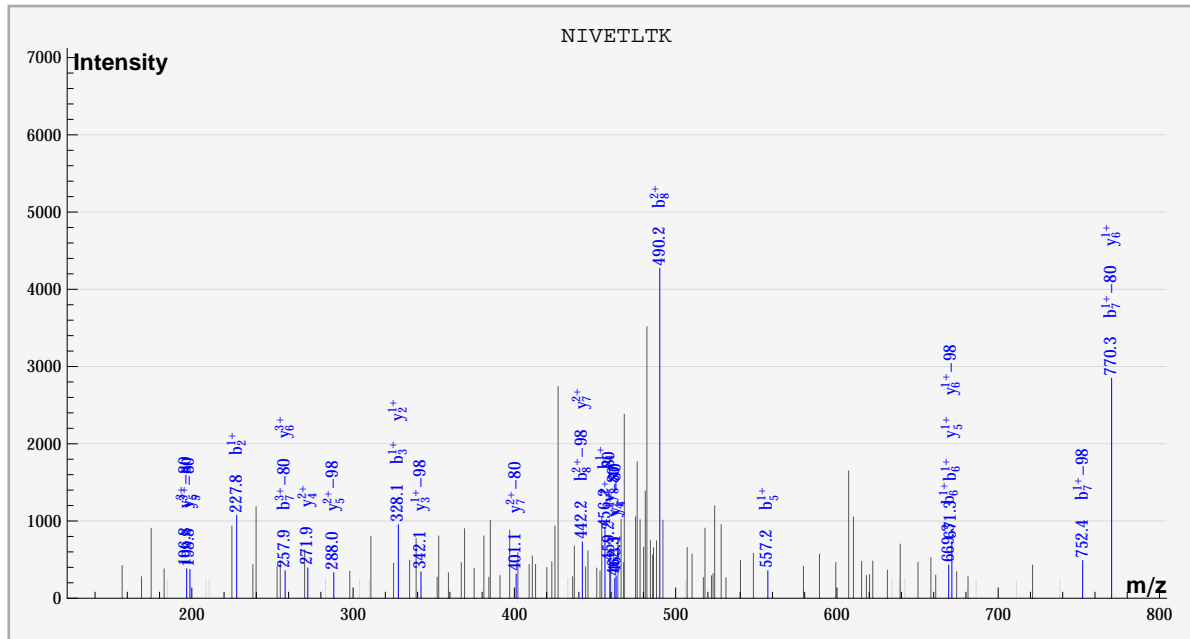
dbValid true NIVETLTK PHOS(1) 2. 501. -1.7481 4.96632 100. ? 1638.
 S_Acido_new%gi|68567263|gb|AAY80192.1| NIVETLTK%::::::PHOS::%sample_1%compd_386



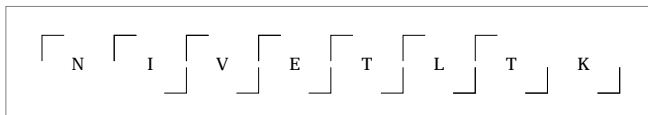
	#	b	b*	#	y	y*	P	P*
N	1							✓
I	2	✓		7				
V	3	✓		6	✓	✓		
E	4	✓		5	✓	✓		
T	5	✓		4	✓	✓		
L	6	✓		3	✓	✓		
T	7		✓	2	✓			
K	8	✓		1				



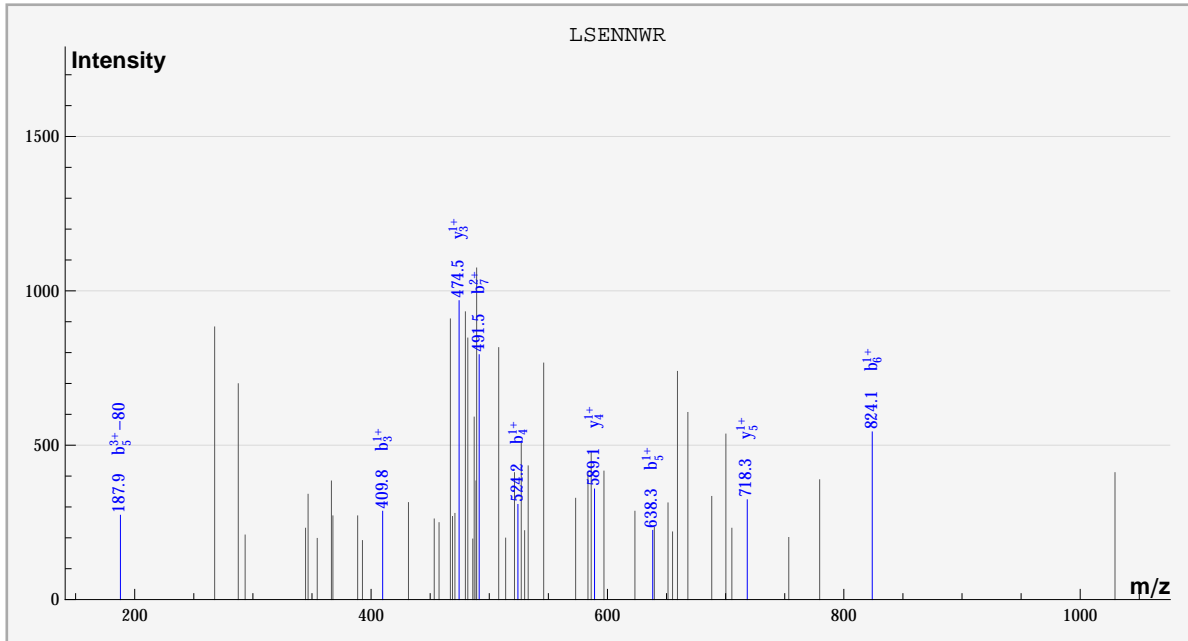
dbConflictWinner true NIVETLTK PHOS(1) 2. 501. -1.7481 5.82489 100. ?
 1674. S_Acido_new%gi|68567263|gb|AAY80192.1| NIVETLTK%::::::PHOS::%sample_1%compd_418



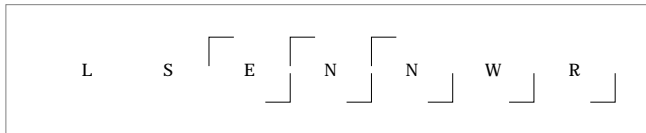
	#	b	b*	#	y	y*	P	P*
N	1							✓
I	2	✓		7	✓	✓		
V	3	✓		6	✓	✓		
E	4	✓		5	✓	✓		
T	5	✓		4	✓	✓		
L	6	✓		3		✓		
T	7		✓	2	✓			
K	8	✓	✓	1				



dbValid true LSENNWR PHOS(1) 2. 501. -1.2918 5.17127 100. ? 1782.
 S_Acido_new%gi|68568383|gb|AAY81312.1| LSENNWR%:PHOS:::::sample_1%compd_476

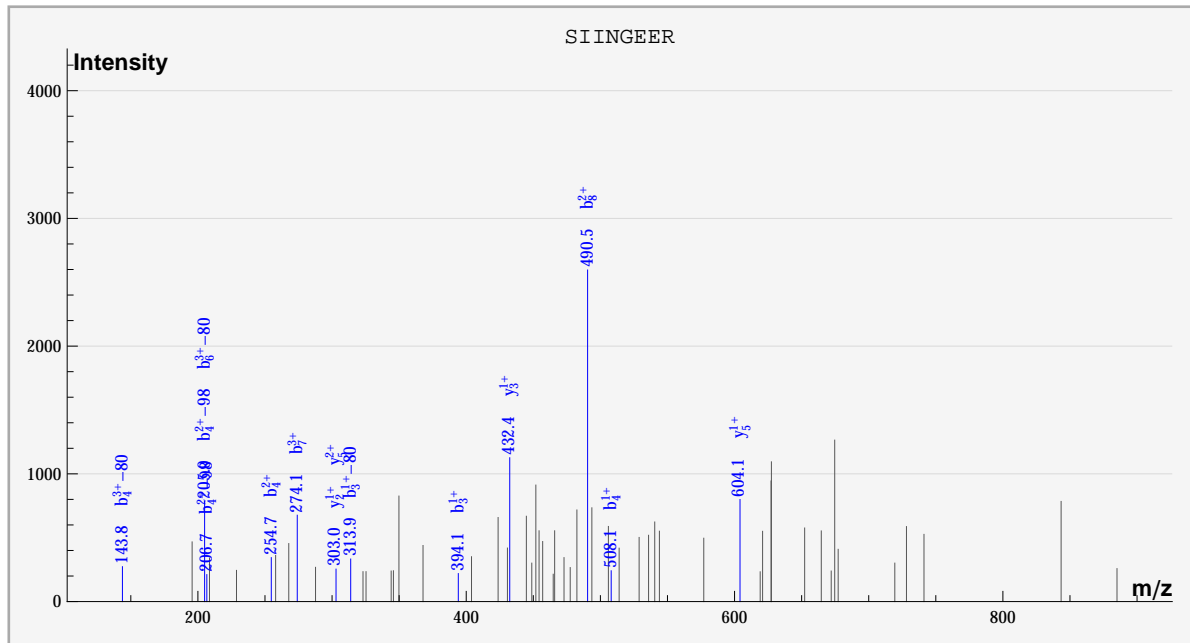


	#	b	b*	#	y	y*	P	P*
L	1							
S	2			6				
E	3	✓		5	✓			
N	4	✓		4	✓			
N	5	✓	✓	3	✓			
W	6	✓		2				
R	7	✓		1				



dbValid true SIINGEER PHOS(1) 2. 501. -1.77887 5.43994 100. ? 1794.

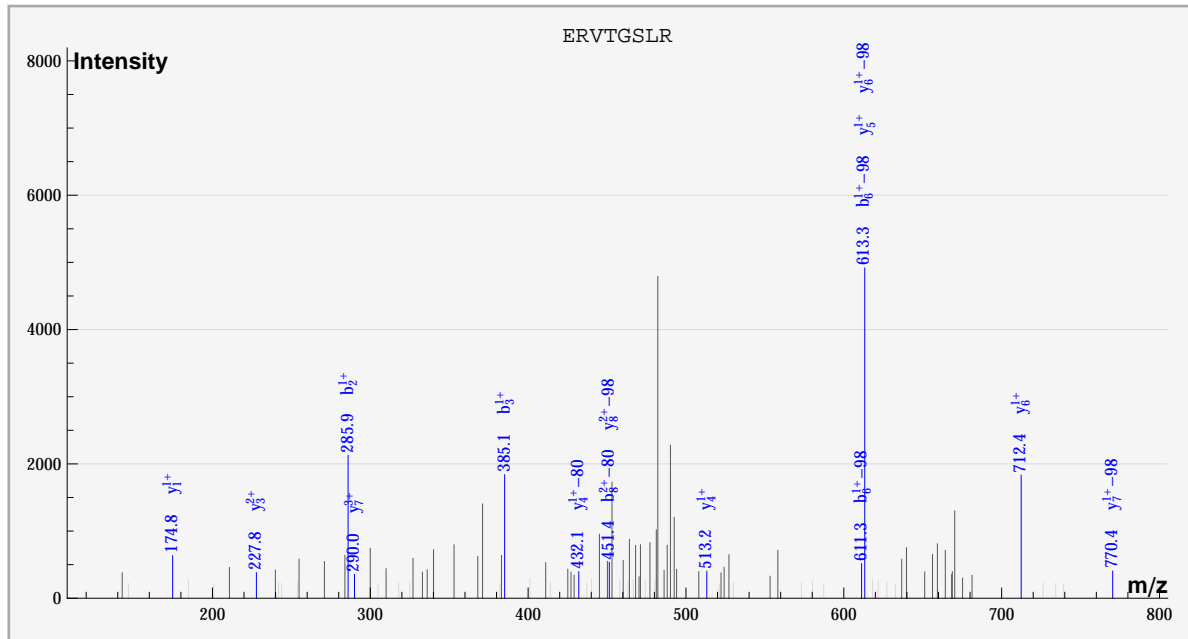
S_Acido_new%gi|68567522|gb|AAY80451.1| SIINGEER%:PHOS:::::::sample_0%cmpd_450



	#	b	b*	#	y	y*	P	P*
S	1							
I	2			7				
I	3	✓	✓	6				
N	4	✓	✓	5	✓			
G	5			4				
E	6		✓	3	✓			
E	7	✓		2	✓			
R	8	✓		1				



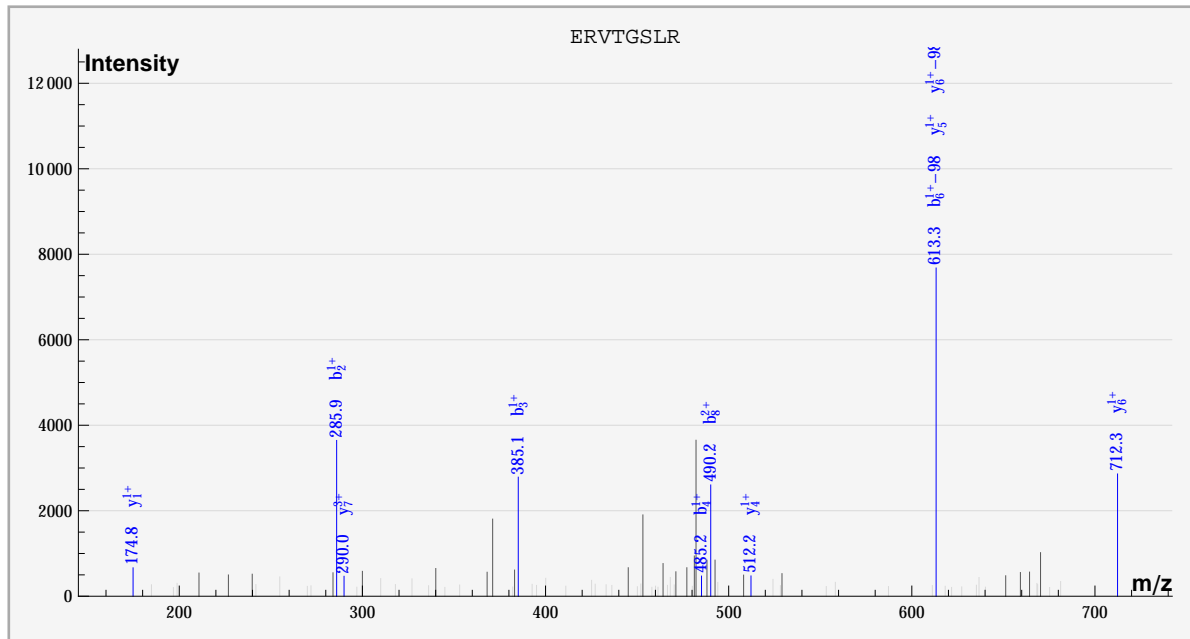
dbValid true ERVTGSLR PHOS(1) 2. 501. -1.75506 4.98094 100. ? 2052.
 S_Acido_new%gi|68567102|gb|AAY80031.1| ERVTGSLR%:::PHOS:::sample_1%compd_769



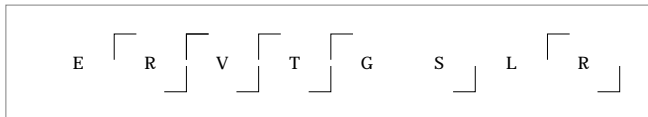
	#	b	b*	#	y	y*	P	P*
E	1							✓
R	2	✓		7	✓	✓		
V	3	✓		6	✓	✓		
T	4			5	✓			
G	5			4	✓	✓		
S	6	✓		3	✓			
L	7			2				
R	8	✓		1	✓			



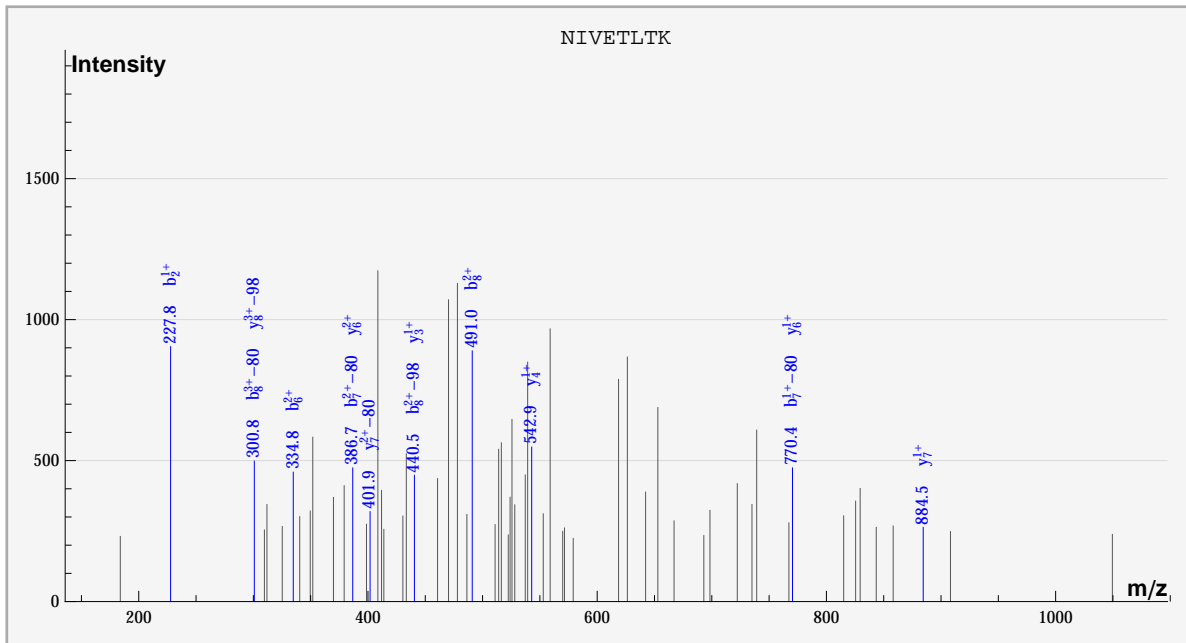
dbValid true ERVTGSLR PHOS(1) 2. 501. -1.75506 4.94674 100. ? 2100.
 S_Acido_new%gi|68567102|gb|AAY80031.1| ERVTGSLR%:::::PHOS:::sample_1%compd_812



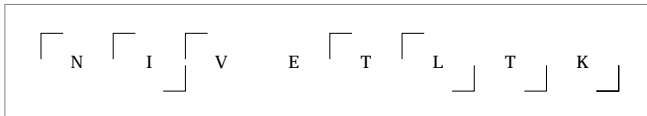
	#	b	b*	#	y	y*	P	P*
E	1							
R	2	✓		7	✓			
V	3	✓		6	✓	✓		
T	4	✓		5	✓			
G	5			4	✓			
S	6		✓	3				
L	7			2				
R	8	✓		1	✓			



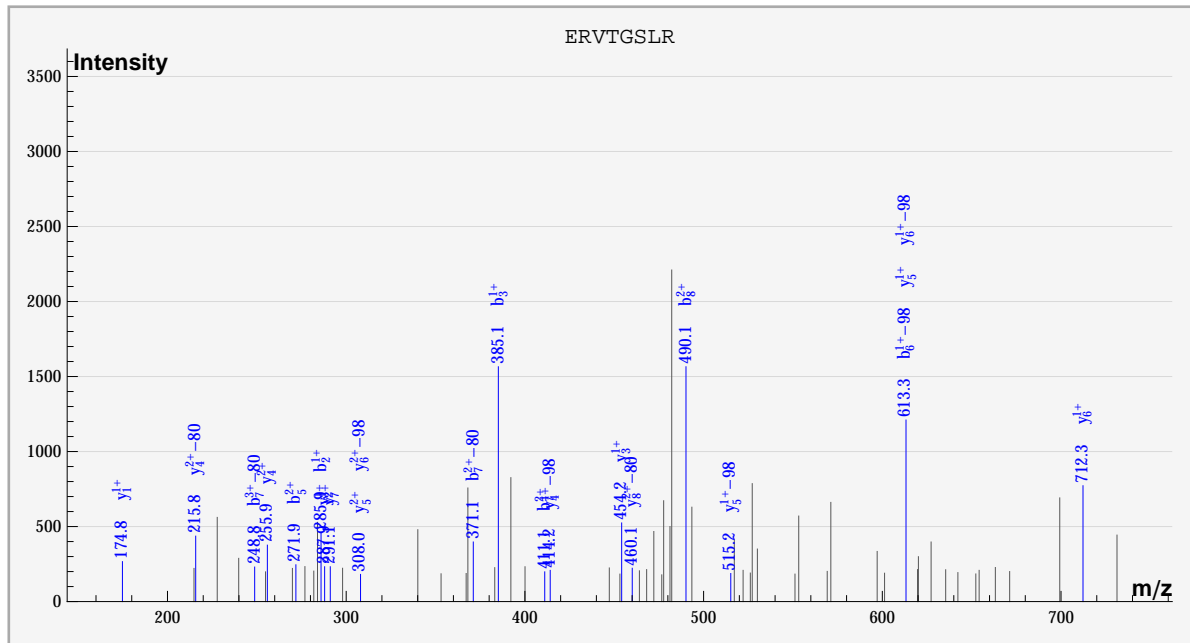
dbValid true NIVETLTK PHOS(1) 2. 501. -1.7481 4.99228 100. ? 2124.
 S_Acido_new%gi|68567263|gb|AAY80192.1| NIVETLTK%::::::PHOS::%sample_0%cmpd_720



	#	b	b*	#	y	y*	P	P*
N	1							✓
I	2	✓		7	✓	✓		
V	3			6	✓			
E	4			5				
T	5			4	✓			
L	6	✓		3	✓			
T	7		✓	2				
K	8	✓	✓	1				



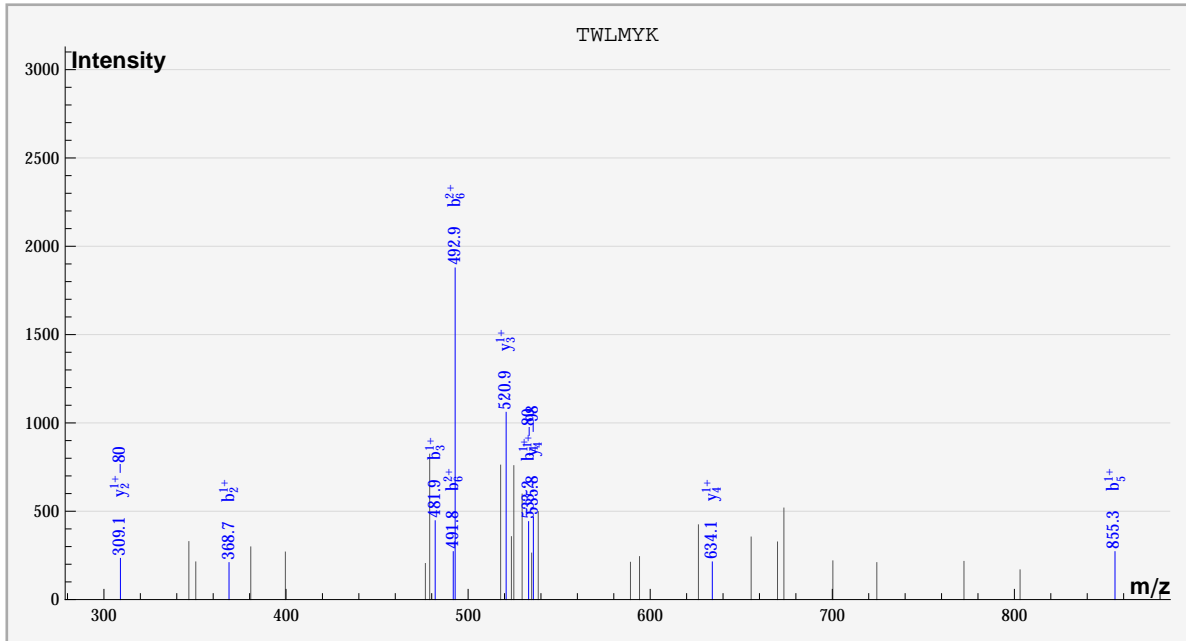
dbValid true ERVTGSLR PHOS(1) 2. 501. -1.75506 5.1593 100. ? 2376.
 S_Acido_new%gi|68567102|gb|AA80031.1| ERVTGSLR%::::::PHOS:::sample_1%compd_1060



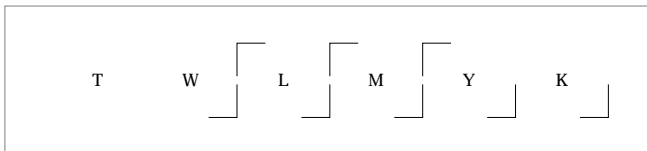
	#	b	b*	#	y	y*	P	P*
E	1							✓
R	2	✓		7	✓			
V	3	✓		6	✓	✓		
T	4			5	✓	✓		
G	5	✓		4	✓	✓		
S	6		✓	3	✓			
L	7	✓	✓	2	✓			
R	8	✓		1	✓			



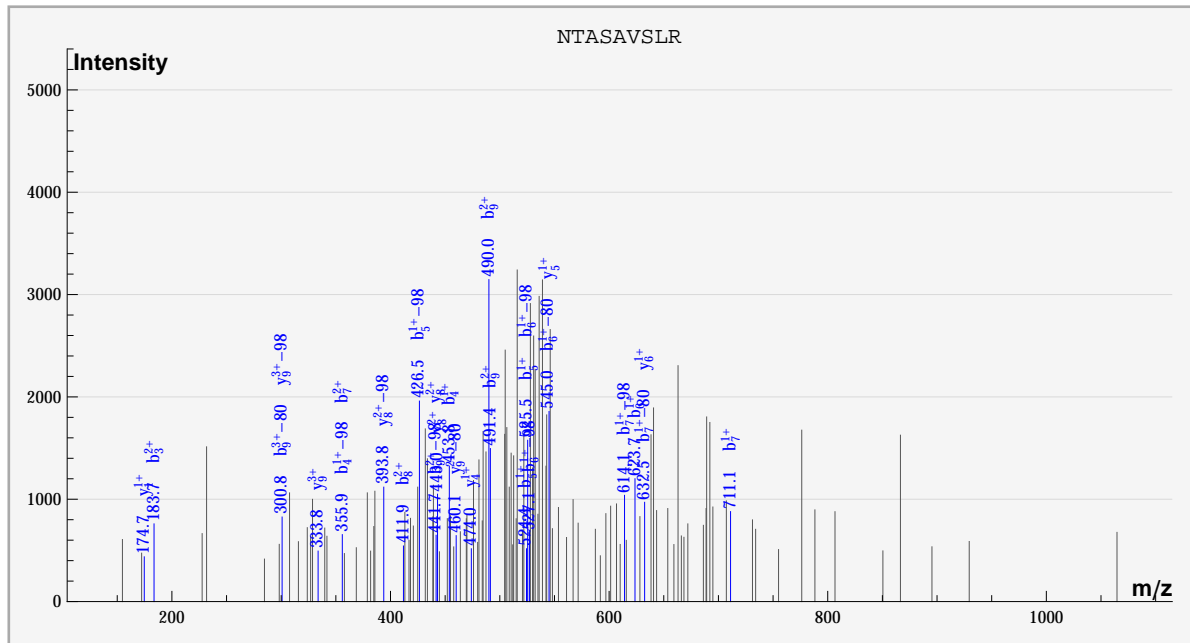
dbValid true TWLMYK PHOS(2) 2. 501. 0.183782 5.19089 100. ? 2394.
 S_Acido_new%gi|68567318|gb|AA80247.1| TWLMYK%:PHOS:::PHOS::%sample_1%compd_1000



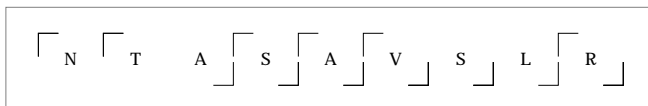
	#	b	b*	#	y	y*	P	P*
T	1							
W	2	✓		5				
L	3	✓		4	✓	✓		
M	4		✓	3	✓			
Y	5	✓		2		✓		
K	6	✓		1				



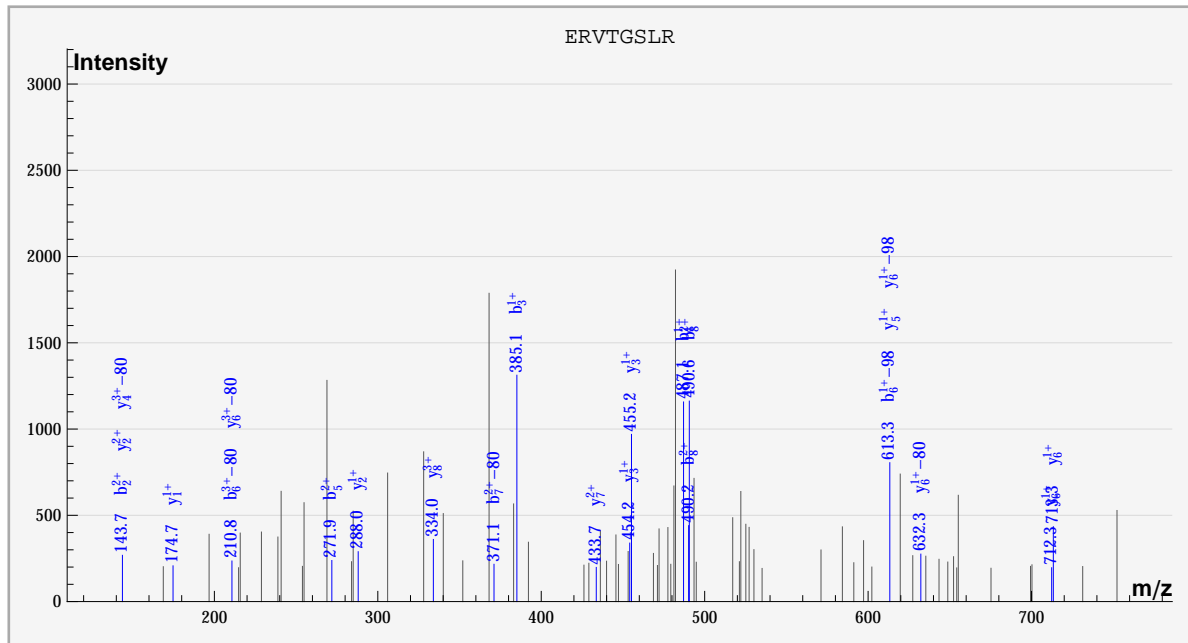
dbConflictWinner true NTASAVSLR PHOS(1) 2. 501. -1.26305 5.52454 100. ? 2436.
 S_Acido_new%gi|68567701|gb|AAY80630.1| NTASAVSLR%::PHOS%:::sample_0%cmpd_981



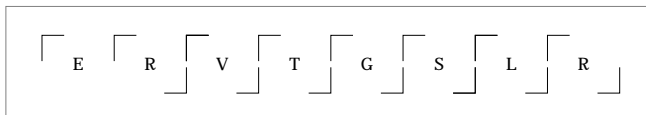
	#	b	b*	#	y	y*	P	P*
N	1						✓	✓
T	2			8	✓	✓		
A	3	✓		7				
S	4	✓	✓	6	✓			
A	5	✓	✓	5	✓			
V	6	✓	✓	4	✓			
S	7	✓	✓	3				
L	8	✓		2				
R	9	✓	✓	1	✓			



dbValid true ERVTGSLR PHOS(1) 2. 501. -1.75506 5.95858 100. ? 2496.
 S_Acido_new%gi|68567102|gb|AAY80031.1| ERVTGSLR%:::PHOS:::sample_1%compd_1169

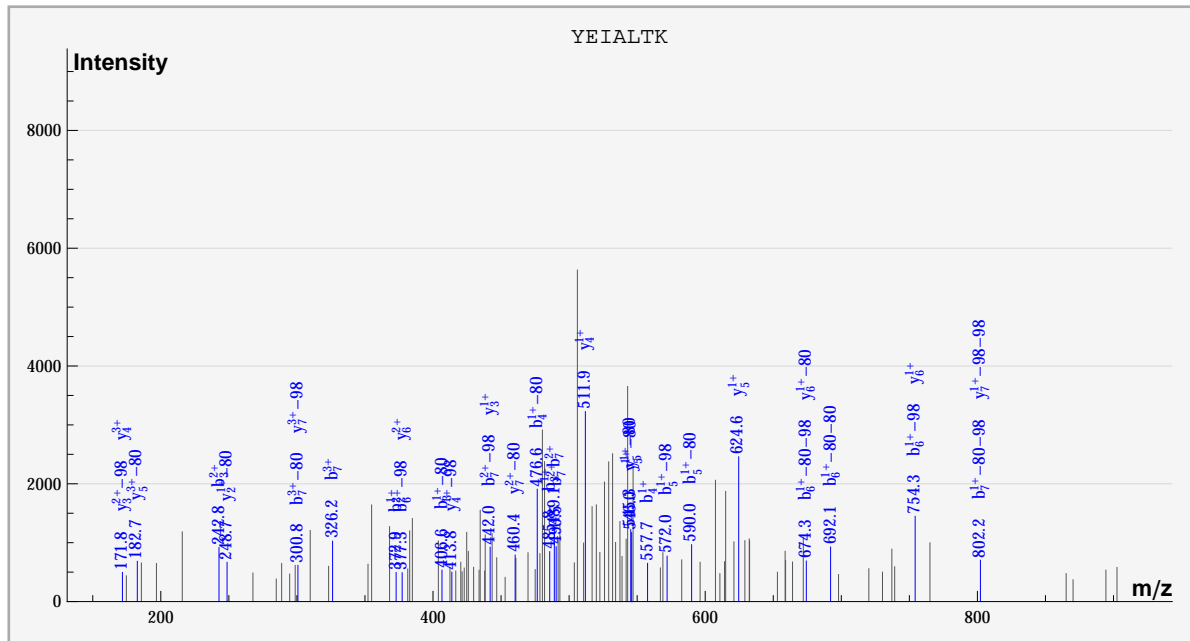


	#	b	b*	#	y	y*	P	P*
E	1							✓
R	2	✓		7	✓			
V	3	✓		6	✓	✓		
T	4	✓		5	✓			
G	5	✓		4		✓		
S	6		✓	3	✓			
L	7		✓	2	✓			
R	8	✓		1	✓			

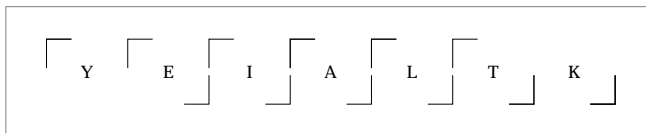


dbValid true YEIALTK PHOS(2) 2. 501. -1.79424 5.24455 100. ? 2556.

S_Acido_new%gil68567589|gb|AAY80518.1| YEIALTK%:PHOS:::PHOS::%sample_0%compd_1081

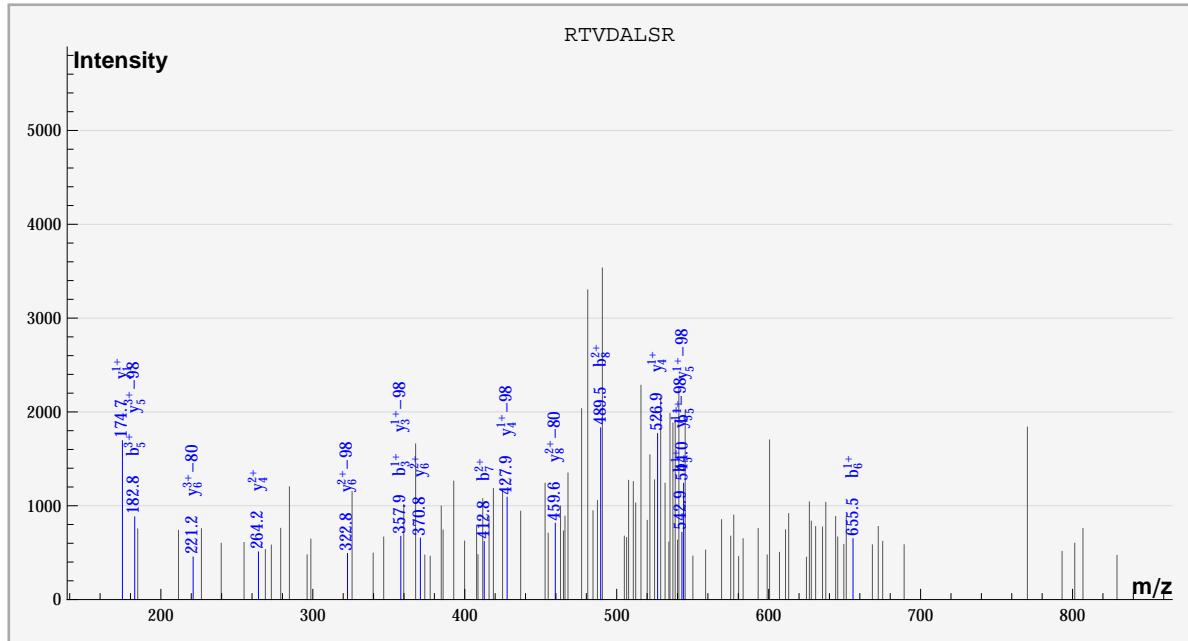


	#	b	b*	#	y	y*	P	P*
Y	1							✓
E	2	✓		6	✓	✓		
I	3	✓	✓	5	✓	✓		
A	4	✓	✓	4	✓	✓		
L	5		✓	3	✓	✓		
T	6		✓	2		✓		
K	7	✓	✓	1				



dbValid true RTVDALSR PHOS(1) 2. 501. -1.75506 4.96756 100. ? 2736.

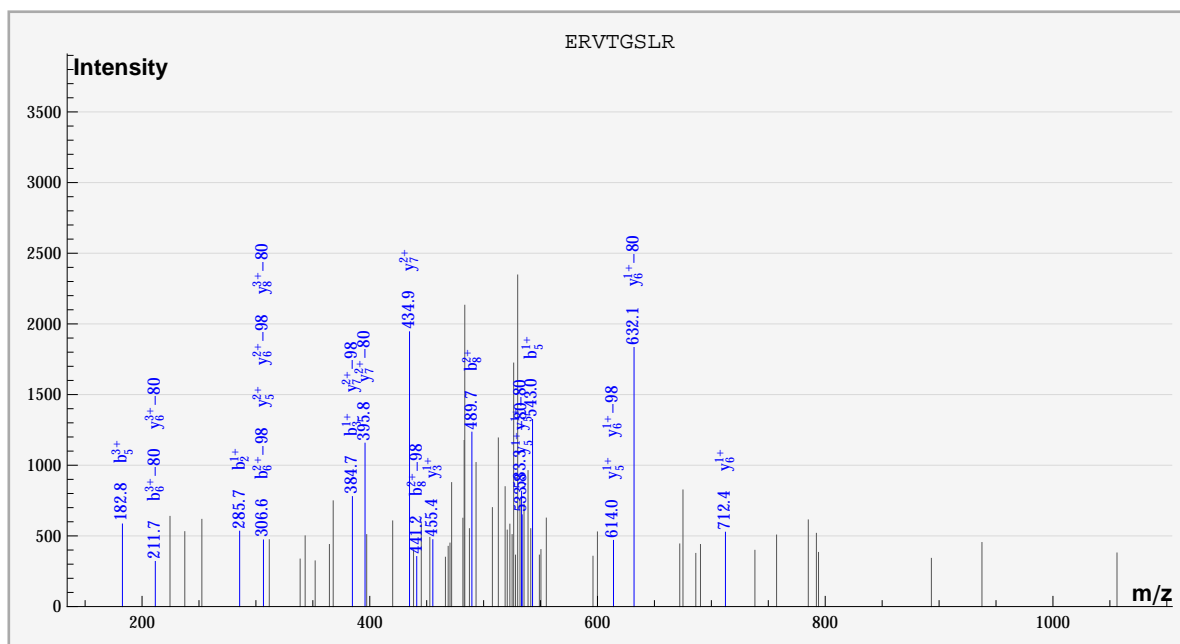
S_Acido_new%gi|68567892|gb|AAY80821.1| RTVDALSR%:::::PHOS::%sample_0%cmpd_1231



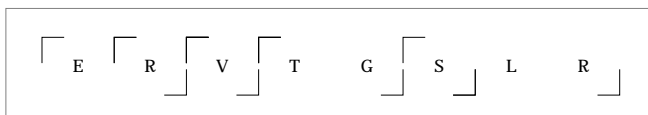
	#	b	b*	#	y	y*	P	P*
R	1							✓
T	2			7				
V	3	✓		6	✓	✓		
D	4			5		✓		
A	5	✓		4	✓	✓		
L	6	✓		3		✓		
S	7	✓		2				
R	8	✓		1	✓			



dbValid true ERVTGSLR PHOS(1) 2. 501. -1.75506 5.05244 100. ? 2892.
 S_Acido_new%gi|68567102|gb|AAY80031.1| ERVTGSLR%:::::PHOS:::sample_0%compd_1361

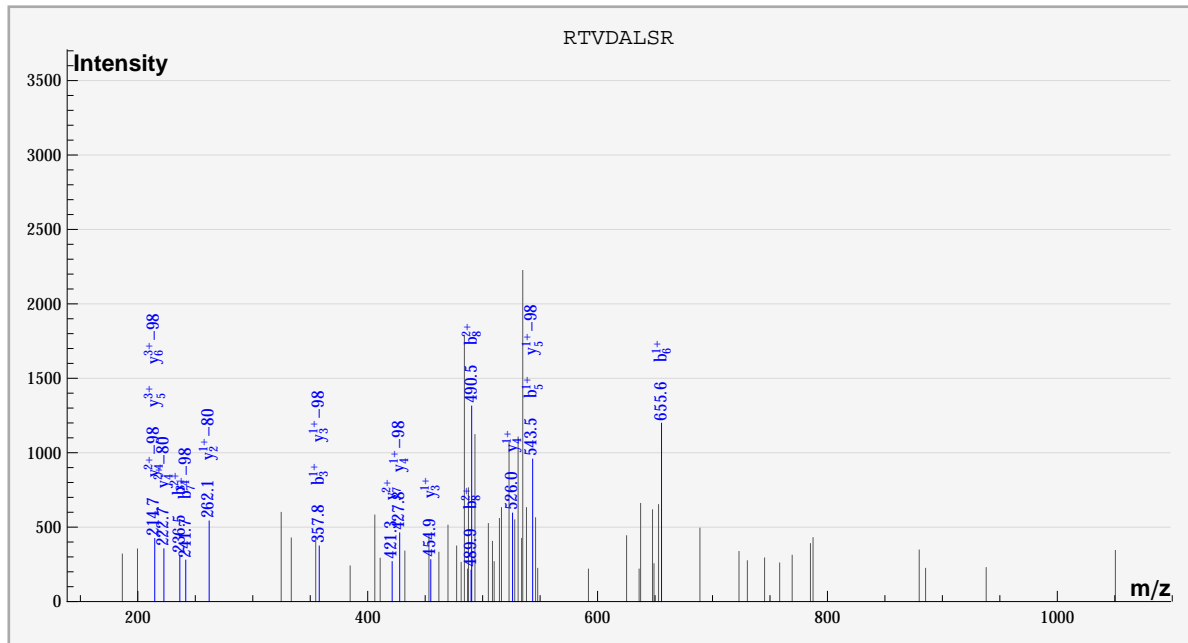


	#	b	b*	#	y	y*	P	P*
E	1							✓
R	2	✓		7	✓	✓		
V	3	✓		6	✓	✓		
T	4			5	✓	✓		
G	5	✓		4				
S	6		✓	3	✓			
L	7			2				
R	8	✓	✓	1				

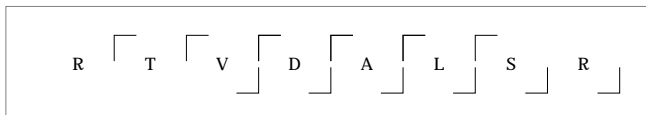


dbValid true RTVDALSR PHOS(1) 2. 501. -1.75506 4.98728 100. ? 3168.

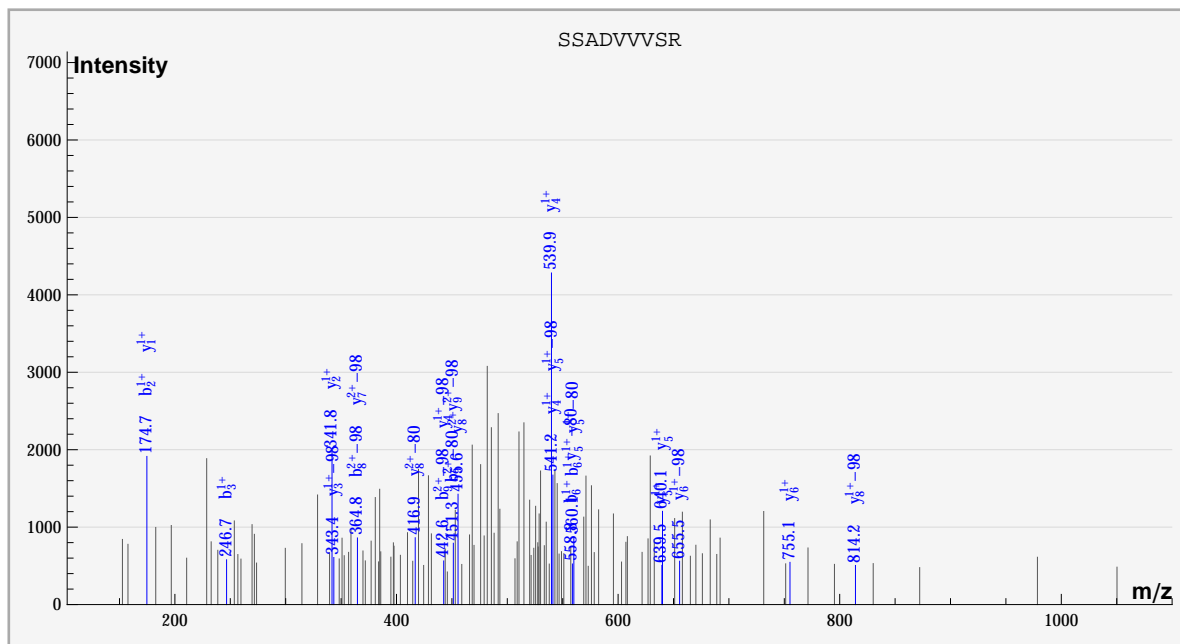
S_Acido_new%gi|68567892|gb|AAY80821.1| RTVDALSR%:::::PHOS::%sample_0%cmpd_1591



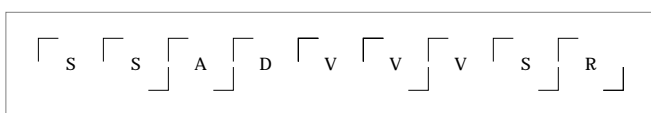
	#	b	b*	#	y	y*	P	P*
R	1							
T	2			7	✓			
V	3	✓		6		✓		
D	4	✓		5	✓	✓		
A	5	✓		4	✓	✓		
L	6	✓		3	✓	✓		
S	7		✓	2		✓		
R	8	✓		1				



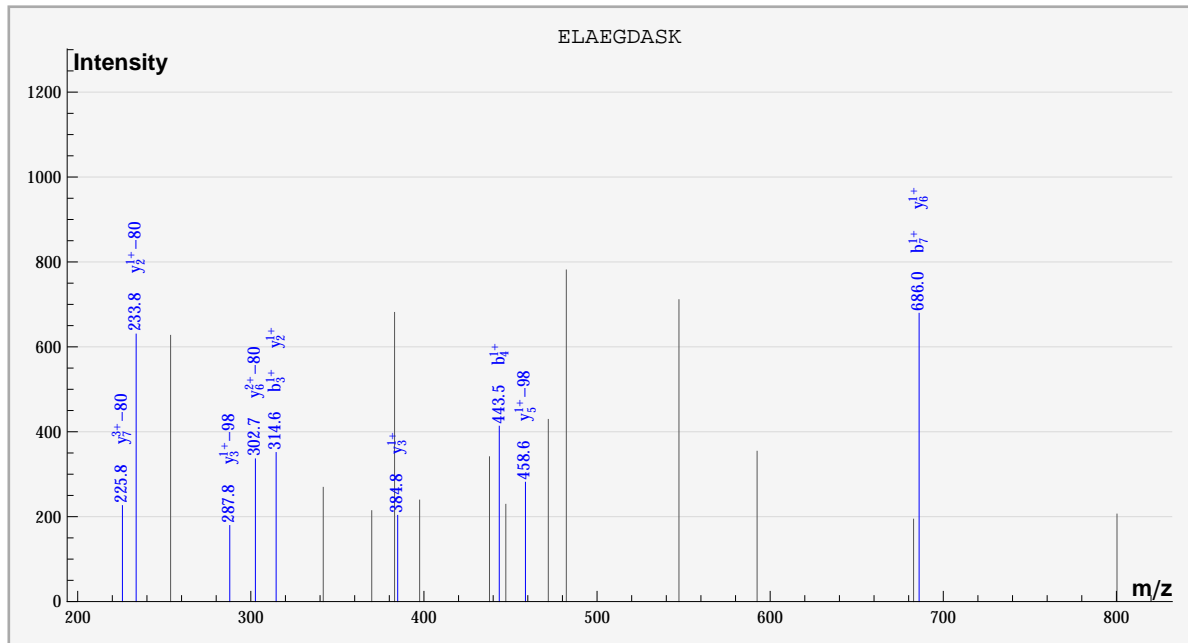
dbValid true SSADV VSR PHOS(1) 2. 502. -1.77104 5.03735 100. ? 2724.
 S_Acido_new%gil68568215|gb|AAy81144.1| SSADV VSR%:::::PHOS::%sample_0%cmpd_1222



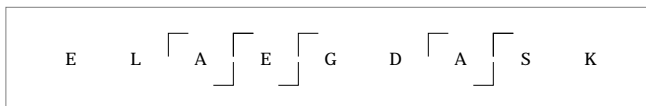
	#	b	b*	#	y	y*	P	P*
S	1							✓
S	2	✓		8	✓	✓		
A	3	✓		7		✓		
D	4			6	✓	✓		
V	5			5	✓	✓		
V	6	✓		4	✓	✓		
V	7			3		✓		
S	8		✓	2	✓			
R	9		✓	1	✓			



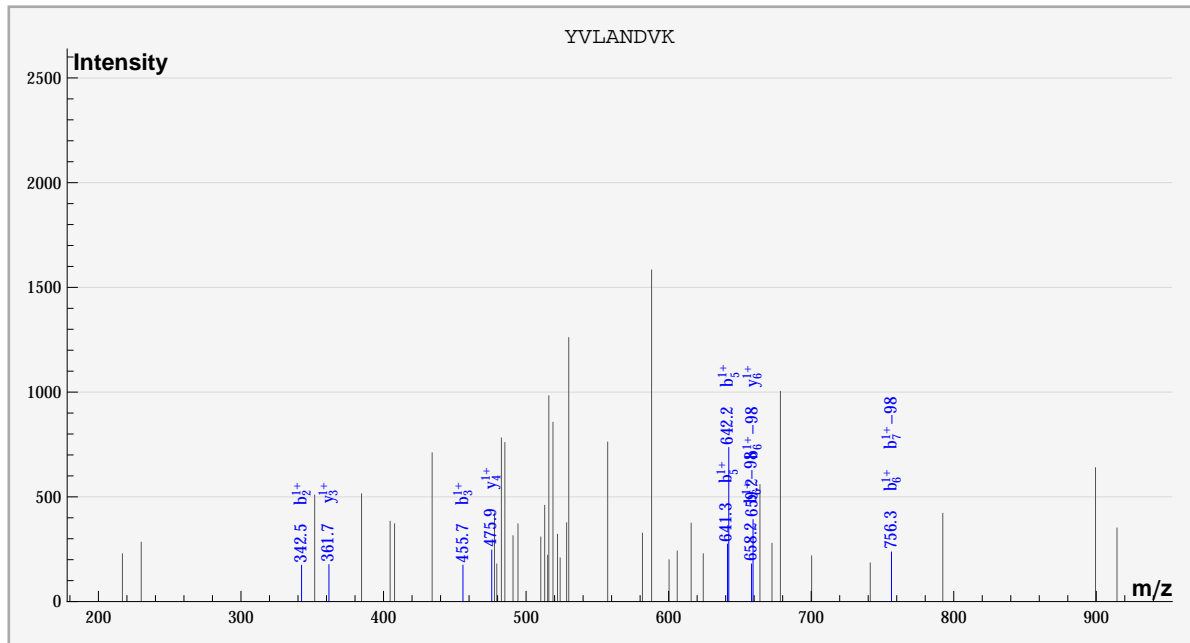
dbValid true ELAEGDASK PHOS(1) 2. 502. -1.79486 4.89305 100. ? 4122.
 S_Acido_new%gi|68567156|gb|AA80085.1| ELAEGDASK%:::PHOS::%sample_0%compd_2383



	#	b	b*	#	y	y*	P	P*
E	1							
L	2			8				
A	3	✓		7		✓		
E	4	✓		6	✓	✓		
G	5			5		✓		
D	6			4				
A	7	✓		3	✓	✓		
S	8			2	✓	✓		
K	9			1				



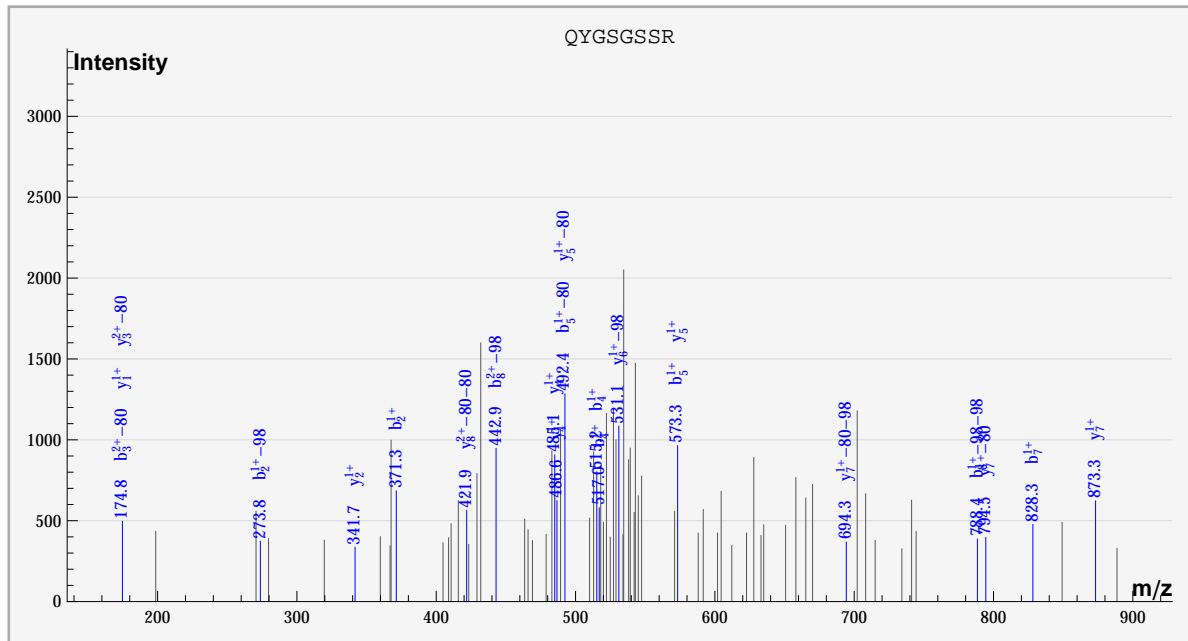
dbValid true YVLANDVK PHOS(1) 2. 503. -1.76121 4.92096 100. ? 1662.
 S_Acido_new%gi|68566978|gb|AAY79907.1| YVLANDVK%:PHOS:::sample_1%compd_375



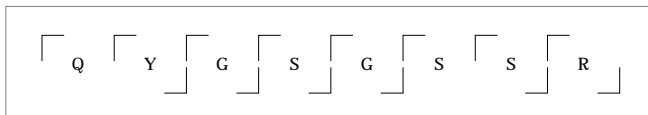
	#	b	b*	#	y	y*	P	P*
Y	1							
V	2	✓		7				
L	3	✓		6	✓			
A	4			5				
N	5	✓		4	✓			
D	6	✓	✓	3	✓			
V	7		✓	2				
K	8			1				



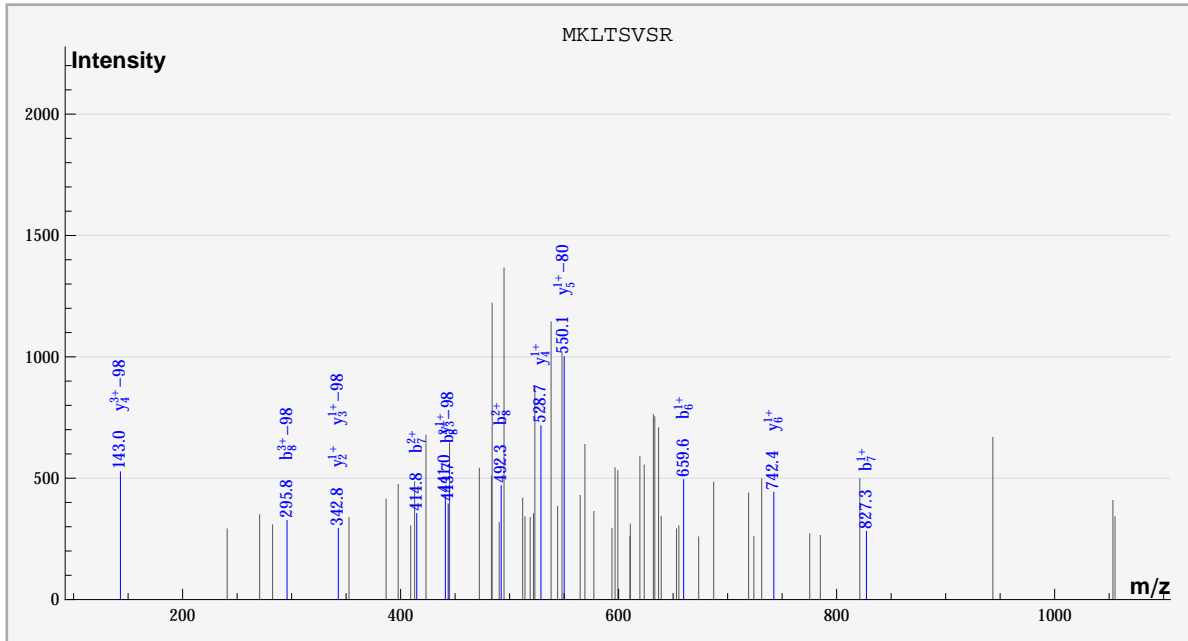
dbValid true QYGSSSR PHOS(2) 2. 503. -1.84012 5.07982 100. ? 2316.
 S_Acido_new%gil68567631|gb|AAY80560.1| QYGSSSR%::PHOS:::PHOS::%sample_0%cmpd_883



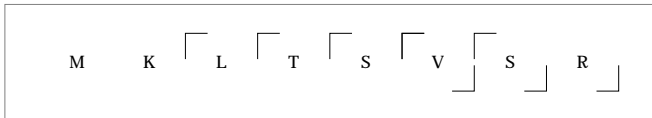
	#	b	b*	#	y	y*	P	P*
Q	1							✓
Y	2	✓	✓	7	✓	✓		
G	3		✓	6		✓		
S	4	✓		5	✓	✓		
G	5	✓	✓	4	✓			
S	6			3		✓		
S	7	✓		2	✓			
R	8		✓	1	✓			



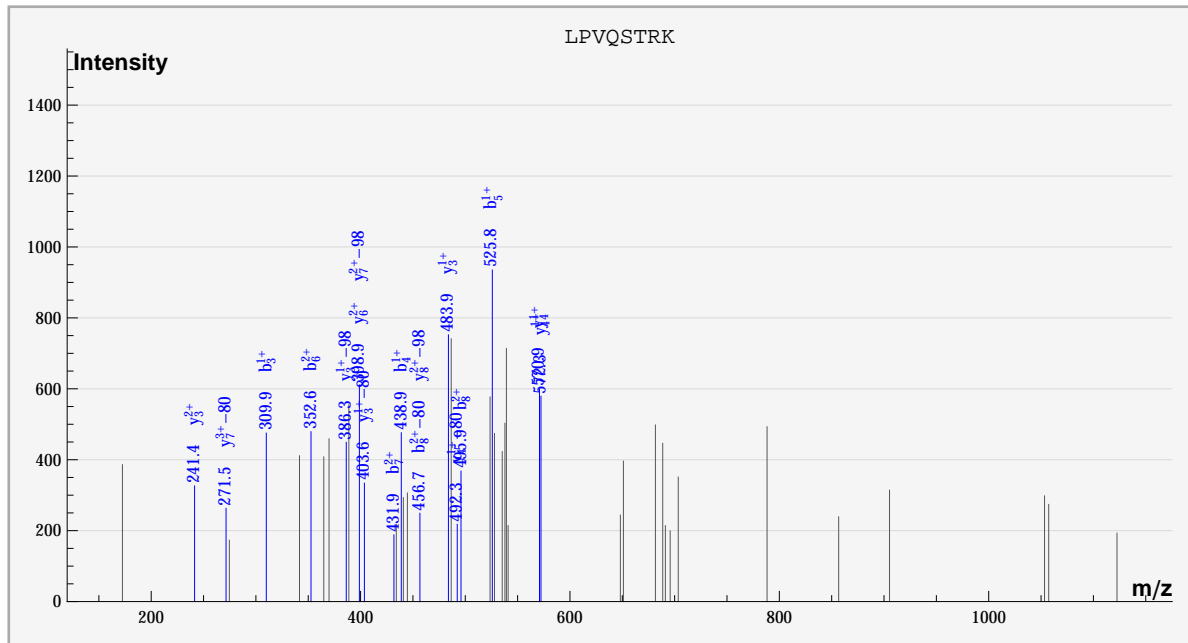
dbValid true MKLTSVSR PHOS(1) 2. 503. -1.7539 4.9911 100. ? 3294.
 S_Acido_new%gi|68566865|gb|AA79794.1| MKLTSVSR%::::::PHOS::%sample_0%compd_1693



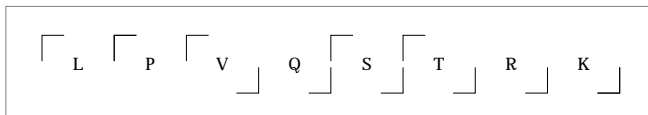
	#	b	b*	#	y	y*	P	P*
M	1							
K	2			7				
L	3			6	✓			
T	4			5		✓		
S	5			4	✓	✓		
V	6	✓		3	✓	✓		
S	7	✓		2	✓			
R	8	✓	✓	1				



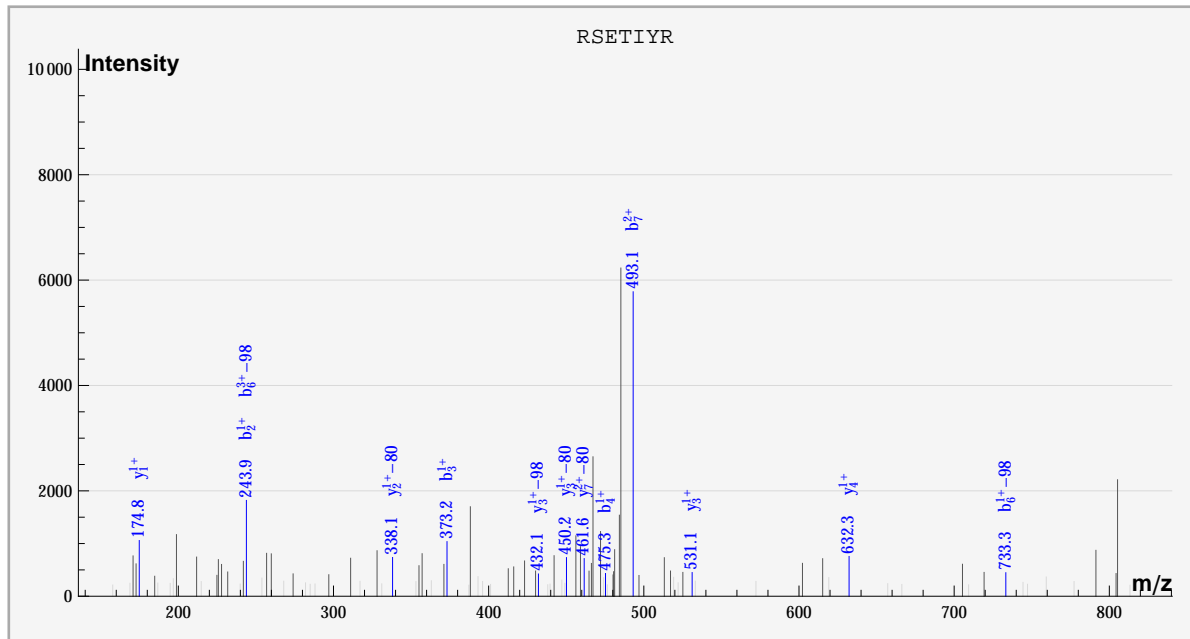
dbValid true LPVQSTRK PHOS(1) 2. 503. 1.76551 5.31571 100. ? 3474.
 S_Acido_new%gi|68566815|gb|AA79744.1| LPVQSTRK%:::::PHOS:::%sample_0%cmpd_1844



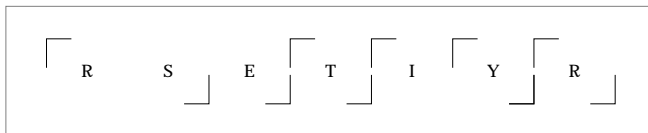
	#	b	b*	#	y	y*	P	P*
L	1							✓
P	2			7		✓		
V	3	✓		6	✓			
Q	4	✓		5				
S	5	✓		4	✓	✓		
T	6	✓		3	✓	✓		
R	7	✓		2				
K	8	✓	✓	1				



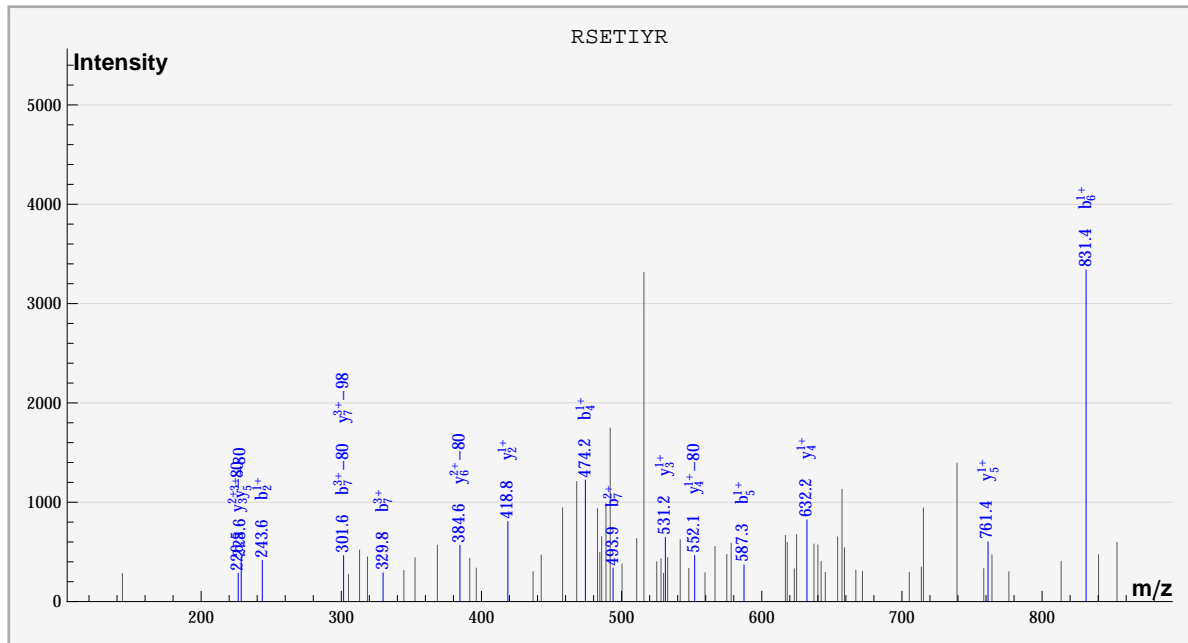
dbValid true RSETIYR PHOS(1) 2. 504. -1.26833 4.98504 100. ? 1386.
 S_Acido_new%gi|68567025|gb|AA79954.1| RSETIYR%:::::PHOS::%sample_1%compd_160



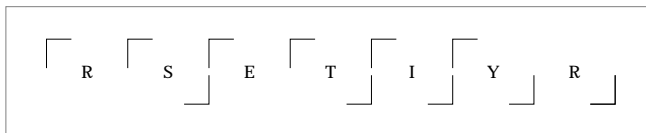
	#	b	b*	#	y	y*	P	P*
R	1							✓
S	2	✓		6				
E	3	✓		5				
T	4	✓		4	✓			
I	5			3	✓	✓		
Y	6		✓	2		✓		
R	7	✓		1	✓			



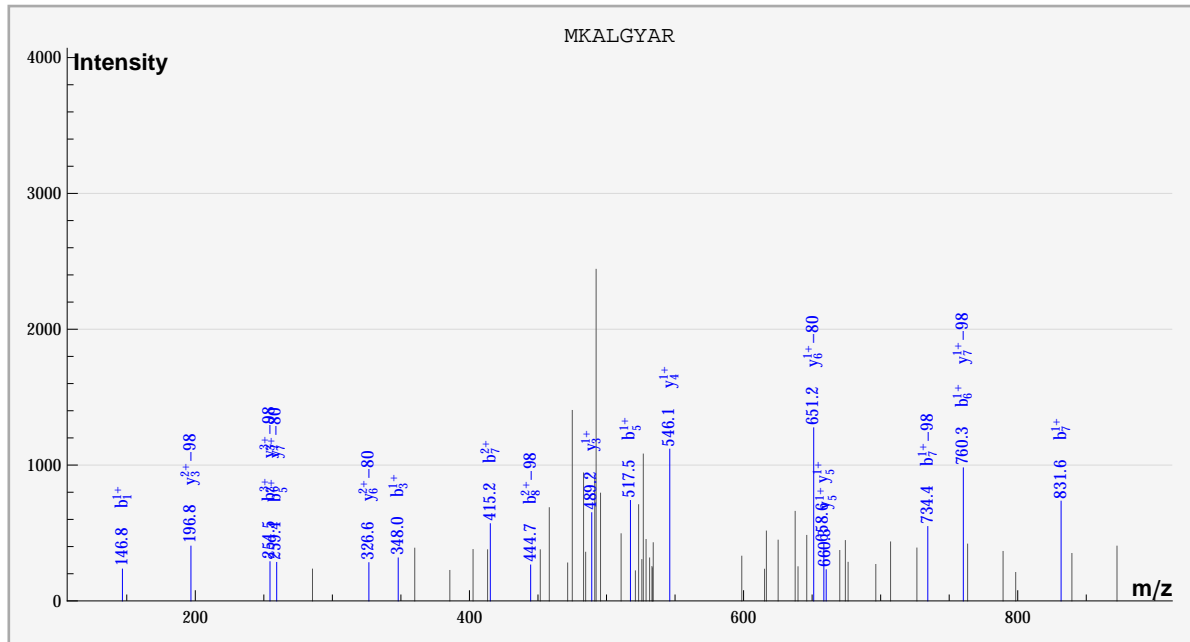
dbValid true RSETIYR PHOS(1) 2. 504. -1.26833 5.95342 100. ? 1710.
 S_Acido_new%gi|68567025|gb|AAY79954.1| RSETIYR%:::::PHOS::%sample_1%compd_418



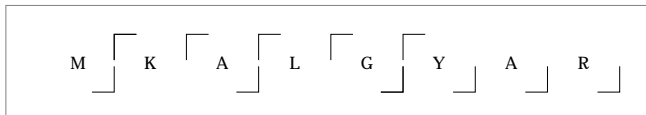
	#	b	b*	#	y	y*	P	P*
R	1							✓
S	2	✓		6		✓		
E	3			5	✓	✓		
T	4	✓		4	✓	✓		
I	5	✓		3	✓	✓		
Y	6	✓		2	✓			
R	7	✓	✓	1				



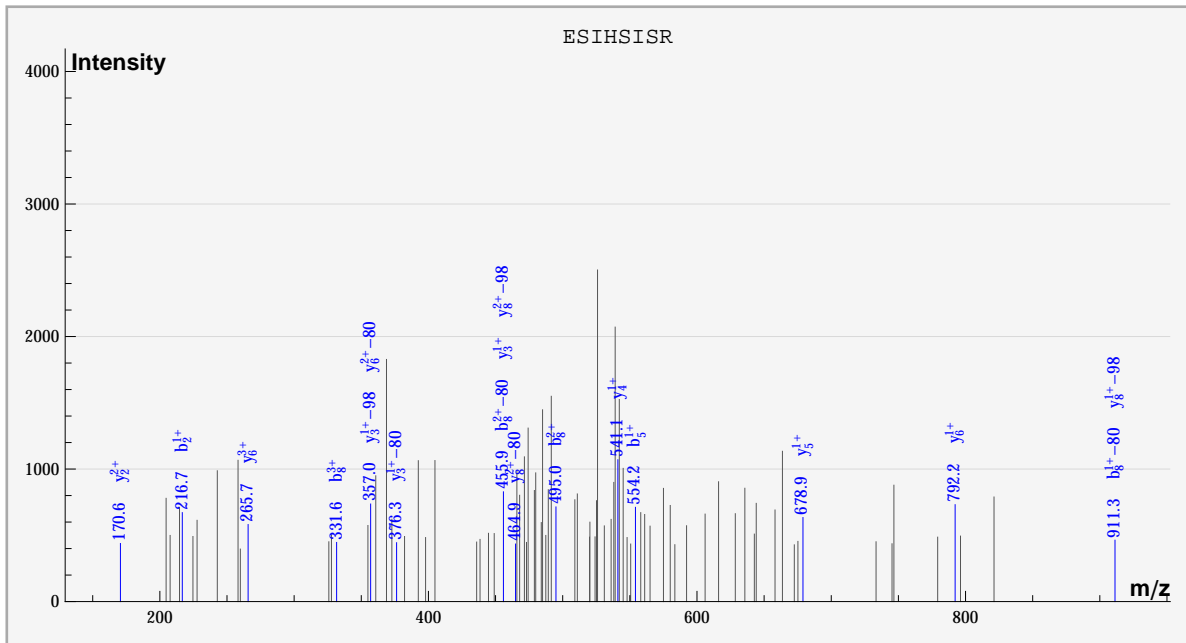
dbValid true MKALGYAR Oxidation_M(1),PHOS(1) 2. 504. -0.767018 4.94615 100. ? 1794.
 S_Acido_new%gil68567094|gb|AAY80023.1| MKALGYAR%:Oxidation_M::::PHOS:::%sample_1%compd_490



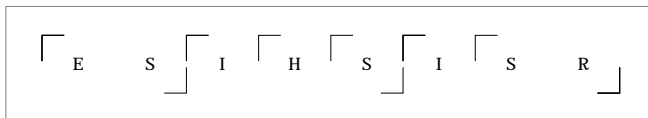
	#	b	b*	#	y	y*	P	P*
M	1		✓					
K	2			7		✓		
A	3	✓		6		✓		
L	4			5	✓			
G	5	✓		4	✓			
Y	6	✓		3	✓	✓		
A	7	✓	✓	2				
R	8		✓	1				



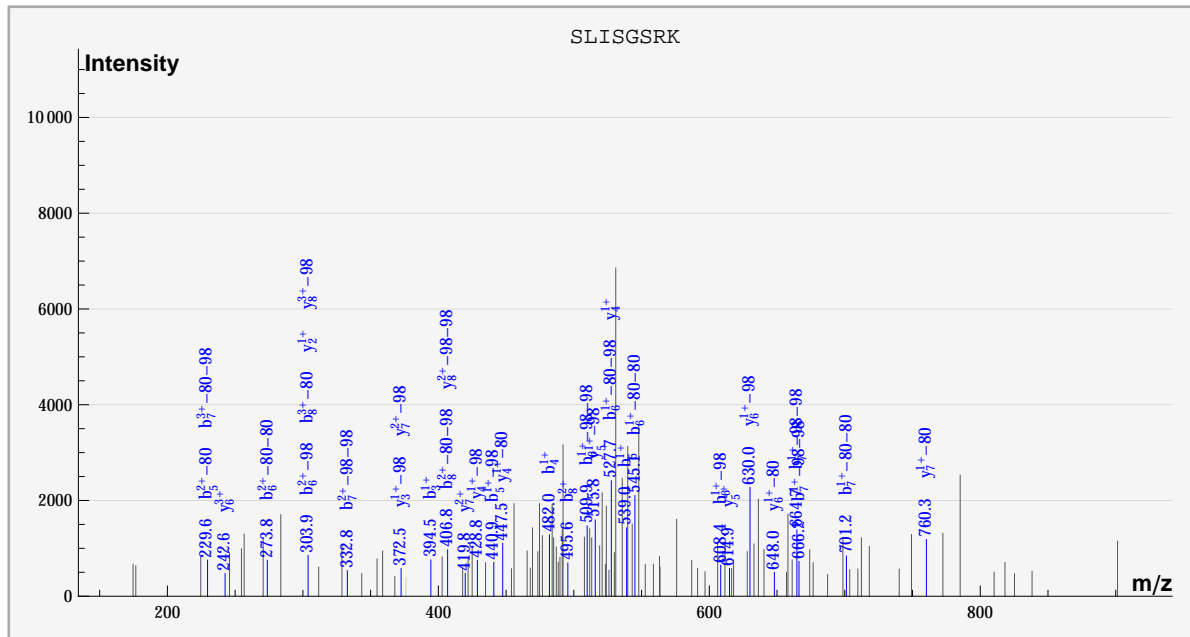
dbValid true ESIHSISR PHOS(1) 2. 504. 0.729127 5.35303 100. ? 2196.
 S_Acido_new%gi|68568003|gb|AAY80932.1| ESIHSISR%::::::PHOS::%sample_0%cmpd_784



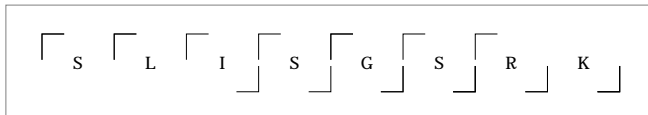
	#	b	b*	#	y	y*	P	P*
E	1							✓
S	2	✓		7				
I	3			6	✓	✓		
H	4			5	✓			
S	5	✓		4	✓			
I	6			3	✓	✓		
S	7			2	✓			
R	8	✓	✓	1				



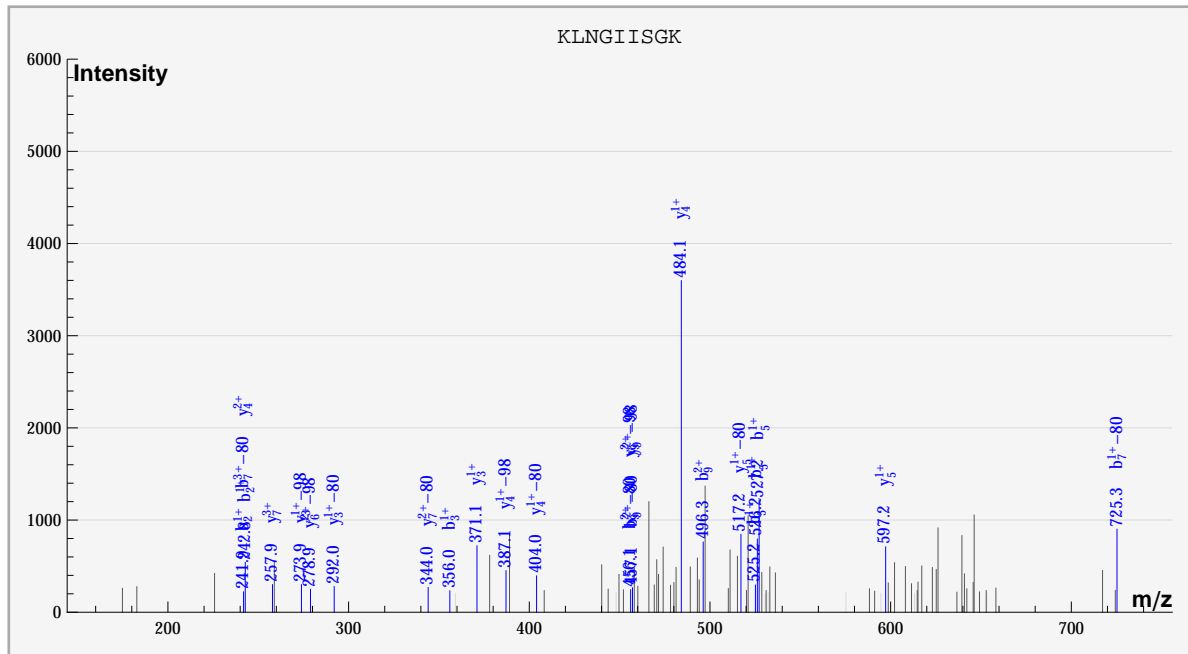
dbValid true SLISGSRK PHOS(2) 2. 504. 0.219737 5.0341 100. ? 2592.
 S_Acido_new%gi|68567524|gb|AAy80453.1| SLISGSRK%:PHOS:::::PHOS:::::sample_0%compd_1114



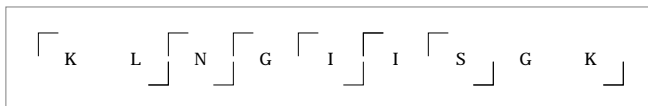
	#	b	b*	#	y	y*	P	P*
S	1							✓
L	2			7	✓	✓		
I	3	✓		6	✓	✓		
S	4	✓		5	✓	✓		
G	5	✓	✓	4	✓	✓		
S	6		✓	3		✓		
R	7		✓	2	✓			
K	8	✓	✓	1				



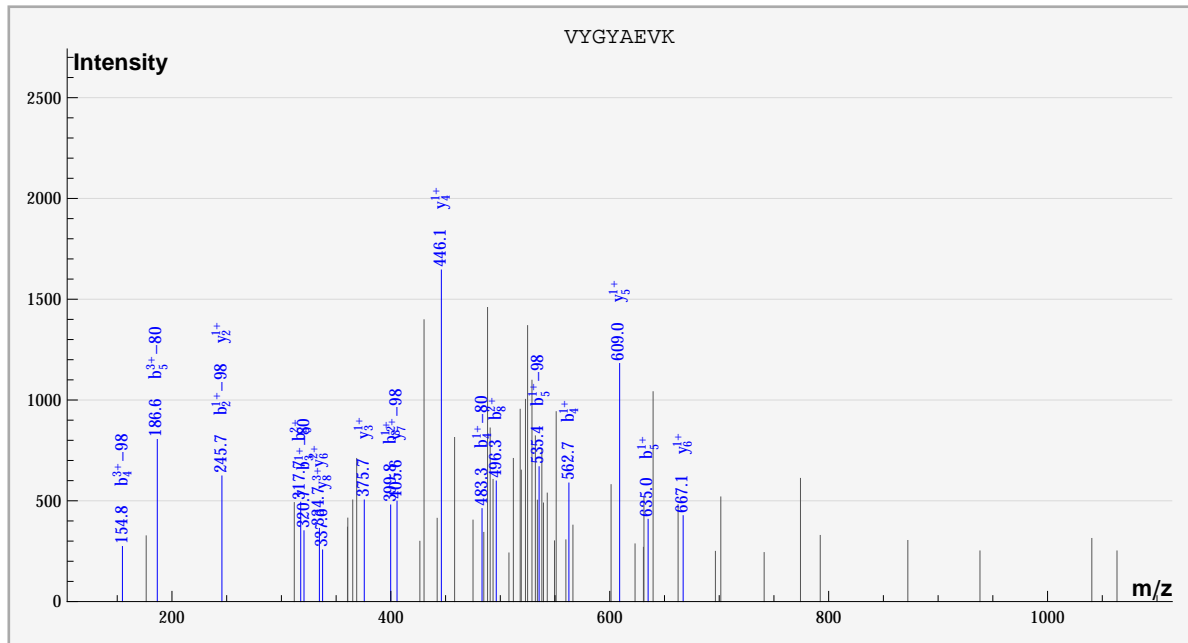
dbValid true KLNGIISGK PHOS(1) 2. 504. 1.27571 5.10334 100. ? 2874.
 S_Acido_new%gi|68567776|gb|AAy80705.1| KLNGIISGK%::::::PHOS:::sample_1%compd_1505



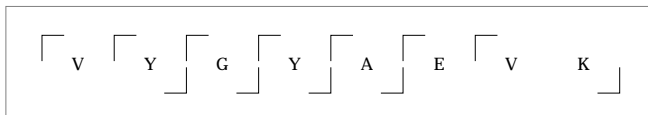
	#	b	b*	#	y	y*	P	P*
K	1							✓
L	2	✓		8				
N	3	✓		7	✓	✓		
G	4			6		✓		
I	5	✓		5	✓	✓		
I	6			4	✓	✓		
S	7		✓	3	✓	✓		
G	8			2				
K	9	✓	✓	1				



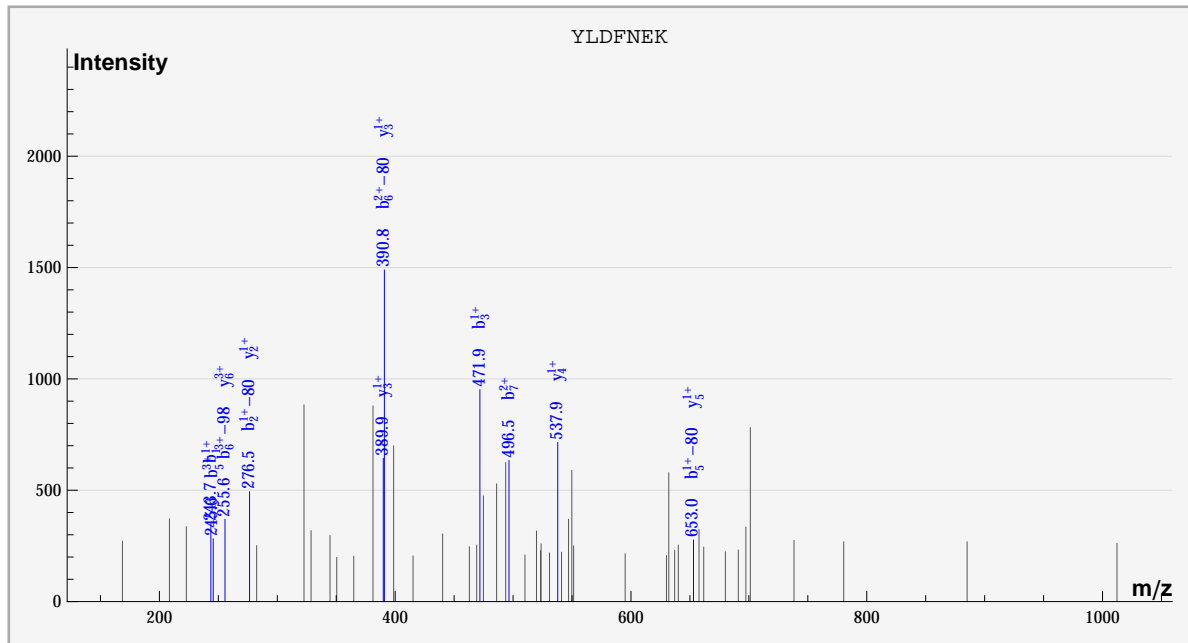
dbValid true VYGYAEVK PHOS(1) 2. 504. 0.725517 5.54294 100. ? 3108.
 S_Acido_new%gi|68566632|gb|AAY79561.1| VYGYAEVK%::PHOS:::::%sample_0%cmpd_1544



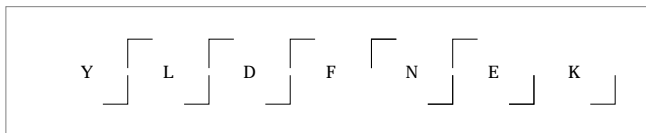
	#	b	b*	#	y	y*	P	P*
V	1						✓	
Y	2		✓	7		✓		
G	3	✓	✓	6	✓			
Y	4	✓	✓	5	✓			
A	5	✓	✓	4	✓			
E	6			3	✓			
V	7			2	✓			
K	8	✓		1				



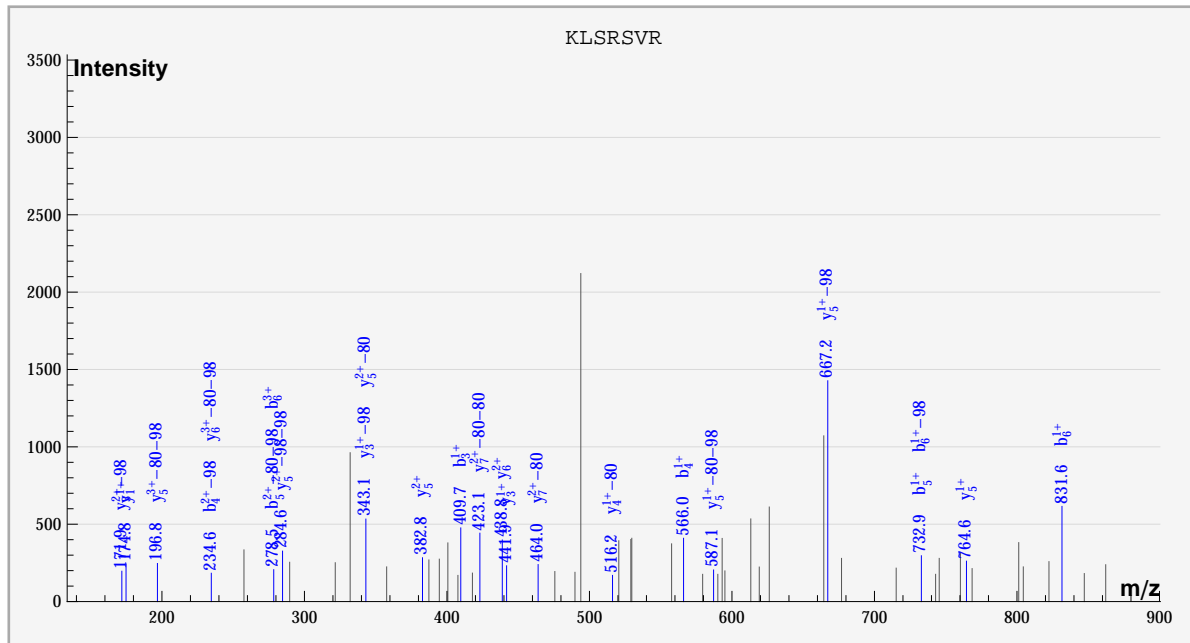
dbValid true YLDFNEK PHOS(1) 2. 504. 0.707327 5.13539 100. ? 3654.
 S_Acido_new%gi|68567120|gb|AAY80049.1| YLDFNEK%:PHOS::::::%sample_0%compd_1995



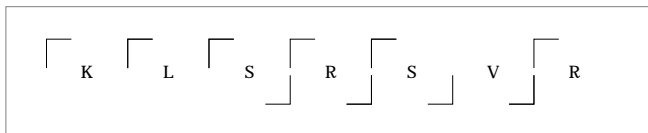
	#	b	b*	#	y	y*	P	P*
Y	1	✓						
L	2		✓	6	✓			
D	3	✓		5	✓			
F	4			4	✓			
N	5	✓	✓	3	✓			
E	6		✓	2	✓			
K	7	✓		1				



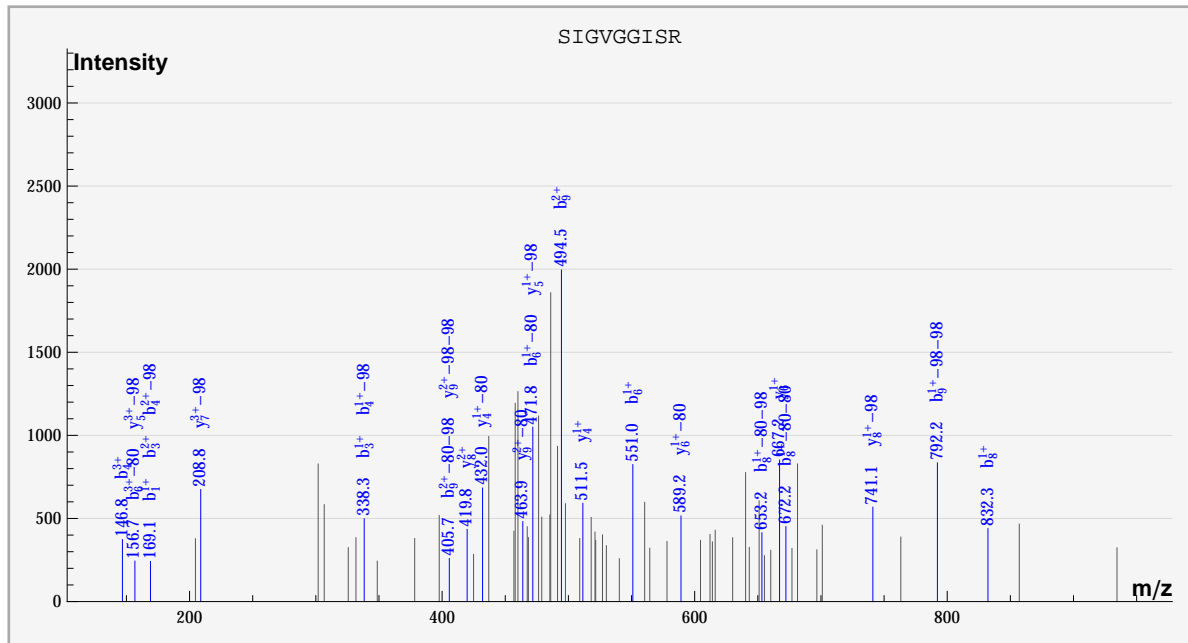
dbValid true KLSRSVR PHOS(2) 2. 505. -1.76428 4.95319 100. ? 1638.
 S_Acido_new%gii68567564|gb|AAy80493.1| KLSRSVR%:::PHOS::PHOS:::sample_1%compd_356



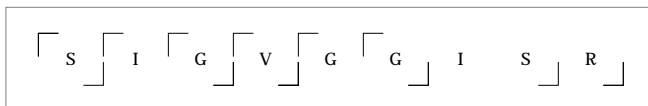
	#	b	b*	#	y	y*	P	P*
K	1							✓
L	2			6	✓	✓		
S	3	✓		5	✓	✓		
R	4	✓	✓	4		✓		
S	5	✓	✓	3	✓	✓		
V	6	✓	✓	2				
R	7			1	✓			



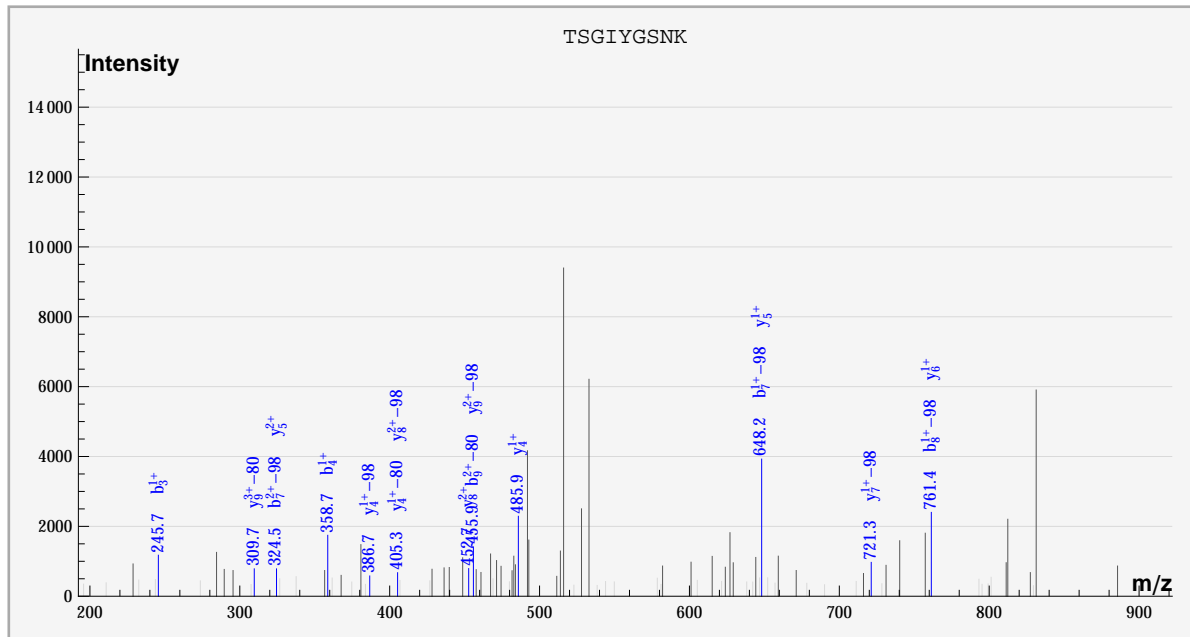
dbValid true SIGVGGISR PHOS(2) 2. 505. -1.78809 5.29539 100. ? 1668.
 S_Acido_new%gi|68567208|gb|AAy80137.1| SIGVGGISR%:PHOS:::PHOS::%sample_0%compd_344



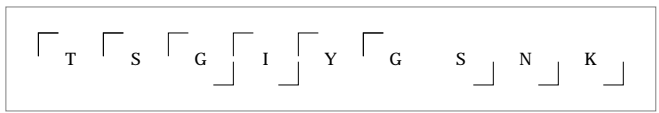
	#	b	b*	#	y	y*	P	P*
S	1	✓						✓
I	2			8	✓	✓		
G	3	✓		7		✓		
V	4	✓	✓	6	✓	✓		
G	5			5		✓		
G	6	✓	✓	4	✓	✓		
I	7			3				
S	8	✓	✓	2				
R	9	✓	✓	1				



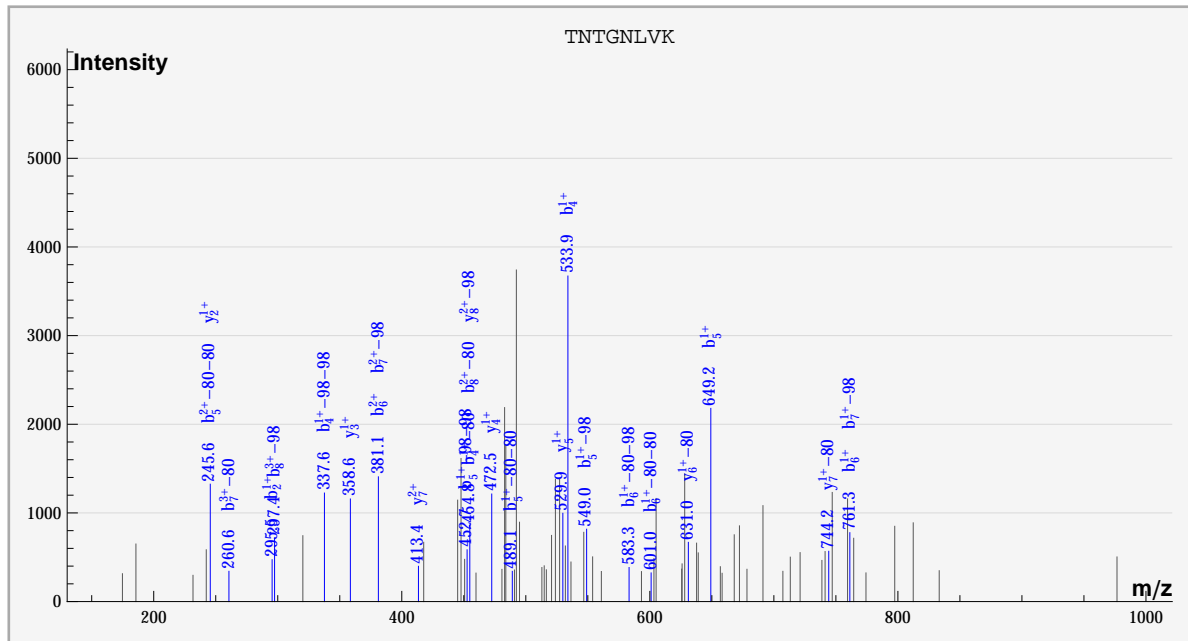
dbValid true TSGIYGSNK PHOS(1) 2. 505. -1.28431 5.08905 100. ? 1746.
 S_Acido_new%gi|68568082|gb|AAY81011.1| TSGIYGSNK%::::::PHOS:::sample_1%cmpd_449



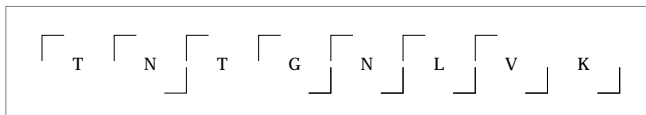
	#	b	b*	#	y	y*	P	P*
T	1							✓
S	2			8	✓	✓		
G	3	✓		7		✓		
I	4	✓		6	✓			
Y	5			5	✓			
G	6			4	✓	✓		
S	7		✓	3				
N	8		✓	2				
K	9		✓	1				



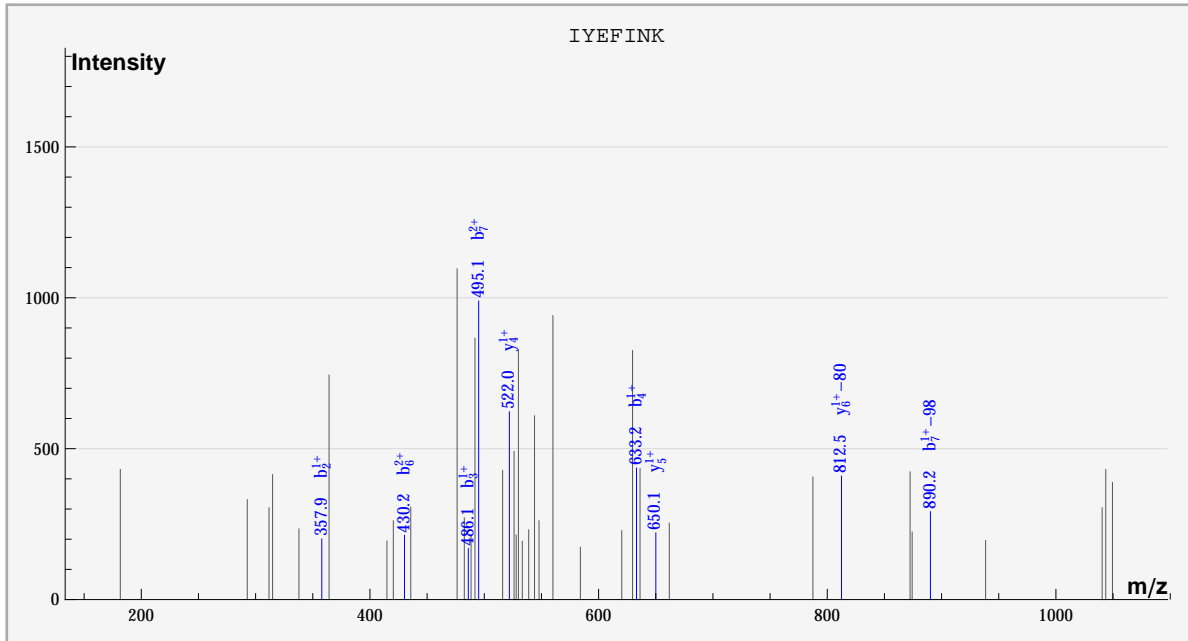
dbValid true TNTGNLVK PHOS(2) 2. 505. -1.29608 5.60826 100. ? 1974.
 S_Acido_new%gi|68568182|gb|AAy81111.1| TNTGNLVK%:PHOS::PHOS:::sample_1%compd_644



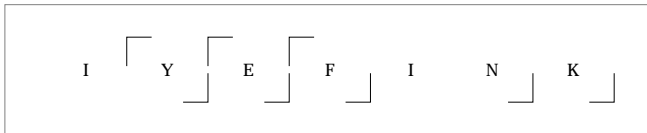
	#	b	b*	#	y	y*	P	P*
T	1							✓
N	2	✓		7	✓	✓		
T	3			6		✓		
G	4	✓	✓	5	✓			
N	5	✓	✓	4	✓			
L	6	✓	✓	3	✓			
V	7		✓	2	✓			
K	8		✓	1				



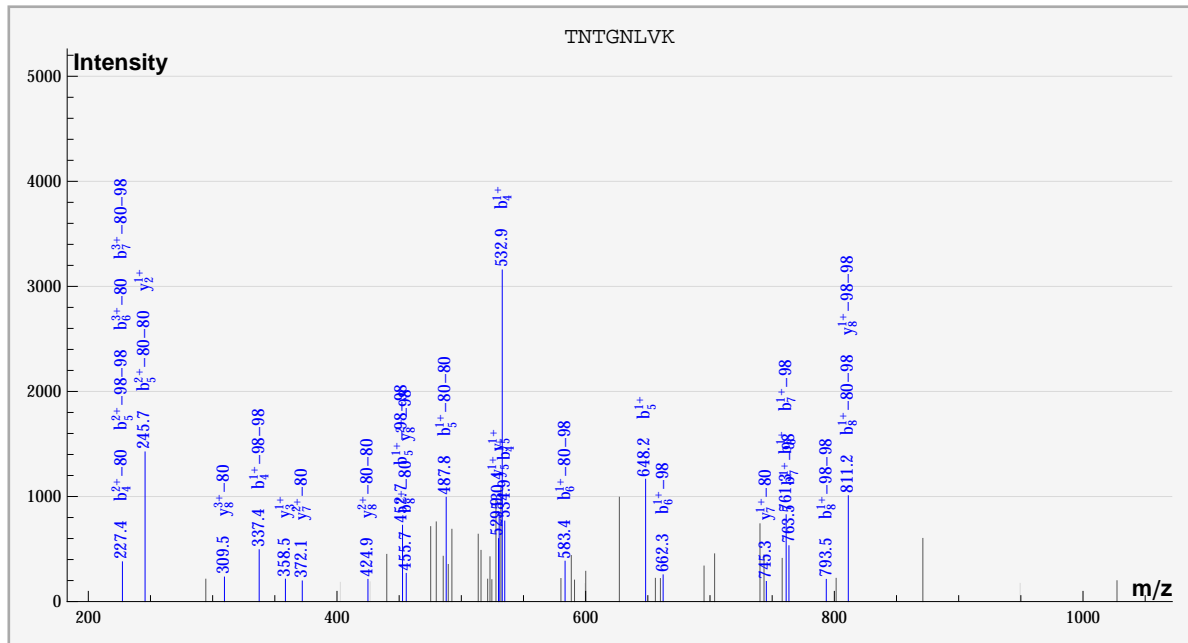
dbValid true IYEFINK PHOS(1) 2. 505. -1.26411 5.04177 100. ? 2028.
 S_Acido_new%gi|68567250|gb|AAY80179.1| IYEFINK%::PHOS:::sample_0%compd_644



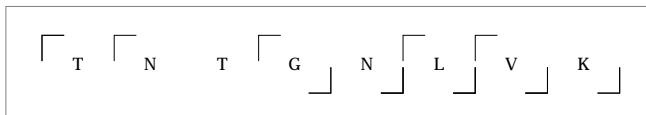
	#	b	b*	#	y	y*	P	P*
I	1							
Y	2	✓		6		✓		
E	3	✓		5	✓			
F	4	✓		4	✓			
I	5			3				
N	6	✓		2				
K	7	✓	✓	1				



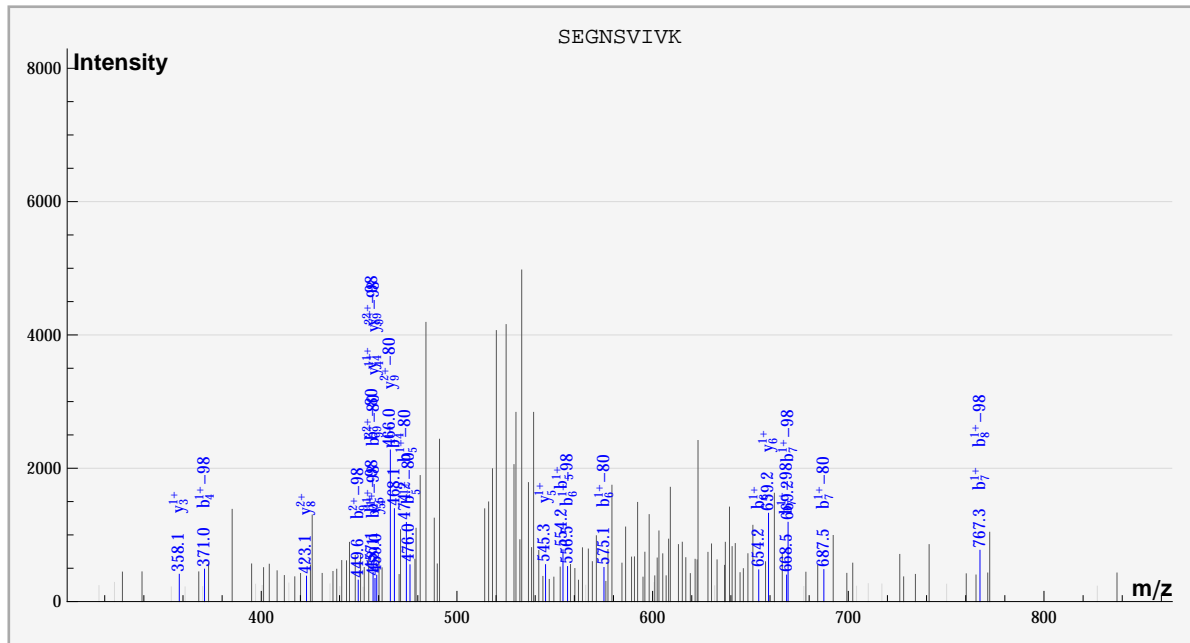
dbValid true TNTGNLVK PHOS(2) 2. 505. -1.29608 5.27243 100. ? 2220.
 S_Acido_new%gii68568182|gb|AAY81111.1| TNTGNLVK%:PHOS::PHOS:::sample_1%compd_852



	#	b	b*	#	y	y*	P	P*
T	1							✓
N	2			7		✓		
T	3			6				
G	4	✓	✓	5	✓			
N	5	✓	✓	4				
L	6	✓	✓	3	✓			
V	7		✓	2	✓			
K	8		✓	1				



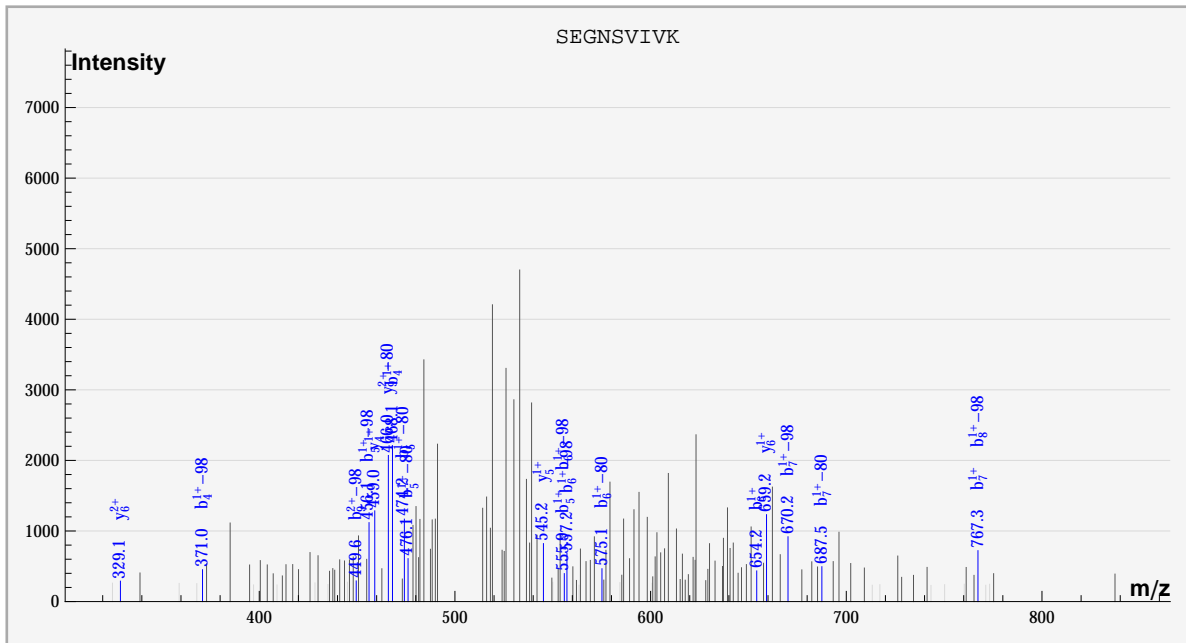
dbValid true SEGENSVIVK PHOS(1) 2. 505. 1.73916 4.92102 100. ? 2382.
 S_Acido_new%gi|68567892|gb|AAy80821.1| SEGENSVIVK%:PHOS::::::::::%sample_1%cmpd_984



	#	b	b*	#	y	y*	P	P*
S	1							✓
E	2			8	✓			
G	3			7				
N	4	✓	✓	6	✓			
S	5	✓	✓	5	✓			
V	6	✓	✓	4	✓			
I	7	✓	✓	3	✓			
V	8		✓	2				
K	9		✓	1				

SEGENSVIVK

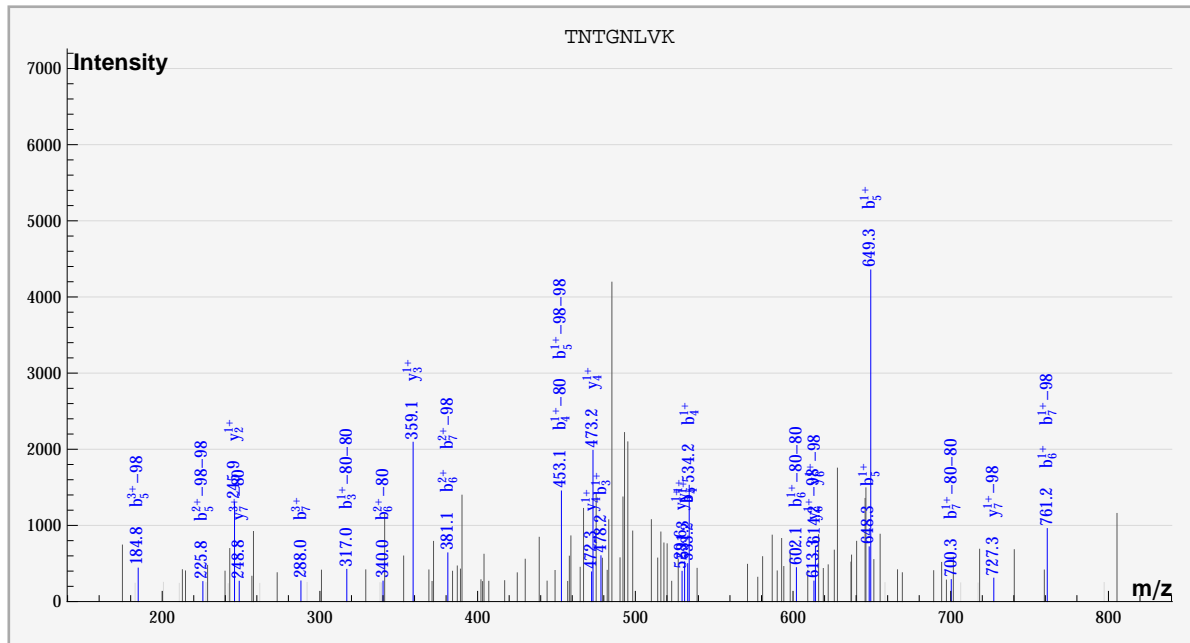
dbValid true SEGENSVIVK PHOS(1) 2. 505. 1.73916 5.27937 100. ? 2394.
 S_Acido_new%gil68567892|gb|AAY80821.1| SEGENSVIVK%:PHOS::::::::::%sample_1%cmpd_994



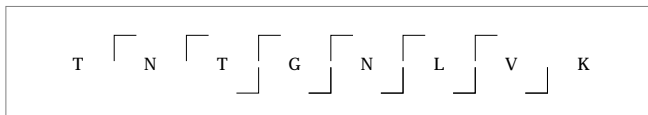
	#	b	b*	#	y	y*	P	P*
S	1							✓
E	2			8				
G	3			7				
N	4	✓	✓	6	✓			
S	5	✓	✓	5	✓			
V	6	✓	✓	4	✓			
I	7	✓	✓	3				
V	8		✓	2				
K	9		✓	1				

「 S E G 「 N 「 S 「 V 「 I 「 V 「 K 」

dbValid true TNTGNLVK PHOS(2) 2. 505. -1.29608 5.12435 100. ? 2526.
 S_Acido_new%gi|68568182|gb|AA81111.1| TNTGNLVK%:PHOS::PHOS:::sample_1%compd_1195

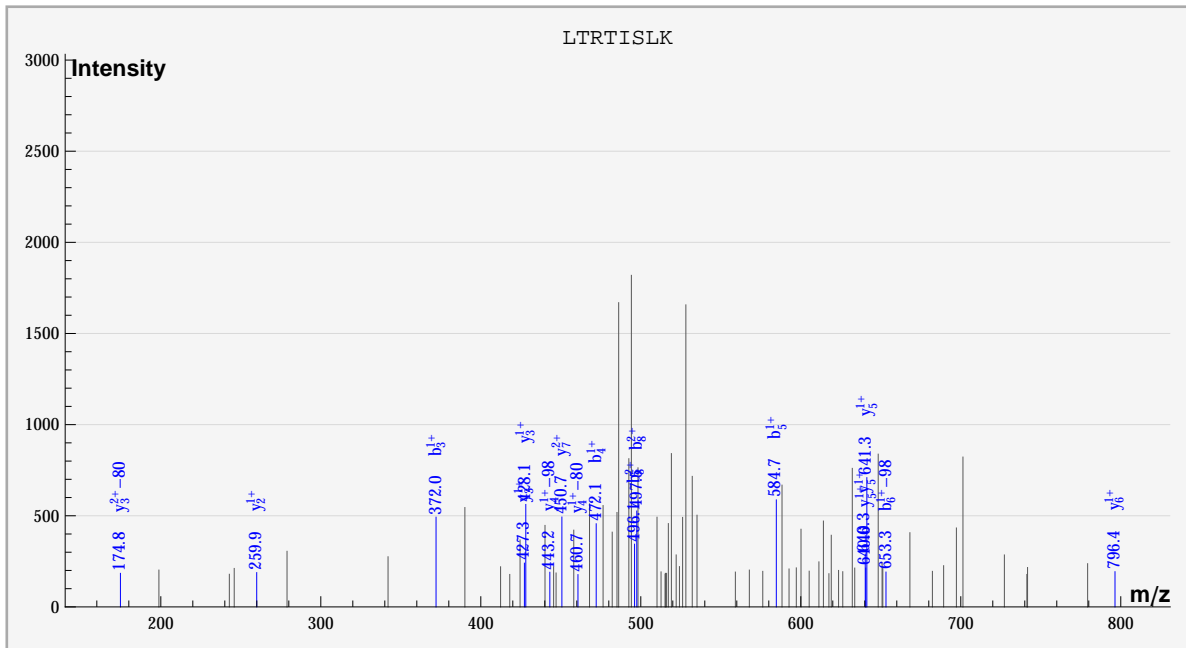


	#	b	b*	#	y	y*	P	P*
T	1							
N	2			7		✓		
T	3	✓	✓	6		✓		
G	4	✓	✓	5	✓			
N	5	✓	✓	4	✓			
L	6	✓	✓	3	✓			
V	7	✓	✓	2	✓			
K	8			1				

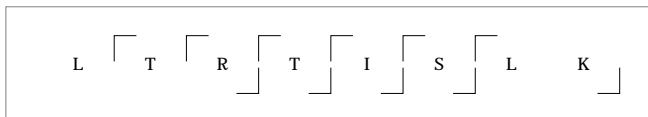


dbValid true LTRTISLK PHOS(1) 2. 505. 1.28354 4.99636 100. ? 3114.

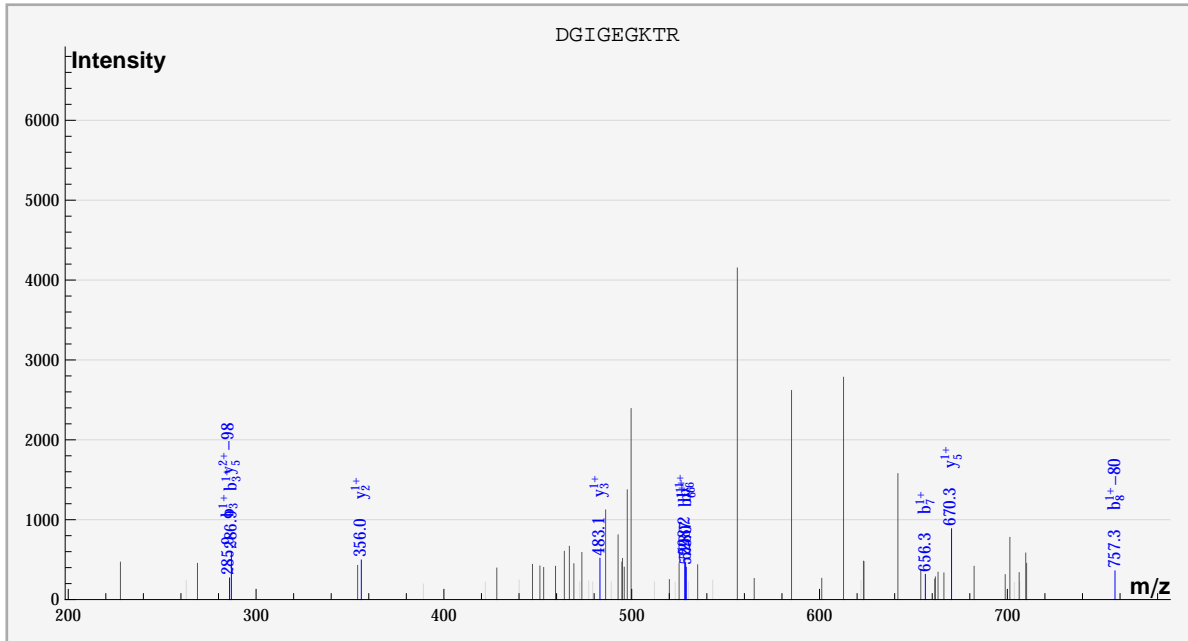
S_Acido_new%gi|68567392|gb|AA80321.1| LTRTISLK%:::PHOS:::sample_1%compd_1723



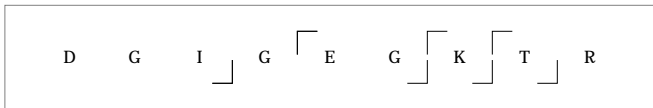
	#	b	b*	#	y	y*	P	P*
L	1							
T	2			7	✓			
R	3	✓		6	✓			
T	4	✓		5	✓			
I	5	✓		4		✓		
S	6		✓	3	✓	✓		
L	7			2	✓			
K	8	✓		1				



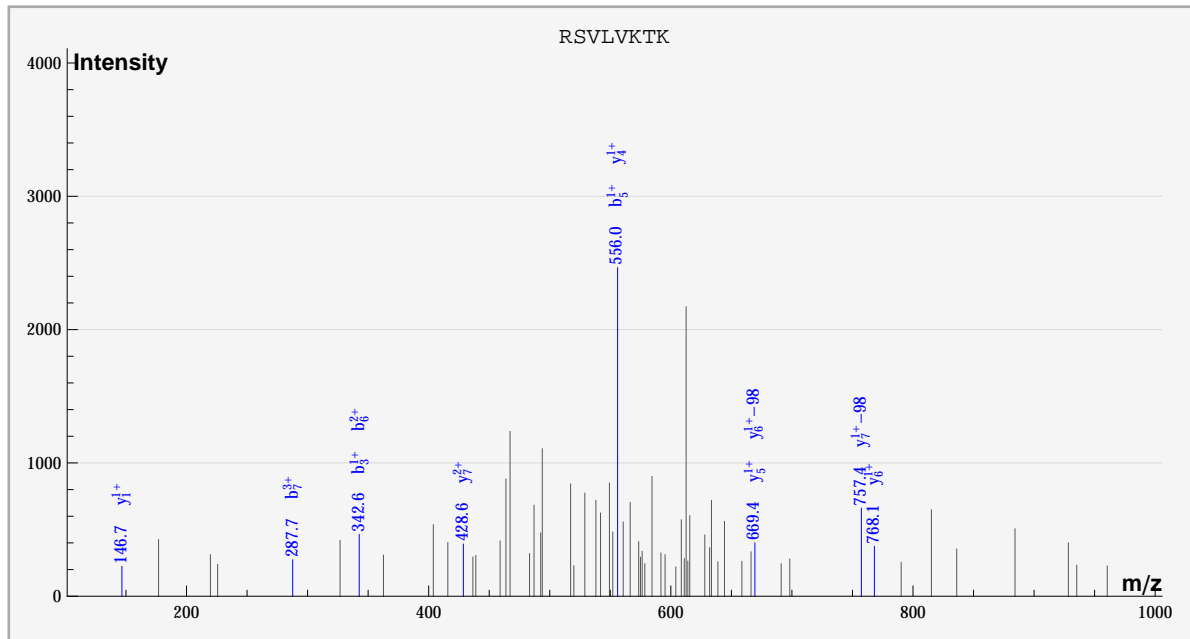
dbValid true DGIGEGKTR PHOS(1) 2. 505. 1.72658 5.01561 100. ? 3414.
 S_Acido_new%gi|68567933|gb|AA80862.1| DGIGEGKTR%:::PHOS::%sample_1%compd_1989



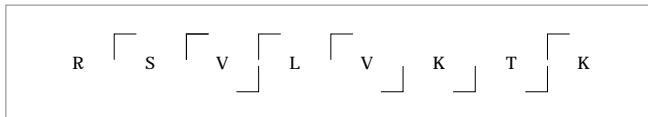
	#	b	b*	#	y	y*	P	P*
D	1							
G	2			8				
I	3	✓		7				
G	4			6				
E	5			5	✓	✓		
G	6	✓		4				
K	7	✓		3	✓			
T	8		✓	2	✓			
R	9			1				



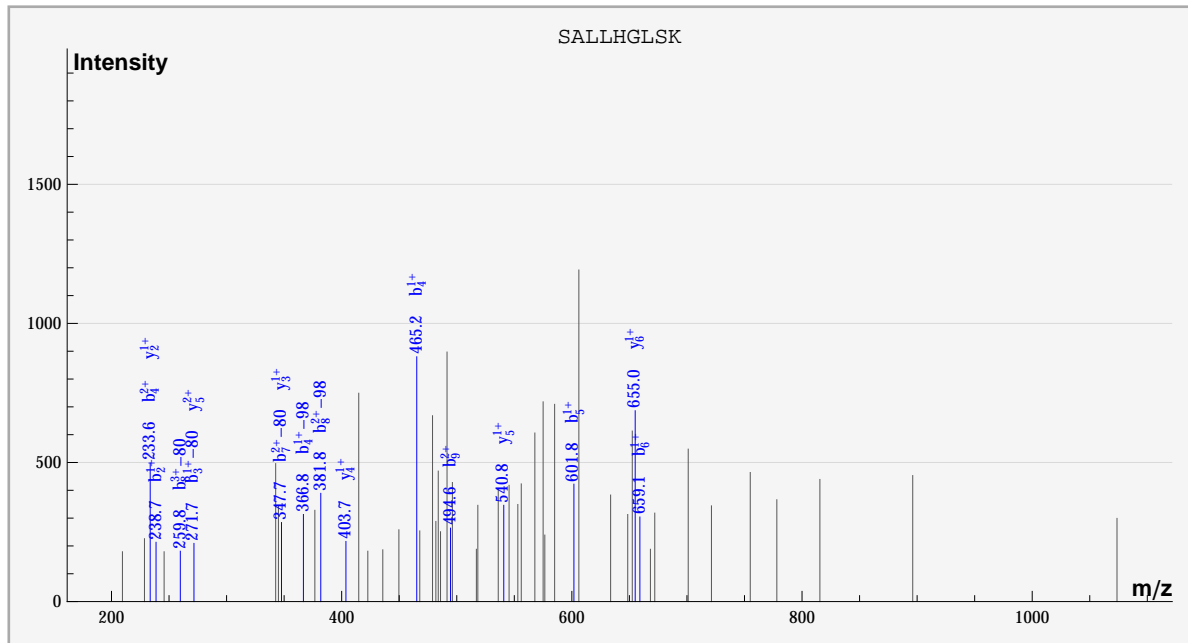
dbValid true RSVLVKTK PHOS(1) 2. 505. 0.791527 4.98498 100. ? 3534.
 S_Acido_new%gi|68567850|gb|AAY80779.1| RSVLVKTK%::::::PHOS::%sample_0%cmpd_1896



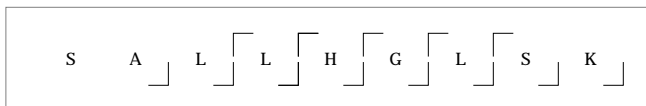
	#	b	b*	#	y	y*	P	P*
R	1							
S	2			7	✓	✓		
V	3	✓		6	✓	✓		
L	4			5	✓			
V	5	✓		4	✓			
K	6	✓		3				
T	7	✓		2				
K	8			1	✓			



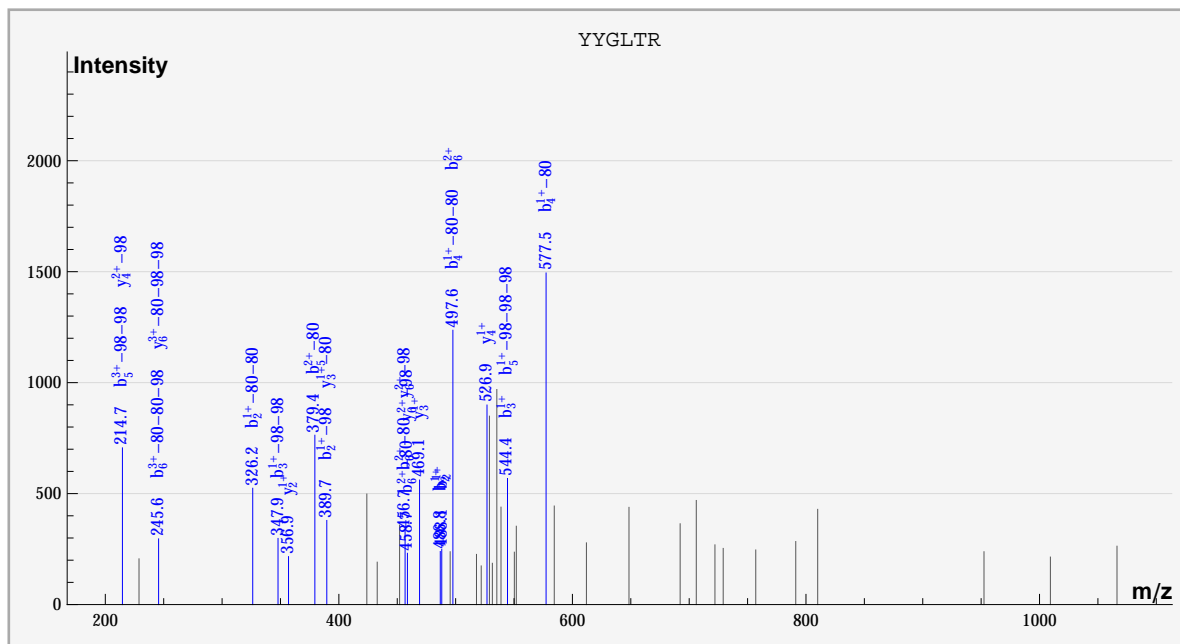
dbValid true SALLHGLSK PHOS(1) 2. 505. -1.73994 5.44449 100. ? 3582.
 S_Acido_new%gi|68567941|gb|AAy80870.1| SALLHGLSK%:PHOS:.....:sample_0%cmpd_1936



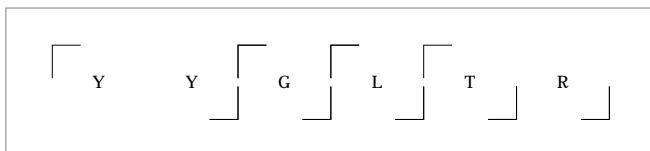
	#	b	b*	#	y	y*	P	P*
S	1							
A	2	✓		8				
L	3		✓	7				
L	4	✓	✓	6	✓			
H	5	✓		5	✓			
G	6	✓		4	✓			
L	7		✓	3	✓			
S	8		✓	2	✓			
K	9	✓		1				



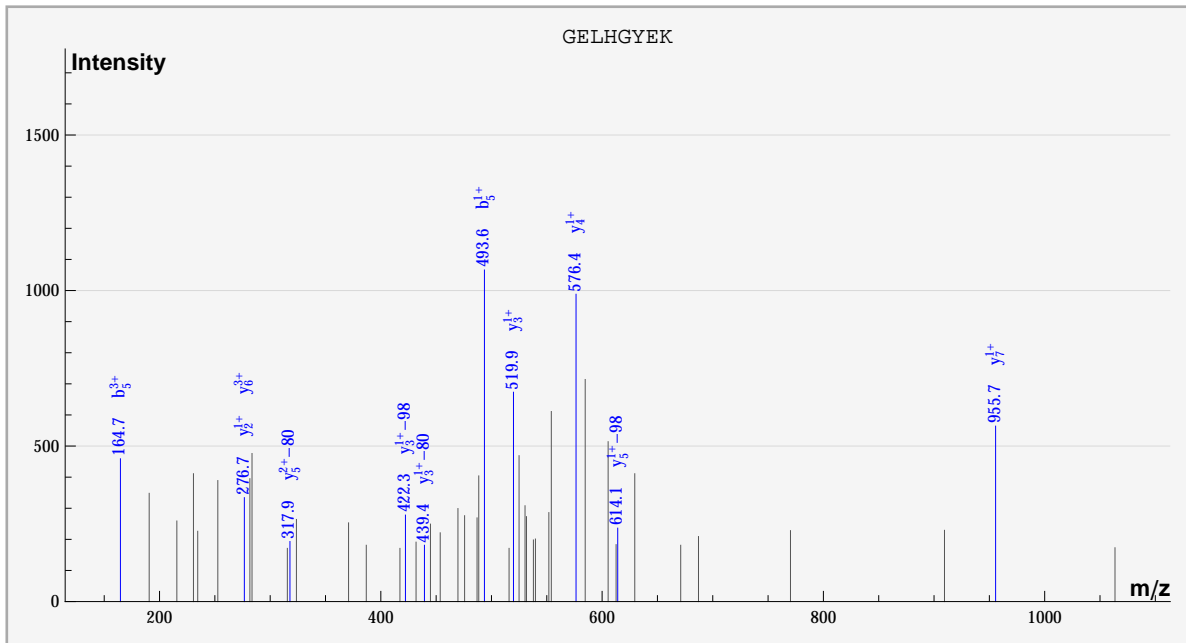
dbValid true YYGLTR PHOS(3) 2. 505. 1.6525 5.40438 100. ? 3642.
 S_Acido_new%gi|68568208|gb|AAY81137.1| YYGLTR%:PHOS:PHOS::PHOS::%sample_0%compd_1986



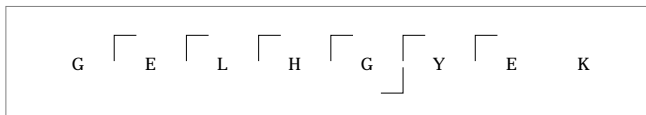
	#	b	b*	#	y	y*	P	P*
Y	1							✓
Y	2	✓	✓	5				
G	3	✓	✓	4	✓	✓		
L	4		✓	3	✓	✓		
T	5		✓	2	✓			
R	6	✓	✓	1				



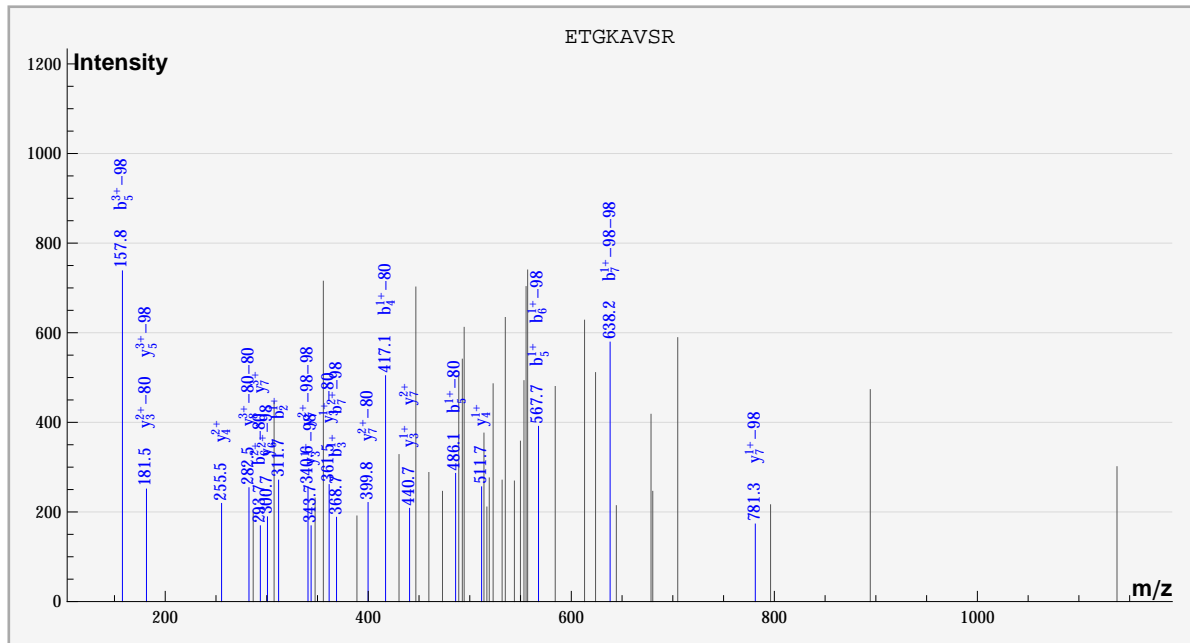
dbValid true GELHGYEK PHOS(1) 2. 505. 1.7104 5.27528 100. ? 3678.
 S_Acido_new%gi|68567410|gb|AAY80339.1| GELHGYEK%:::PHOS:::sample_0%compd_2016



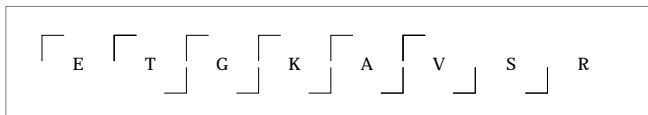
	#	b	b*	#	y	y*	P	P*
G	1							
E	2			7	✓			
L	3			6	✓			
H	4			5		✓		
G	5	✓		4	✓			
Y	6			3	✓	✓		
E	7			2	✓			
K	8			1				



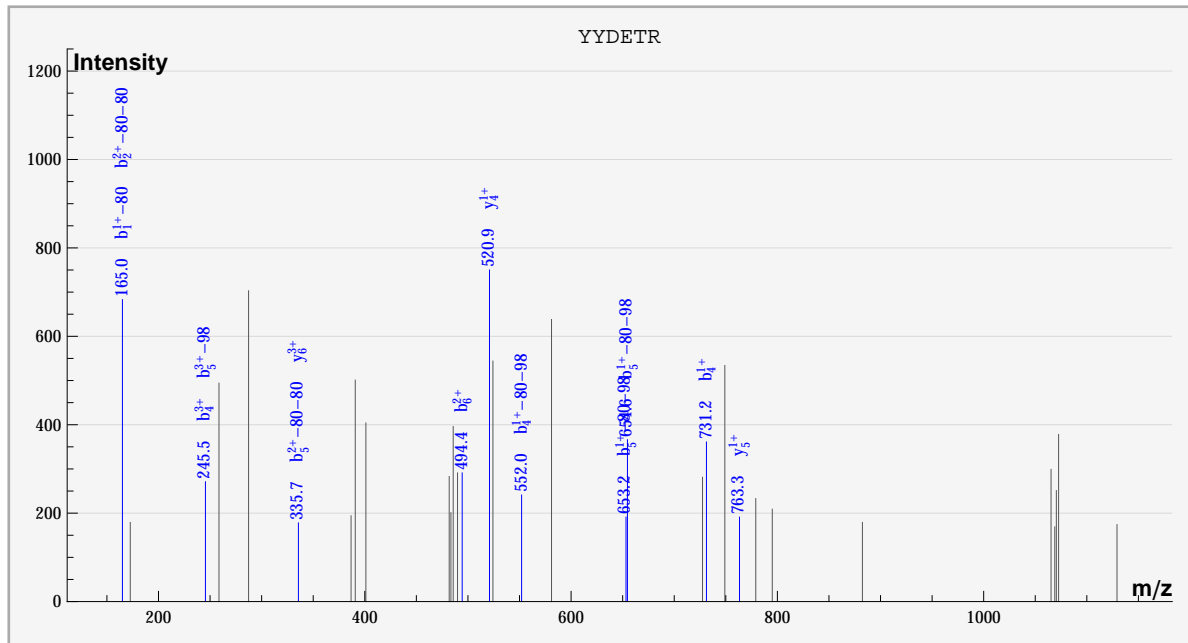
dbValid true ETGKAVSR PHOS(2) 2. 505. -0.798458 5.23777 100. ? 3690.
 S_Acido_new%gi|68568092|gb|AAy81021.1| ETGKAVSR%::PHOS:::PHOS::%sample_0%cmpd_2026



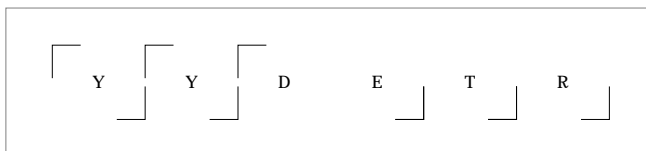
	#	b	b*	#	y	y*	P	P*
E	1							✓
T	2	✓		7	✓	✓		
G	3	✓		6		✓		
K	4		✓	5		✓		
A	5	✓	✓	4	✓			
V	6		✓	3	✓	✓		
S	7		✓	2				
R	8			1				



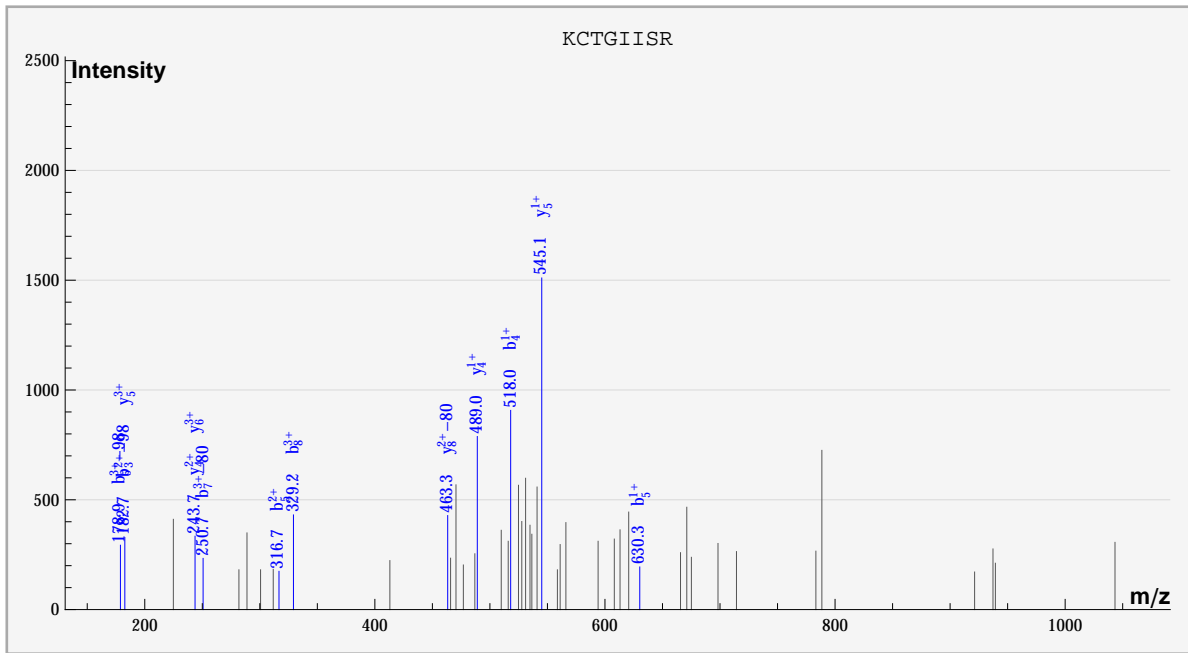
dbValid true YYDETR PHOS(2) 2. 505. -1.34864 5.17588 100. ? 4482.
 S_Acido_new%gi|68566560|gb|AAY79489.1| YYDETR%:PHOS:PHOS::::%sample_0%cmpd_2695



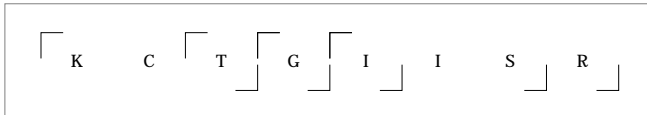
	#	b	b*	#	y	y*	P	P*
Y	1		✓					✓
Y	2		✓	5	✓			
D	3			4	✓			
E	4	✓	✓	3				
T	5		✓	2				
R	6	✓		1				



dbValid true KCTGIISR Cys_CAM(1),PHOS(1) 2. 506. 1.74372 5.14404 100. ? 2004.
 S_Acido_new%gi68567951|gb|AAy80880.1| KCTGIISR::Cys_CAM:PHOS:::sample_0%compd_625

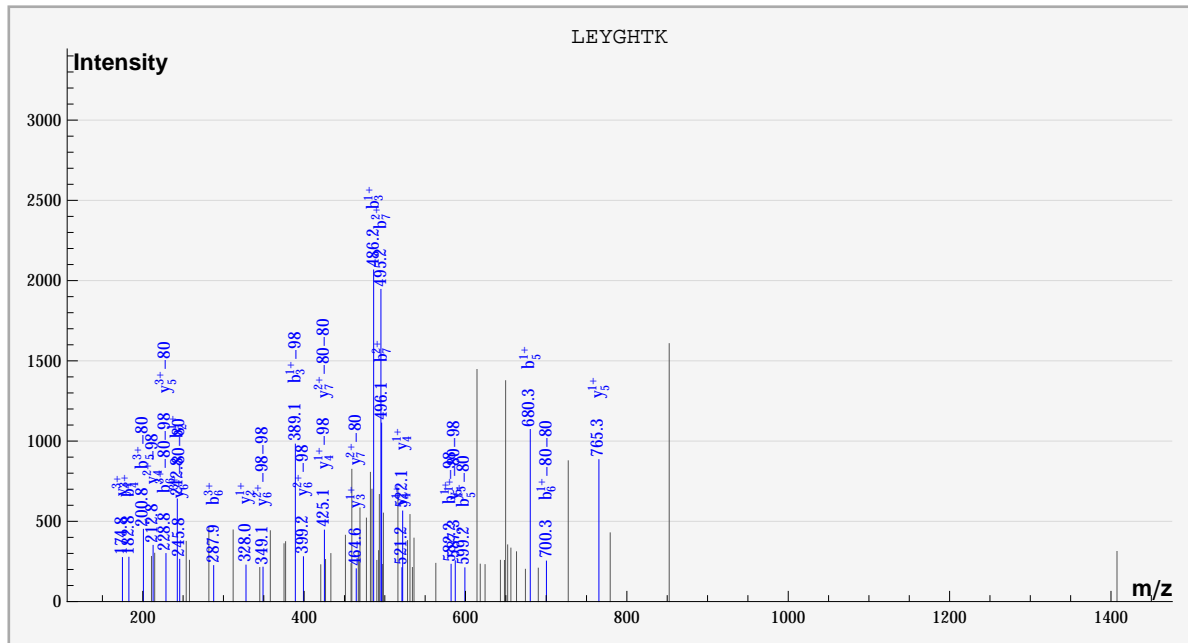


	#	b	b*	#	y	y*	P	P*
K	1							✓
C	2			7				
T	3		✓	6		✓		
G	4	✓		5		✓		
I	5	✓	✓	4		✓		
I	6			3				
S	7		✓	2				
R	8	✓		1				

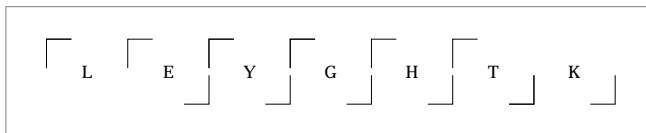


dbValid true LEYGTK PHOS(2) 2. 506. -1.81464 5.13265 100. ? 2094.

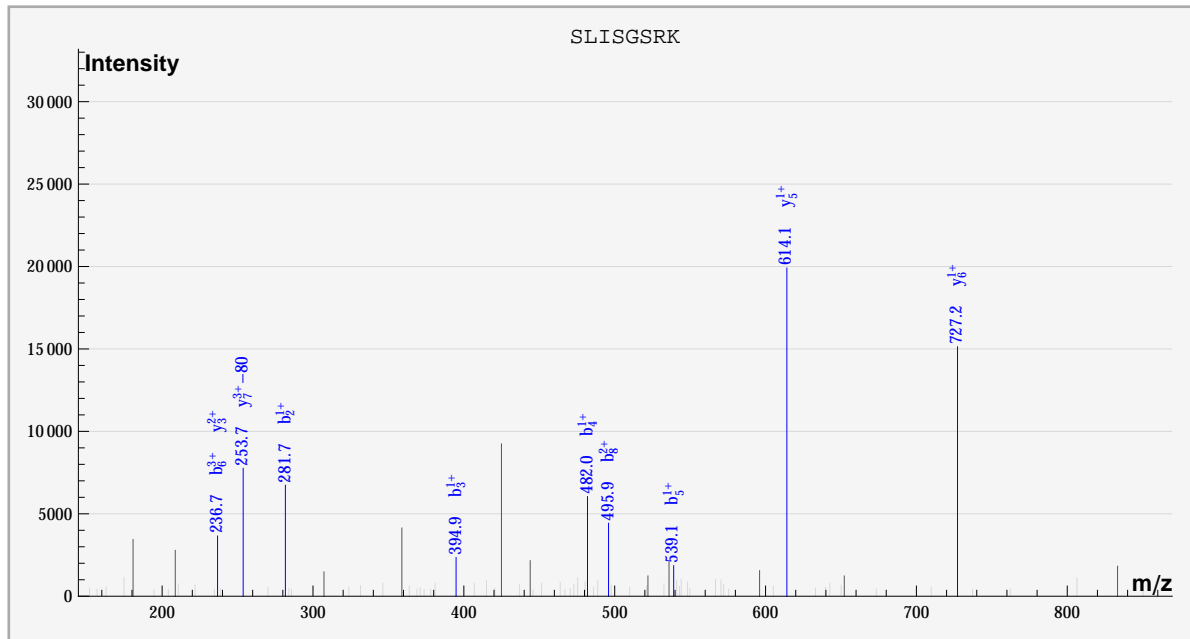
S_Acido_new%gi|68568214|gb|AAy81143.1| LEYGTK%:::PHOS:::PHOS:::sample_1%compd_806



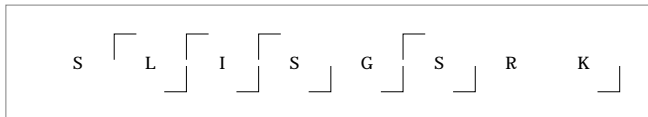
	#	b	b*	#	y	y*	P	P*
L	1							✓
E	2	✓		6		✓		
Y	3	✓	✓	5	✓	✓		
G	4	✓		4	✓	✓		
H	5	✓	✓	3	✓			
T	6	✓	✓	2	✓			
K	7	✓		1				



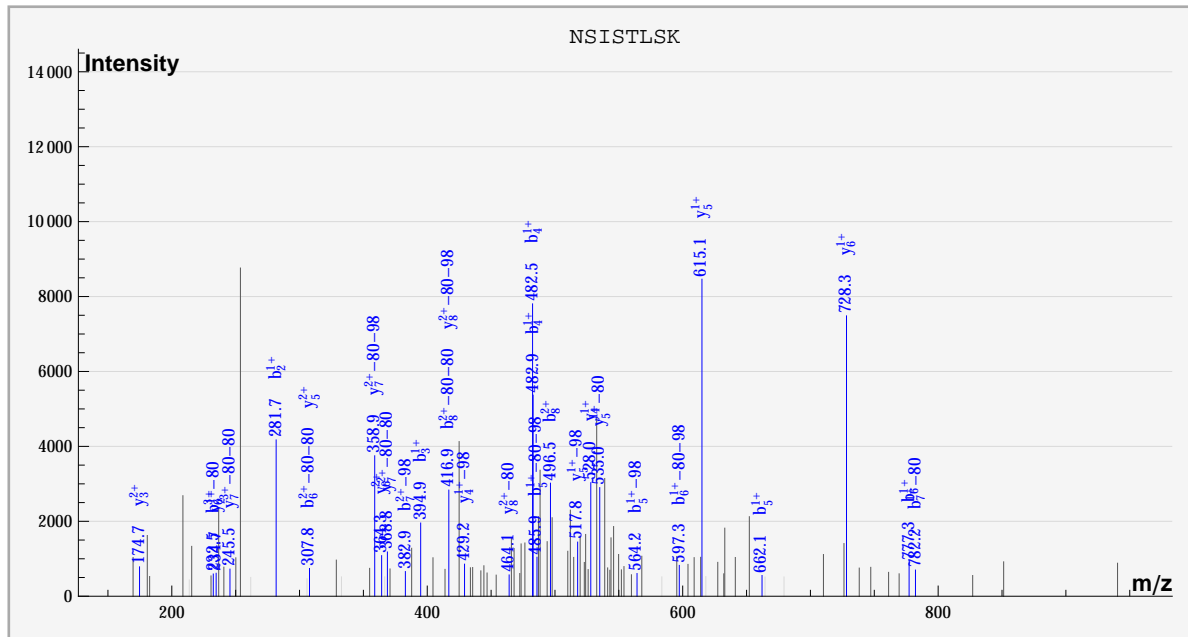
dbValid true SLISGSRK PHOS(2) 2. 506. -1.78026 5.92838 100. ? 2136.
 S_Acido_new%gi|68567524|gb|AAY80453.1| SLISGSRK%:PHOS:::PHOS:::sample_0%compd_735



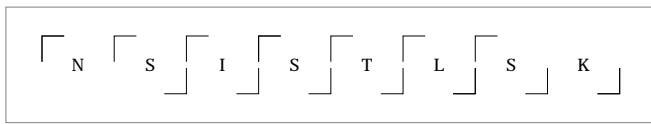
	#	b	b*	#	y	y*	P	P*
S	1							
L	2	✓		7		✓		
I	3	✓		6	✓			
S	4	✓		5	✓			
G	5	✓		4				
S	6	✓		3	✓			
R	7			2				
K	8	✓		1				



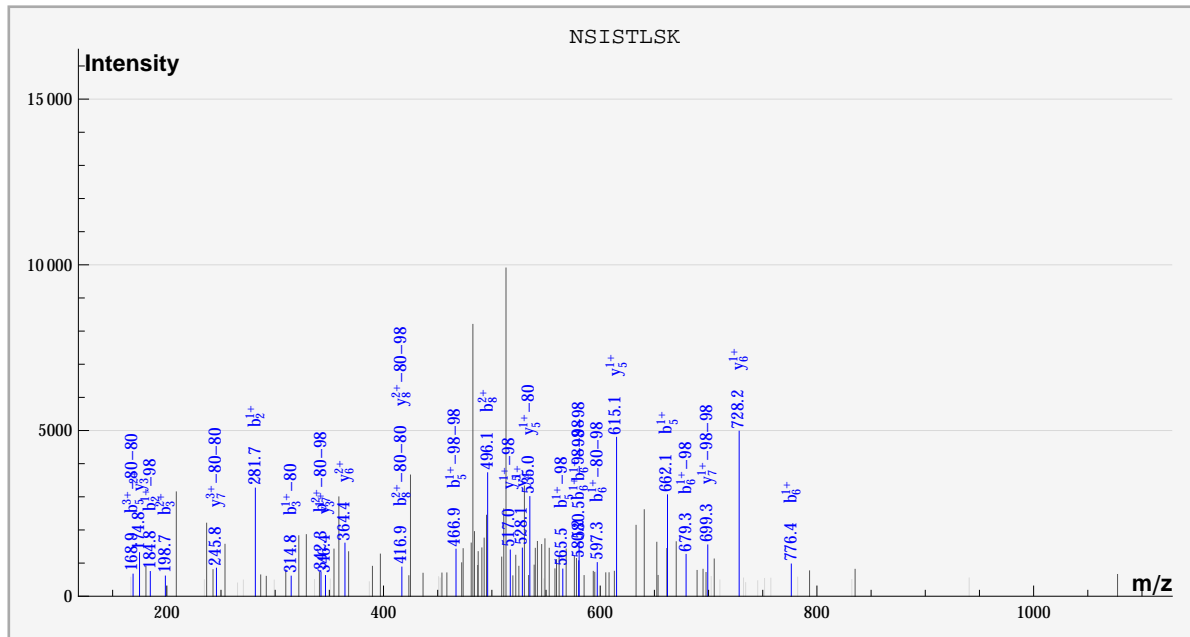
dbValid true NSISTLSK PHOS(2) 2. 506. -0.796243 5.42101 100. ? 2328.
 S_Acido_new%gi|68568458|gb|AAY81387.1| NSISTLSK%::PHOS::PHOS:::%sample_0%compd_896



	#	b	b*	#	y	y*	P	P*
N	1							✓
S	2	✓		7		✓		
I	3	✓		6	✓			
S	4	✓		5	✓	✓		
T	5	✓	✓	4	✓	✓		
L	6	✓	✓	3	✓			
S	7		✓	2	✓			
K	8	✓	✓	1				



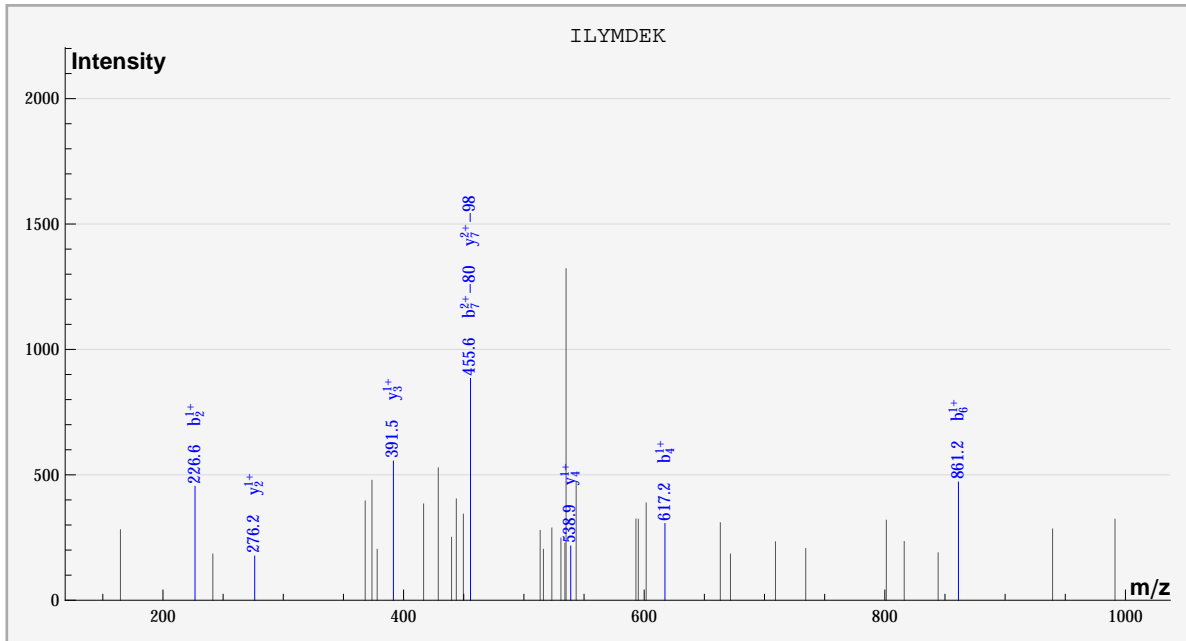
dbValid true NSISTLSK PHOS(2) 2. 506. -0.796243 4.99171 100. ? 2340.
 S_Acido_new%gi|68568458|gb|AA81387.1| NSISTLSK%::PHOS%::PHOS%::%sample_0%compd_906



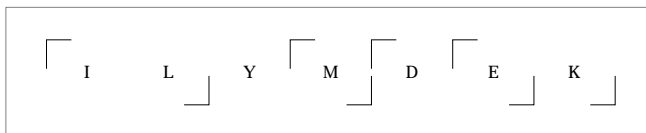
	#	b	b*	#	y	y*	P	P*
N	1							✓
S	2	✓	✓	7		✓		
I	3	✓	✓	6	✓			
S	4			5	✓	✓		
T	5	✓	✓	4	✓			
L	6	✓	✓	3	✓			
S	7			2				
K	8	✓	✓	1				



dbValid true ILYMDEK Oxidation_M(1),PHOS(1) 2. 506. -1.78862 4.92548 100. ? 2388.
 S_Acido_new%gil68567772|gb|AAY80701.1| ILYMDEK%:::PHOS:Oxidation_M::::%sample_1%compd_995

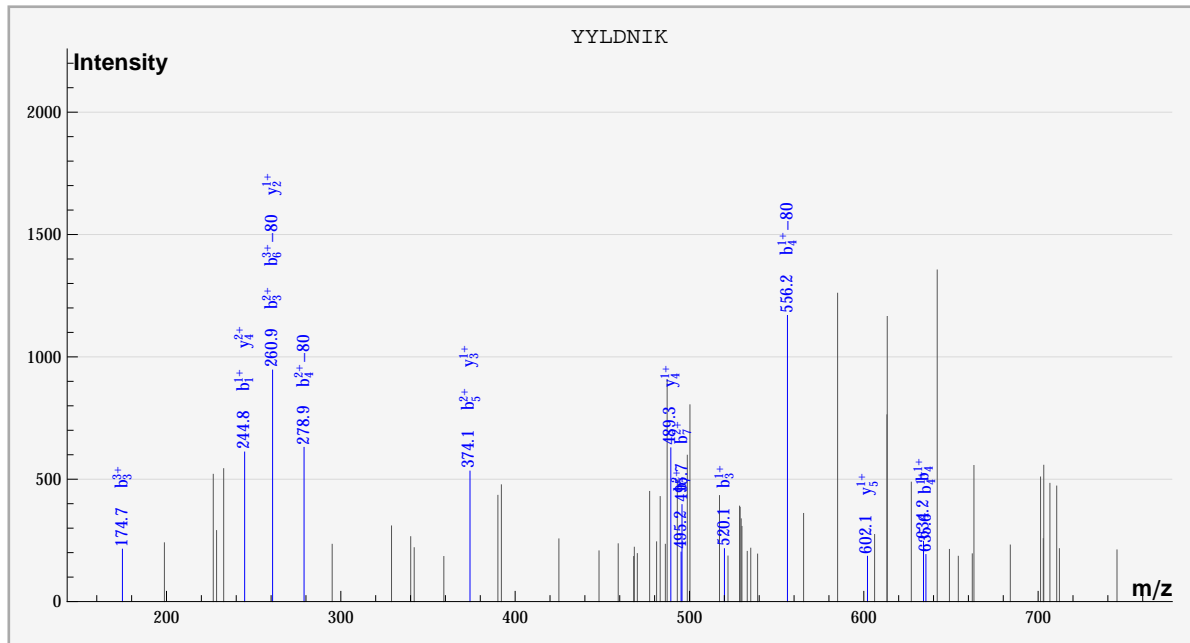


	#	b	b*	#	y	y*	P	P*
I	1							✓
L	2	✓		6				
Y	3			5				
M	4	✓		4	✓			
D	5			3	✓			
E	6	✓		2	✓			
K	7		✓	1				

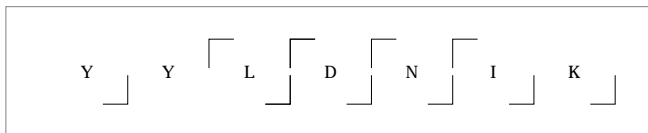


dbValid true YYLDNIK PHOS(1) 2. 506. -1.27448 5.28017 100. ? 3318.

S_Acido_new%gi|68567889|gb|AAY80818.1| YYLDNIK%:PHOS:.....%sample_1%cmpd_1905

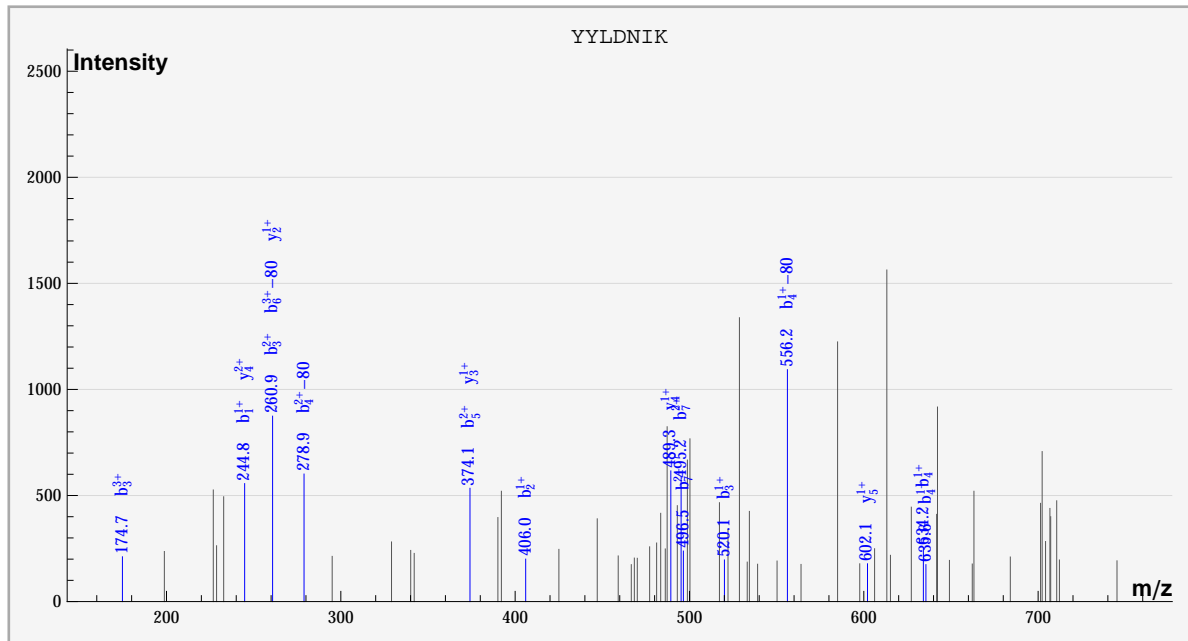


	#	b	b*	#	y	y*	P	P*
Y	1	✓						
Y	2			6				
L	3	✓		5	✓			
D	4	✓	✓	4	✓			
N	5	✓		3	✓			
I	6		✓	2	✓			
K	7	✓		1				

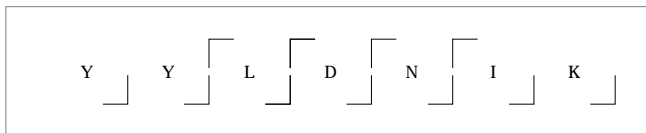


dbValid true YYLDNIK PHOS(1) 2. 506. -1.27448 5.3221 100. ? 3330.

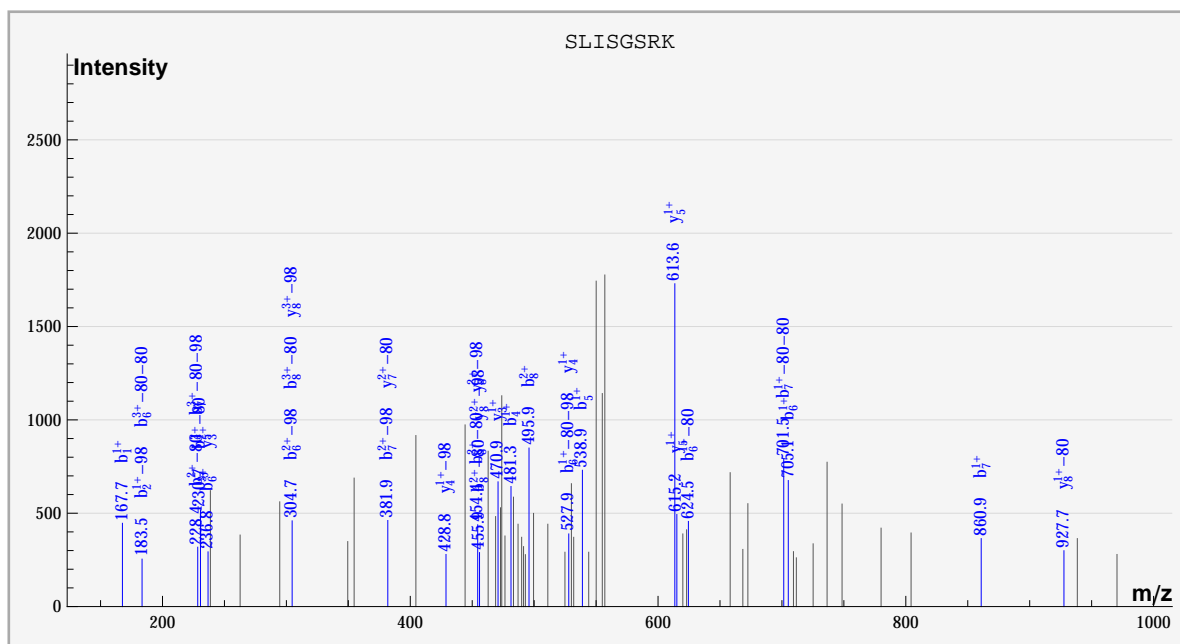
S_Acido_new%gi|68567889|gb|AAY80818.1| YYLDNIK%:PHOS:::sample_1%cmpd_1915



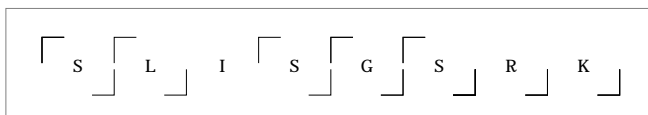
	#	b	b*	#	y	y*	P	P*
Y	1	✓						
Y	2	✓		6				
L	3	✓		5	✓			
D	4	✓	✓	4	✓			
N	5	✓		3	✓			
I	6		✓	2	✓			
K	7	✓		1				



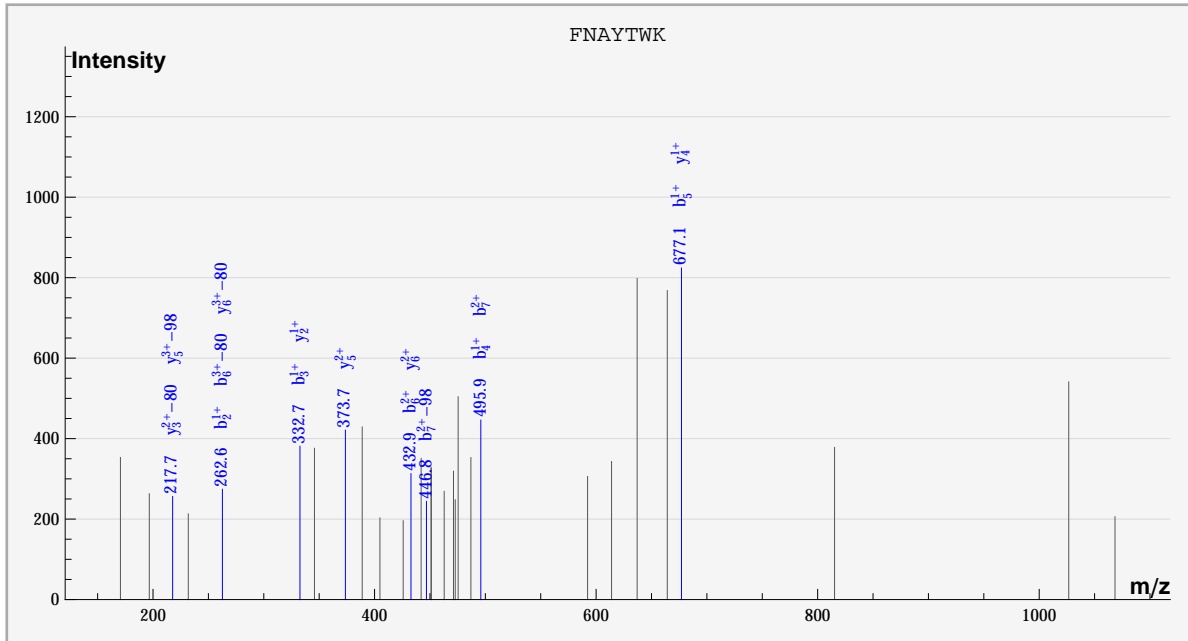
dbValid true SLISGSRK PHOS(2) 2. 506. -1.78026 5.06494 100. ? 3354.
 S_Acido_new%gi|68567524|gb|AAy80453.1| SLISGSRK%:PHOS:::PHOS:::sample_0%compd_1746



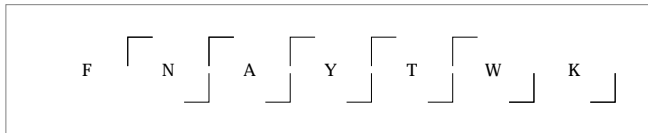
	#	b	b*	#	y	y*	P	P*
S	1	✓						✓
L	2		✓	7		✓		
I	3			6				
S	4	✓		5	✓			
G	5	✓	✓	4	✓	✓		
S	6	✓	✓	3	✓			
R	7	✓	✓	2				
K	8	✓	✓	1				



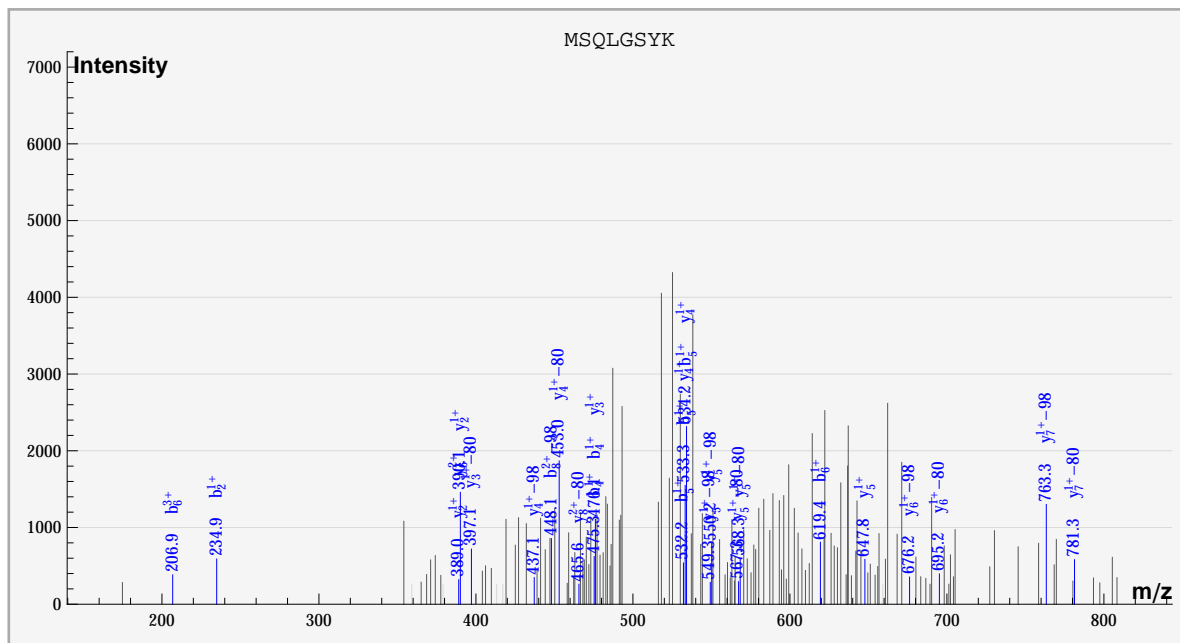
dbValid true FNAYTWK PHOS(1) 2. 506. -0.787418 5.73035 100. ? 4362.
 S_Acido_new%gi|68568207|gb|AAY81136.1| FNAYTWK%::::PHOS:::%sample_0%compd_2592



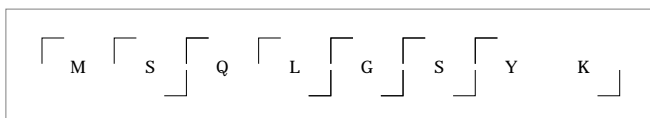
	#	b	b*	#	y	y*	P	P*
F	1							
N	2	✓		6	✓	✓		
A	3	✓		5	✓	✓		
Y	4	✓		4	✓			
T	5	✓		3		✓		
W	6	✓	✓	2	✓			
K	7	✓	✓	1				



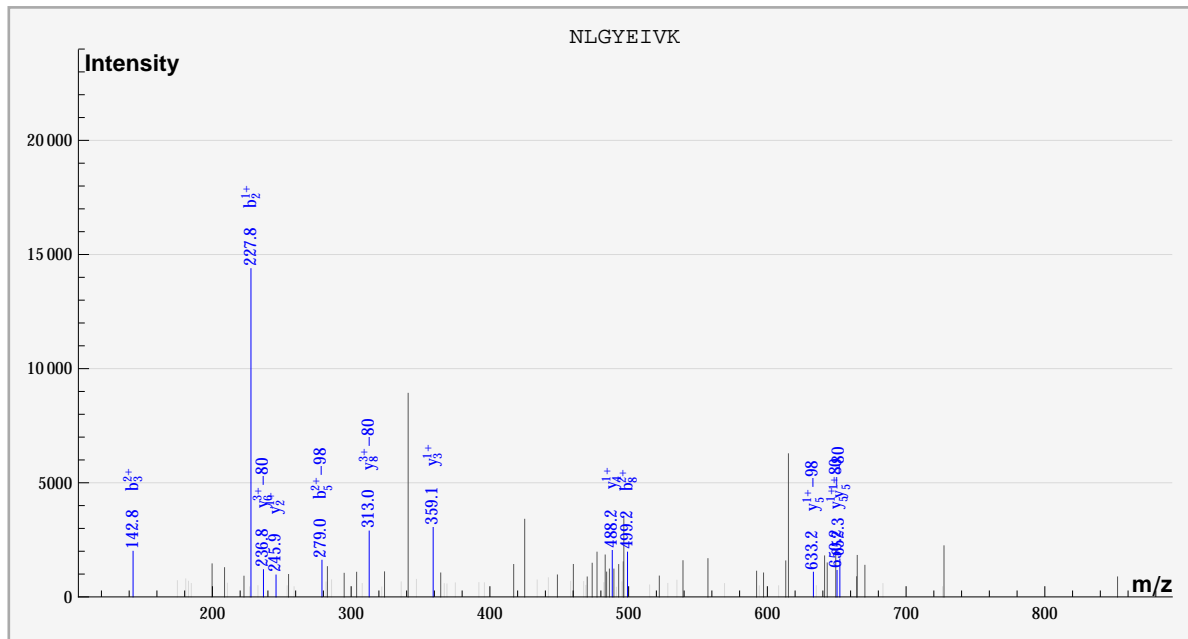
dbValid true MSQLGSYK Oxidation_M(1),PHOS(1) 2. 507. -1.79336 5.89957 100. ? 2118.
 S_Acido_new%gil68567867|gb|AAY80796.1| MSQLGSYK%:Oxidation_M:::::PHOS::%sample_1%cmpd_763



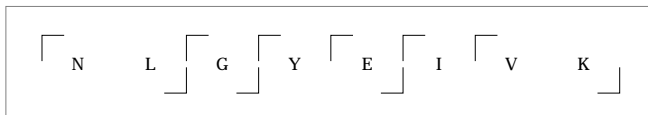
	#	b	b*	#	y	y*	P	P*
M	1							✓
S	2	✓		7		✓		
Q	3			6	✓	✓		
L	4	✓		5	✓	✓		
G	5	✓		4	✓	✓		
S	6	✓		3	✓	✓		
Y	7			2	✓			
K	8		✓	1				



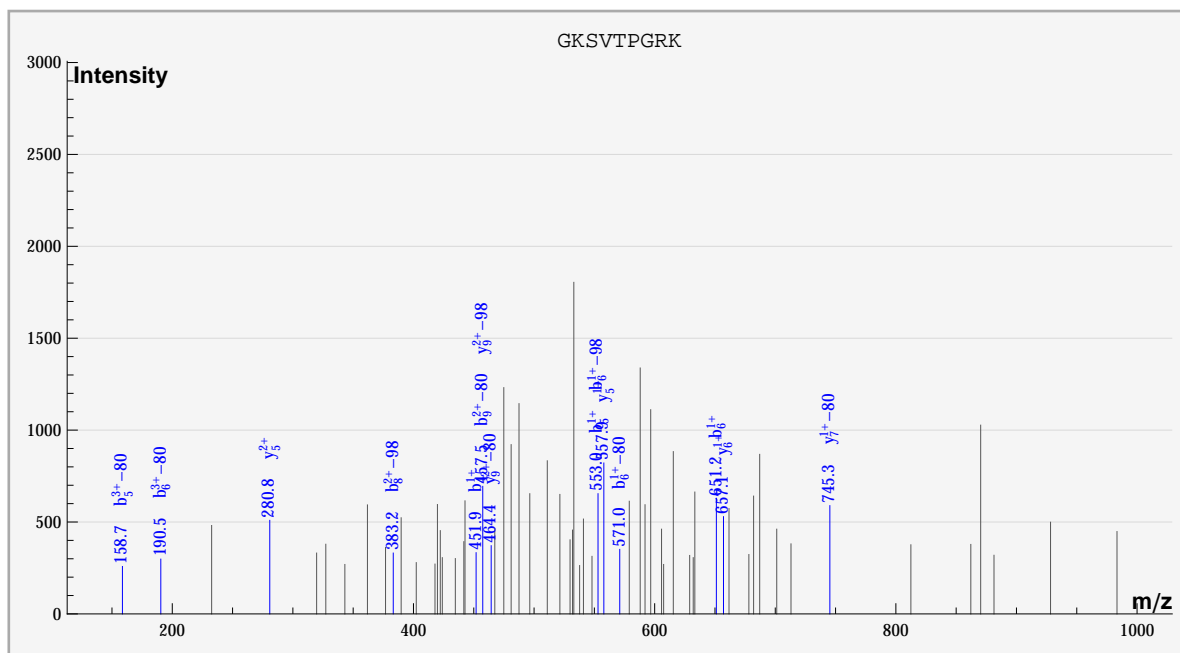
dbValid true NLGYEIVK PHOS(1) 2. 507. 1.24662 5.08099 100. ? 2742.
 S_Acido_new%gi|68566538|gb|AA79467.1| NLGYEIVK%:::PHOS:::%sample_1%cmpd_1390



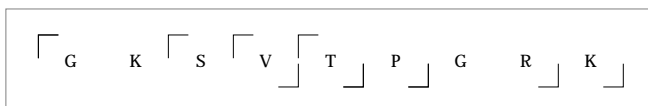
	#	b	b*	#	y	y*	P	P*
N	1							✓
L	2	✓		7				
G	3	✓		6		✓		
Y	4			5		✓		
E	5		✓	4	✓			
I	6			3	✓			
V	7			2	✓			
K	8	✓		1				



dbValid true GKSVTTPGRK PHOS(1) 2. 507. -1.73687 4.87848 100. ? 3438.
 S_Acido_new%gil68567445|gb|AAY80374.1| GKSVTTPGRK%:::PHOS:::sample_0%cmpd_1818

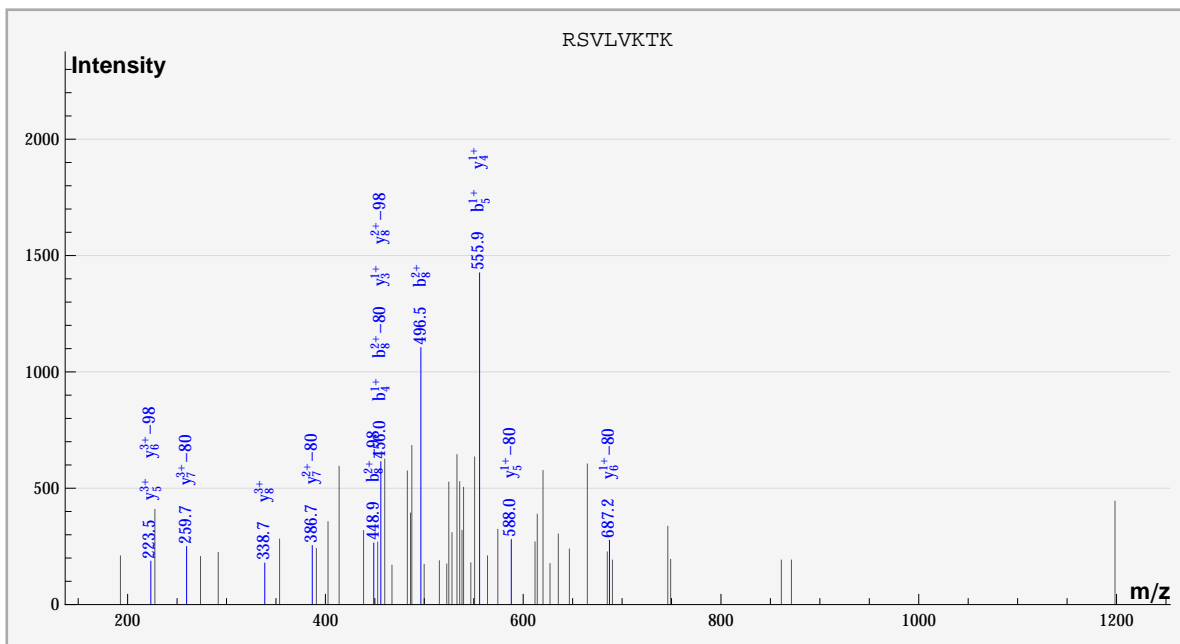


	#	b	b*	#	y	y*	P	P*
G	1							✓
K	2			8				
S	3			7		✓		
V	4	✓		6	✓			
T	5	✓	✓	5	✓			
P	6	✓	✓	4				
G	7			3				
R	8		✓	2				
K	9		✓	1				

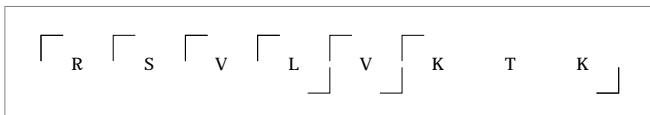


dbValid true RSVLVKTK PHOS(1) 2. 507. -1.20847 4.94452 100. ? 3618.

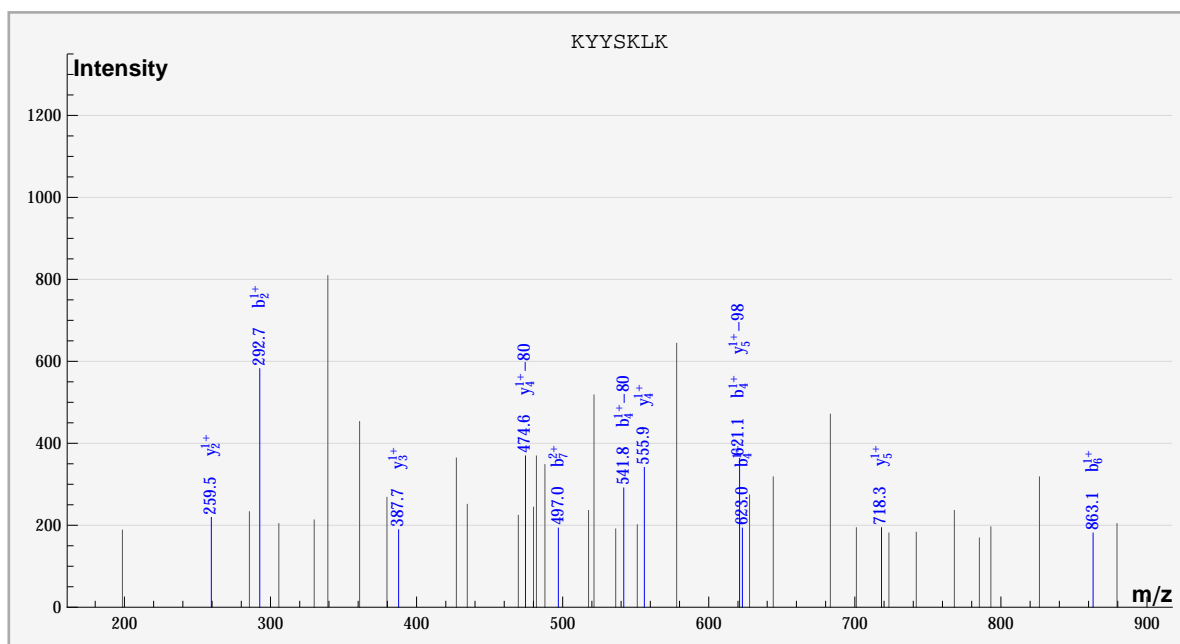
S_Acido_new%gi|68567850|gb|AAY80779.1| RSVLVKTK%:::PHOS::%sample_0%cmpd_1968



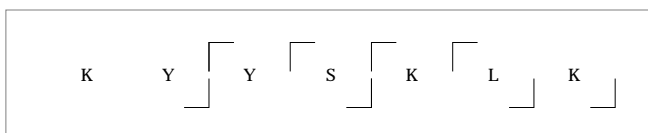
	#	b	b*	#	y	y*	P	P*
R	1						✓	✓
S	2			7		✓		
V	3			6		✓		
L	4	✓		5	✓	✓		
V	5	✓		4	✓			
K	6			3	✓			
T	7			2				
K	8	✓	✓	1				



dbValid true KYYSKLK PHOS(1) 2. 507. -1.74047 5.25776 100. ? 3834.
 S_Acido_new%gi68567417|gb|AAY80346.1| KYYSKLK%::::PHOS::::%sample_0%compd_2148

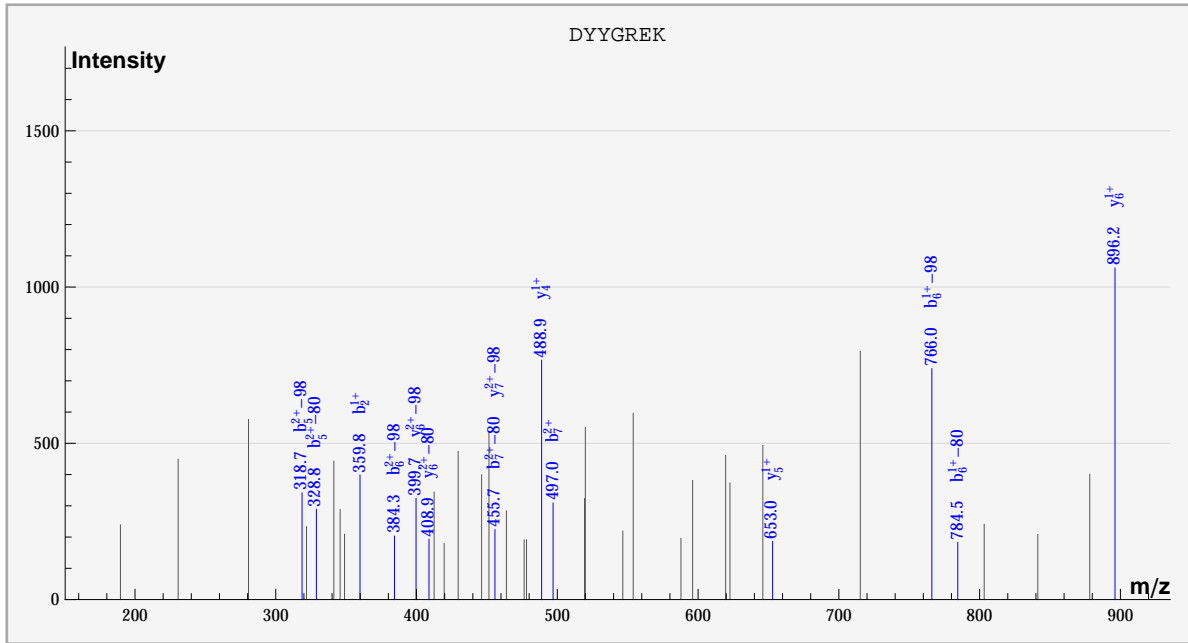


	#	b	b*	#	y	y*	P	P*
K	1							
Y	2	✓		6				
Y	3			5	✓	✓		
S	4	✓	✓	4	✓	✓		
K	5			3	✓			
L	6	✓		2	✓			
K	7	✓		1				

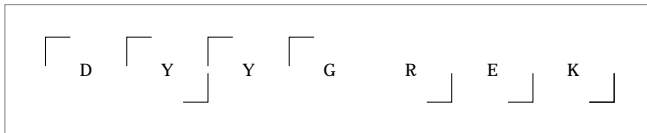


dbValid true DYYGREK PHOS(1) 2. 507. -1.29742 5.21328 100. ? 3966.

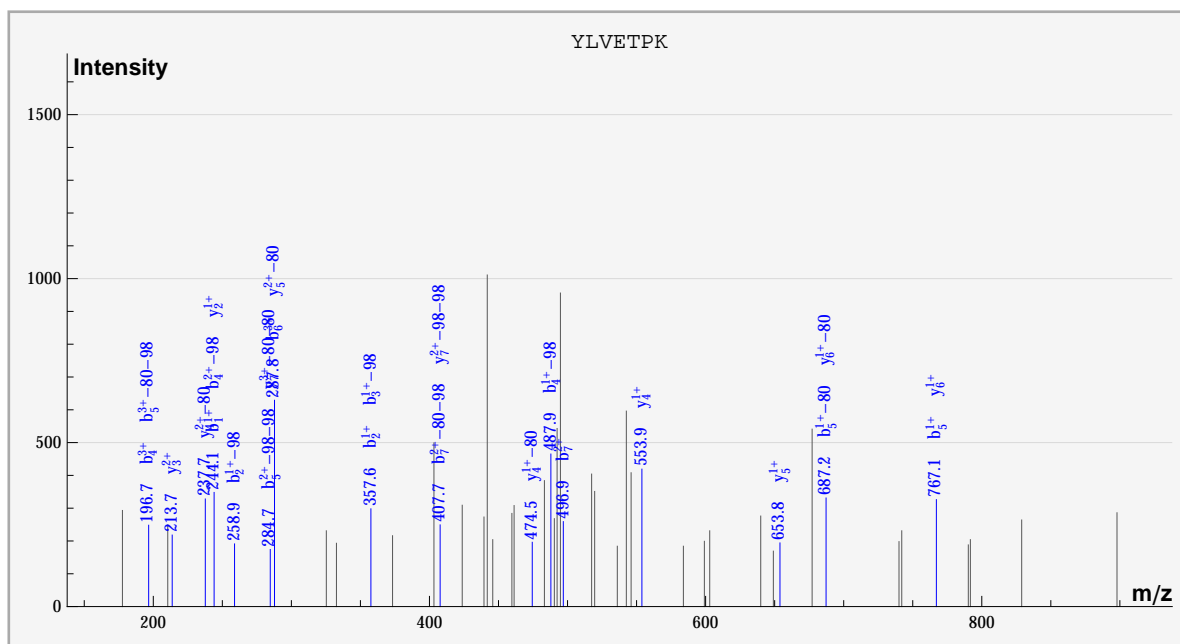
S_Acido_new%gi|68566571|gb|AAY79500.1| DYYGREK%::PHOS:::::sample_0%compd_2258



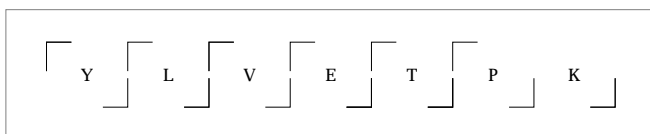
	#	b	b*	#	y	y*	P	P*
D	1							✓
Y	2	✓		6	✓	✓		
Y	3			5	✓			
G	4			4	✓			
R	5		✓	3				
E	6		✓	2				
K	7	✓	✓	1				



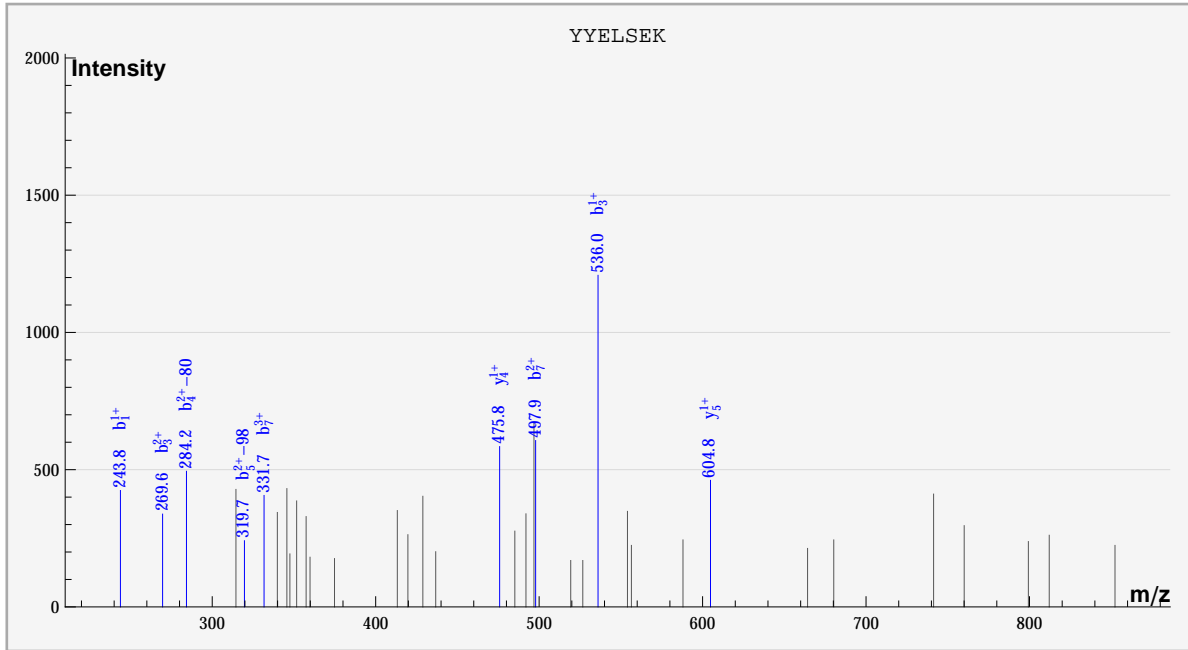
dbValid true YLVETPK PHOS(2) 2. 507. -1.79424 5.29019 100. ? 4488.
 S_Acido_new%gi68566609|gb|AA79538.1| YLVETPK%:PHOS:::PHOS:::sample_0%compd_2697



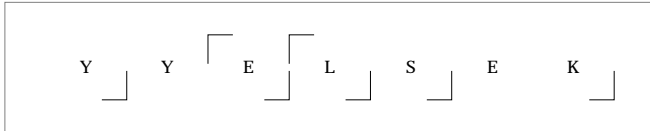
	#	b	b*	#	y	y*	P	P*
Y	1	✓						✓
L	2	✓	✓	6	✓	✓		
V	3		✓	5	✓	✓		
E	4	✓	✓	4	✓	✓		
T	5	✓	✓	3	✓			
P	6	✓		2	✓			
K	7	✓	✓	1				



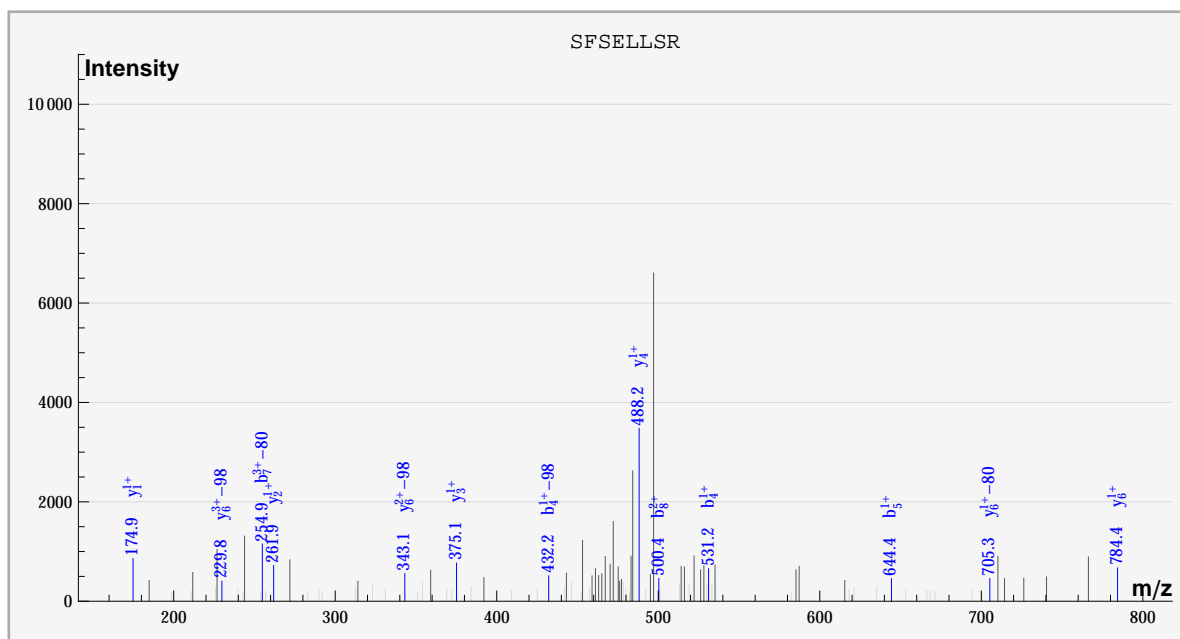
dbValid true YYELSEK PHOS(1) 2. 507. -0.792838 5.11011 100. ? 4512.
 S_Acido_new%gi|68567767|gb|AAY80696.1| YYELSEK%:PHOS:::sample_0%compd_2717



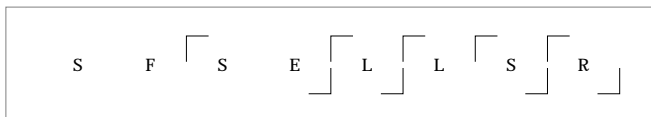
	#	b	b*	#	y	y*	P	P*
Y	1		✓					
Y	2			6				
E	3	✓		5	✓			
L	4		✓	4	✓			
S	5		✓	3				
E	6			2				
K	7	✓		1				



dbValid true SFSELLSR PHOS(1) 2. 508. 1.73388 5.27502 100. ? 1470.
 S_Acido_new%gi|68568668|gb|AAY81597.1| SFSELLSR%:::PHOS:::sample_1%compd_241

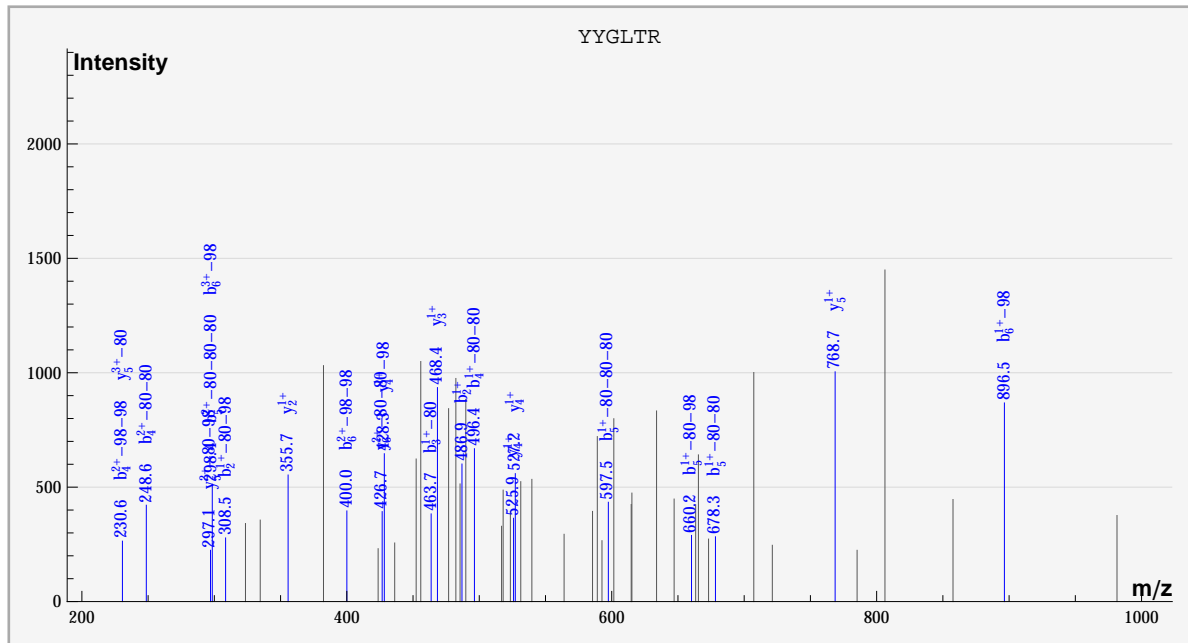


	#	b	b*	#	y	y*	P	P*
S	1							
F	2			7				
S	3			6	✓	✓		
E	4	✓	✓	5				
L	5	✓		4	✓			
L	6			3	✓			
S	7		✓	2	✓			
R	8	✓		1	✓			

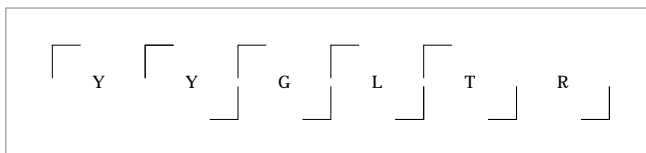


dbValid true YYGLTR PHOS(3) 2. 508. -1.3475 5.17471 100. ? 1602.

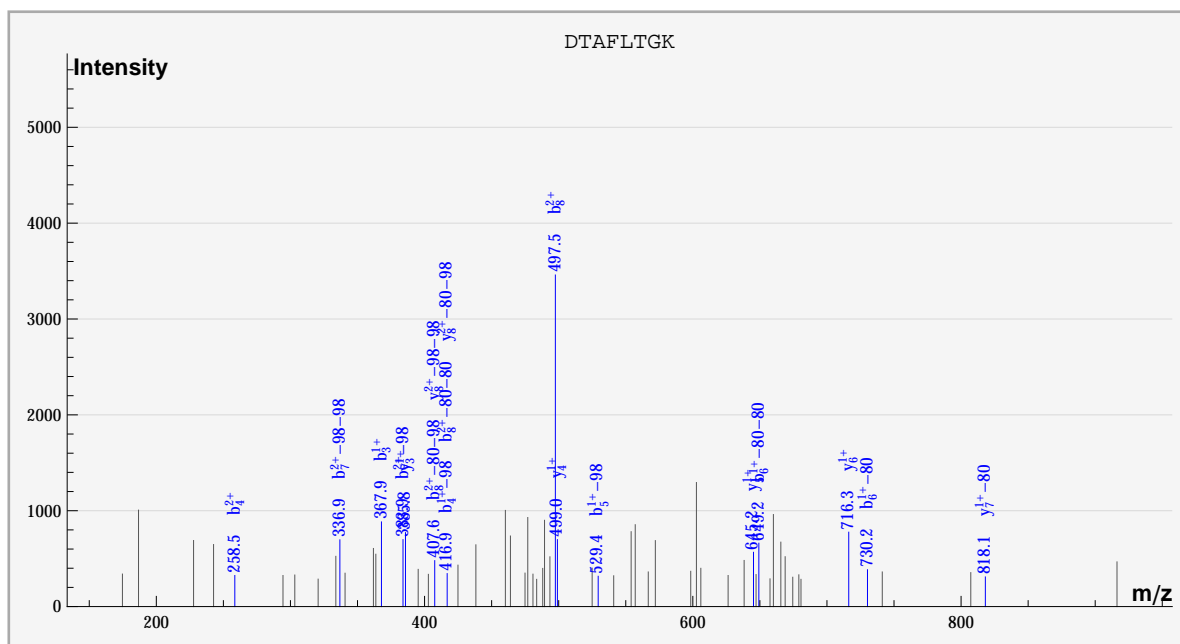
S_Acido_new%gii68568208|gb|AAy81137.1| YYGLTR%:PHOS:PHOS::PHOS::%sample_1%compd_328



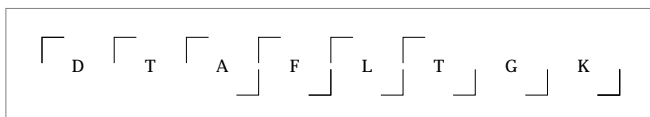
	#	b	b*	#	y	y*	P	P*
Y	1							✓
Y	2	✓	✓	5	✓	✓		
G	3		✓	4	✓	✓		
L	4		✓	3	✓			
T	5		✓	2	✓			
R	6		✓	1				



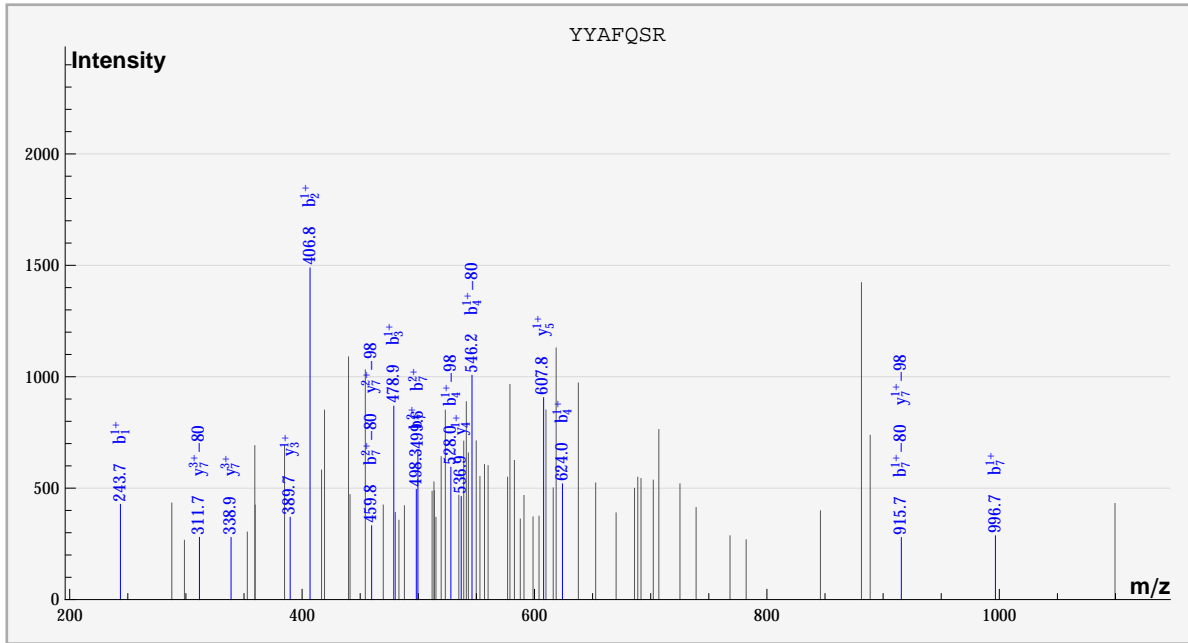
dbValid true DTAFLTGK PHOS(2) 2. 508. -1.30698 5.2563 100. ? 1776.
 S_Acido_new%gi|68568548|gb|AAy81477.1| DTAFLTGK%::PHOS:::PHOS:::sample_0%compd_437



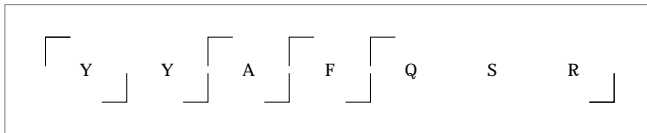
	#	b	b*	#	y	y*	P	P*
D	1							✓
T	2			7		✓		
A	3	✓		6	✓			
F	4	✓	✓	5	✓			
L	5		✓	4	✓			
T	6		✓	3	✓			
G	7		✓	2				
K	8	✓	✓	1				



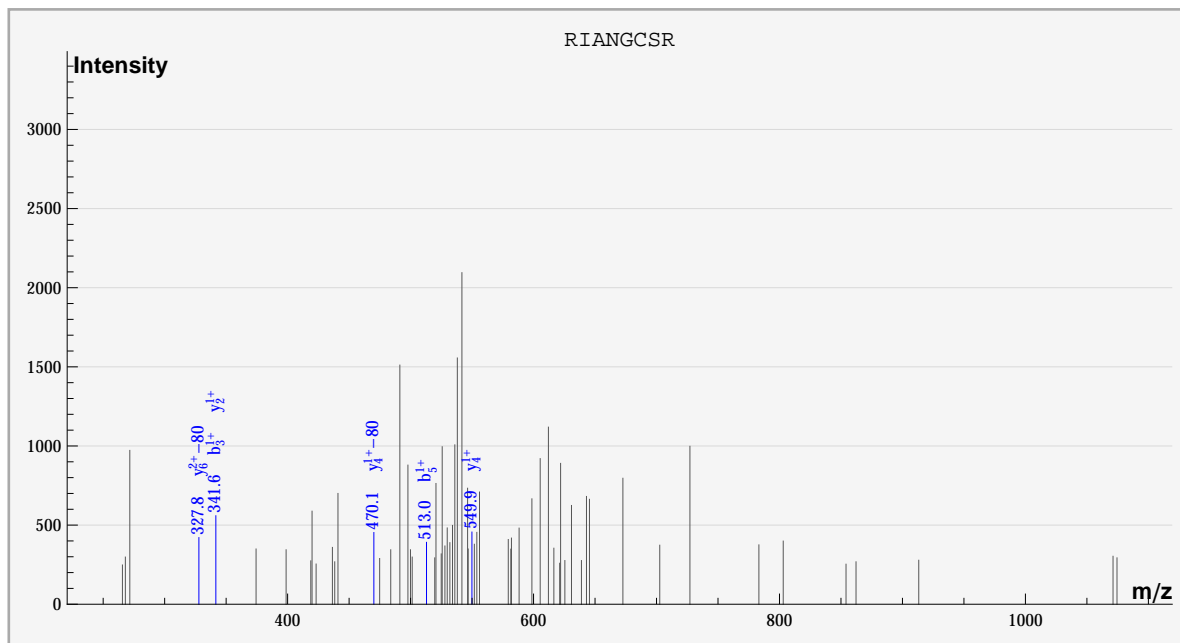
dbValid true YYAFQSR PHOS(1) 2. 508. -0.292333 5.20525 100. ? 3078.
 S_Acido_new%gi|68566680|gb|AAY79609.1| YYAFQSR%:PHOS:::sample_0%cmpd_1518



	#	b	b*	#	y	y*	P	P*
Y	1	✓					✓	✓
Y	2	✓		6				
A	3	✓		5	✓			
F	4	✓	✓	4	✓			
Q	5			3	✓			
S	6			2				
R	7	✓	✓	1				



dbValid true RIANGCSR Cys_CAM(1).PHOS(1) 2. 508. -0.779053 4.86201 100. ? 3294.
 S_Acido_new%gil68568392|gb|AAY81321.1| RIANGCSR%:::Cys_CAM:PHOS::%sample_0%cmpd_1698

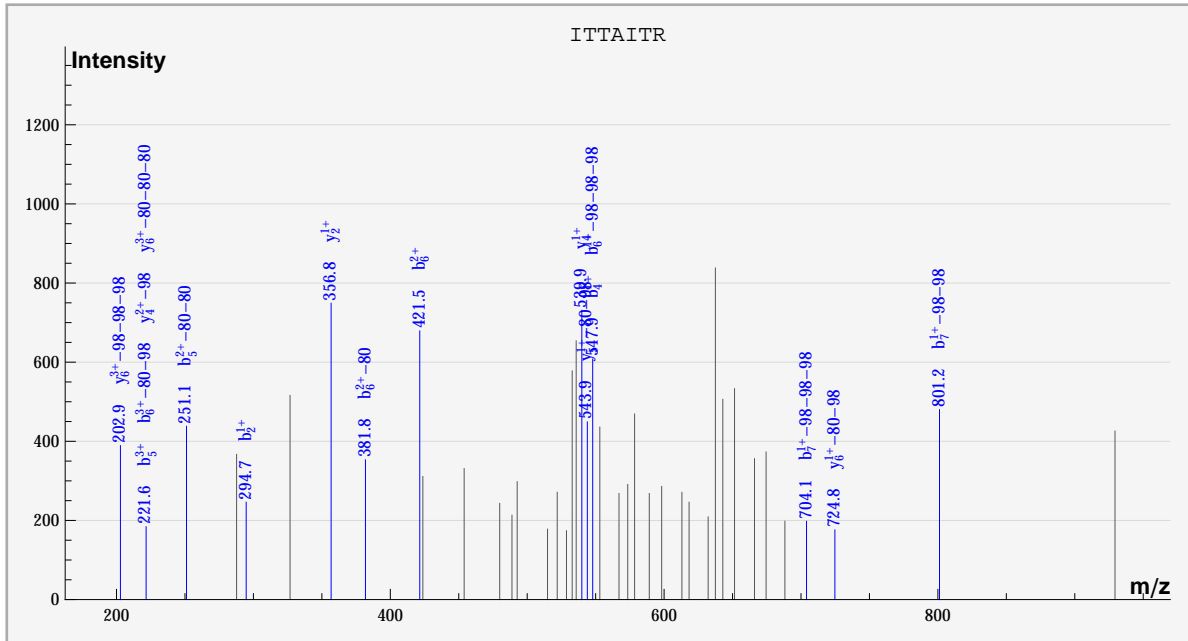


	#	b	b*	#	y	y*	P	P*
R	1							
I	2			7				
A	3	✓		6		✓		
N	4			5				
G	5	✓		4	✓	✓		
C	6			3				
S	7			2	✓			
R	8			1				

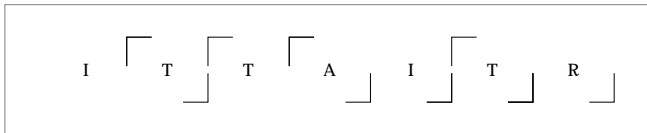


dbValid true ITTAITR PHOS(3) 2. 508. 0.186707 5.01302 100. ? 3702.

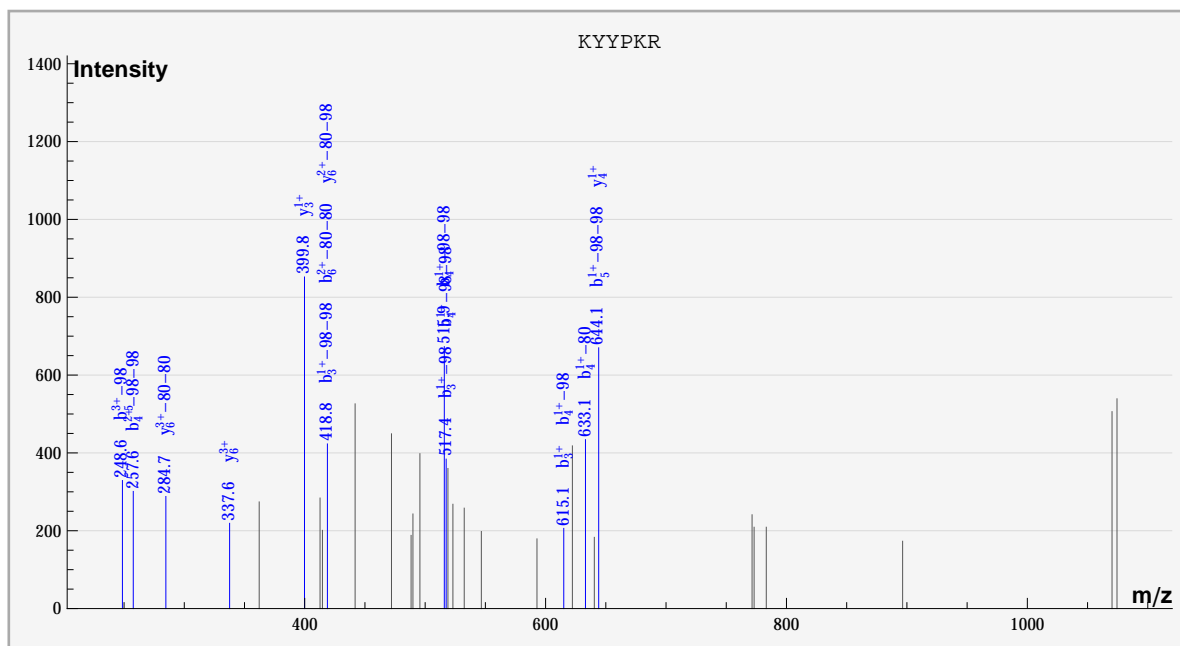
S_Acido_new%gi|68566904|gb|AAy79833.1| ITTAITR%::PHOS:PHOS::PHOS::%sample_0%compd_2039



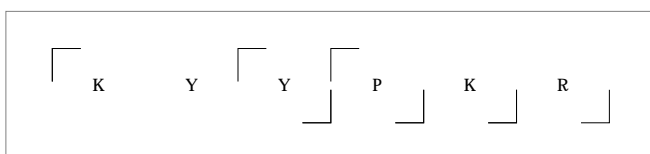
	#	b	b*	#	y	y*	P	P*
I	1							
T	2	✓		6		✓		
T	3			5		✓		
A	4	✓		4	✓	✓		
I	5	✓	✓	3				
T	6	✓	✓	2	✓			
R	7		✓	1				



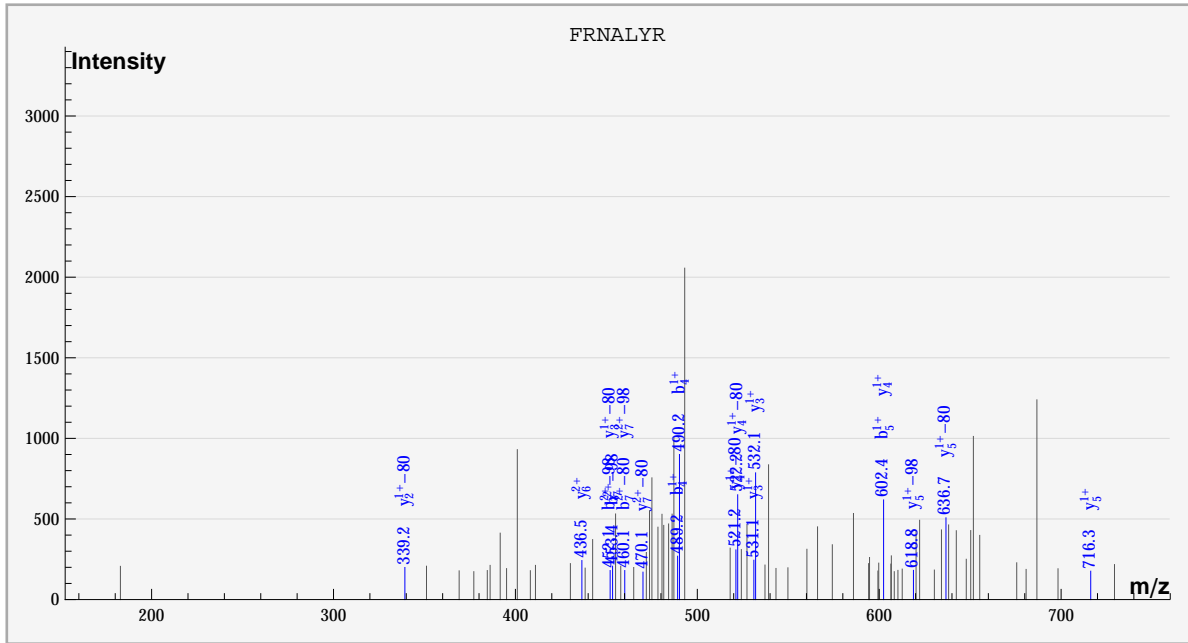
dbValid true KYYPKR PHOS(2) 2. 508. -0.285908 4.91394 100. ? 4440.
 S_Acido_new%gi|68567340|gb|AAy80269.1| KYYPKR%::PHOS:PHOS:::sample_0%cmpd_2655



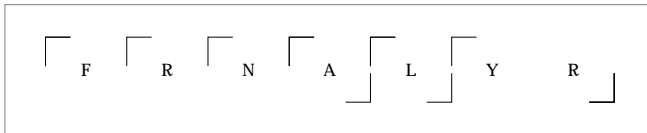
	#	b	b*	#	y	y*	P	P*
K	1						✓	✓
Y	2			5				
Y	3	✓	✓	4	✓			
P	4		✓	3	✓			
K	5		✓	2				
R	6		✓	1				



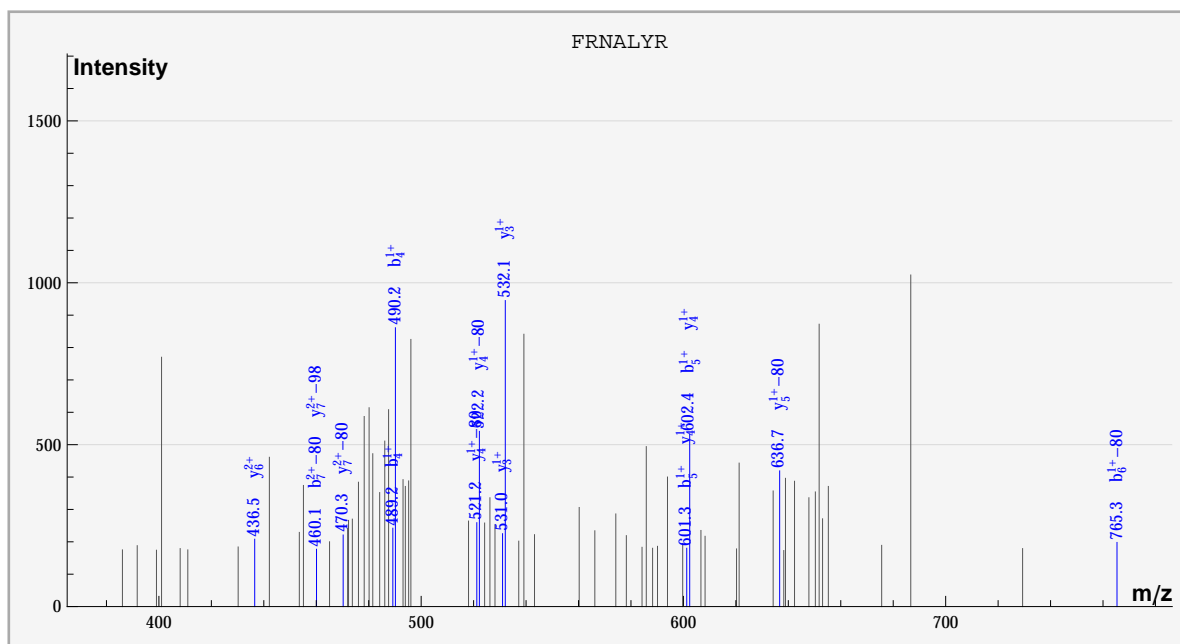
dbValid true FRNALYR PHOS(1) 2. 509. 1.24475 5.2405 100. ? 1626.
 S_Acido_new%gi68567555|gb|AAY80484.1| FRNALYR%:::PHOS::%sample_1%compd_350



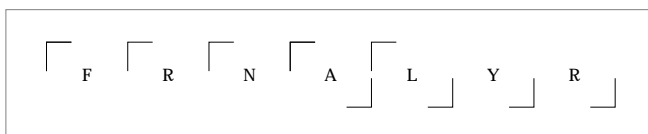
	#	b	b*	#	y	y*	P	P*
F	1							✓
R	2			6	✓			
N	3			5	✓	✓		
A	4	✓		4	✓	✓		
L	5	✓		3	✓	✓		
Y	6			2		✓		
R	7		✓	1				



dbValid true FRNALYR PHOS(1) 2. 509. 1.24475 5.01215 100. ? 1650.
 S_Acido_new%gi|68567555|gb|AAY80484.1| FRNALYR%:::PHOS:::sample_1%compd_370

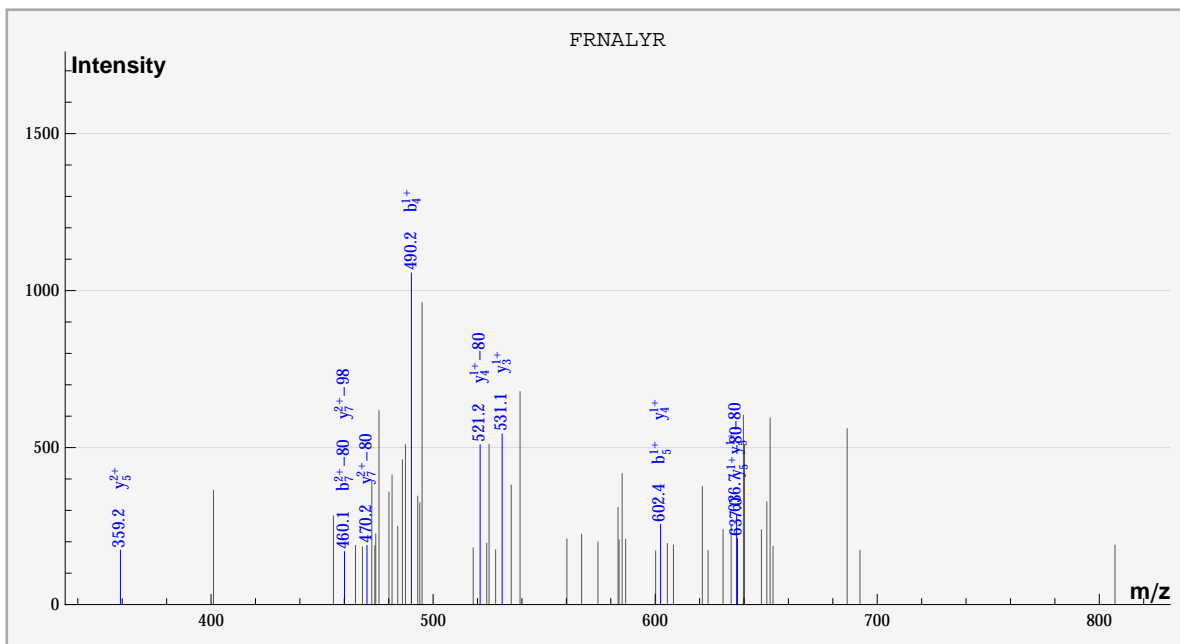


	#	b	b*	#	y	y*	P	P*
F	1							✓
R	2			6	✓			
N	3			5		✓		
A	4	✓		4	✓	✓		
L	5	✓		3	✓			
Y	6		✓	2				
R	7		✓	1				

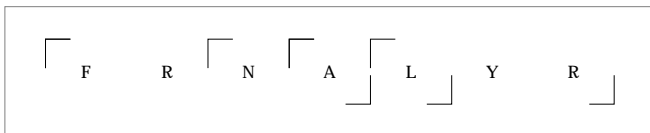


dbValid true FRNALYR PHOS(1) 2. 509. 1.24475 5.3041 100. ? 1698.

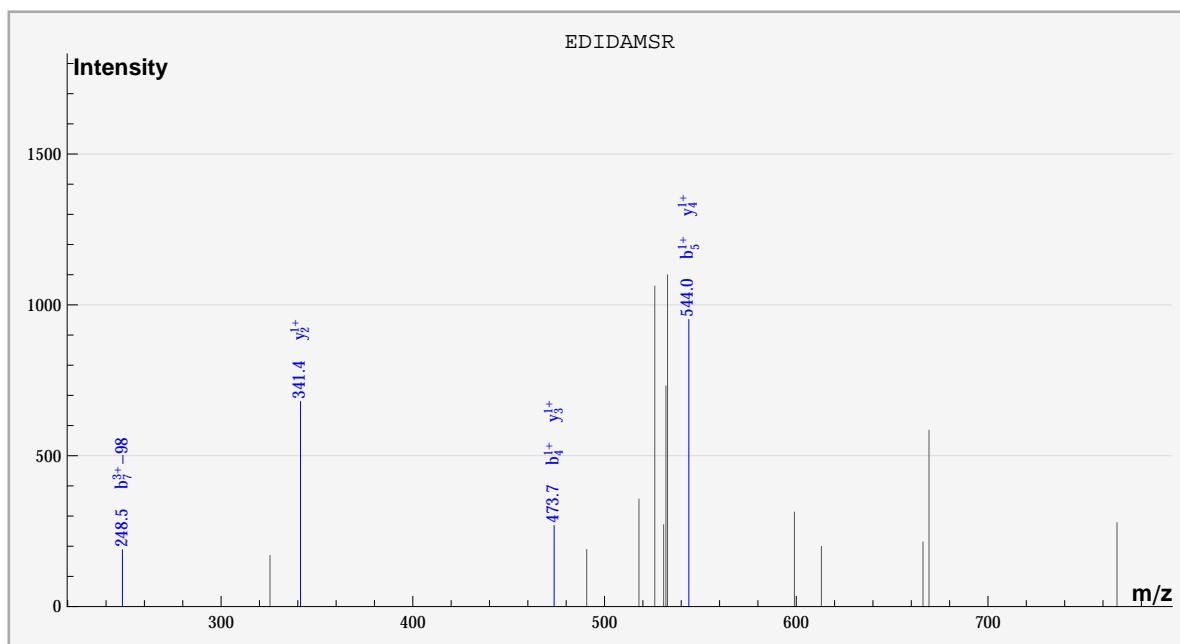
S_Acido_new%gi|68567555|gb|AAY80484.1| FRNALYR%:::PHOS::%sample_1%compd_411



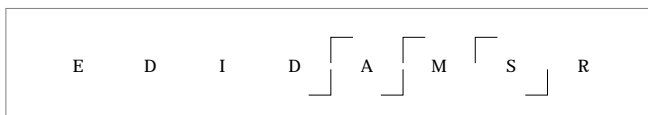
	#	b	b*	#	y	y*	P	P*
F	1							✓
R	2			6				
N	3			5	✓	✓		
A	4	✓		4	✓	✓		
L	5	✓		3	✓			
Y	6			2				
R	7		✓	1				



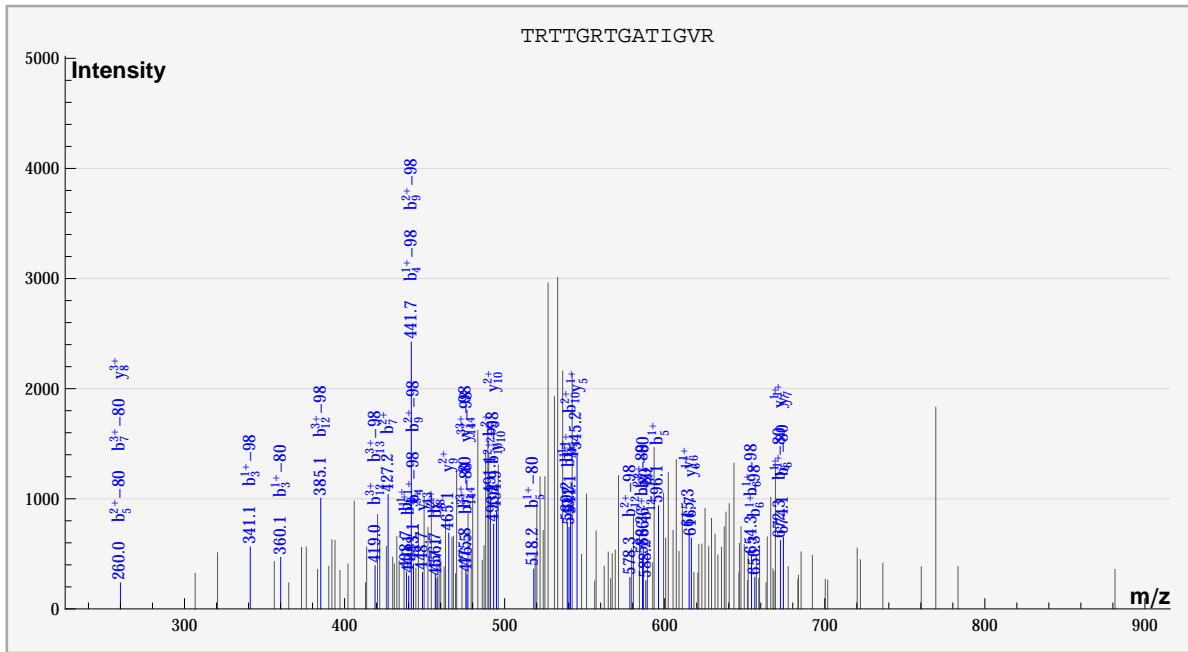
dbValid true EDIDAMSR PHOS(1) 2. 509. -0.308648 5.06082 100. ? 2472.
 S_Acido_new%gi|68568565|gb|AAY81494.1| EDIDAMSR%:::::PHOS::%sample_1%compd_1069



	#	b	b*	#	y	y*	P	P*
E	1							
D	2			7				
I	3			6				
D	4	✓		5				
A	5	✓		4	✓			
M	6			3	✓			
S	7		✓	2	✓			
R	8			1				



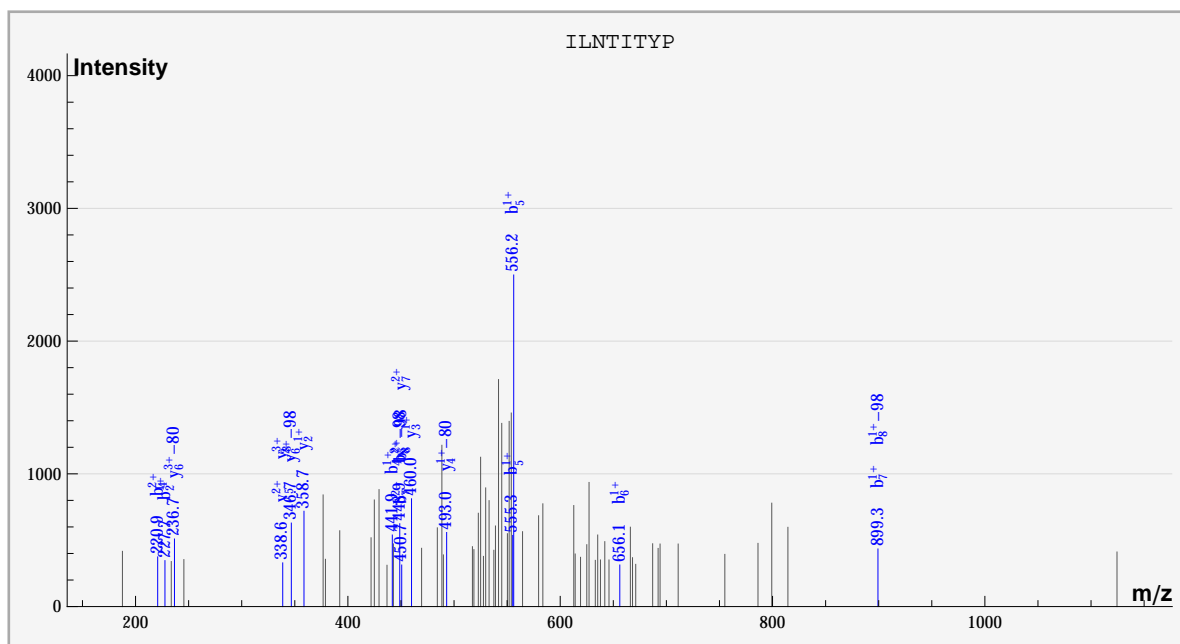
dbValid true TRTTGRTGATIGVR PHOS(1) 3. 509. 0.598135 5.02906 100. ? 2520.
 S_Acido_new%gi|68566578|gb|AA79507.1| TRTTGRTGATIGVR%:PHOS:::sample_1%cmpd_1097



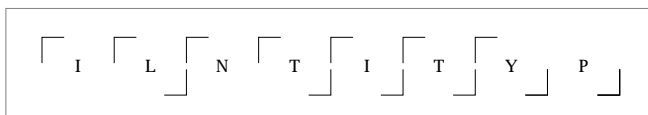
	#	b	b*	#	y	y*	P	P*
T	1							✓
R	2			13	✓			
T	3	✓	✓	12				
T	4	✓	✓	11				
G	5	✓	✓	10	✓			
R	6		✓	9	✓			
T	7	✓	✓	8	✓			
G	8	✓	✓	7	✓			
A	9	✓	✓	6	✓			
T	10	✓	✓	5	✓			
I	11			4				
G	12	✓	✓	3				
V	13		✓	2				
R	14		✓	1				

[T [R [T] T] G [R [T] G [A [T] I [G] V] R]

dbValid true ILNTITYP PHOS(1) 2. 509. -1.251 4.84181 100. ? 3126.
 S_Acido_new%gi|68567897|gb|AA80826.1| ILNTITYP%:::PHOS::%sample_0%compd_1559

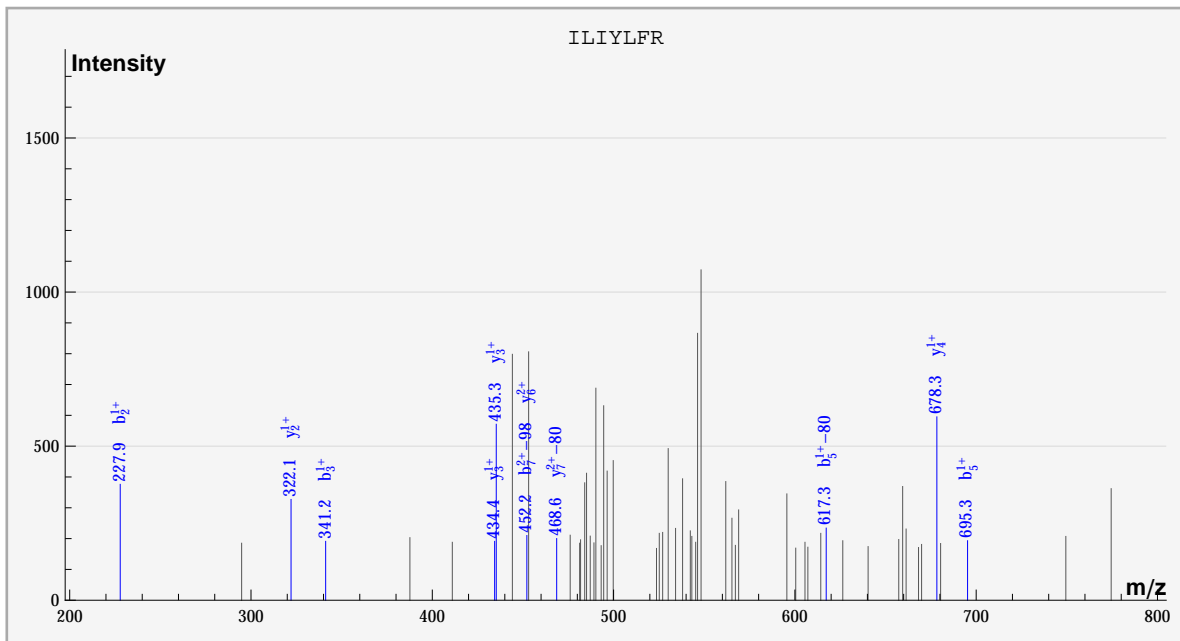


	#	b	b*	#	y	y*	P	P*
I	1							✓
L	2	✓		7	✓			
N	3			6		✓		
T	4	✓		5	✓			
I	5	✓		4		✓		
T	6	✓		3	✓			
Y	7	✓		2	✓			
P	8		✓	1				

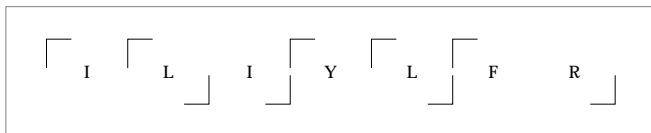


dbValid true ILIYLFR PHOS(1) 2. 509. 0.280262 5.23663 100. ? 3132.

S_Acido_new%gi|68568039|gb|AAY80968.1| ILIYLFR%::::PHOS::::%sample_1%cmpd_1613

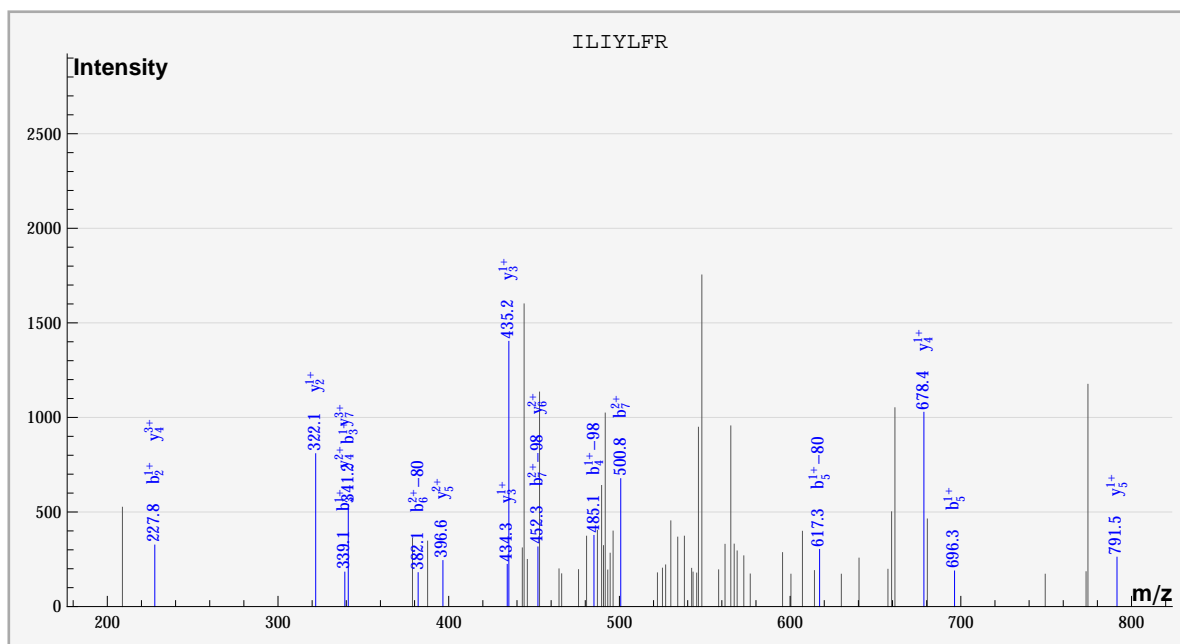


	#	b	b*	#	y	y*	P	P*
I	1							✓
L	2	✓		6	✓			
I	3	✓		5				
Y	4			4	✓			
L	5	✓	✓	3	✓			
F	6			2	✓			
R	7		✓	1				

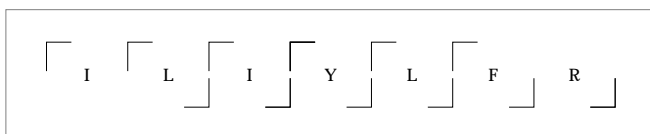


dbValid true ILIYLFR PHOS(1) 2. 509. 0.280262 5.73002 100. ? 3156.

S_Acido_new%gi|68568039|gb|AAY80968.1| ILIYLFR%::::PHOS::::%sample_1%compd_1633

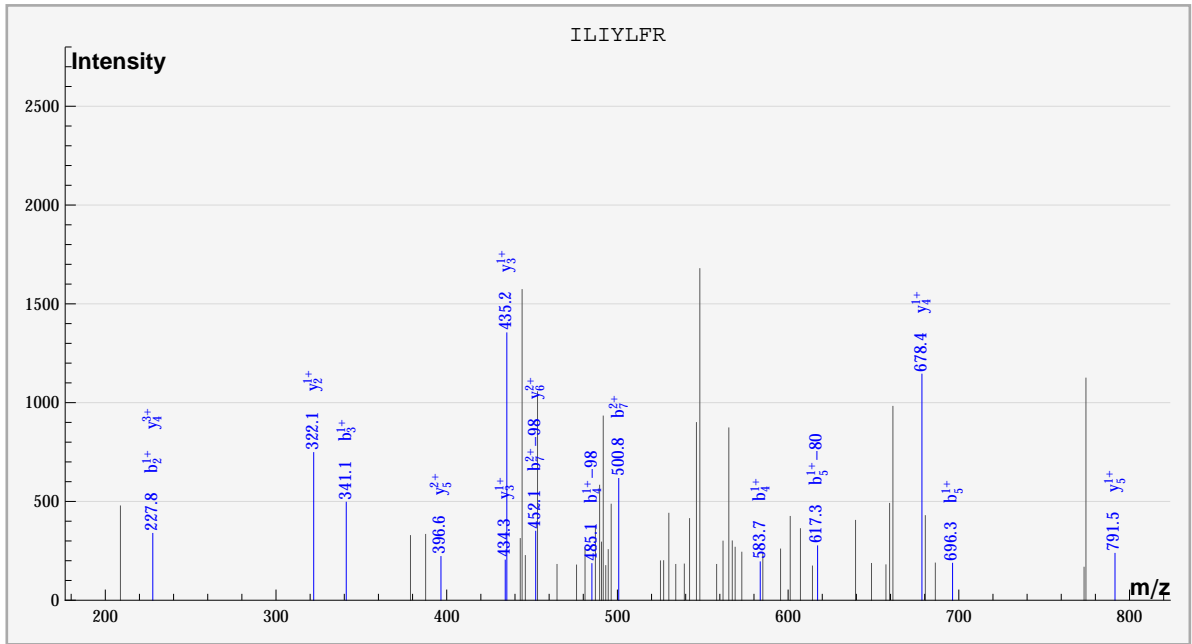


	#	b	b*	#	y	y*	P	P*
I	1							✓
L	2	✓		6	✓			
I	3	✓		5	✓			
Y	4		✓	4	✓			
L	5	✓	✓	3	✓			
F	6		✓	2	✓			
R	7	✓	✓	1				

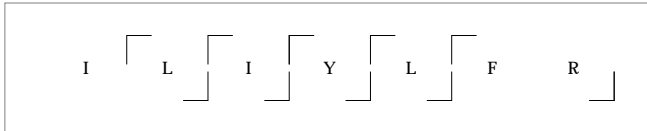


dbValid true ILIYLF R PHOS(1) 2. 509. 0.280262 6.39932 100. ? 3168.

S_Acido_new%gi|68568039|gb|AAY80968.1| ILIYLF R%::::PHOS::::%sample_1%compd_1644

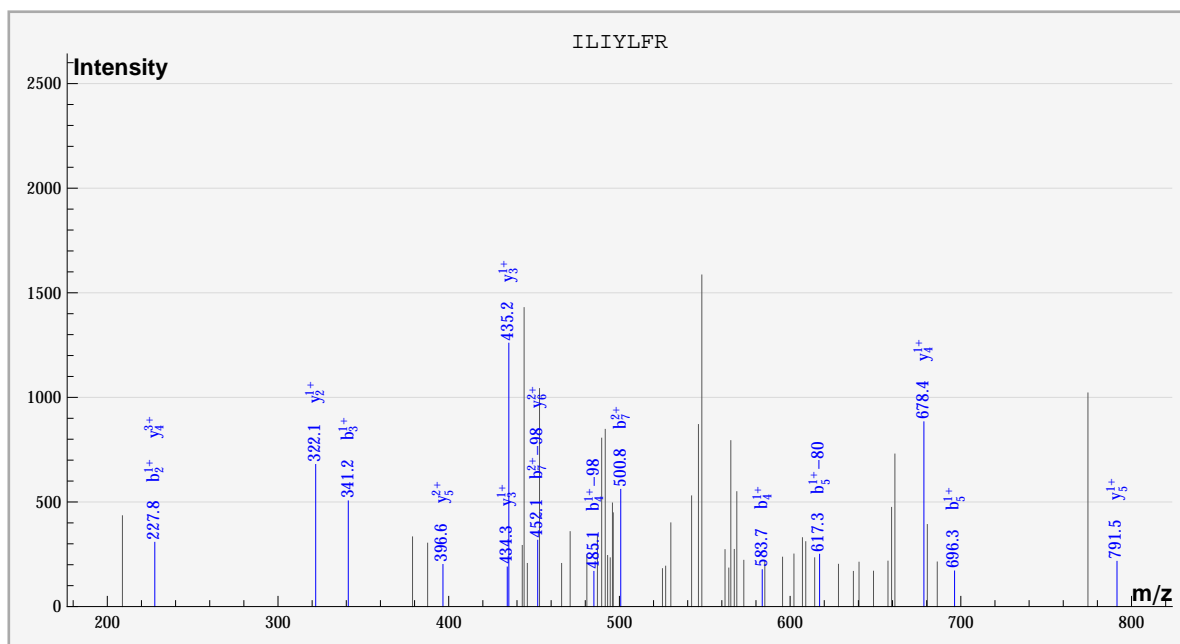


	#	b	b*	#	y	y*	P	P*
I	1							
L	2	✓		6	✓			
I	3	✓		5	✓			
Y	4	✓	✓	4	✓			
L	5	✓	✓	3	✓			
F	6			2	✓			
R	7	✓	✓	1				

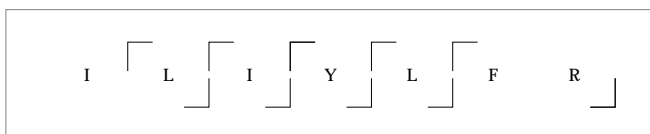


dbValid true ILIYLFR PHOS(1) 2. 509. 0.280262 5.92429 100. ? 3180.

S_Acido_new%gi|68568039|gb|AAY80968.1| ILIYLFR%::::PHOS::::%sample_1%compd_1654

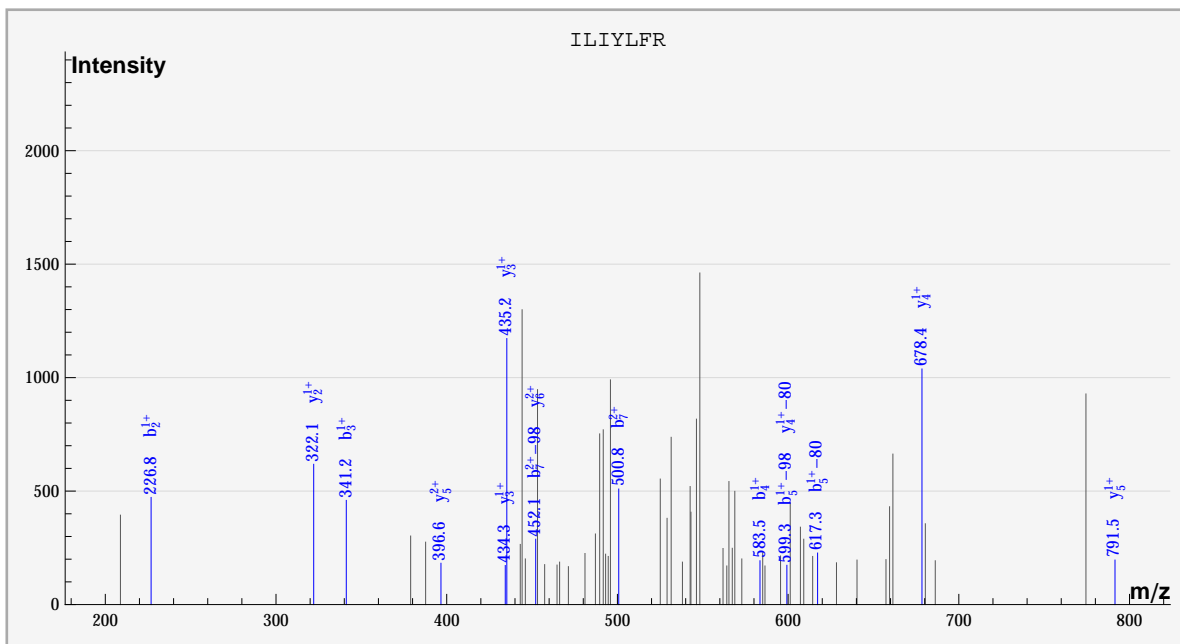


	#	b	b*	#	y	y*	P	P*
I	1							
L	2	✓		6	✓			
I	3	✓		5	✓			
Y	4	✓	✓	4	✓			
L	5	✓	✓	3	✓			
F	6			2	✓			
R	7	✓	✓	1				

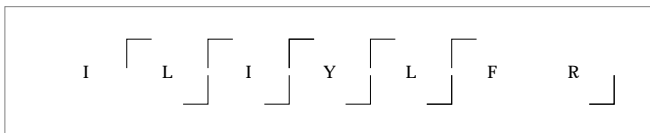


dbValid true ILIYLFR PHOS(1) 2. 509. 0.280262 5.63272 100. ? 3192.

S_Acido_new%gi|68568039|gb|AAY80968.1| ILIYLFR%:::PHOS:::%sample_1%compd_1664

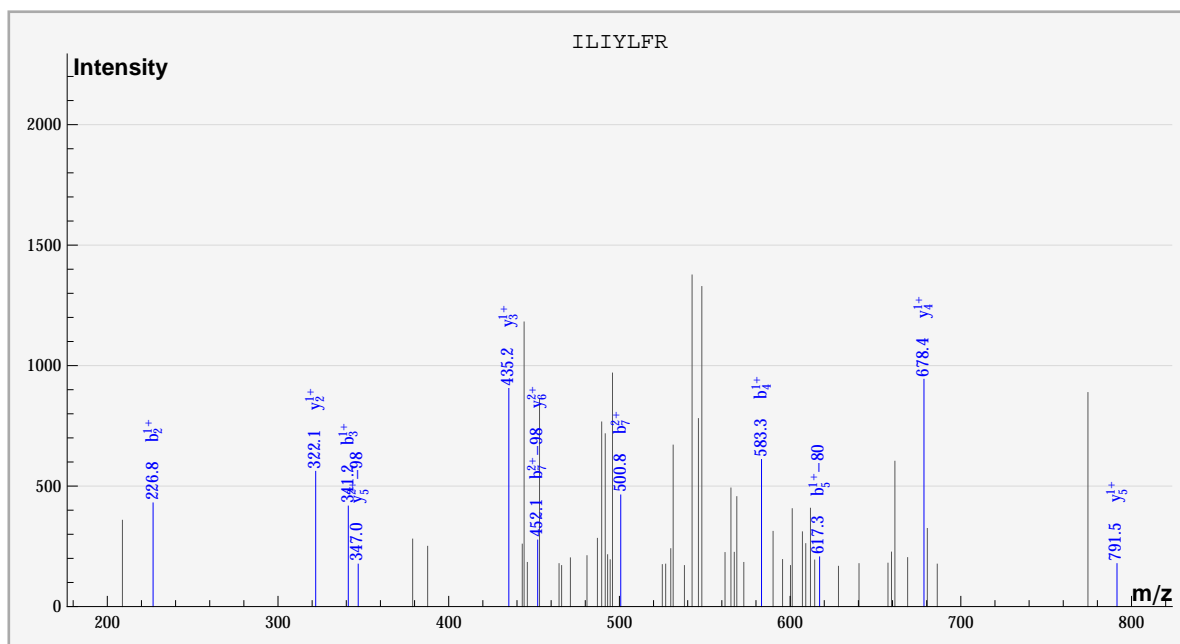


	#	b	b*	#	y	y*	P	P*
I	1							
L	2	✓		6	✓			
I	3	✓		5	✓			
Y	4	✓		4	✓	✓		
L	5		✓	3	✓			
F	6			2	✓			
R	7	✓	✓	1				

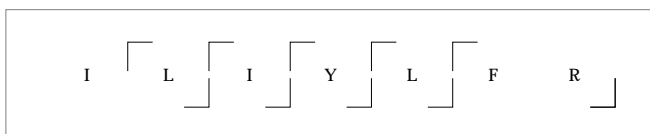


dbValid true ILIYLFR PHOS(1) 2. 509. 0.280262 5.95752 100. ? 3204.

S_Acido_new%gi|68568039|gb|AAY80968.1| ILIYLFR%::::PHOS:::%sample_1%compd_1674

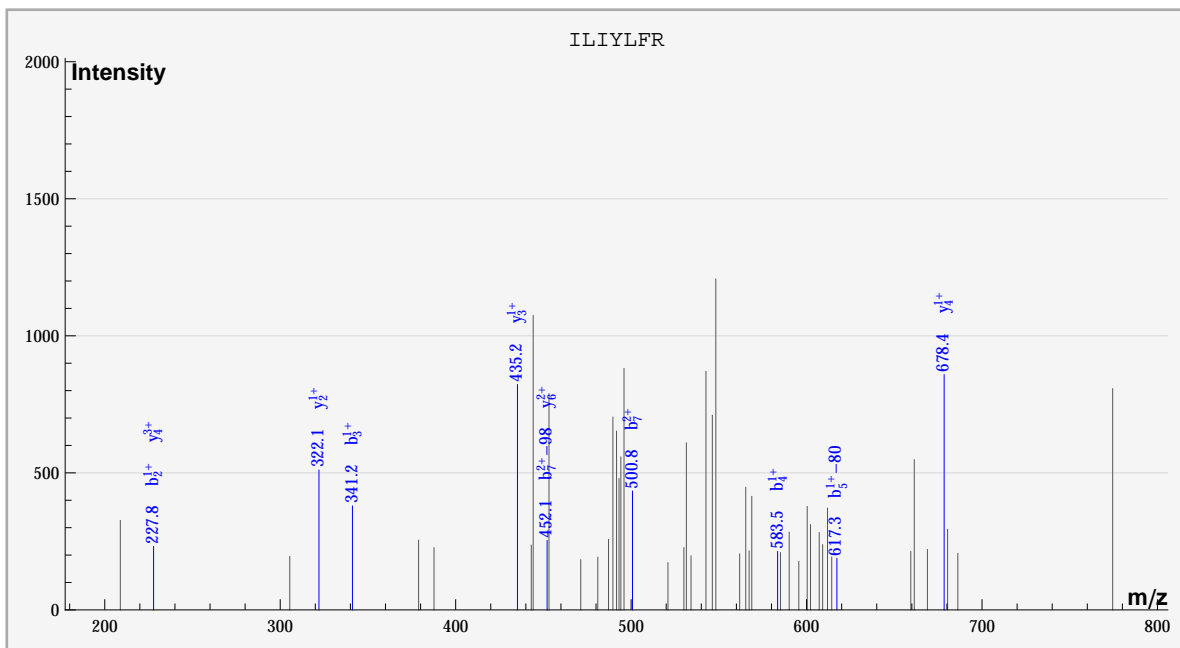


	#	b	b*	#	y	y*	P	P*
I	1							
L	2	✓		6	✓			
I	3	✓		5	✓	✓		
Y	4	✓		4	✓			
L	5		✓	3	✓			
F	6			2	✓			
R	7	✓	✓	1				

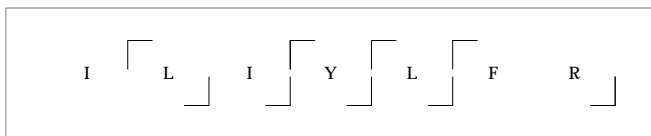


dbValid true ILIYLFR PHOS(1) 2. 509. 0.280262 5.83091 100. ? 3216.

S_Acido_new%gi|68568039|gb|AAY80968.1| ILIYLFR%::::PHOS::::%sample_1%compd_1684

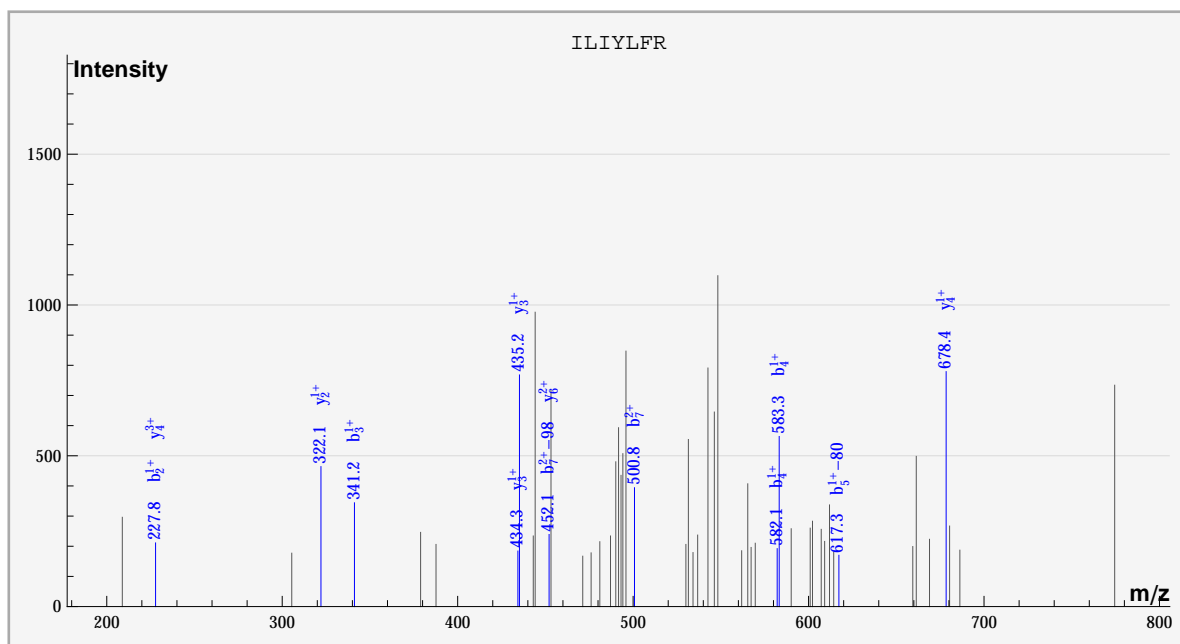


	#	b	b*	#	y	y*	P	P*
I	1							
L	2	✓		6	✓			
I	3	✓		5				
Y	4	✓		4	✓			
L	5		✓	3	✓			
F	6			2	✓			
R	7	✓	✓	1				

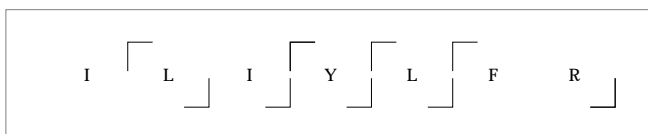


dbValid true ILIYLFR PHOS(1) 2. 509. 0.280262 6.0365 100. ? 3228.

S_Acido_new%gi|68568039|gb|AAY80968.1| ILIYLFR%::::PHOS::::%sample_1%compd_1694

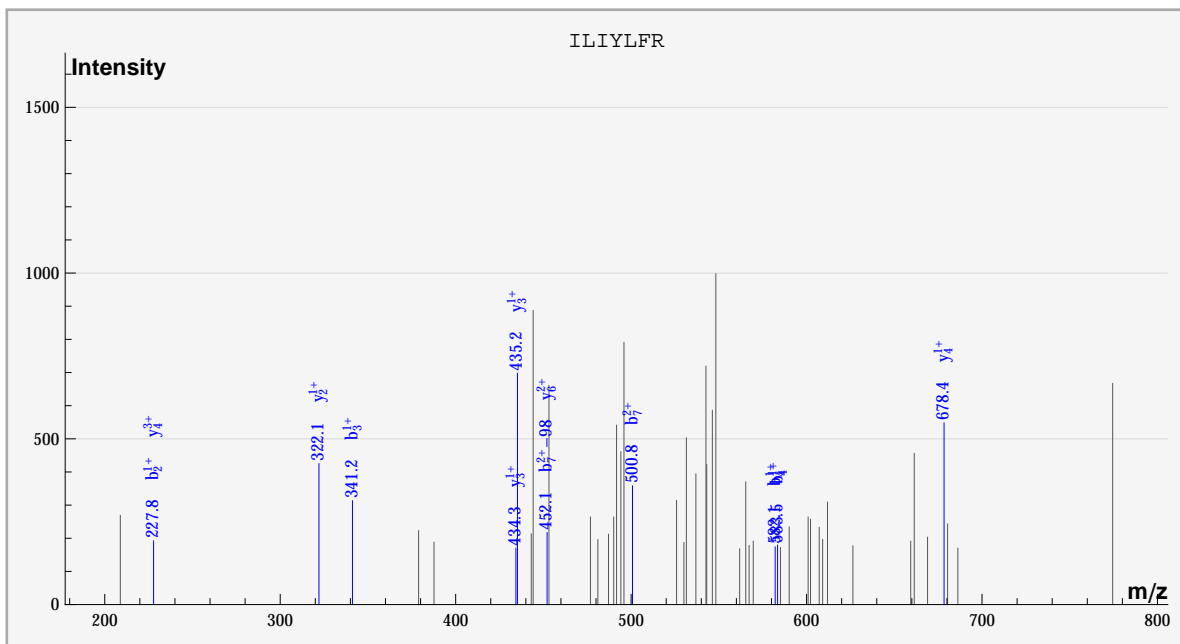


	#	b	b*	#	y	y*	P	P*
I	1							
L	2	✓		6	✓			
I	3	✓		5				
Y	4	✓		4	✓			
L	5		✓	3	✓			
F	6			2	✓			
R	7	✓	✓	1				

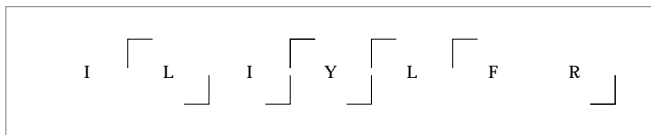


dbValid true ILIYLFR PHOS(1) 2. 509. 0.280262 5.55048 100. ? 3240.

S_Acido_new%gi68568039|gb|AAY80968.1| ILIYLFR%::::PHOS::::%sample_1%compd_1704

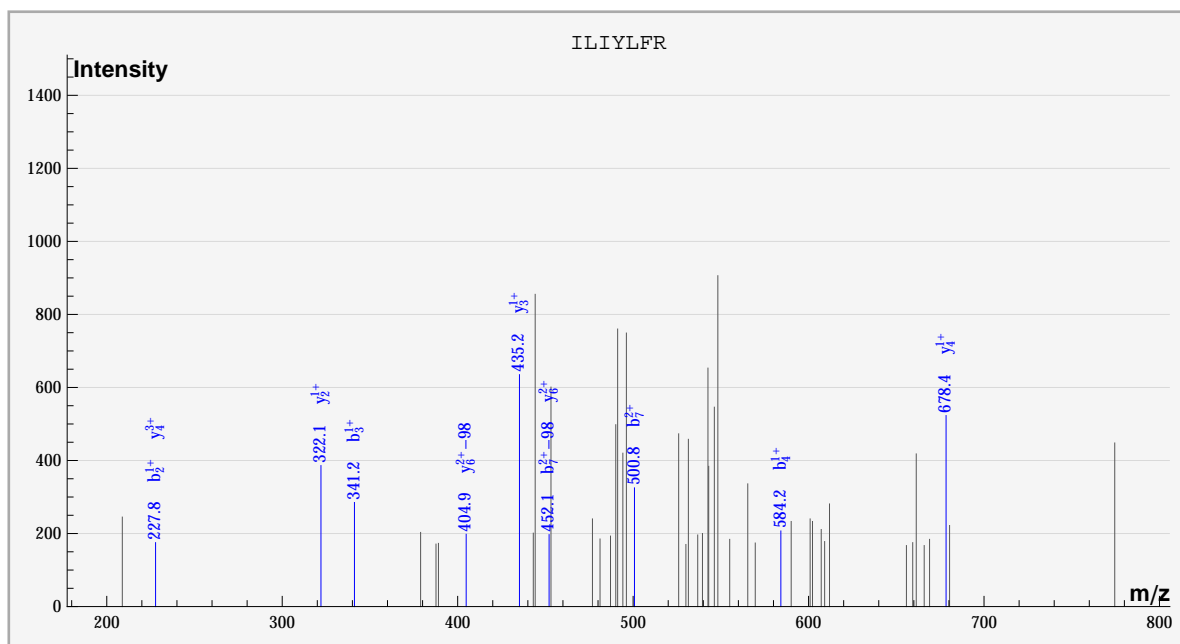


	#	b	b*	#	y	y*	P	P*
I	1							
L	2	✓		6	✓			
I	3	✓		5				
Y	4	✓		4	✓			
L	5			3	✓			
F	6			2	✓			
R	7	✓	✓	1				

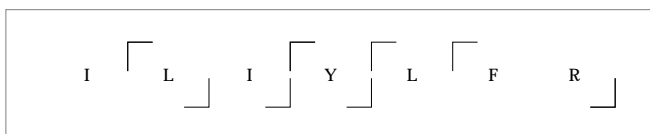


dbValid true ILIYLFR PHOS(1) 2. 509. 0.280262 5.67772 100. ? 3252.

S_Acido_new%gi|68568039|gb|AAY80968.1| ILIYLFR%::::PHOS::::%sample_1%compd_1714

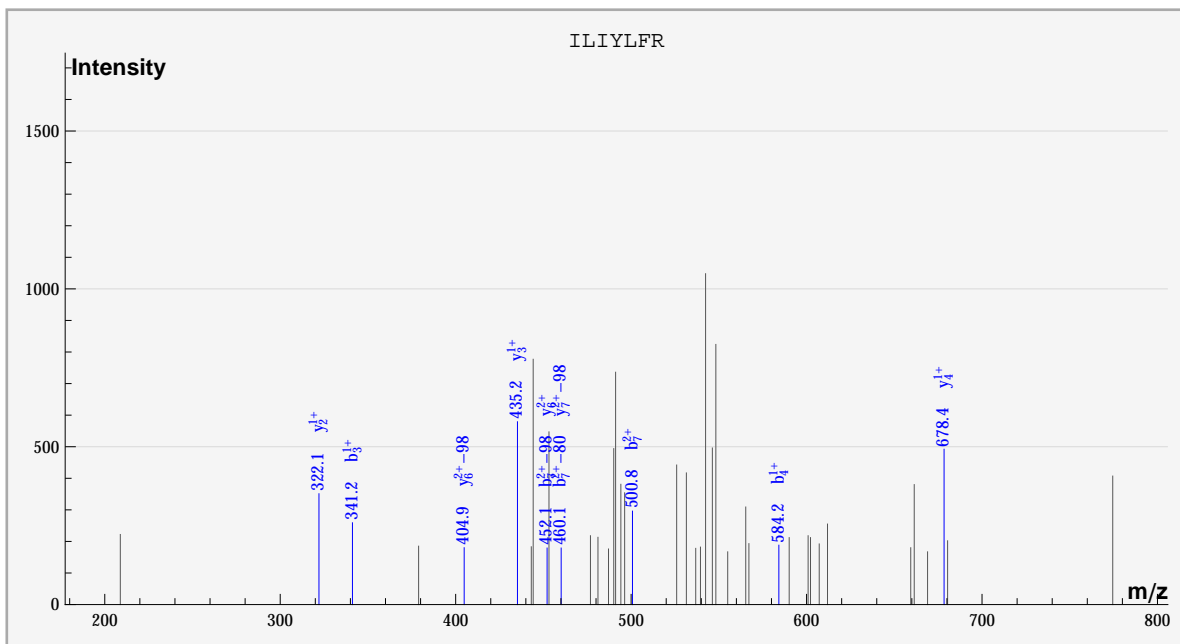


	#	b	b*	#	y	y*	P	P*
I	1							
L	2	✓		6	✓	✓		
I	3	✓		5				
Y	4	✓		4	✓			
L	5			3	✓			
F	6			2	✓			
R	7	✓	✓	1				

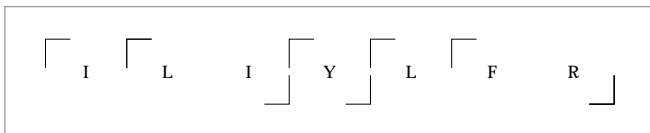


dbValid true ILIYLF R PHOS(1) 2. 509. 0.280262 4.95809 100. ? 3264.

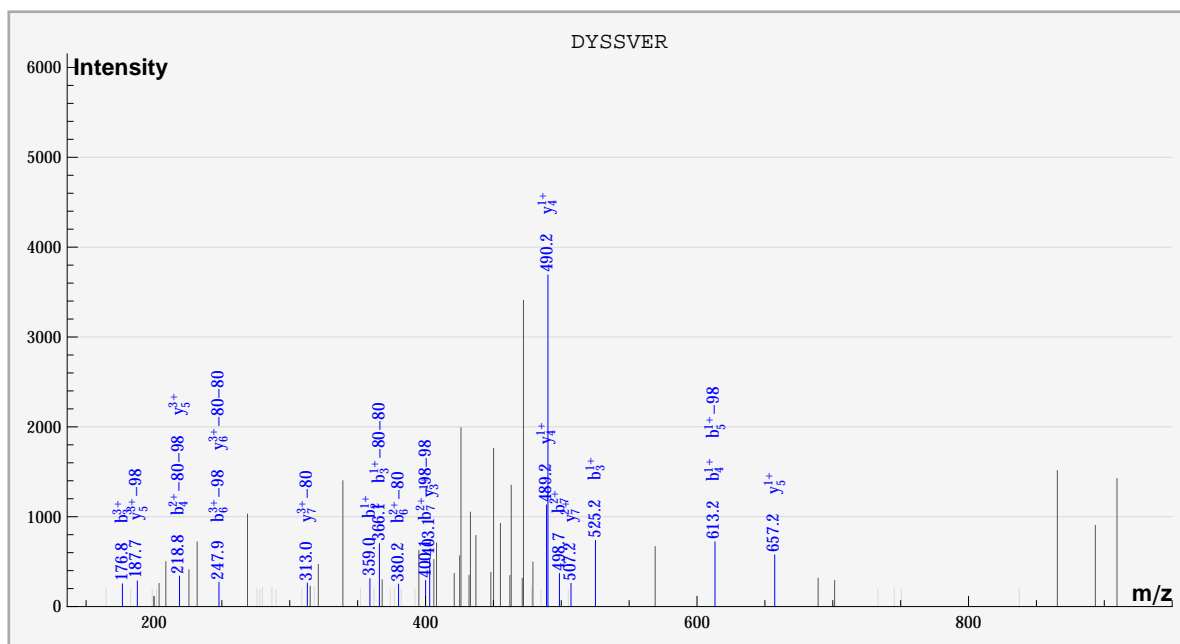
S_Acido_new%gi|68568039|gb|AAY80968.1| ILIYLF R%::::PHOS::::%sample_1%cmpd_1725



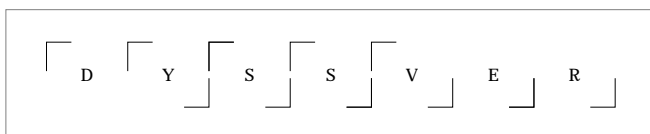
	#	b	b*	#	y	y*	P	P*
I	1							✓
L	2			6	✓	✓		
I	3	✓		5				
Y	4	✓		4	✓			
L	5			3	✓			
F	6			2	✓			
R	7	✓	✓	1				



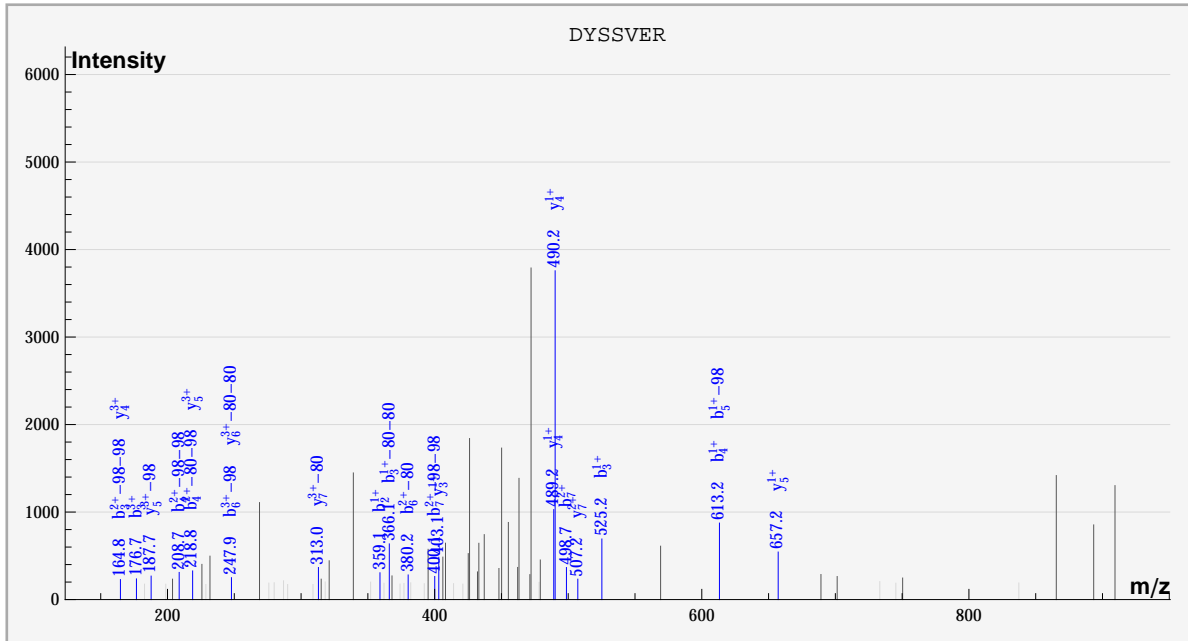
dbValid true DYSSVER PHOS(2) 2. 509. -0.837913 5.13411 100. ? 4548.
 S_Acido_new%gi|68568716|gb|AA81645.1| DYSSVER%::PHOS:PHOS::::%sample_1%compd_2947



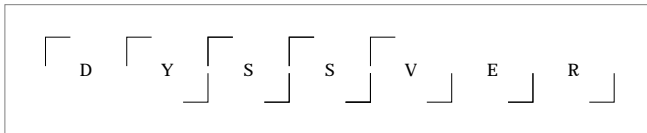
	#	b	b*	#	y	y*	P	P*
D	1						✓	✓
Y	2	✓		6		✓		
S	3	✓	✓	5	✓	✓		
S	4	✓	✓	4	✓			
V	5		✓	3	✓			
E	6		✓	2				
R	7	✓	✓	1				



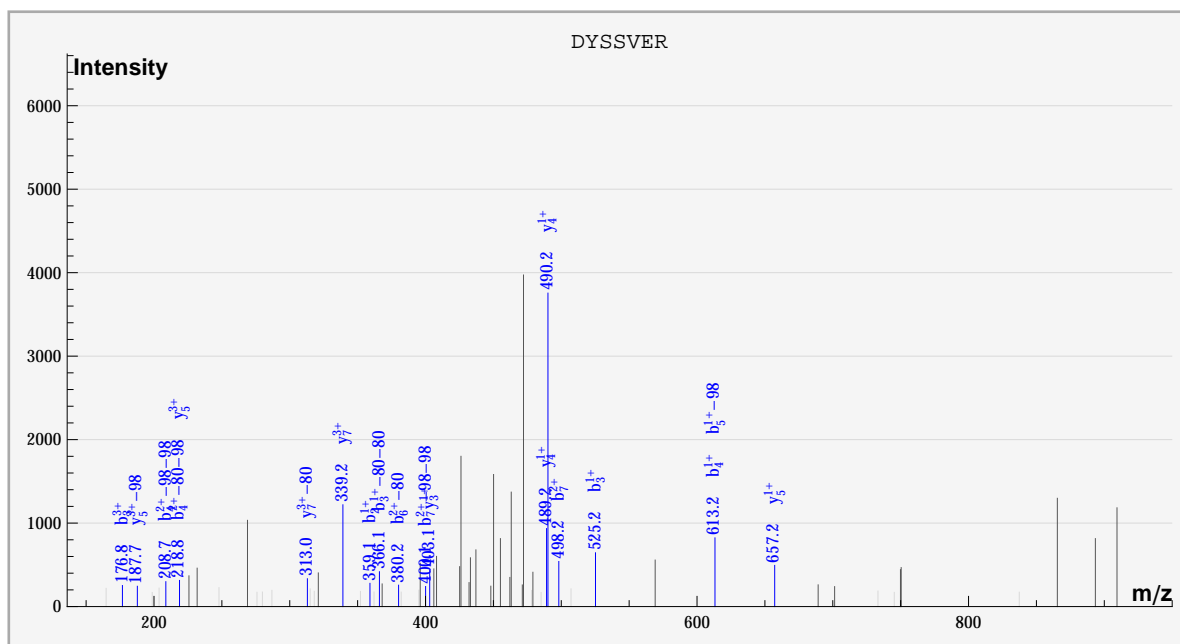
dbValid true DYSSVER PHOS(2) 2. 509. -0.837913 5.25731 100. ? 4560.
 S_Acido_new%gi|68568716|gb|AAY81645.1| DYSSVER%::PHOS:PHOS::::%sample_1%compd_2958



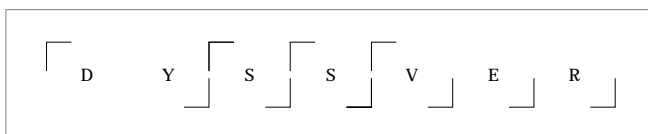
	#	b	b*	#	y	y*	P	P*
D	1						✓	✓
Y	2	✓		6		✓		
S	3	✓	✓	5	✓	✓		
S	4	✓	✓	4	✓			
V	5		✓	3	✓			
E	6		✓	2				
R	7	✓	✓	1				



dbValid true DYSSVER PHOS(2) 2. 509. -0.837913 5.25819 100. ? 4572.
 S_Acido_new%gii68568716|gb|AAY81645.1| DYSSVER:::PHOS:PHOS:::sample_1%compd_2969

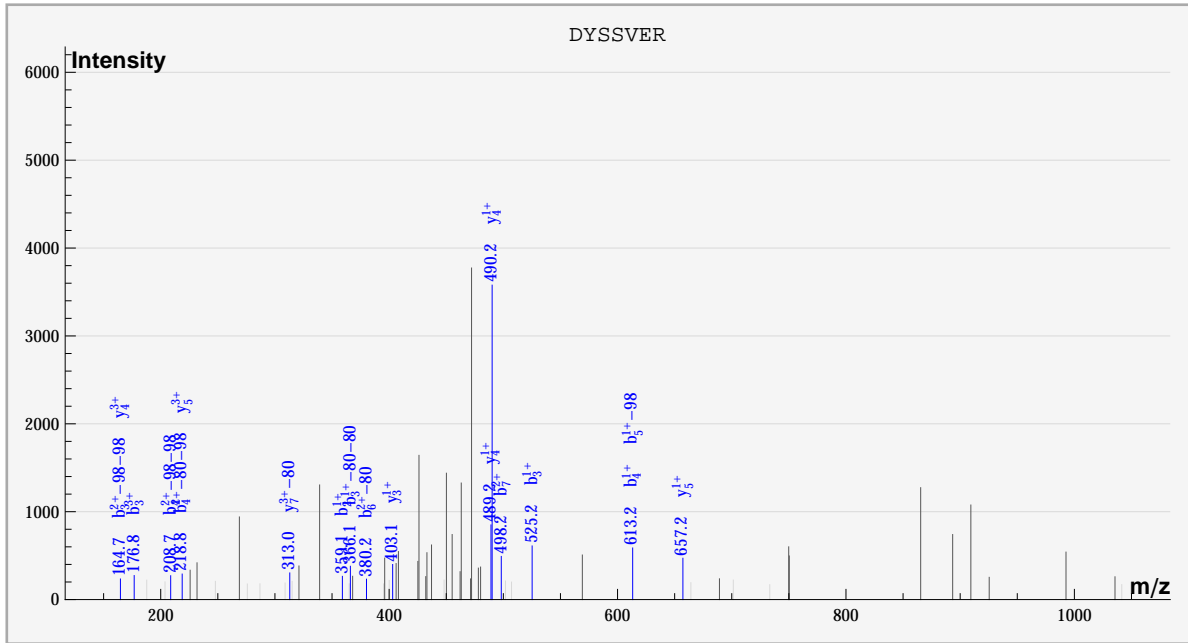


	#	b	b*	#	y	y*	P	P*
D	1						✓	✓
Y	2	✓		6				
S	3	✓	✓	5	✓	✓		
S	4	✓	✓	4	✓			
V	5		✓	3	✓			
E	6		✓	2				
R	7	✓	✓	1				

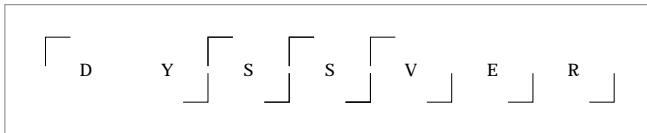


dbValid true DYSSVER PHOS(2) 2. 509. -0.837913 5.08352 100. ? 4584.

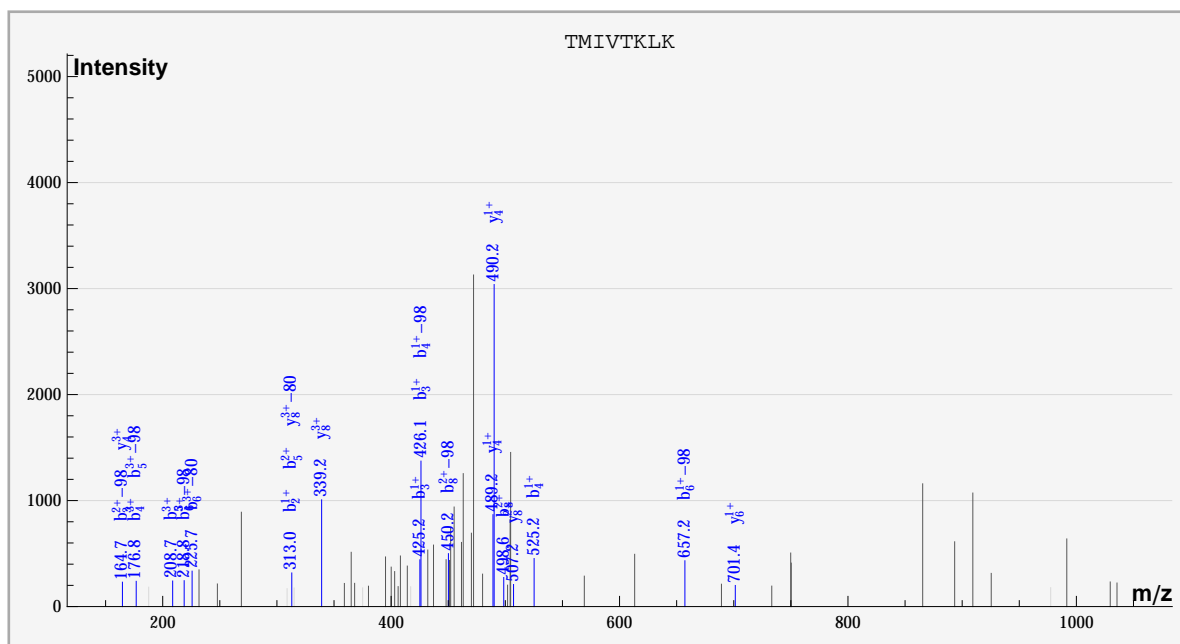
S_Acido_new%gii68568716|gb|AAy81645.1| DYSSVER%::PHOS:PHOS::::%sample_1%compd_2979



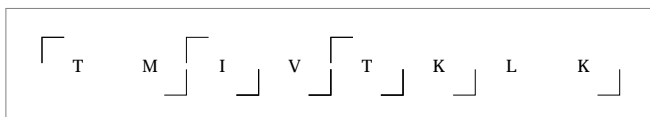
	#	b	b*	#	y	y*	P	P*
D	1							✓
Y	2	✓		6				
S	3	✓	✓	5	✓			
S	4	✓	✓	4	✓			
V	5		✓	3	✓			
E	6		✓	2				
R	7	✓		1				



dbValid true TMIVTKLK PHOS(1) 2. 509. -1.72313 4.89457 100. ? 4608.
 S_Acido_new%gi|68567991|gb|AAY80920.1| TMIVTKLK%:PHOS:::sample_1%compd_3001

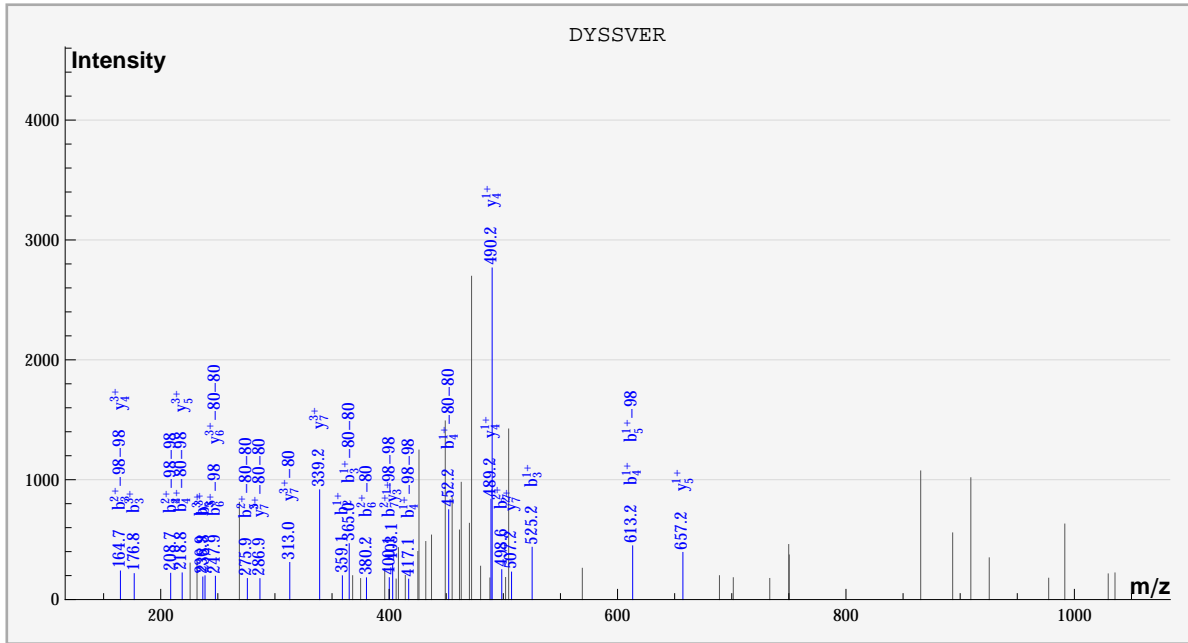


	#	b	b*	#	y	y*	P	P*
T	1						✓	✓
M	2	✓		7				
I	3	✓	✓	6	✓			
V	4	✓	✓	5				
T	5	✓	✓	4	✓			
K	6		✓	3				
L	7			2				
K	8	✓	✓	1				

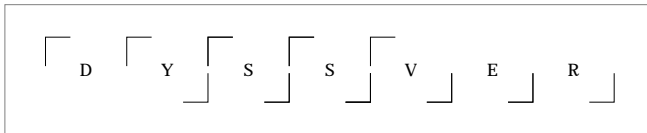


dbValid true DYSSVER PHOS(2) 2. 509. -0.837913 5.12195 100. ? 4620.

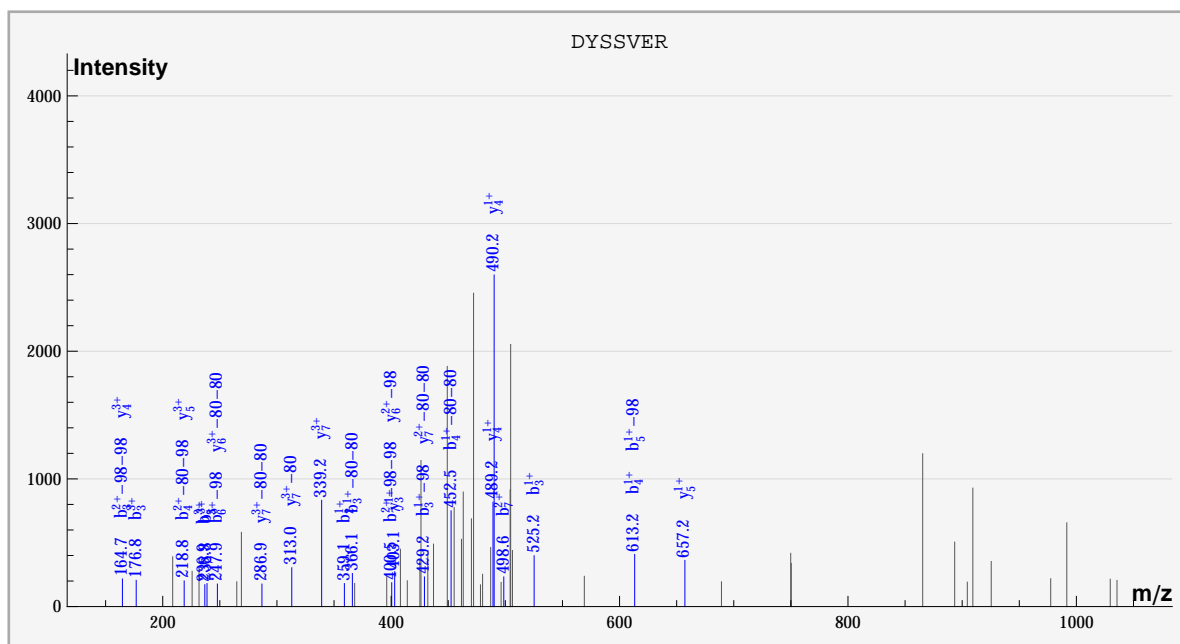
S_Acido_new%gii68568716|gb|AAy81645.1| DYSSVER%::PHOS:PHOS::::%sample_1%compd_3011



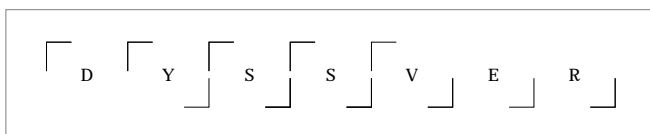
	#	b	b*	#	y	y*	P	P*
D	1						✓	✓
Y	2	✓		6		✓		
S	3	✓	✓	5	✓			
S	4	✓	✓	4	✓			
V	5	✓	✓	3	✓			
E	6		✓	2				
R	7	✓	✓	1				



dbValid true DYSSVER PHOS(2) 2. 509. -0.837913 5.1593 100. ? 4626.
 S_Acido_new%gii68568716|gb|AAy81645.1| DYSSVER%::PHOS:PHOS::::%sample_1%compd_3022

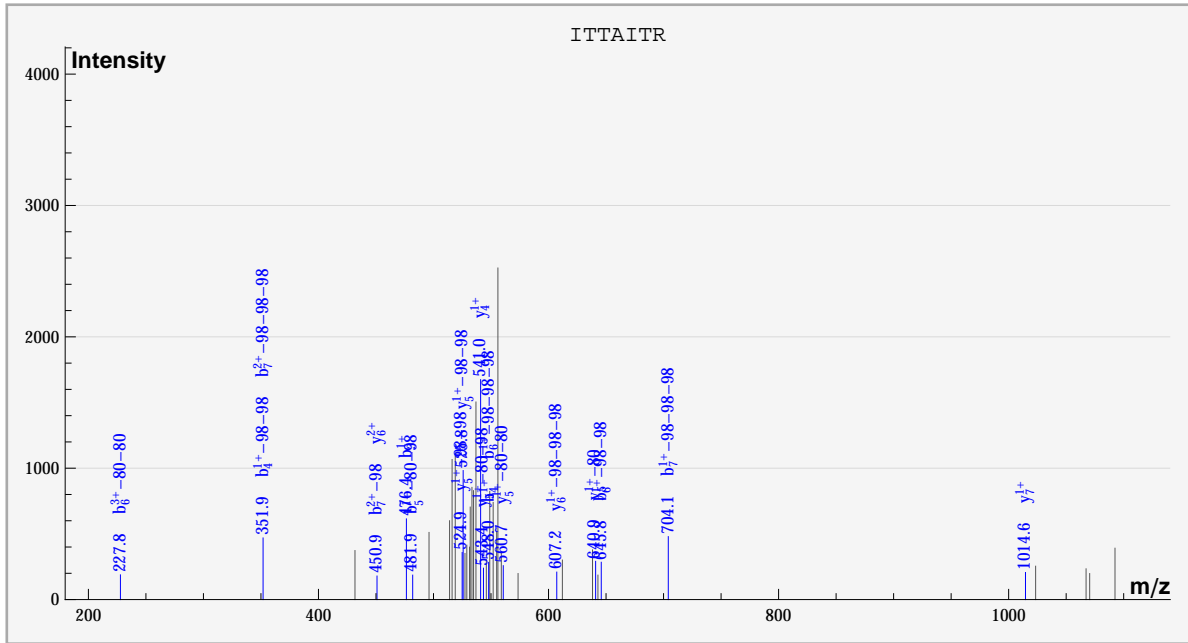


	#	b	b*	#	y	y*	P	P*
D	1						✓	✓
Y	2	✓		6		✓		
S	3	✓	✓	5	✓			
S	4	✓	✓	4	✓			
V	5	✓	✓	3	✓			
E	6		✓	2				
R	7	✓	✓	1				



dbValid true ITTAITR PHOS(3) 2. 510. -1.81329 4.89653 100. ? 2748.

S_Acido_new%gi|68566904|gb|AAY79833.1| ITTAITR%::PHOS:PHOS::PHOS::%sample_0%compd_1392

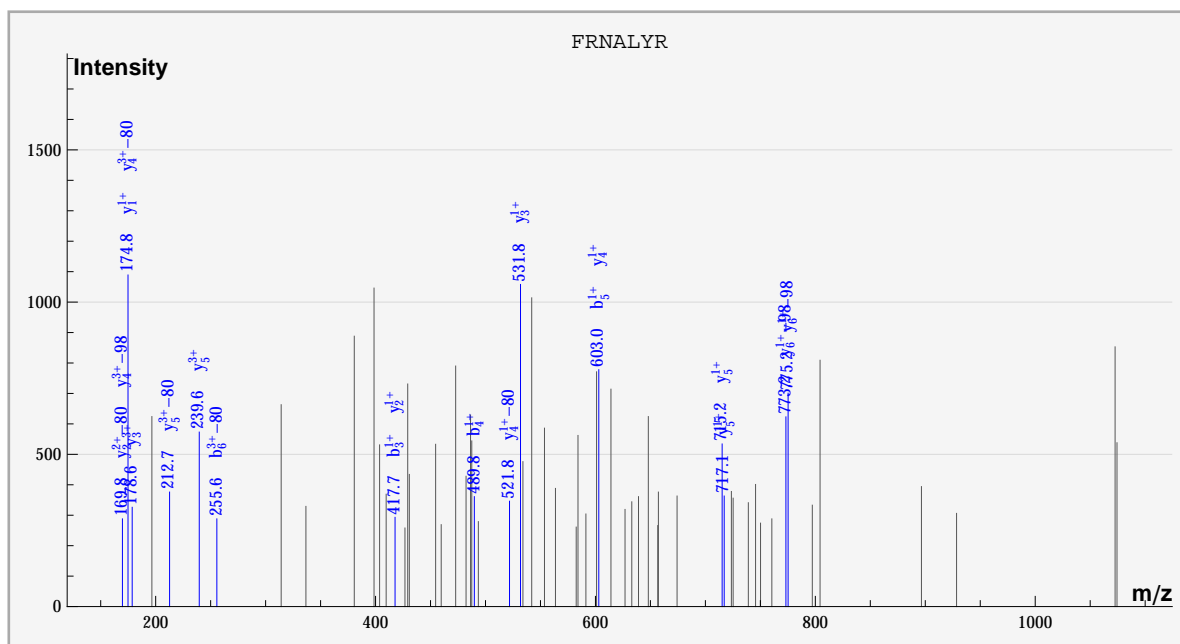


	#	b	b*	#	y	y*	P	P*
I	1						✓	
T	2			6	✓	✓		
T	3	✓		5		✓		
A	4	✓	✓	4	✓			
I	5		✓	3				
T	6		✓	2				
R	7		✓	1				

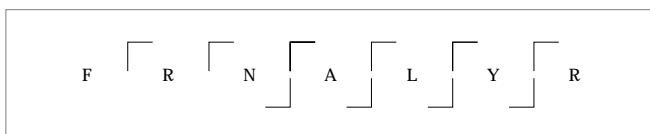


dbValid true FRNALYR PHOS(1) 2. 511. -0.755253 5.77887 100. ? 1794.

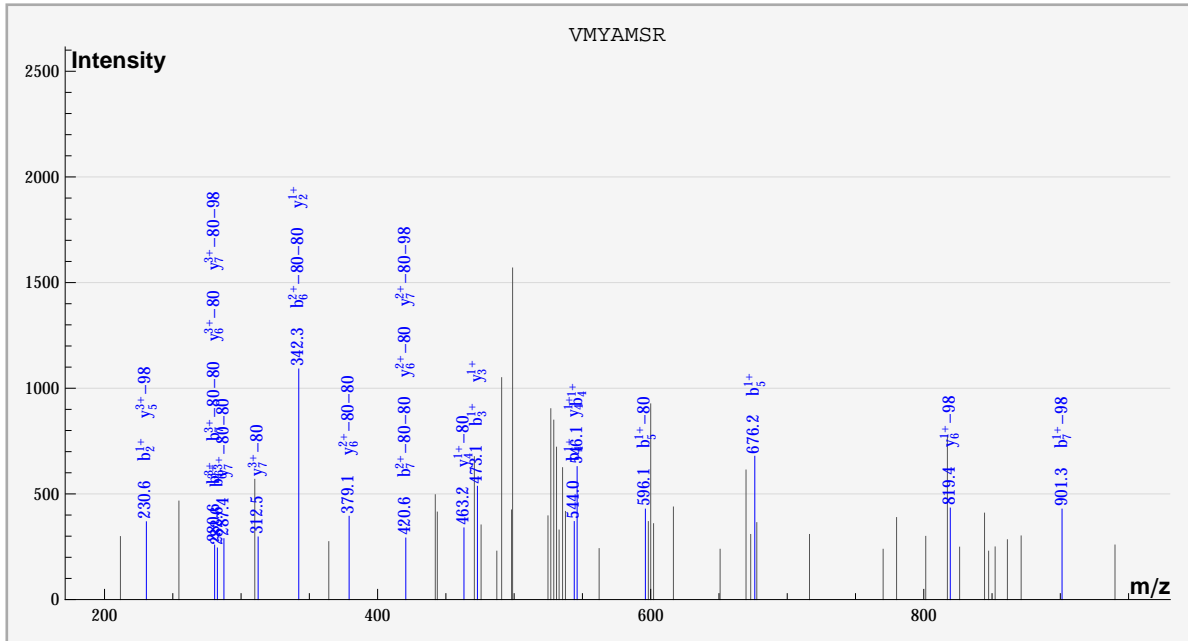
S_Acido_new%gi|68567555|gb|AAY80484.1| FRNALYR%:::PHOS::%sample_2%cmpd_504



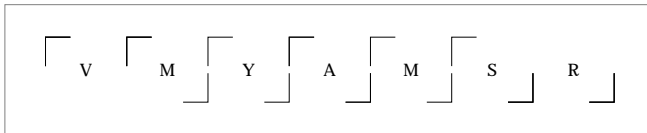
	#	b	b*	#	y	y*	P	P*
F	1							
R	2			6		✓		
N	3	✓		5	✓	✓		
A	4	✓		4	✓	✓		
L	5	✓		3	✓			
Y	6		✓	2	✓	✓		
R	7			1	✓			



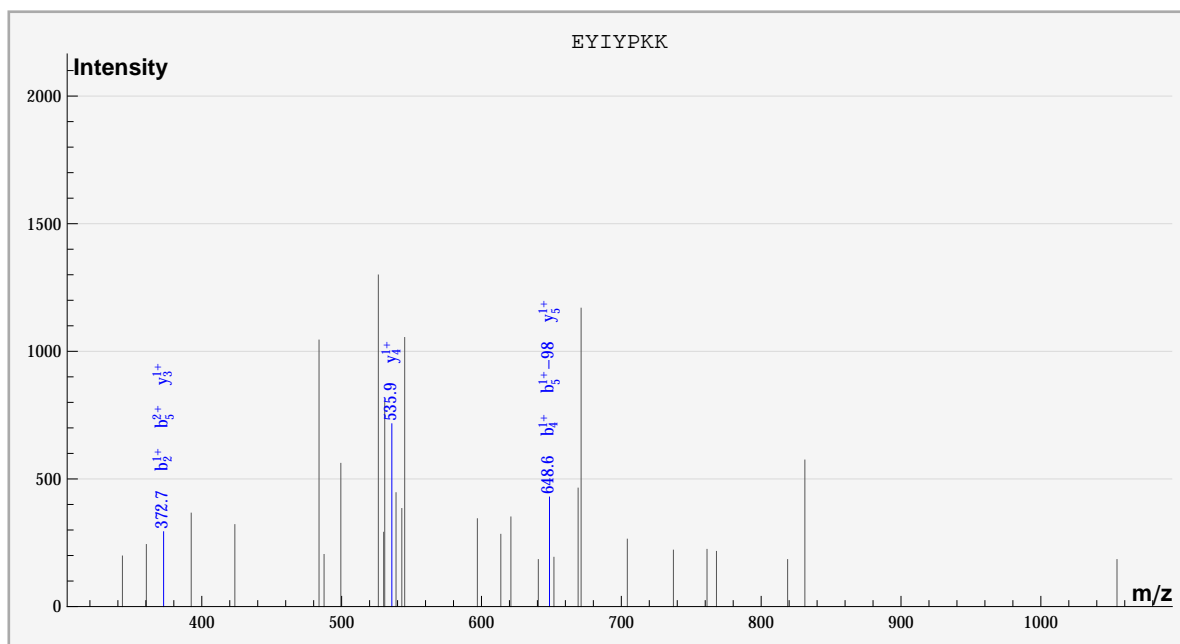
dbValid true VMYAMSR PHOS(2) 2. 511. -1.82965 5.42015 100. ? 2034.
 S_Acido_new%gij68568538|gb|AAY81467.1| VMYAMSR%::PHOS::PHOS::%sample_2%cmpd_715



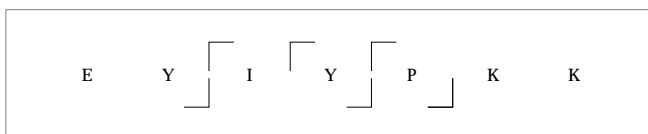
	#	b	b*	#	y	y*	P	P*
V	1							✓
M	2	✓		6		✓		
Y	3	✓		5		✓		
A	4	✓		4	✓	✓		
M	5	✓	✓	3	✓			
S	6	✓	✓	2	✓			
R	7		✓	1				



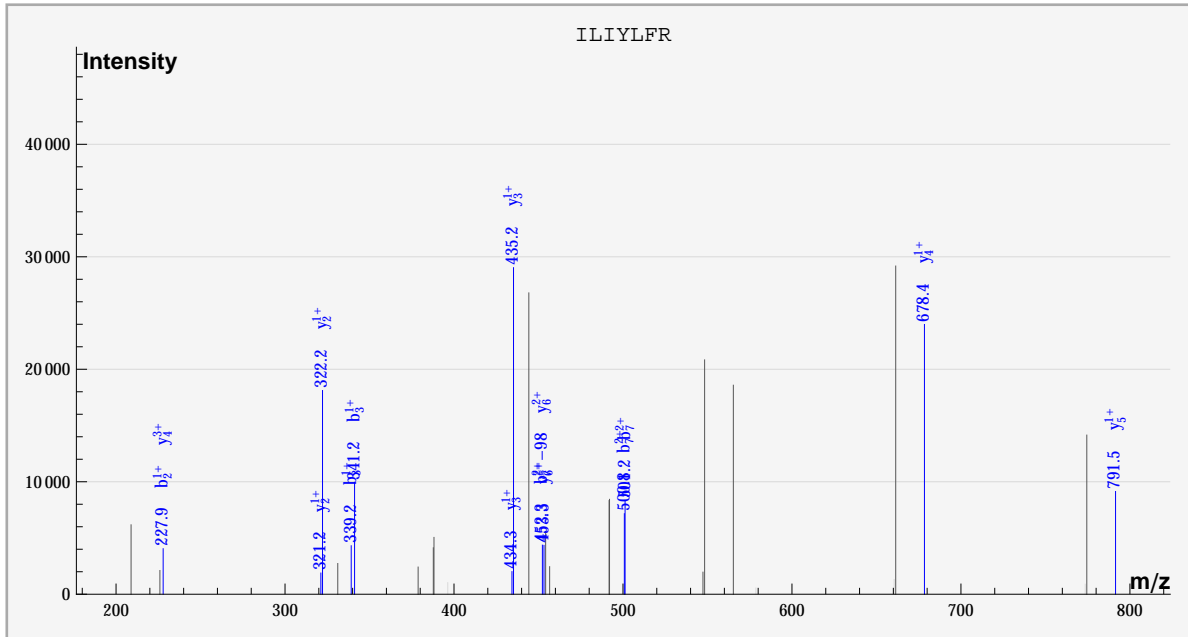
dbValid true EYIYPKK PHOS(1) 2. 511. -0.256288 5.68722 100. ? 2256.
 S_Acido_new%gi|68567968|gb|AAY80897.1| EYIYPKK%::PHOS:::sample_2%compd_900



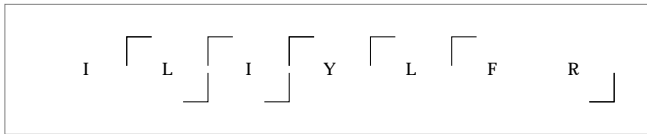
	#	b	b*	#	y	y*	P	P*
E	1							
Y	2	✓		6				
I	3			5	✓			
Y	4	✓		4	✓			
P	5	✓	✓	3	✓			
K	6			2				
K	7			1				



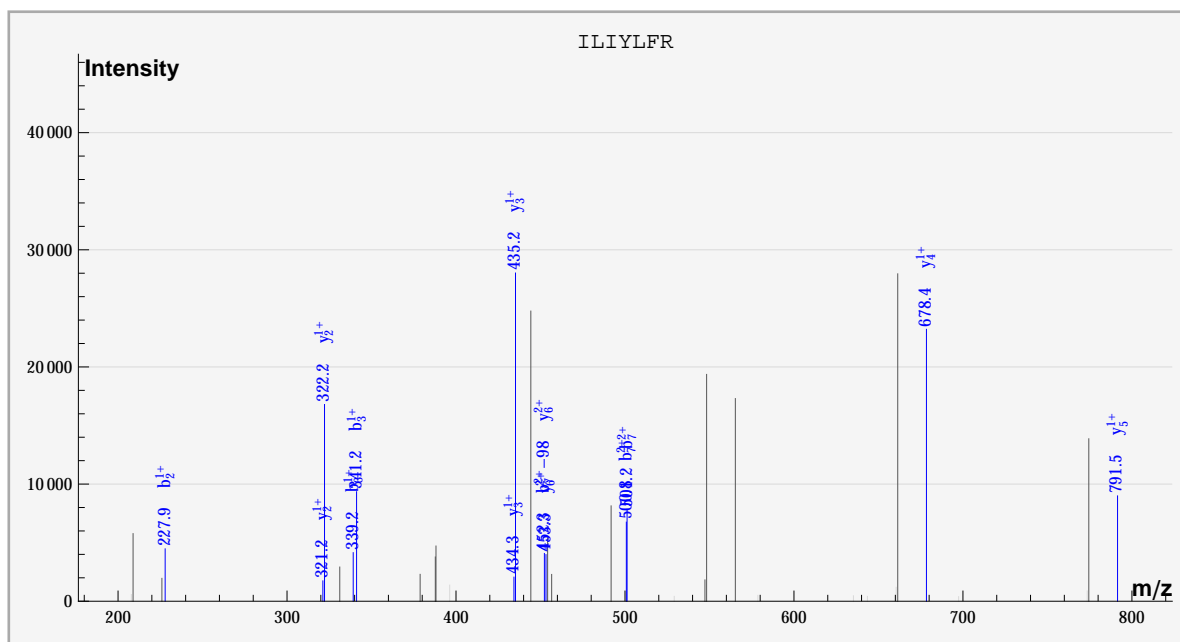
dbConflictWinner true ILIYLFR PHOS(1) 2. 511. -1.71974 6.05669 100. ?
 3168. S_Acido_new%gi|68568039|gb|AAY80968.1| ILIYLFR%:::PHOS:::%sample_1%compd_1645



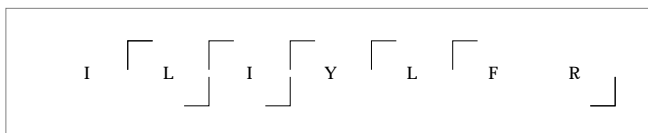
	#	b	b*	#	y	y*	P	P*
I	1							
L	2	✓		6	✓			
I	3	✓		5	✓			
Y	4			4	✓			
L	5			3	✓			
F	6			2	✓			
R	7	✓	✓	1				



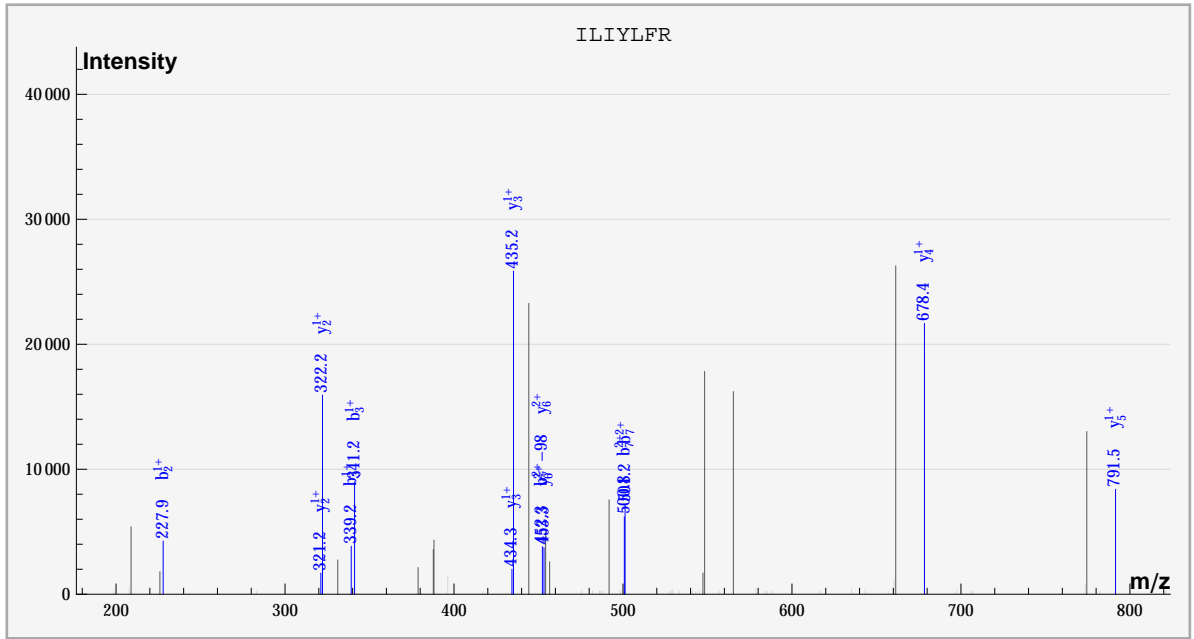
dbConflictWinner true ILIYLFR PHOS(1) 2. 511. -1.71974 6.20747 100. ?
 3180. S_Acido_new%gi|68568039|gb|AAY80968.1| ILIYLFR%:::PHOS:::%sample_1%compd_1655



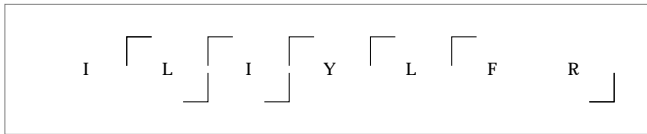
	#	b	b*	#	y	y*	P	P*
I	1							
L	2	✓		6	✓			
I	3	✓		5	✓			
Y	4			4	✓			
L	5			3	✓			
F	6			2	✓			
R	7	✓	✓	1				



dbConflictWinner true ILIYLFR PHOS(1) 2. 511. -1.71974 5.73618 100. ?
 3192. S_Acido_new%gi|68568039|gb|AAY80968.1| ILIYLFR%:::PHOS:::%sample_1%compd_1665

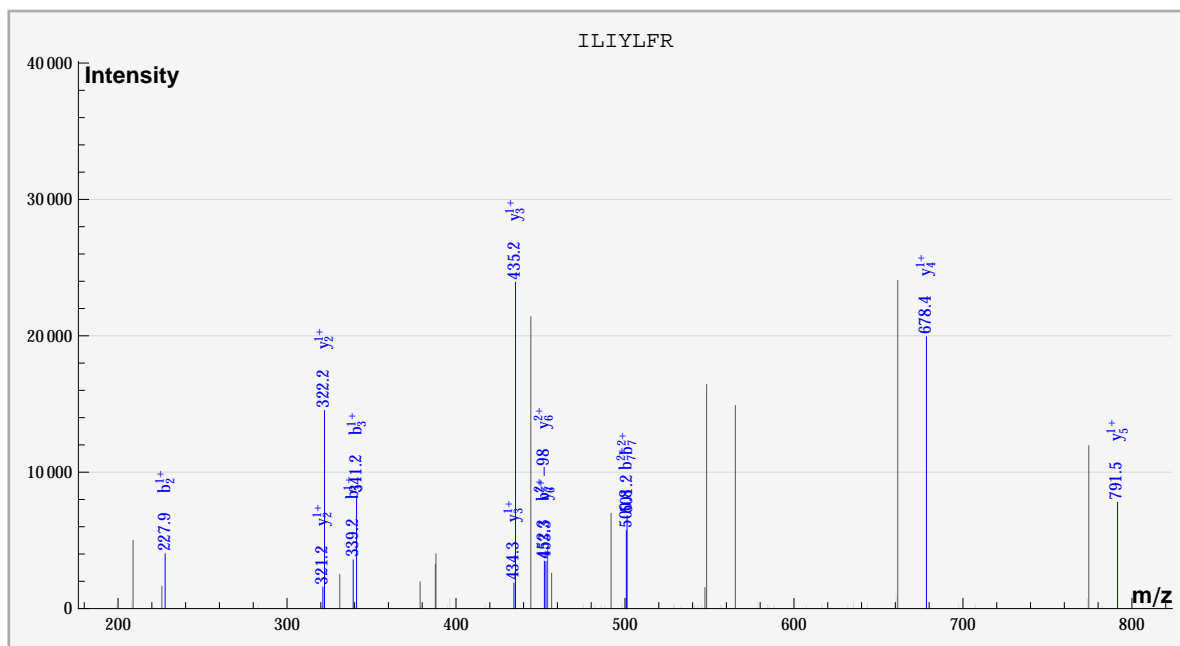


	#	b	b*	#	y	y*	P	P*
I	1							
L	2	✓		6	✓			
I	3	✓		5	✓			
Y	4			4	✓			
L	5			3	✓			
F	6			2	✓			
R	7	✓	✓	1				

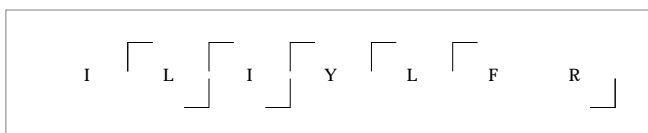


dbValid true ILIYLFR PHOS(1) 2. 511. -1.71974 5.70112 100. ? 3204.

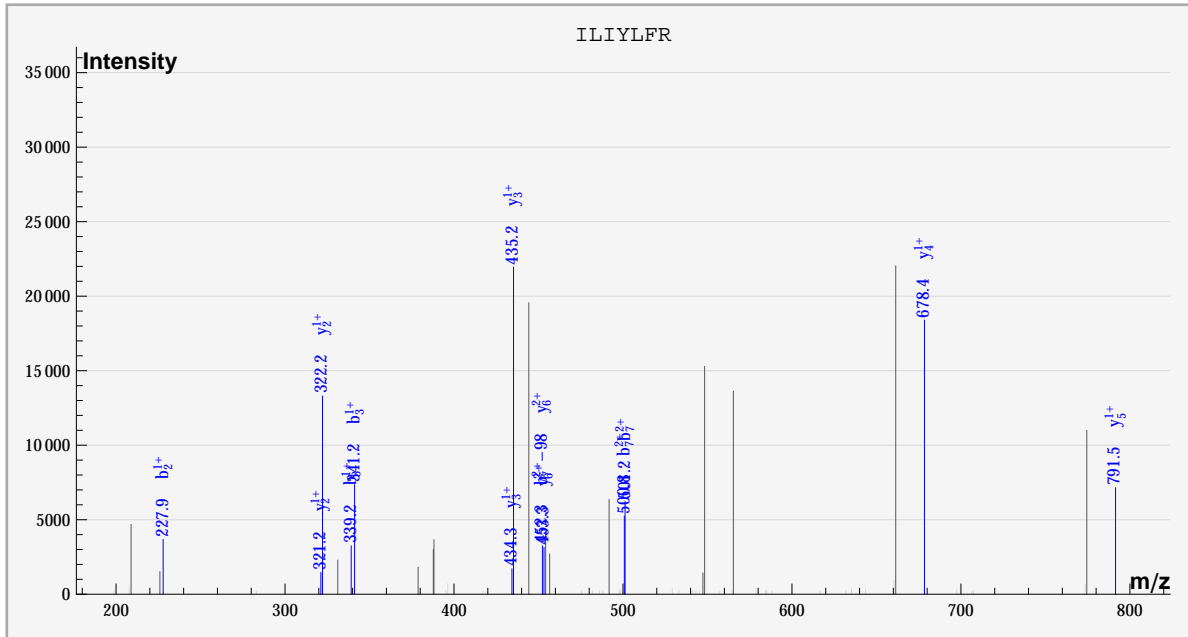
S_Acido_new%gi|68568039|gb|AAY80968.1| ILIYLFR%::::PHOS::::%sample_1%compd_1675



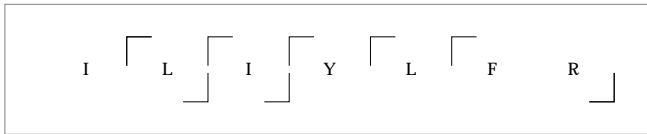
	#	b	b*	#	y	y*	P	P*
I	1							
L	2	✓		6	✓			
I	3	✓		5	✓			
Y	4			4	✓			
L	5			3	✓			
F	6			2	✓			
R	7	✓	✓	1				



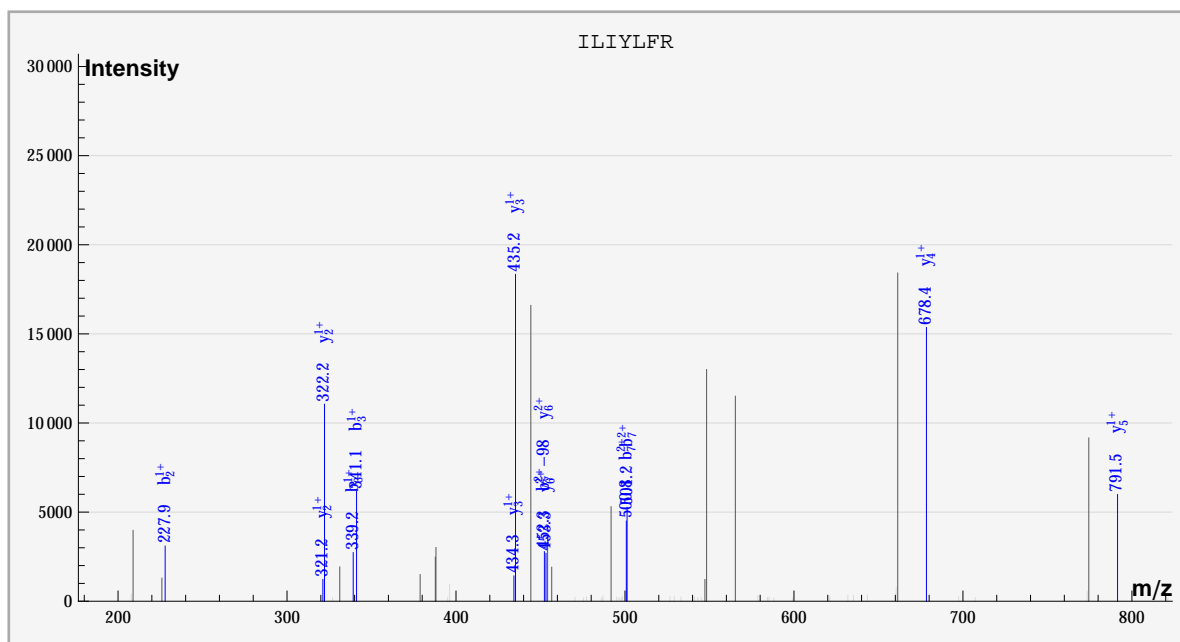
dbConflictWinner true ILIYLFR PHOS(1) 2. 511. -1.71974 5.70302 100. ?
 3216. S_Acido_new%gi|68568039|gb|AAY80968.1| ILIYLFR%:::PHOS:::%sample_1%compd_1685



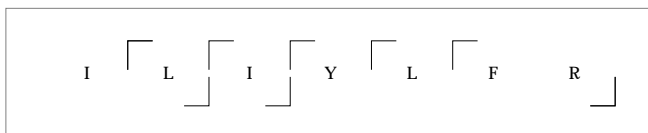
	#	b	b*	#	y	y*	P	P*
I	1							
L	2	✓		6	✓			
I	3	✓		5	✓			
Y	4			4	✓			
L	5			3	✓			
F	6			2	✓			
R	7	✓	✓	1				



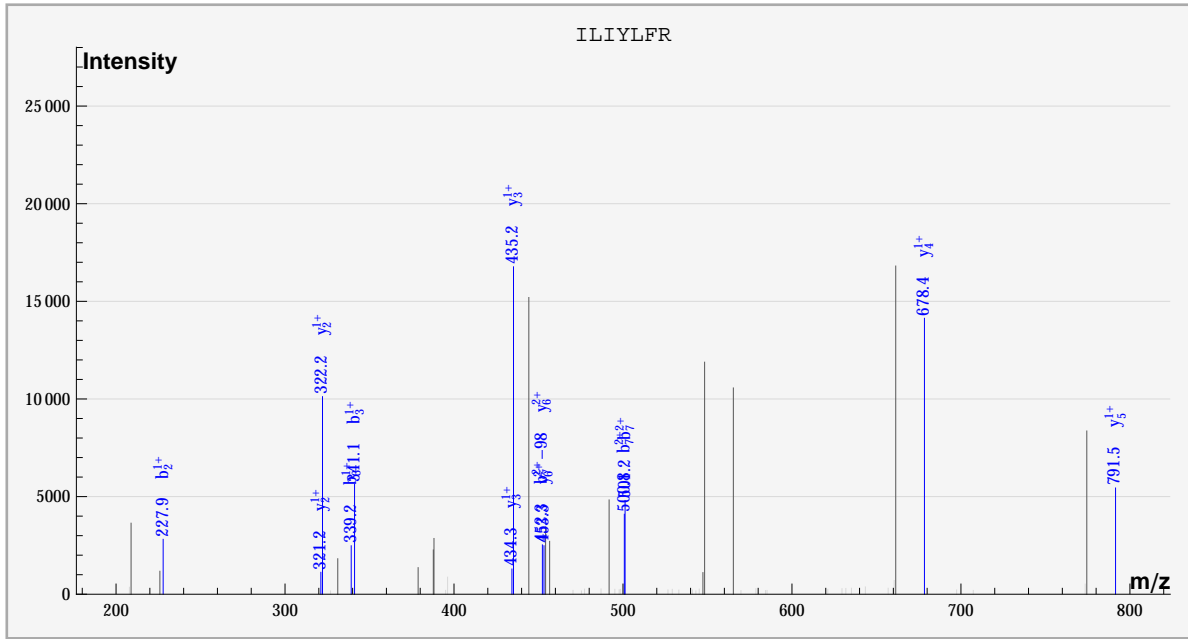
dbConflictWinner true ILIYLFR PHOS(1) 2. 511. -1.71974 5.7635 100. ?
 3240. S_Acido_new%gi|68568039|gb|AAY80968.1| ILIYLFR%:::PHOS:::%sample_1%compd_1705



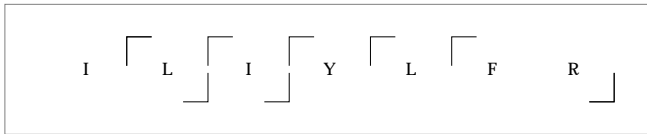
	#	b	b*	#	y	y*	P	P*
I	1							
L	2	✓		6	✓			
I	3	✓		5	✓			
Y	4			4	✓			
L	5			3	✓			
F	6			2	✓			
R	7	✓	✓	1				



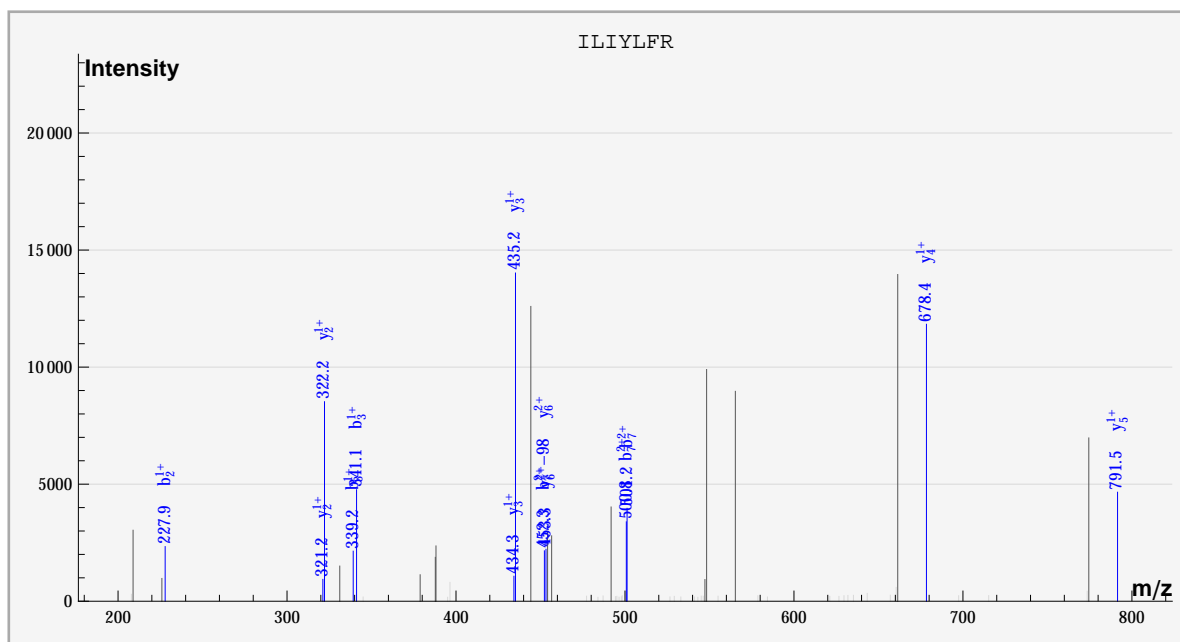
dbConflictWinner true ILIYLF R PHOS(1) 2. 511. -1.71974 5.59035 100. ?
 3252. S_Acido_new%gi|68568039|gb|AAY80968.1| ILIYLF R:::PHOS:::sample_1%compd_1715



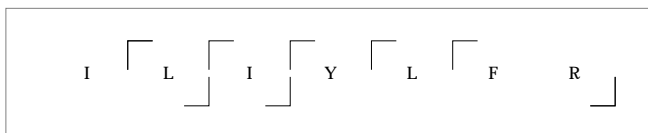
	#	b	b*	#	y	y*	P	P*
I	1							
L	2	✓		6	✓			
I	3	✓		5	✓			
Y	4			4	✓			
L	5			3	✓			
F	6			2	✓			
R	7	✓	✓	1				



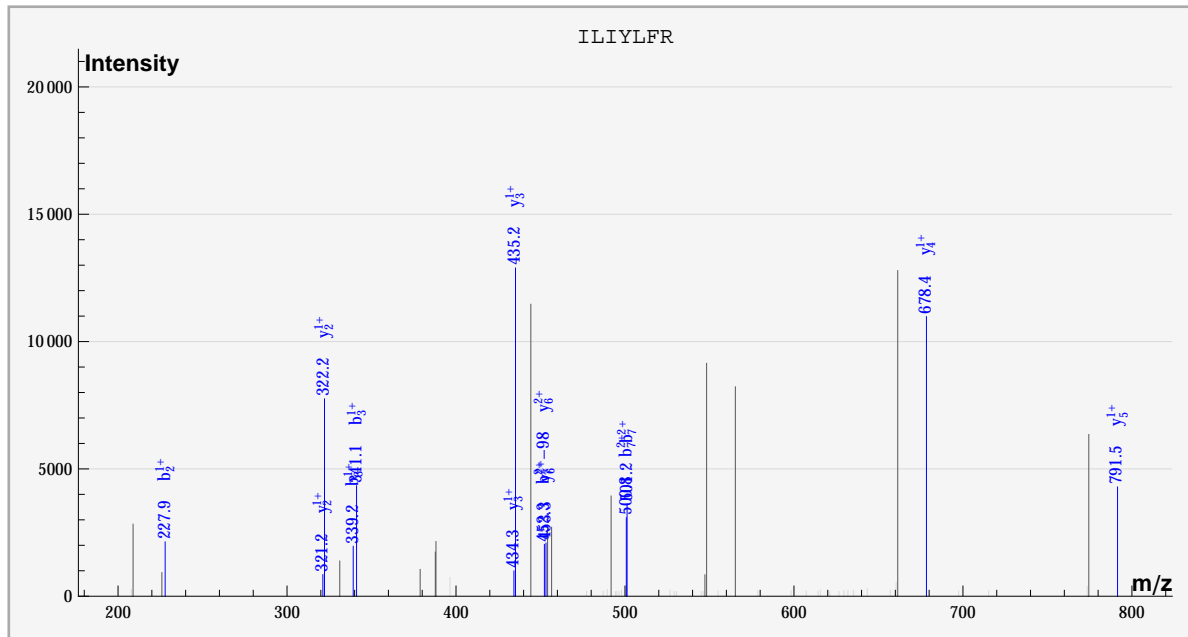
dbConflictWinner true ILIYLF R PHOS(1) 2. 511. -1.71974 5.85325 100. ?
 3276. S_Acido_new%gi|68568039|gb|AAY80968.1| ILIYLF R:::PHOS:::sample_1%compd_1736



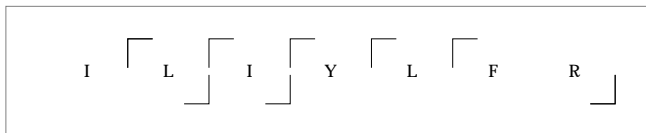
	#	b	b*	#	y	y*	P	P*
I	1							
L	2	✓		6	✓			
I	3	✓		5	✓			
Y	4			4	✓			
L	5			3	✓			
F	6			2	✓			
R	7	✓	✓	1				



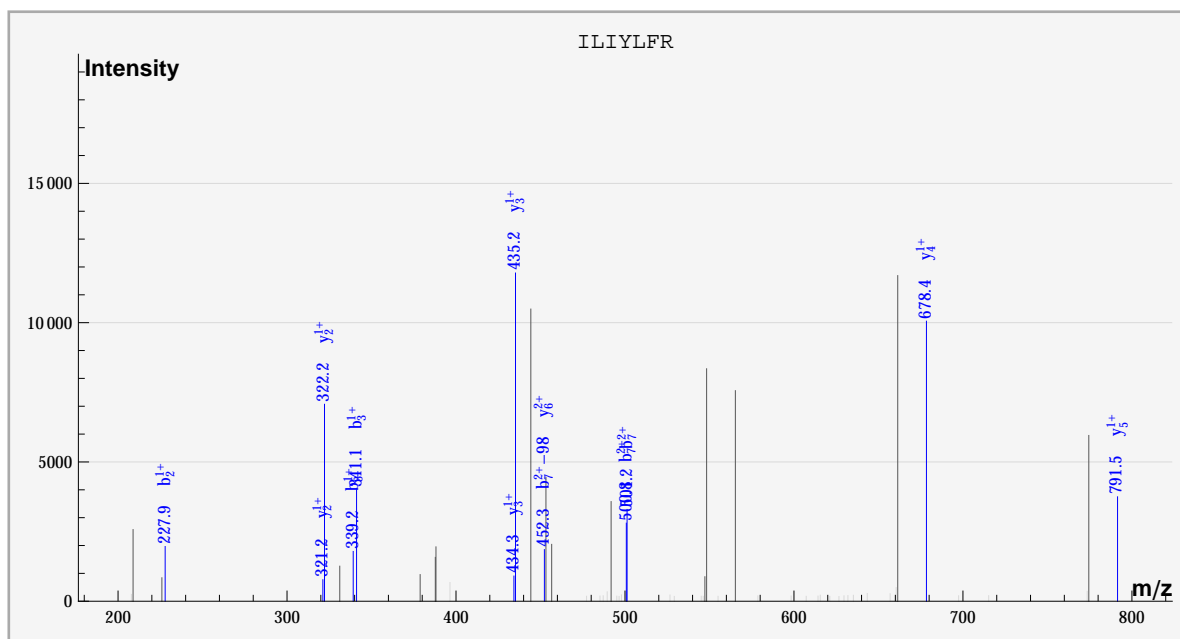
dbConflictWinner true ILIYLFR PHOS(1) 2. 511. -1.71974 5.8952 100. ?
 3288. S_Acido_new%gi|68568039|gb|AAY80968.1| ILIYLFR%:::PHOS:::%sample_1%compd_1747



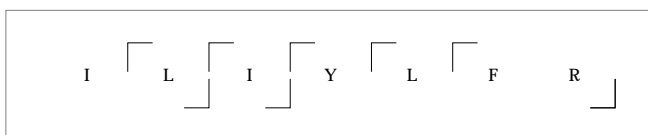
	#	b	b*	#	y	y*	P	P*
I	1							
L	2	✓		6	✓			
I	3	✓		5	✓			
Y	4			4	✓			
L	5			3	✓			
F	6			2	✓			
R	7	✓	✓	1				



dbConflictWinner true ILIYLFR PHOS(1) 2. 511. -1.71974 5.98272 100. ?
 3300. S_Acido_new%gi|68568039|gb|AAY80968.1| ILIYLFR%:::PHOS:::%sample_1%compd_1757

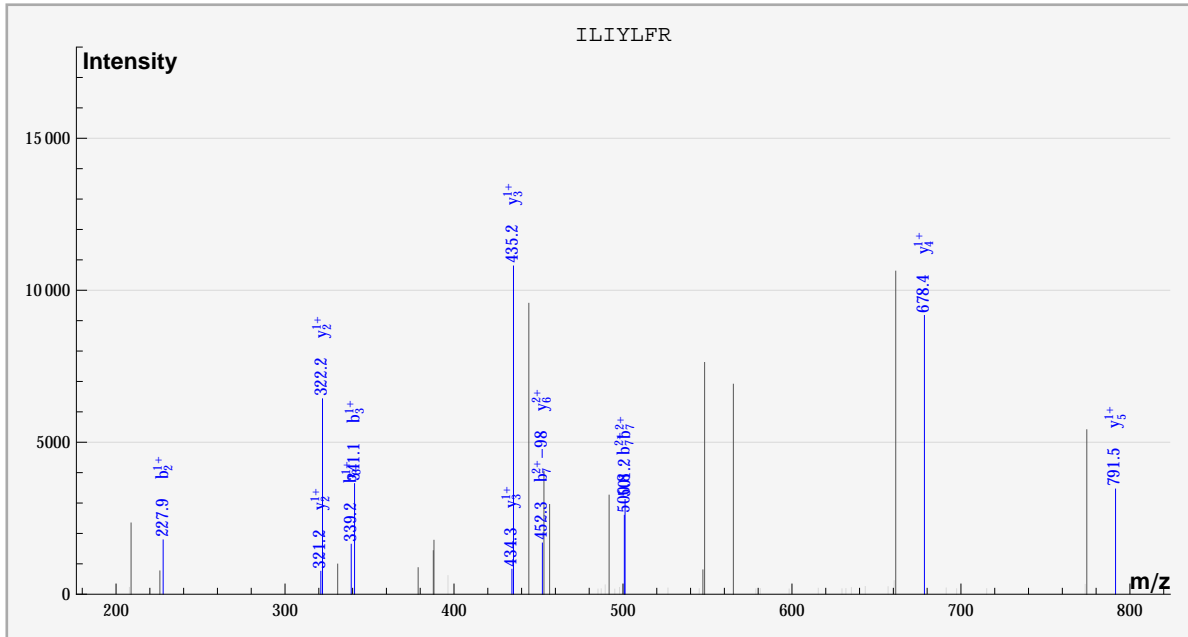


	#	b	b*	#	y	y*	P	P*
I	1							
L	2	✓		6	✓			
I	3	✓		5	✓			
Y	4			4	✓			
L	5			3	✓			
F	6			2	✓			
R	7	✓	✓	1				

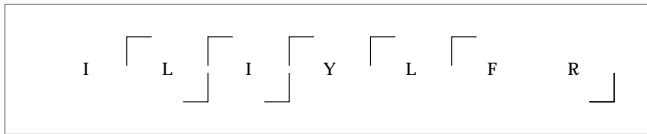


dbValid true ILIYLFR PHOS(1) 2. 511. -1.71974 5.882 100. ? 3312.

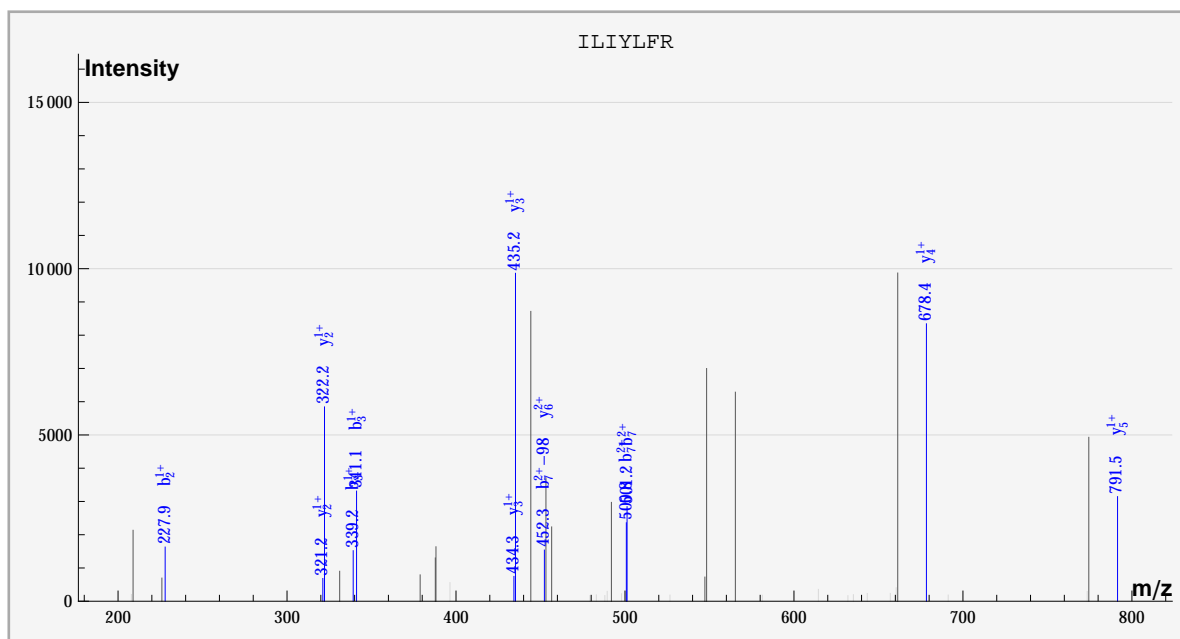
S_Acido_new%gi|68568039|gb|AAY80968.1| ILIYLFR%::::PHOS::::%sample_1%cmpd_1767



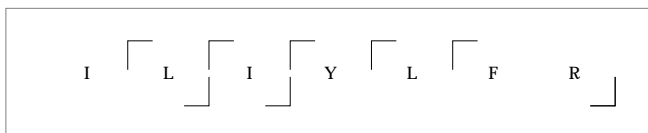
	#	b	b*	#	y	y*	P	P*
I	1							
L	2	✓		6	✓			
I	3	✓		5	✓			
Y	4			4	✓			
L	5			3	✓			
F	6			2	✓			
R	7	✓	✓	1				



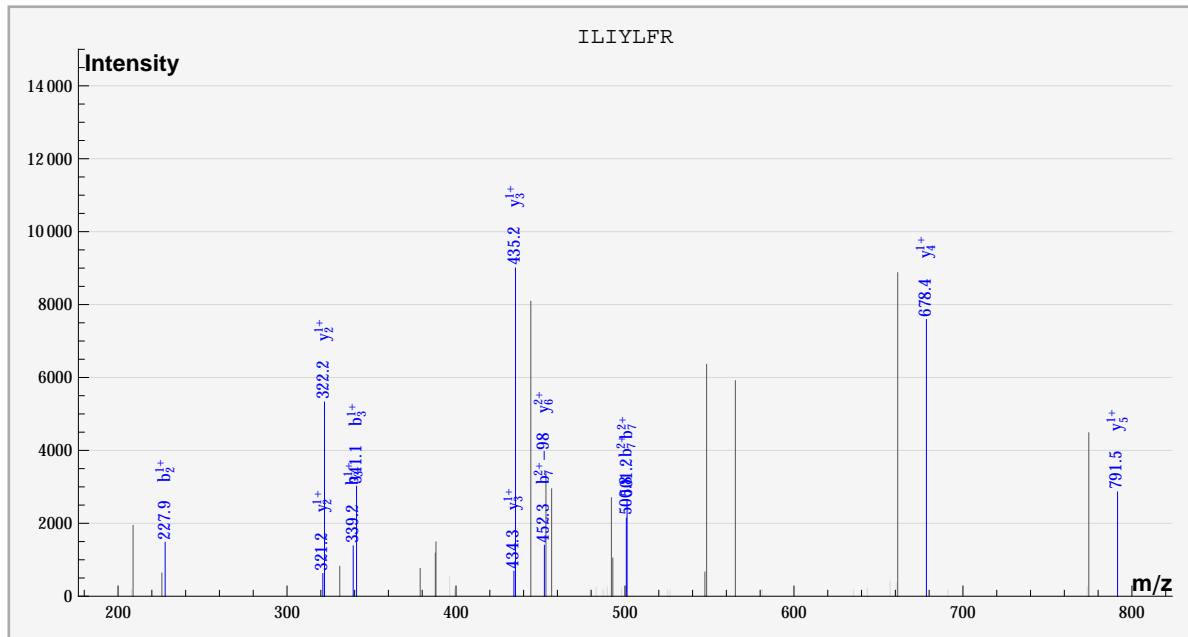
dbConflictWinner true ILIYLFR PHOS(1) 2. 511. -1.71974 5.8168 100. ?
 3324. S_Acido_new%gi|68568039|gb|AAY80968.1| ILIYLFR%:::PHOS:::%sample_1%compd_1777



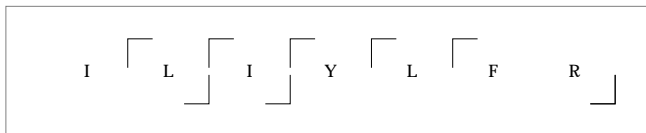
	#	b	b*	#	y	y*	P	P*
I	1							
L	2	✓		6	✓			
I	3	✓		5	✓			
Y	4			4	✓			
L	5			3	✓			
F	6			2	✓			
R	7	✓	✓	1				



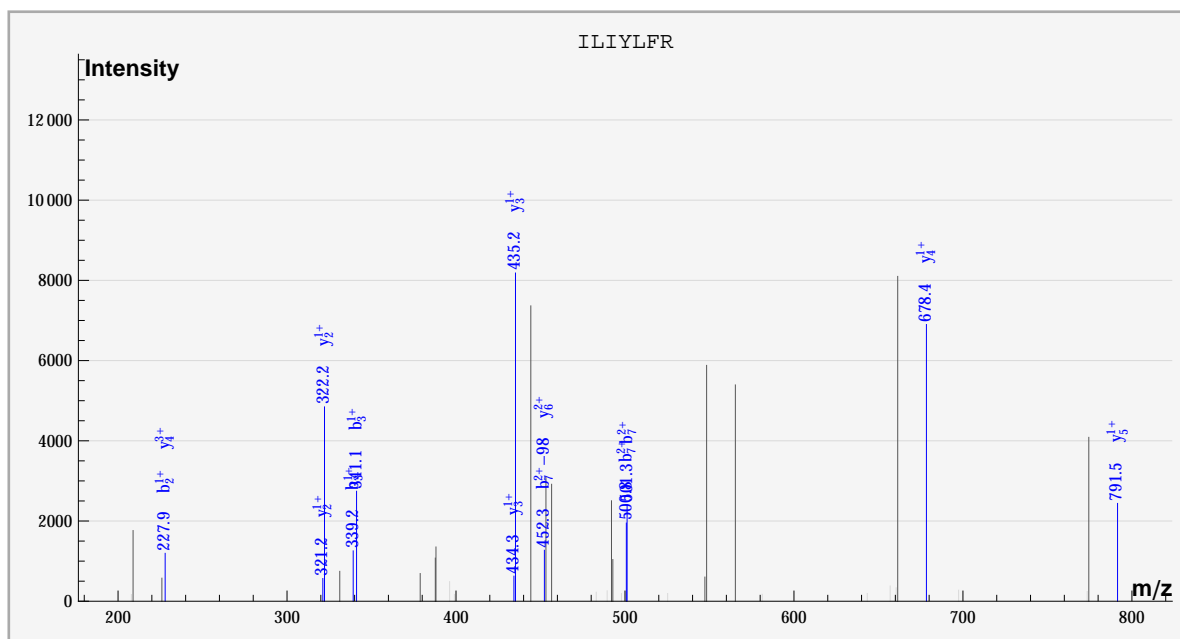
dbConflictWinner true ILIYLFR PHOS(1) 2. 511. -1.71974 5.86046 100. ?
 3336. S_Acido_new%gi|68568039|gb|AAY80968.1| ILIYLFR%:::PHOS:::%sample_1%compd_1787



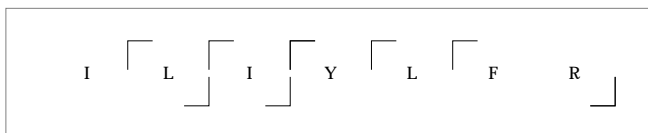
	#	b	b*	#	y	y*	P	P*
I	1							
L	2	✓		6	✓			
I	3	✓		5	✓			
Y	4			4	✓			
L	5			3	✓			
F	6			2	✓			
R	7	✓	✓	1				



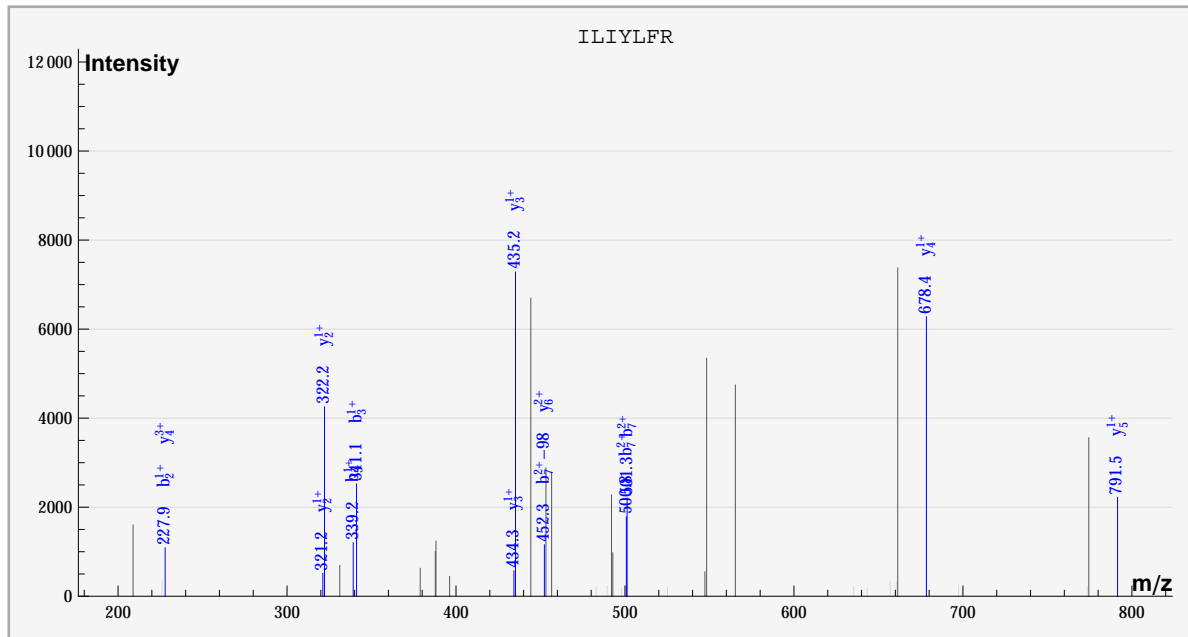
dbConflictWinner true ILIYLFR PHOS(1) 2. 511. -1.71974 5.97248 100. ?
 3348. S_Acido_new%gi|68568039|gb|AAY80968.1| ILIYLFR%:::PHOS:::%sample_1%compd_1797



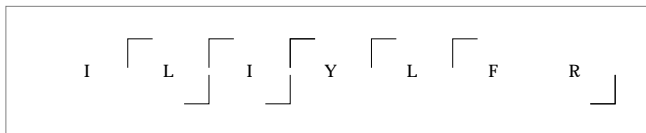
	#	b	b*	#	y	y*	P	P*
I	1							
L	2	✓		6	✓			
I	3	✓		5	✓			
Y	4			4	✓			
L	5			3	✓			
F	6			2	✓			
R	7	✓	✓	1				



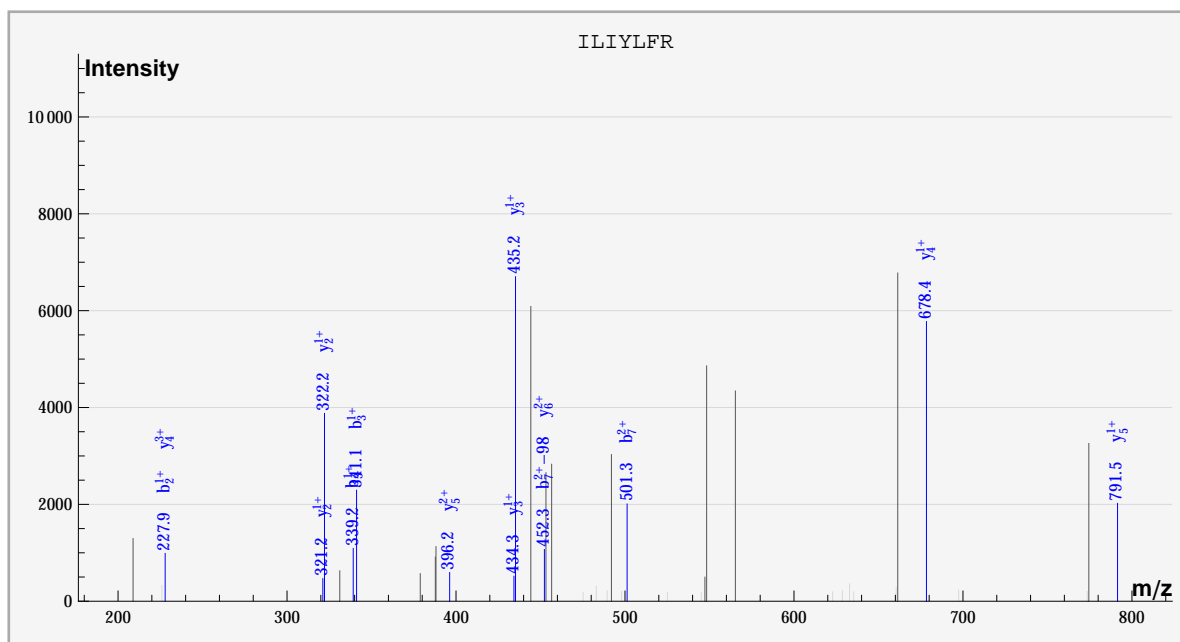
dbConflictWinner true ILIYLFR PHOS(1) 2. 511. -1.71974 6.20698 100. ?
 3360. S_Acido_new%gi|68568039|gb|AAY80968.1| ILIYLFR%:::PHOS:::%sample_1%compd_1807



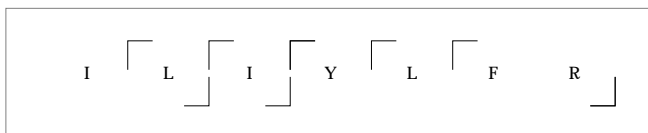
	#	b	b*	#	y	y*	P	P*
I	1							
L	2	✓		6	✓			
I	3	✓		5	✓			
Y	4			4	✓			
L	5			3	✓			
F	6			2	✓			
R	7	✓	✓	1				



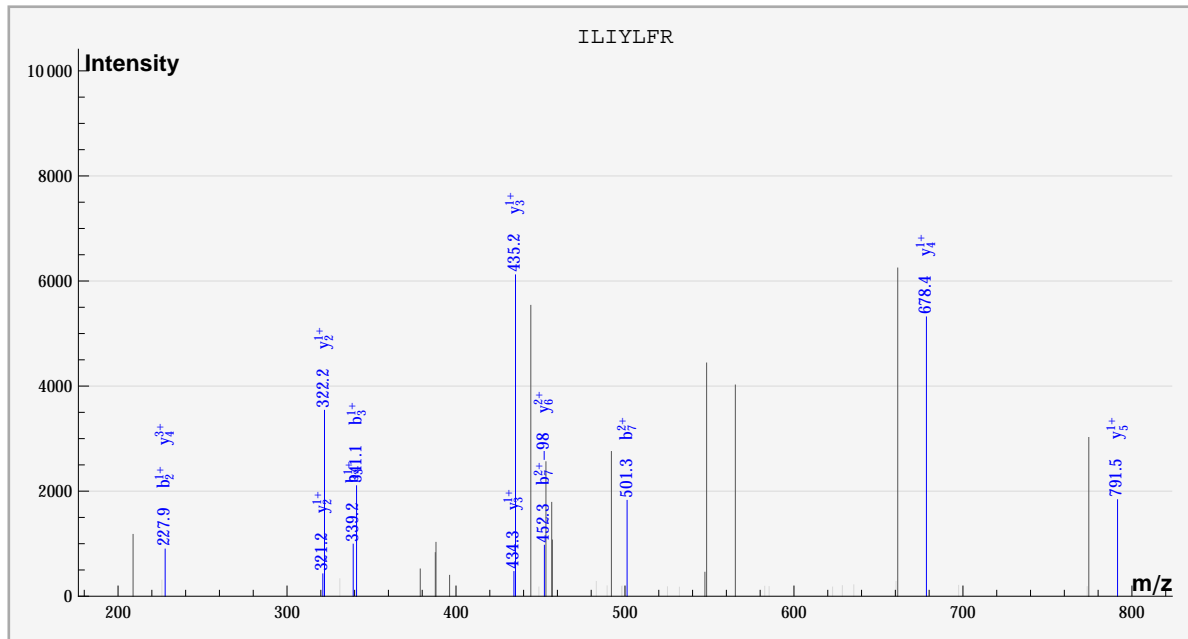
dbConflictWinner true ILIYLFR PHOS(1) 2. 511. -1.71974 6.00243 100. ?
 3372. S_Acido_new%gi|68568039|gb|AAY80968.1| ILIYLFR%:::PHOS:::%sample_1%compd_1817



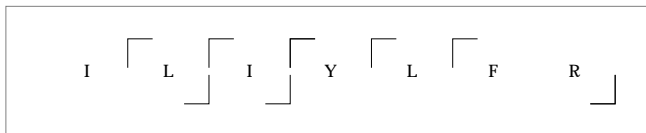
	#	b	b*	#	y	y*	P	P*
I	1							
L	2	✓		6	✓			
I	3	✓		5	✓			
Y	4			4	✓			
L	5			3	✓			
F	6			2	✓			
R	7	✓	✓	1				



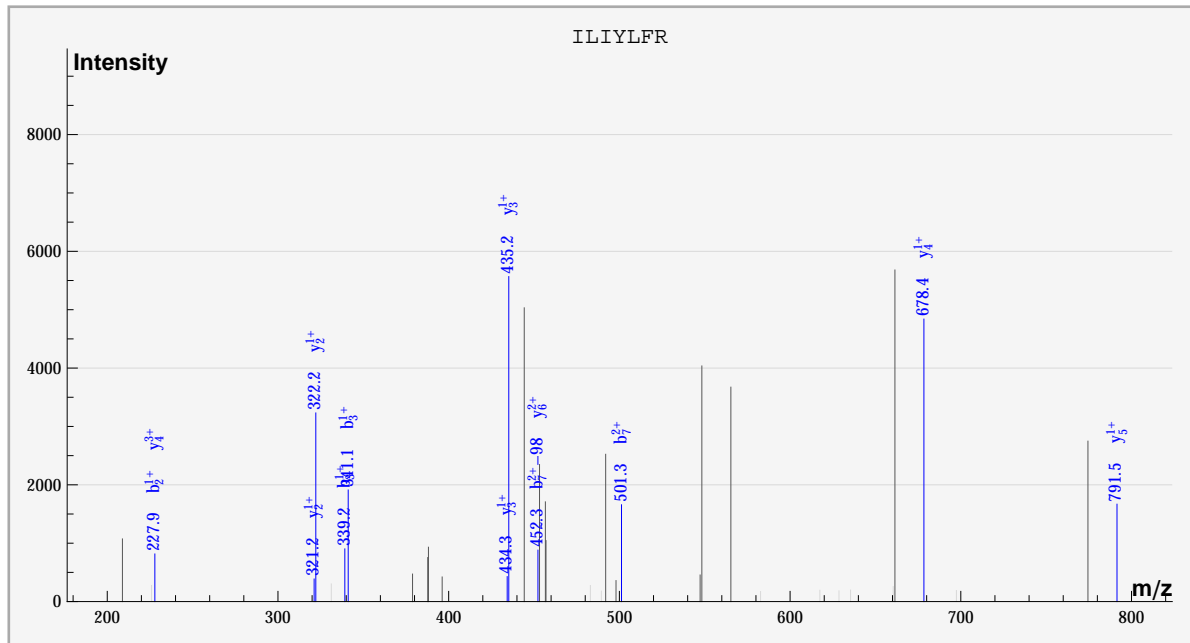
dbConflictWinner true ILIYLFR PHOS(1) 2. 511. -1.71974 6.22905 100. ?
 3384. S_Acido_new%gi|68568039|gb|AAY80968.1| ILIYLFR%:::PHOS:::%sample_1%compd_1828



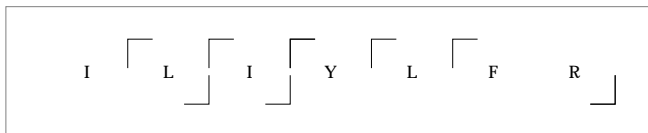
	#	b	b*	#	y	y*	P	P*
I	1							
L	2	✓		6	✓			
I	3	✓		5	✓			
Y	4			4	✓			
L	5			3	✓			
F	6			2	✓			
R	7	✓	✓	1				



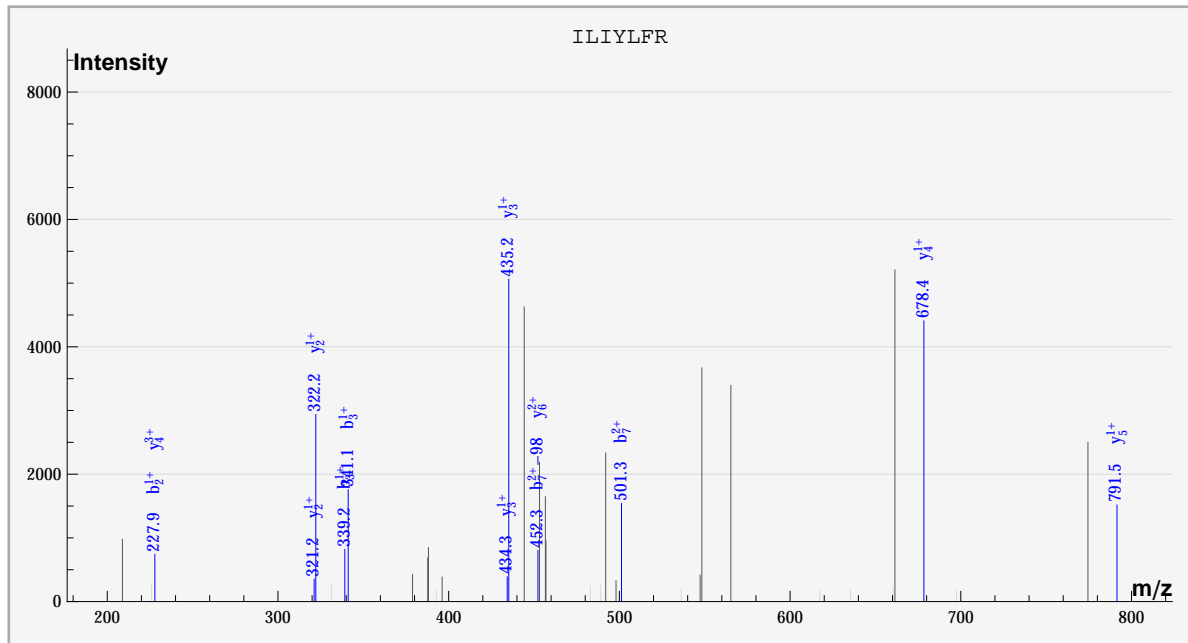
dbConflictWinner true ILIYLFR PHOS(1) 2. 511. -1.71974 6.56848 100. ?
 3396. S_Acido_new%gi|68568039|gb|AAY80968.1| ILIYLFR%:::PHOS:::%sample_1%compd_1838



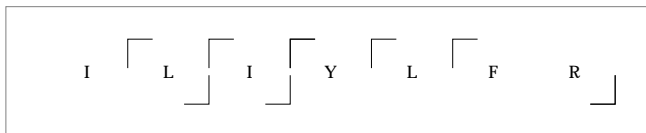
	#	b	b*	#	y	y*	P	P*
I	1							
L	2	✓		6	✓			
I	3	✓		5	✓			
Y	4			4	✓			
L	5			3	✓			
F	6			2	✓			
R	7	✓	✓	1				



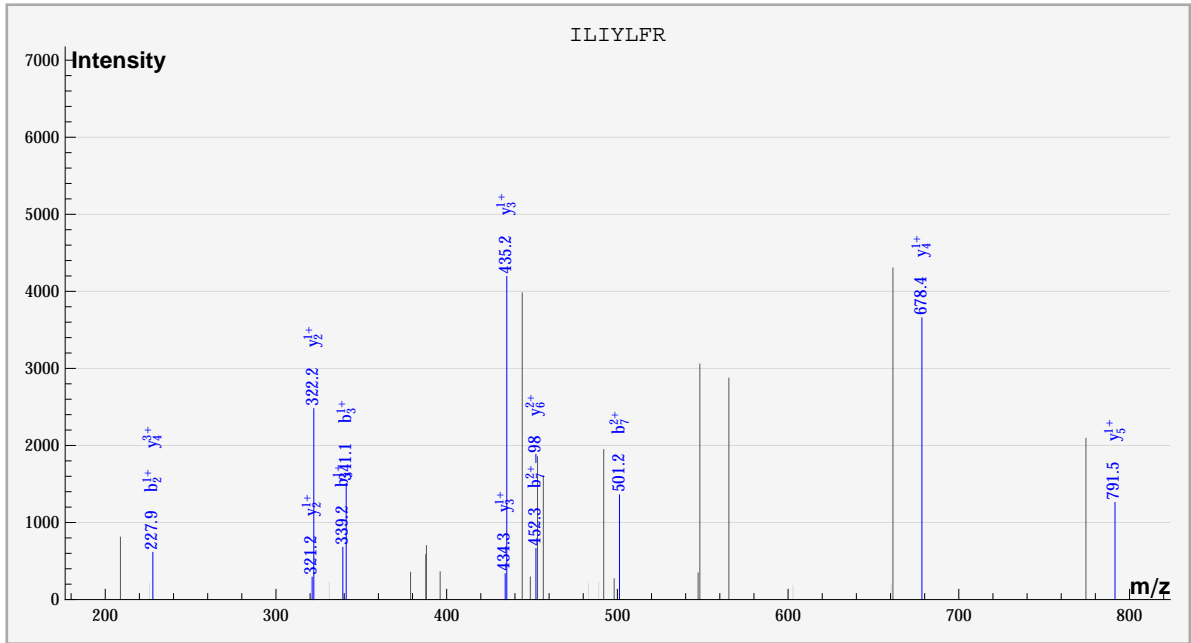
dbConflictWinner true ILIYLFR PHOS(1) 2. 511. -1.71974 6.1768 100. ?
 3408. S_Acido_new%gi|68568039|gb|AAY80968.1| ILIYLFR%:::PHOS:::%sample_1%compd_1849



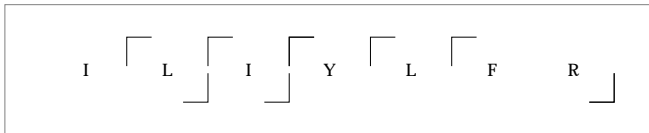
	#	b	b*	#	y	y*	P	P*
I	1							
L	2	✓		6	✓			
I	3	✓		5	✓			
Y	4			4	✓			
L	5			3	✓			
F	6			2	✓			
R	7	✓	✓	1				



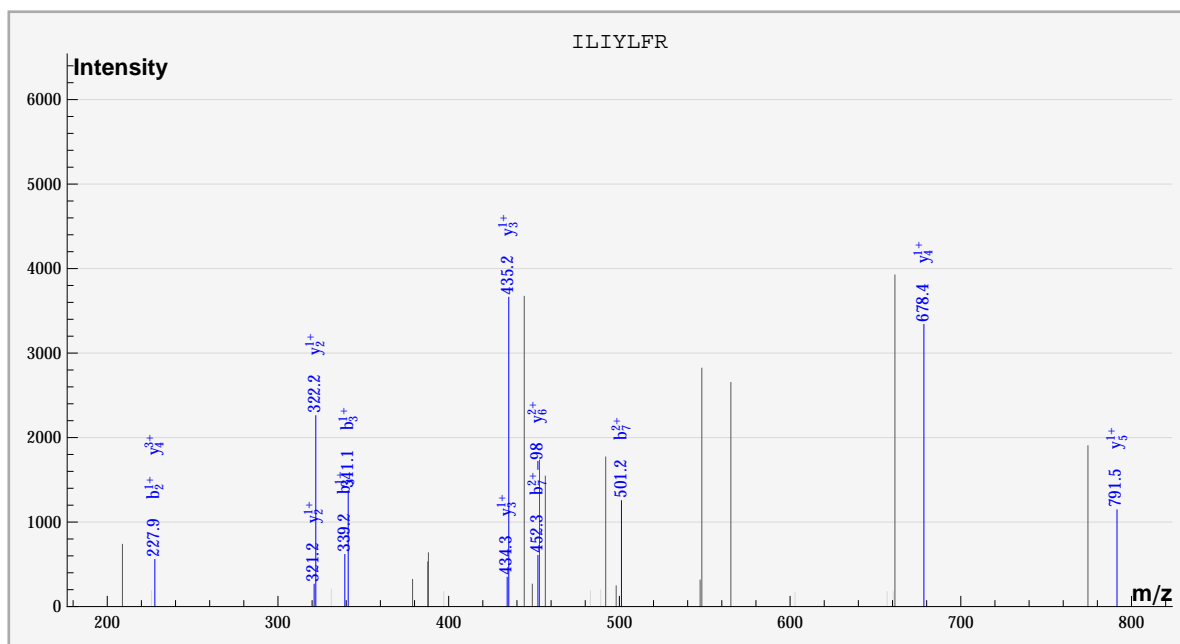
dbConflictWinner true ILIYLFR PHOS(1) 2. 511. -1.71974 5.813 100. ?
 3432. S_Acido_new%gi|68568039|gb|AAY80968.1| ILIYLFR%:::PHOS:::%sample_1%compd_1869



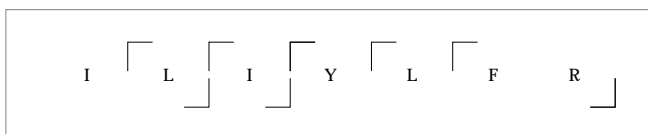
	#	b	b*	#	y	y*	P	P*
I	1							
L	2	✓		6	✓			
I	3	✓		5	✓			
Y	4			4	✓			
L	5			3	✓			
F	6			2	✓			
R	7	✓	✓	1				



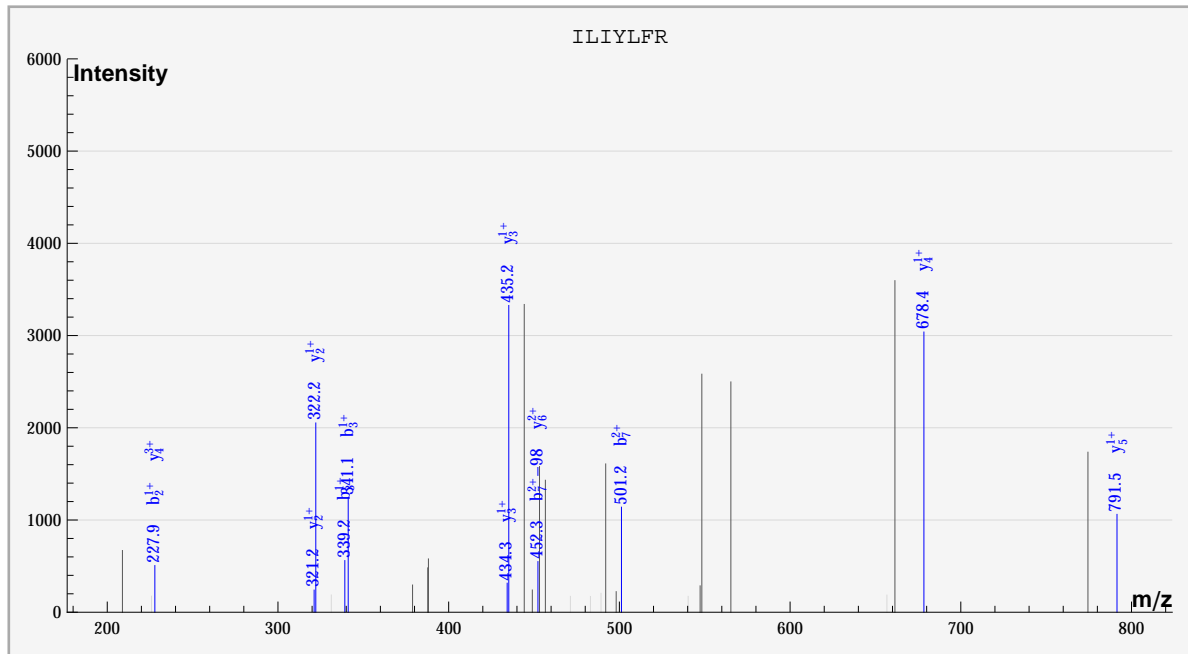
dbConflictWinner true ILIYLFR PHOS(1) 2. 511. -1.71974 5.83544 100. ?
 3444. S_Acido_new%gi|68568039|gb|AAY80968.1| ILIYLFR%:::PHOS:::%sample_1%compd_1879



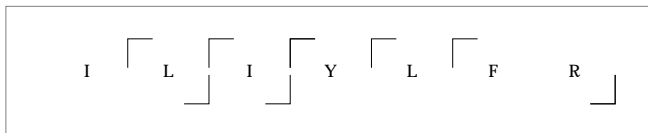
	#	b	b*	#	y	y*	P	P*
I	1							
L	2	✓		6	✓			
I	3	✓		5	✓			
Y	4			4	✓			
L	5			3	✓			
F	6			2	✓			
R	7	✓	✓	1				



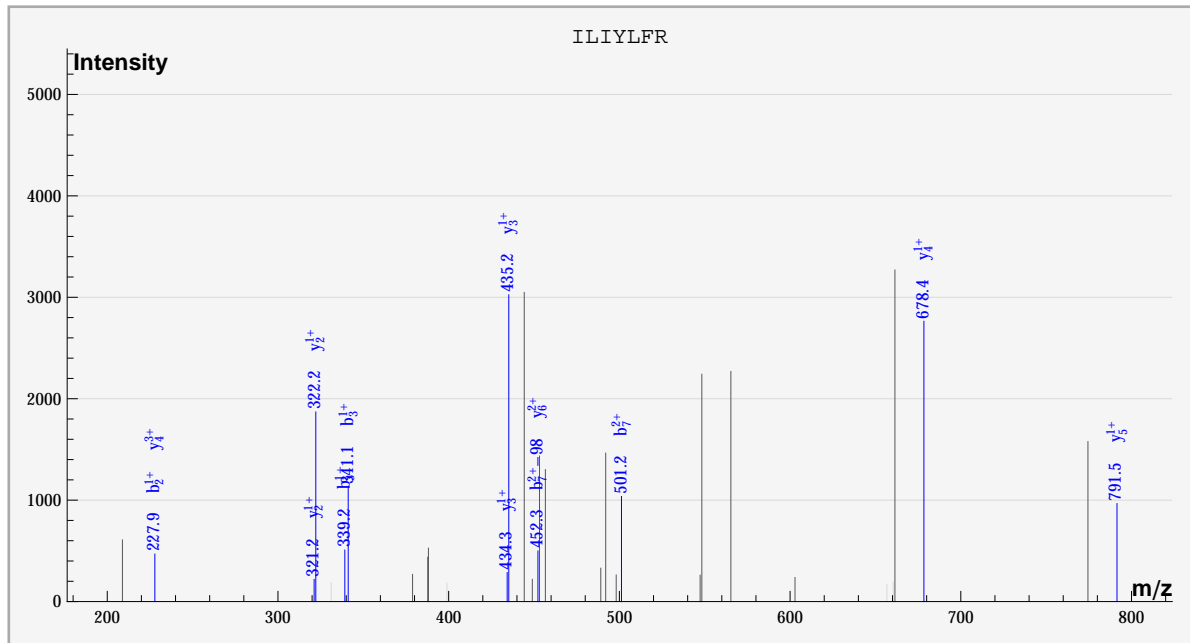
dbConflictWinner true ILIYLFR PHOS(1) 2. 511. -1.71974 5.90077 100. ?
 3456. S_Acido_new%gi|68568039|gb|AAY80968.1| ILIYLFR%:::PHOS:::%sample_1%compd_1889



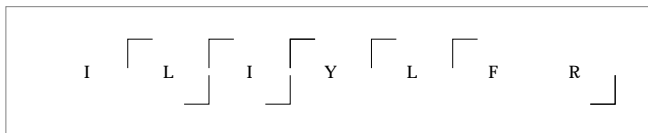
	#	b	b*	#	y	y*	P	P*
I	1							
L	2	✓		6	✓			
I	3	✓		5	✓			
Y	4			4	✓			
L	5			3	✓			
F	6			2	✓			
R	7	✓	✓	1				



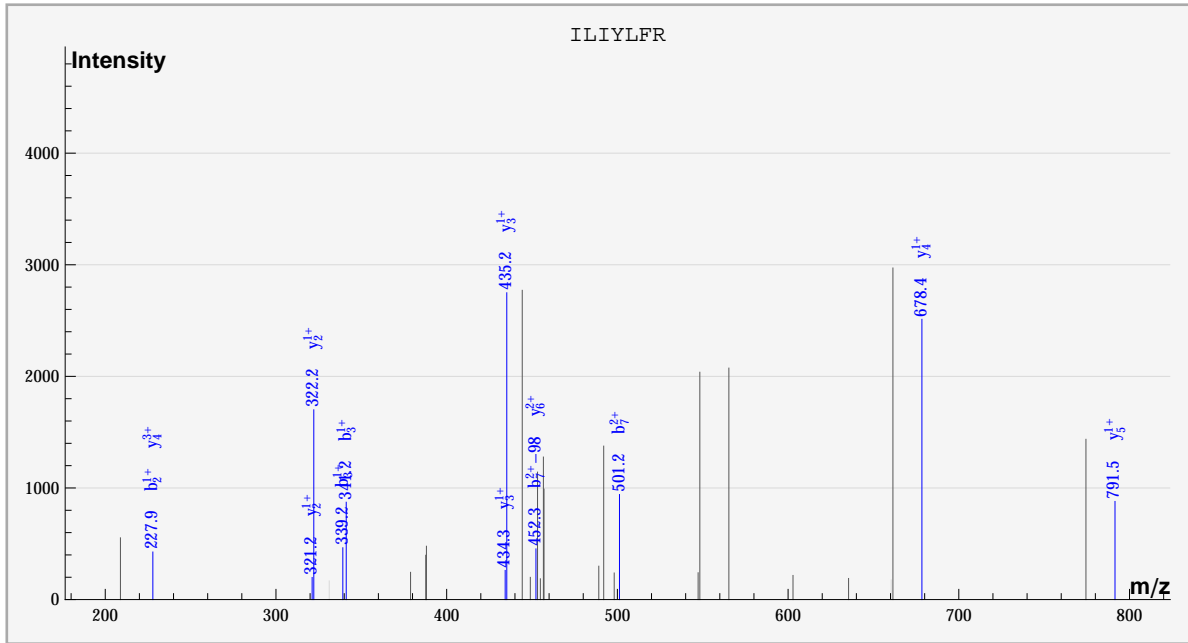
dbConflictWinner true ILIYLFR PHOS(1) 2. 511. -1.71974 5.81872 100. ?
 3468. S_Acido_new%gi|68568039|gb|AAY80968.1| ILIYLFR%:::PHOS:::%sample_1%compd_1899



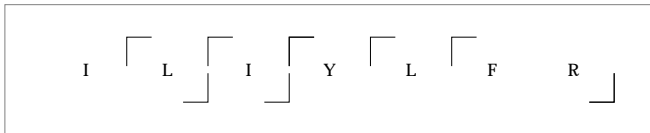
	#	b	b*	#	y	y*	P	P*
I	1							
L	2	✓		6	✓			
I	3	✓		5	✓			
Y	4			4	✓			
L	5			3	✓			
F	6			2	✓			
R	7	✓	✓	1				



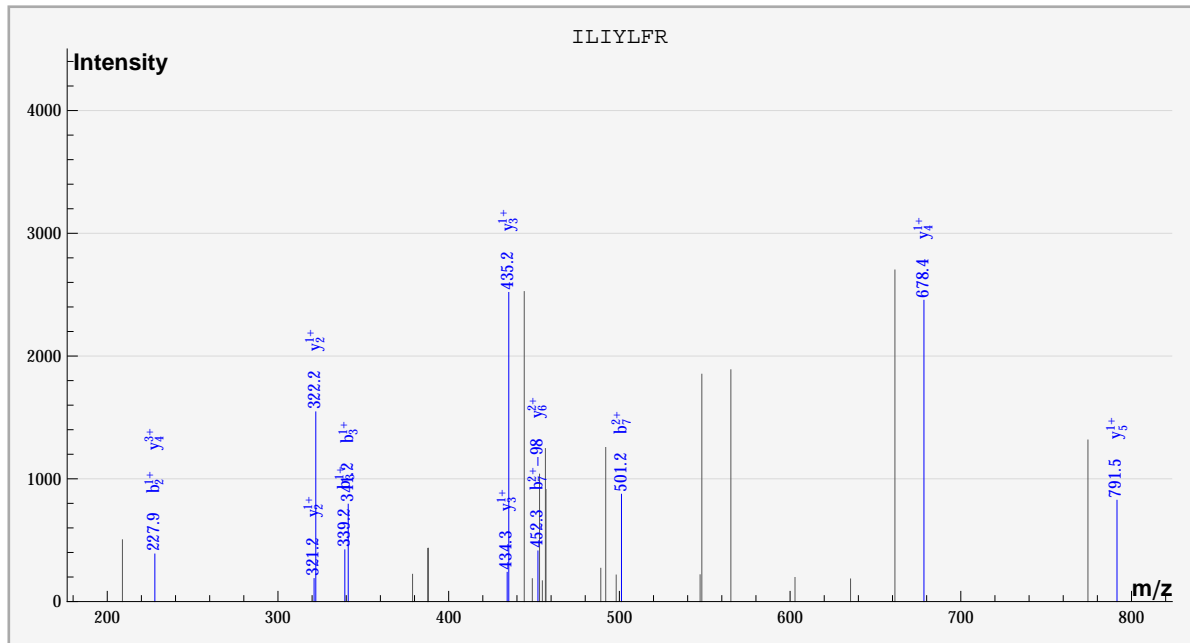
dbConflictWinner true ILIYLFR PHOS(1) 2. 511. -1.71974 5.72028 100. ?
 3480. S_Acido_new%gi|68568039|gb|AAY80968.1| ILIYLFR%:::PHOS:::%sample_1%compd_1909



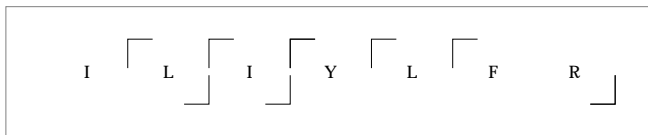
	#	b	b*	#	y	y*	P	P*
I	1							
L	2	✓		6	✓			
I	3	✓		5	✓			
Y	4			4	✓			
L	5			3	✓			
F	6			2	✓			
R	7	✓	✓	1				



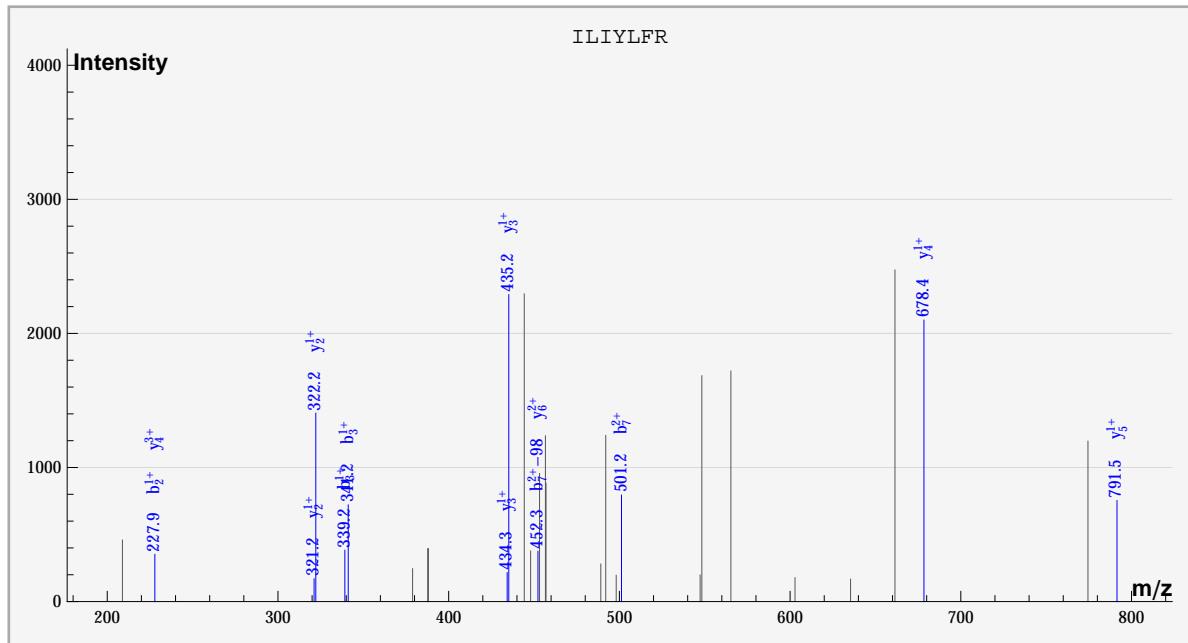
dbConflictWinner true ILIYLFR PHOS(1) 2. 511. -1.71974 5.80154 100. ?
 3492. S_Acido_new%gi|68568039|gb|AAY80968.1| ILIYLFR%:::PHOS:::%sample_1%compd_1919



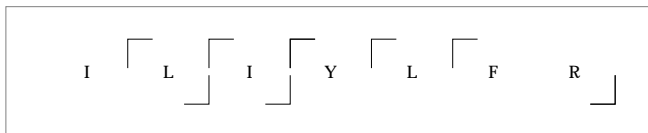
	#	b	b*	#	y	y*	P	P*
I	1							
L	2	✓		6	✓			
I	3	✓		5	✓			
Y	4			4	✓			
L	5			3	✓			
F	6			2	✓			
R	7	✓	✓	1				



dbConflictWinner true ILIYLFR PHOS(1) 2. 511. -1.71974 5.9019 100. ?
 3504. S_Acido_new%gi|68568039|gb|AAY80968.1| ILIYLFR%:::PHOS:::%sample_1%compd_1930

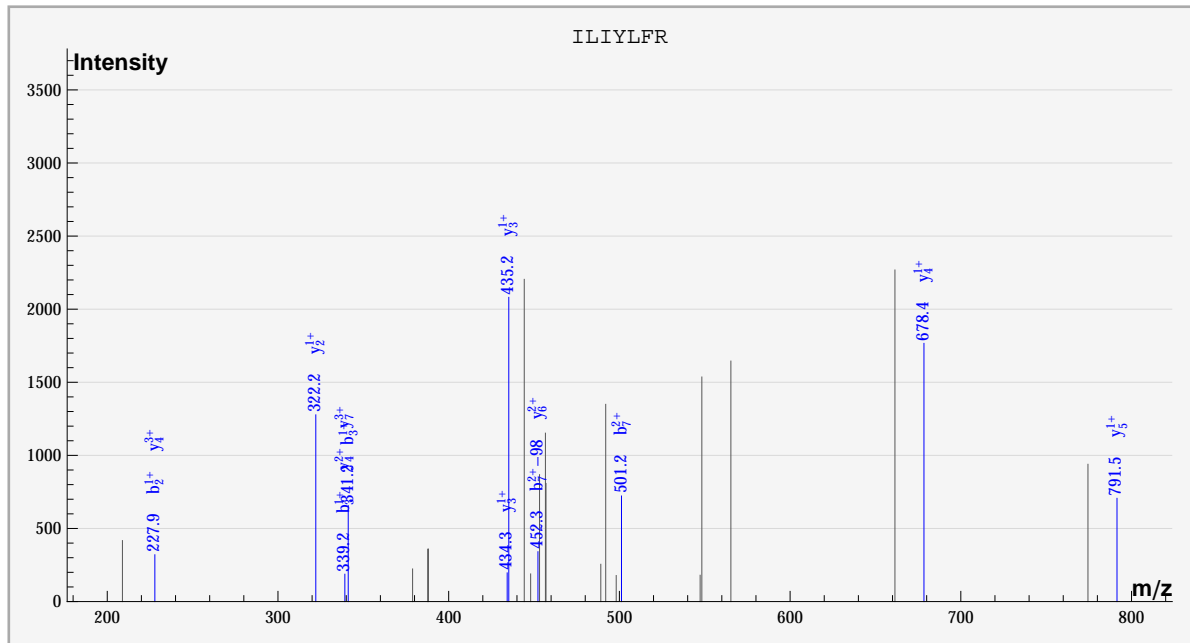


	#	b	b*	#	y	y*	P	P*
I	1							
L	2	✓		6	✓			
I	3	✓		5	✓			
Y	4			4	✓			
L	5			3	✓			
F	6			2	✓			
R	7	✓	✓	1				

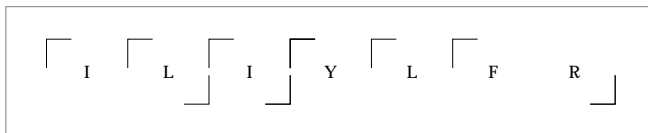


dbValid true ILIYLFR PHOS(1) 2. 511. -1.71974 6.05451 100. ? 3516.

S_Acido_new%gi|68568039|gb|AAY80968.1| ILIYLFR%::::PHOS::::sample_1%compd_1940

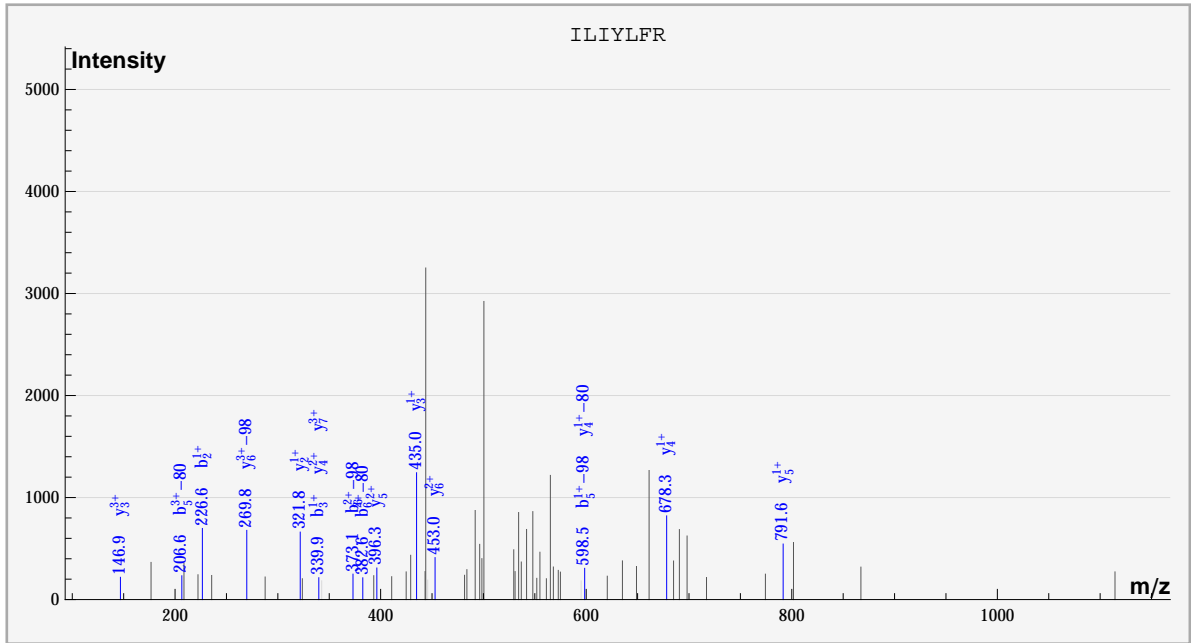


	#	b	b*	#	y	y*	P	P*
I	1							✓
L	2	✓		6	✓			
I	3	✓		5	✓			
Y	4			4	✓			
L	5			3	✓			
F	6			2	✓			
R	7	✓	✓	1				

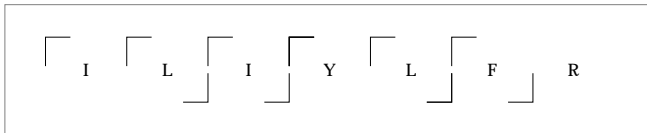


dbValid true ILIYLFR PHOS(1) 2. 511. -1.71974 5.3358 100. ? 3522.

S_Acido_new%gi|68568039|gb|AAY80968.1| ILIYLFR%::::PHOS::::%sample_0%compd_2100

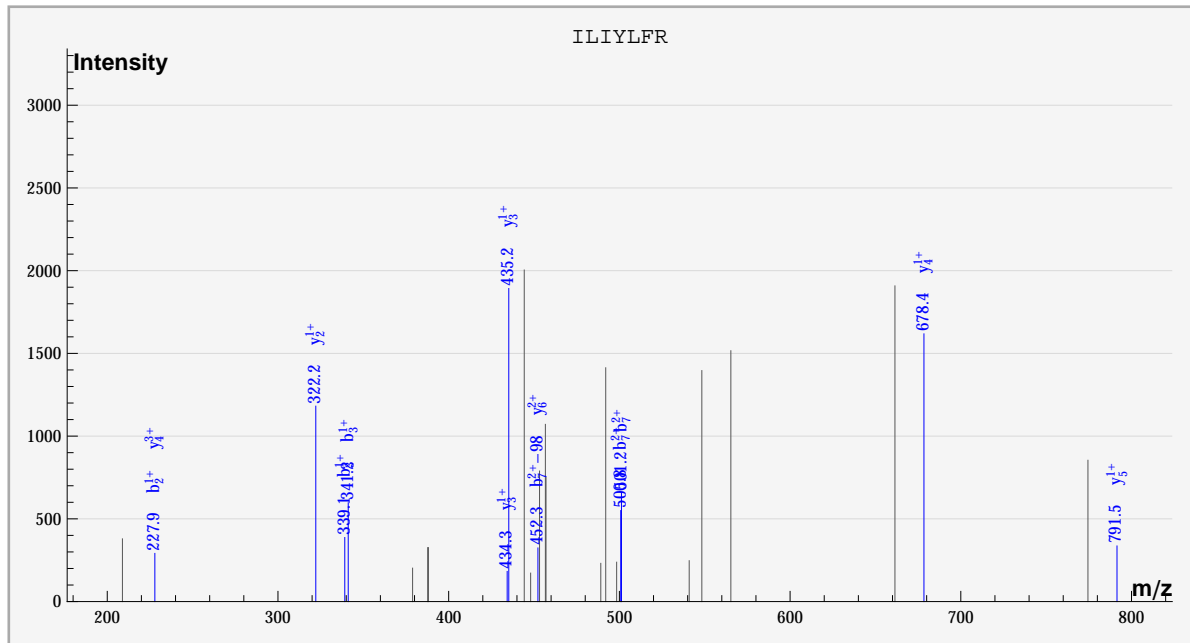


	#	b	b*	#	y	y*	P	P*
I	1							✓
L	2	✓		6	✓	✓		
I	3	✓		5	✓			
Y	4			4	✓	✓		
L	5		✓	3	✓			
F	6		✓	2	✓			
R	7			1				

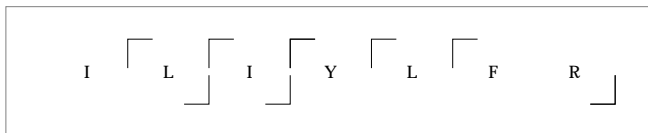


dbValid true ILIYLFR PHOS(1) 2. 511. -1.71974 6.04676 100. ? 3528.

S_Acido_new%gi|68568039|gb|AAY80968.1| ILIYLFR%::::PHOS:::%sample_1%cmpd_1951

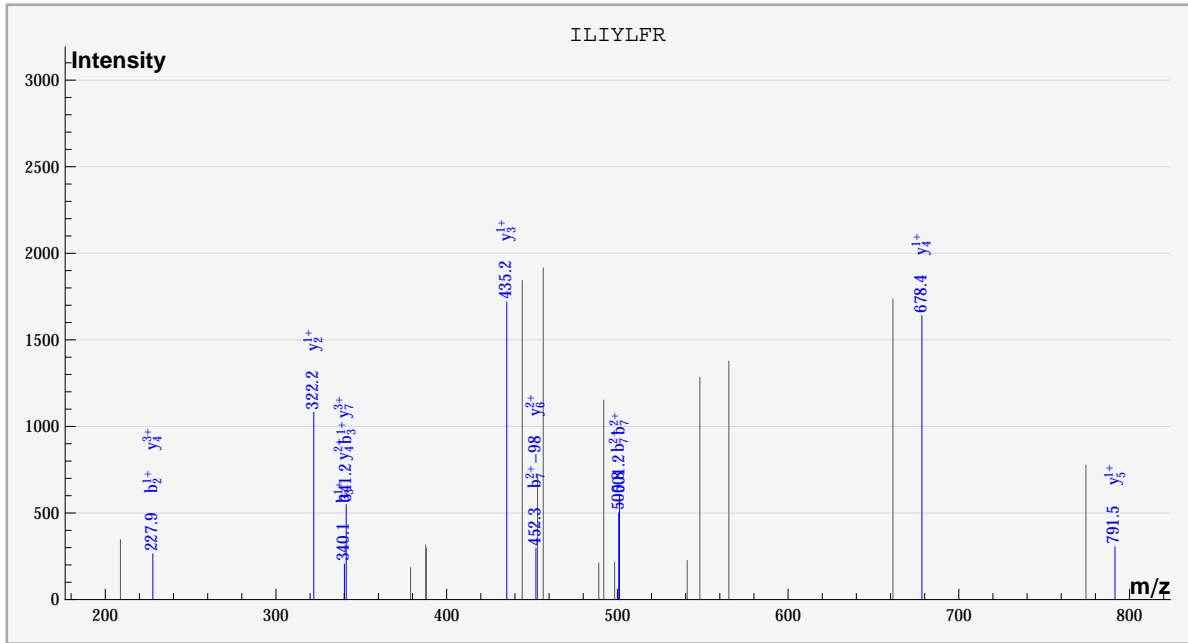


	#	b	b*	#	y	y*	P	P*
I	1							
L	2	✓		6	✓			
I	3	✓		5	✓			
Y	4			4	✓			
L	5			3	✓			
F	6			2	✓			
R	7	✓	✓	1				

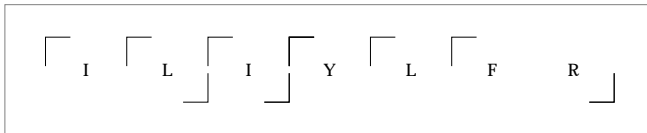


dbValid true ILIYLFR PHOS(1) 2. 511. -1.71974 6.18483 100. ? 3540.

S_Acido_new%gi|68568039|gb|AAY80968.1| ILIYLFR%::::PHOS::::sample_1%compd_1961

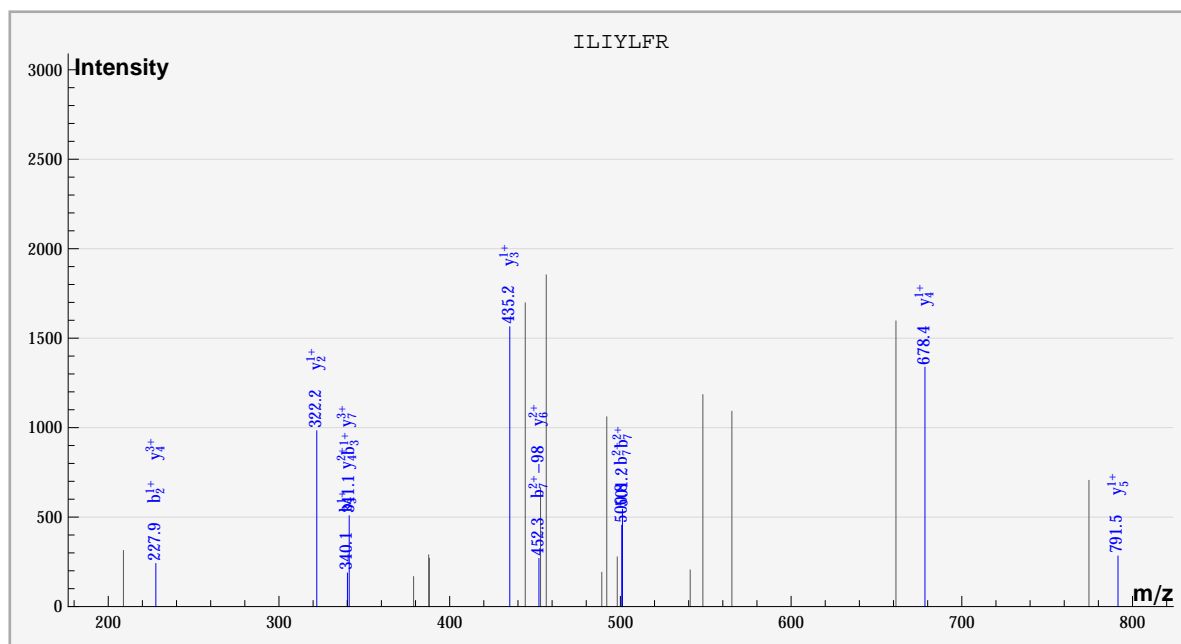


	#	b	b*	#	y	y*	P	P*
I	1							✓
L	2	✓		6	✓			
I	3	✓		5	✓			
Y	4			4	✓			
L	5			3	✓			
F	6			2	✓			
R	7	✓	✓	1				

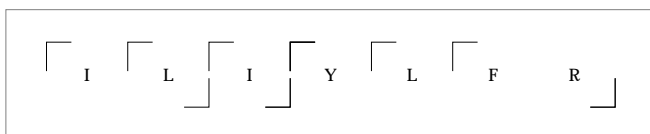


dbValid true ILIYLFR PHOS(1) 2. 511. -1.71974 6.20794 100. ? 3552.

S_Acido_new%gi|68568039|gb|AAY80968.1| ILIYLFR%::::PHOS:::%sample_1%compd_1971

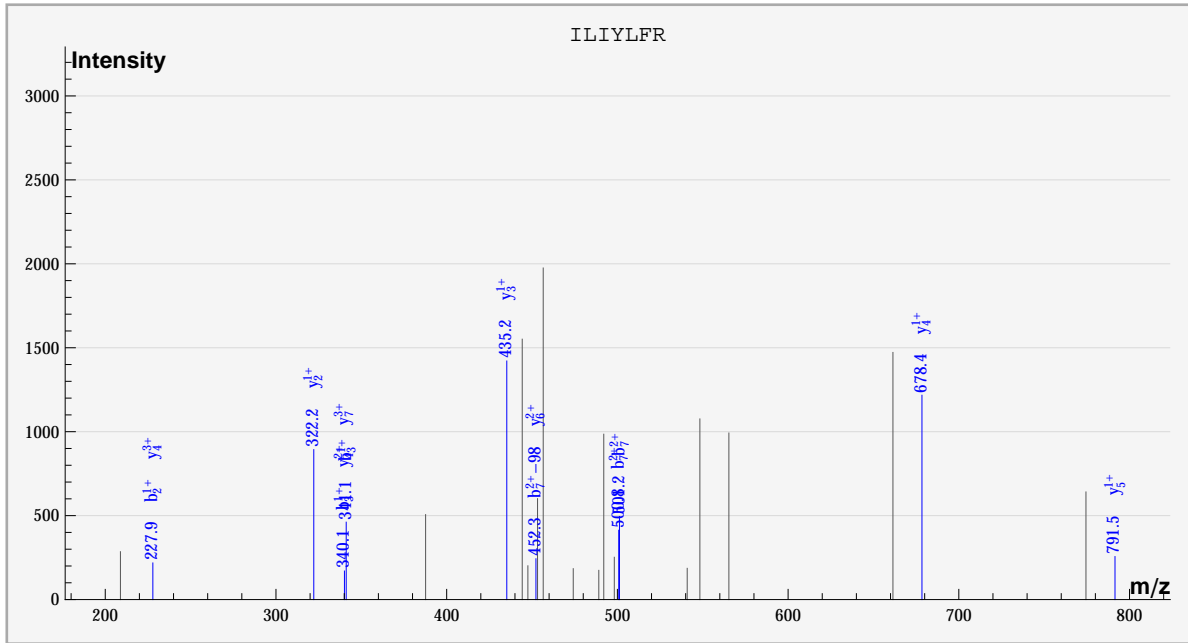


	#	b	b*	#	y	y*	P	P*
I	1							✓
L	2	✓		6	✓			
I	3	✓		5	✓			
Y	4			4	✓			
L	5			3	✓			
F	6			2	✓			
R	7	✓	✓	1				

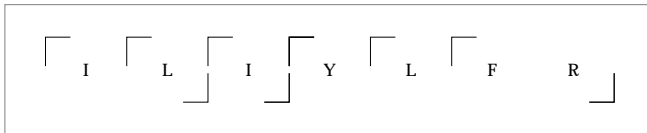


dbValid true ILIYLFR PHOS(1) 2. 511. -1.71974 6.23075 100. ? 3564.

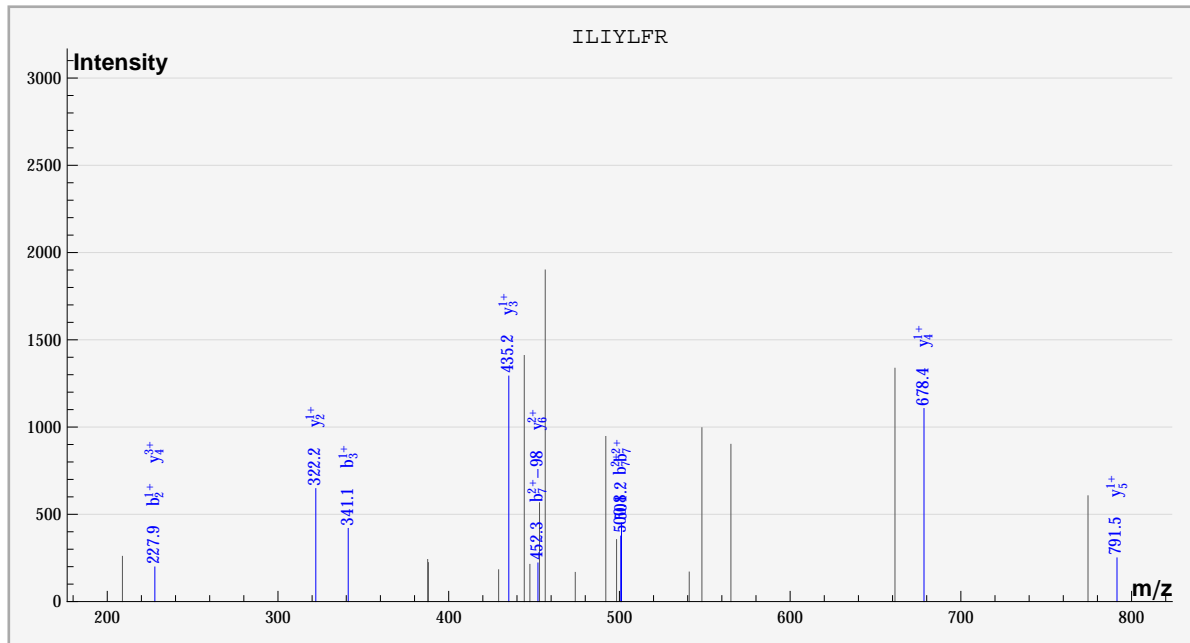
S_Acido_new%gi|68568039|gb|AAY80968.1| ILIYLFR%::::PHOS::::%sample_1%compd_1981



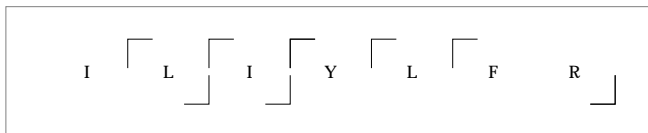
	#	b	b*	#	y	y*	P	P*
I	1							✓
L	2	✓		6	✓			
I	3	✓		5	✓			
Y	4			4	✓			
L	5			3	✓			
F	6			2	✓			
R	7	✓	✓	1				



dbValid true ILIYLFR PHOS(1) 2. 511. -1.71974 5.754 100. ? 3576.
 S_Acido_new%gi|68568039|gb|AAY80968.1| ILIYLFR%::::PHOS::::%sample_1%cmpd_1991

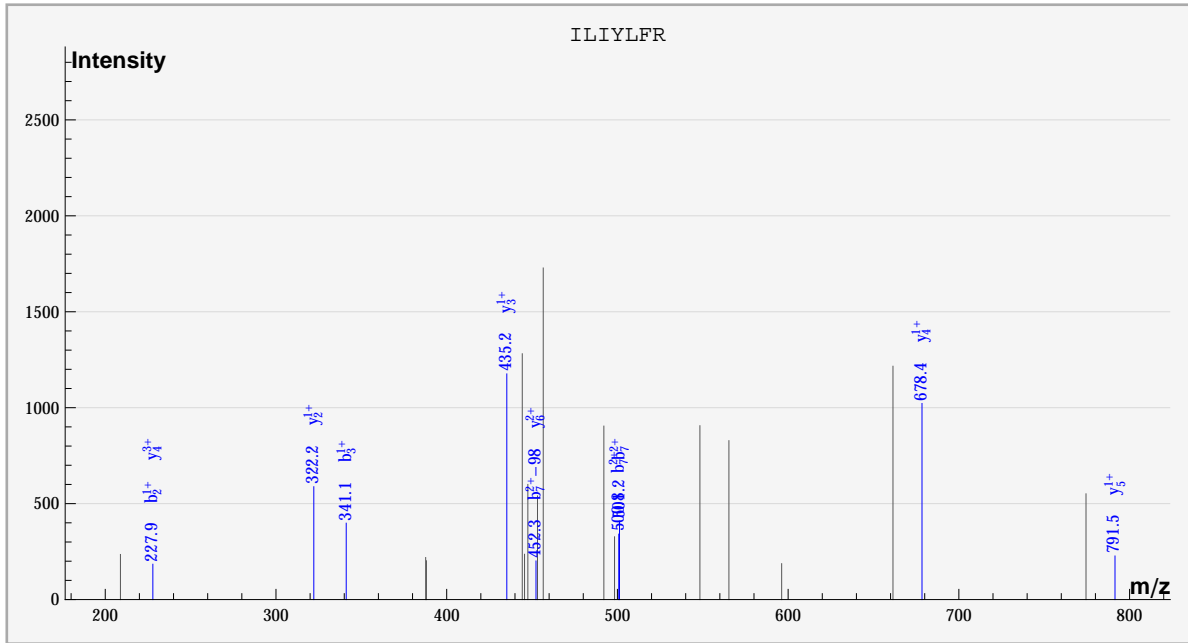


	#	b	b*	#	y	y*	P	P*
I	1							
L	2	✓		6	✓			
I	3	✓		5	✓			
Y	4			4	✓			
L	5			3	✓			
F	6			2	✓			
R	7	✓	✓	1				

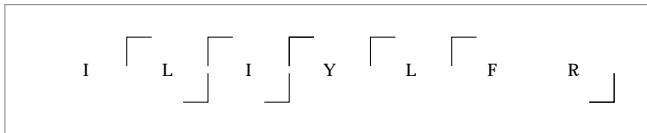


dbValid true ILIYLFR PHOS(1) 2. 511. -1.71974 5.74902 100. ? 3588.

S_Acido_new%gi|68568039|gb|AAY80968.1| ILIYLFR%::::PHOS::::%sample_1%compd_2001

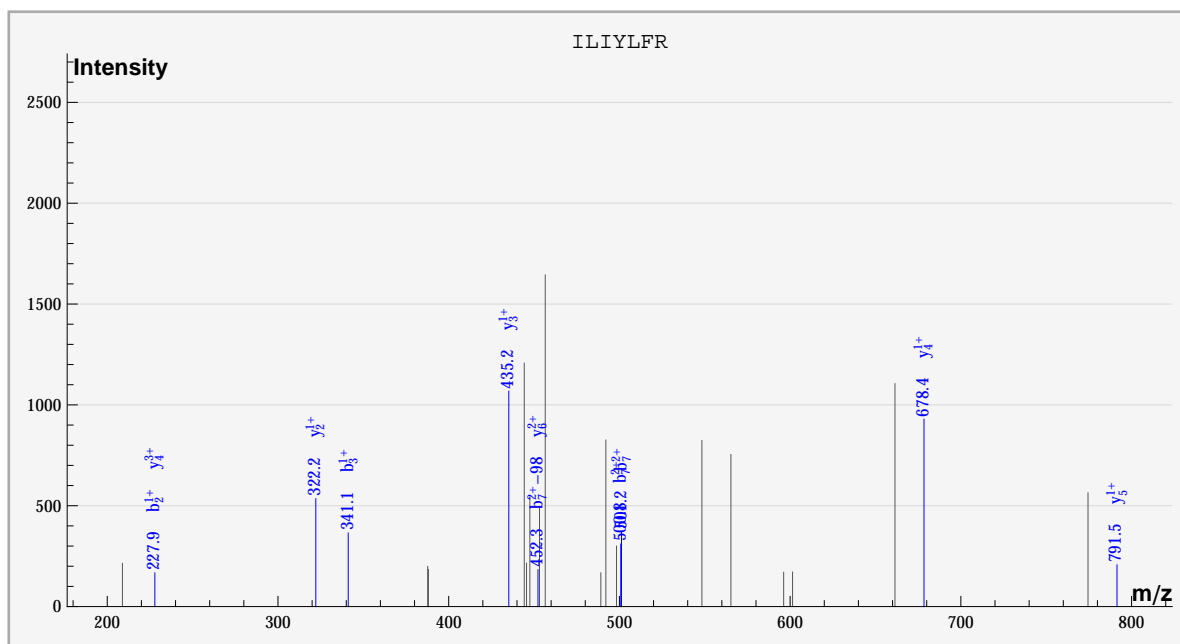


	#	b	b*	#	y	y*	P	P*
I	1							
L	2	✓		6	✓			
I	3	✓		5	✓			
Y	4			4	✓			
L	5			3	✓			
F	6			2	✓			
R	7	✓	✓	1				

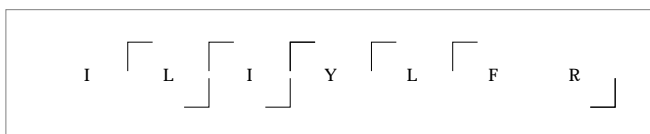


dbValid true ILIYLFR PHOS(1) 2. 511. -1.71974 6.14055 100. ? 3600.

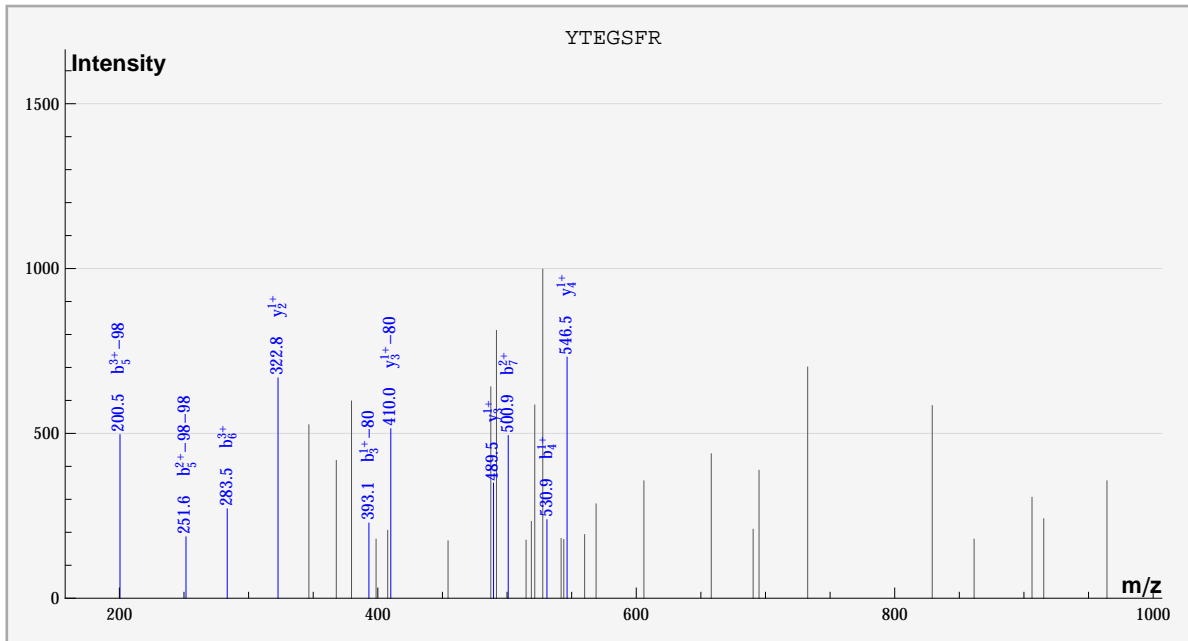
S_Acido_new%gi|68568039|gb|AAY80968.1| ILIYLFR%::::PHOS::::%sample_1%compd_2011



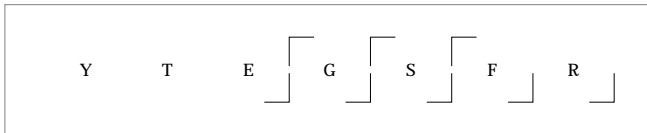
	#	b	b*	#	y	y*	P	P*
I	1							
L	2	✓		6	✓			
I	3	✓		5	✓			
Y	4			4	✓			
L	5			3	✓			
F	6			2	✓			
R	7	✓	✓	1				



dbValid true YTEGSFR PHOS(2) 2. 511. -0.832828 4.95067 100. ? 4038.
 S_Acido_new%gi|68568724|gb|AAY81653.1| YTEGSFR%:PHOS:::PHOS:::%sample_0%cmpd_2576

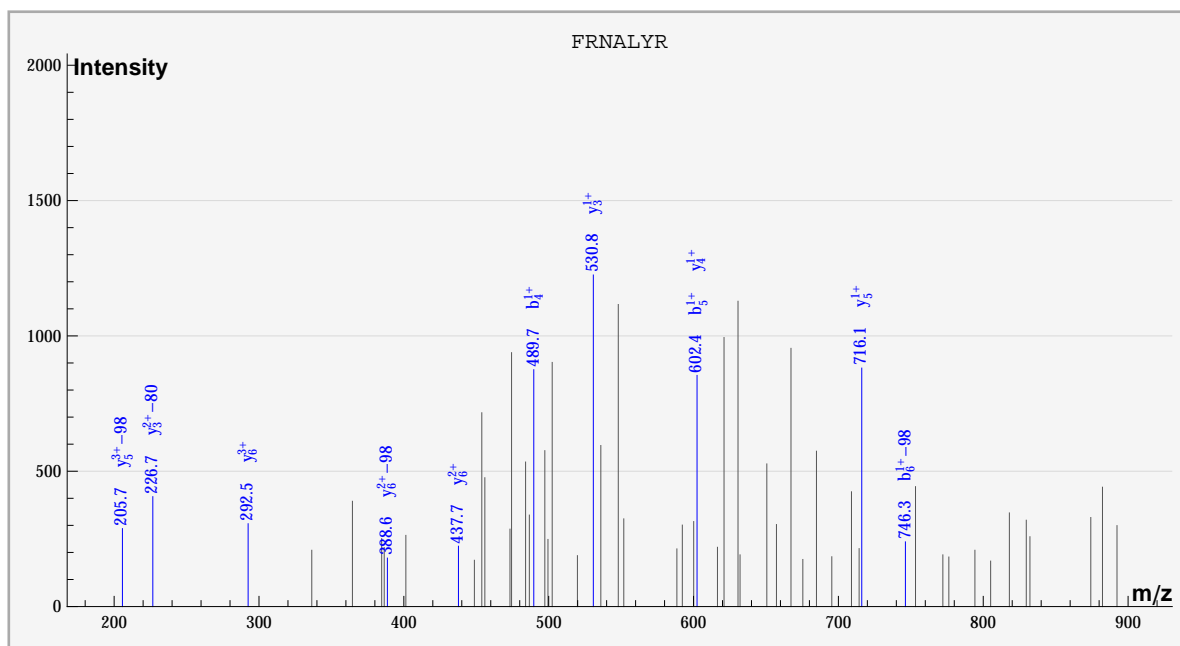


	#	b	b*	#	y	y*	P	P*
Y	1							
T	2			6				
E	3		✓	5				
G	4	✓		4	✓			
S	5		✓	3	✓	✓		
F	6	✓		2	✓			
R	7	✓		1				

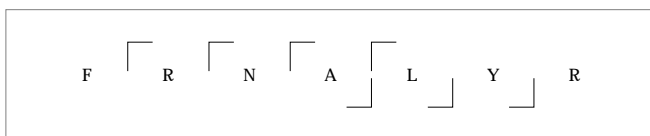


dbValid true FRNALYR PHOS(1) 2. 512. -1.75525 5.08547 100. ? 1758.

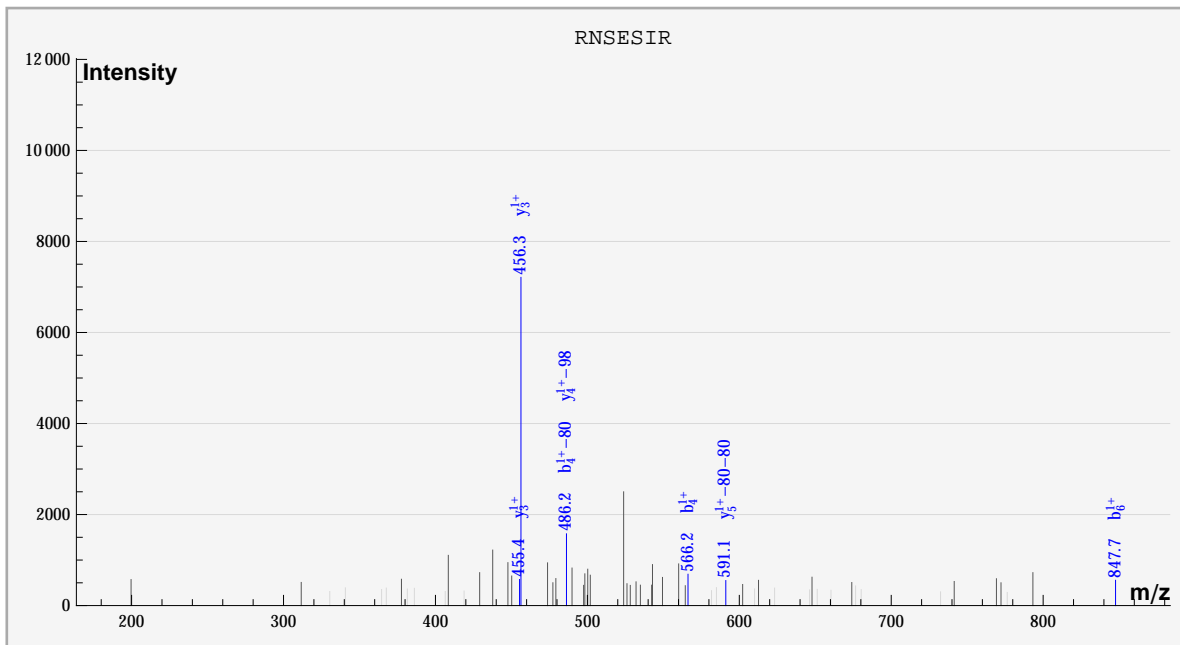
S_Acido_new%gi68567555|gb|AAY80484.1| FRNALYR%:::PHOS:::sample_2%compd_472



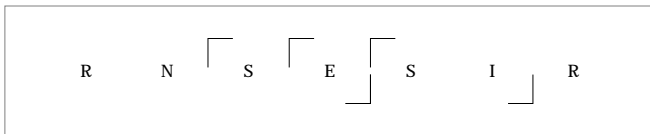
	#	b	b*	#	y	y*	P	P*
F	1							
R	2			6	✓	✓		
N	3			5	✓	✓		
A	4	✓		4	✓			
L	5	✓		3	✓	✓		
Y	6		✓	2				
R	7			1				



dbValid true RNSESIR PHOS(2) 2. 512. -0.803203 5.1672 100. ? 1926.
 S_Acido_new%gi|68567929|gb|AAY80858.1| RNSESIR%:::PHOS::PHOS::%sample_2%cmpd_623

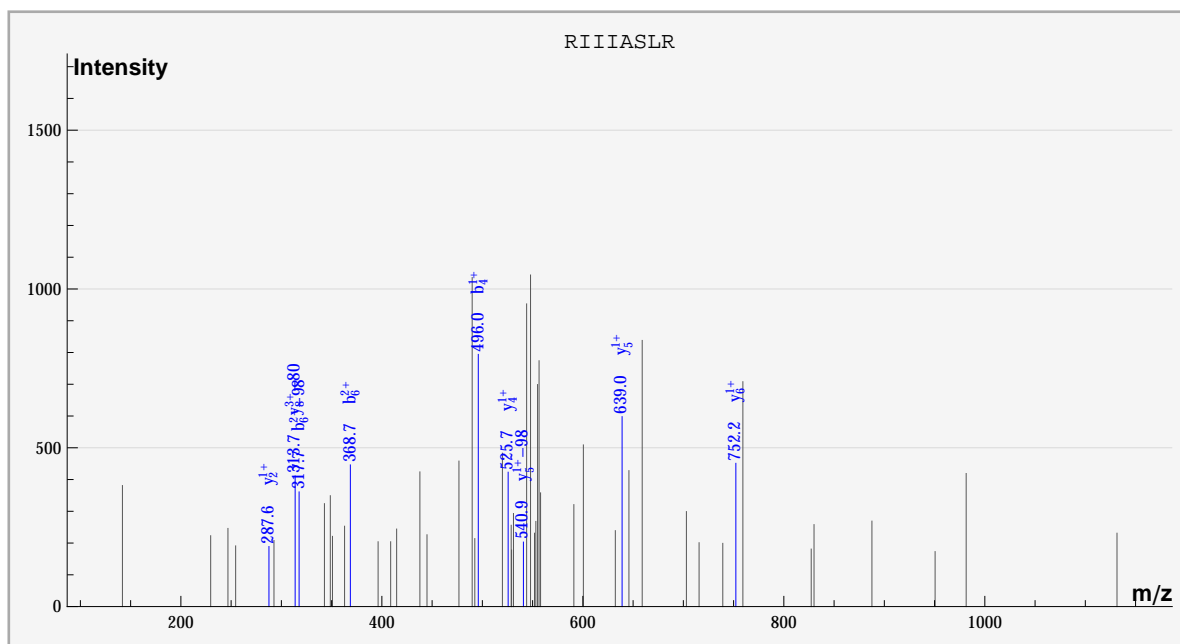


	#	b	b*	#	y	y*	P	P*
R	1							
N	2			6				
S	3			5		✓		
E	4	✓	✓	4		✓		
S	5			3	✓			
I	6	✓		2				
R	7			1				

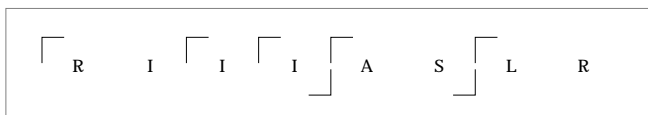


dbValid true RIIIASLR PHOS(1) 2. 512. -0.700483 4.89233 100. ? 1932.

S_Acido_new%gi|68568363|gb|AAY81292.1| RIIIASLR%:::::PHOS:::sample_0%cmpd_642

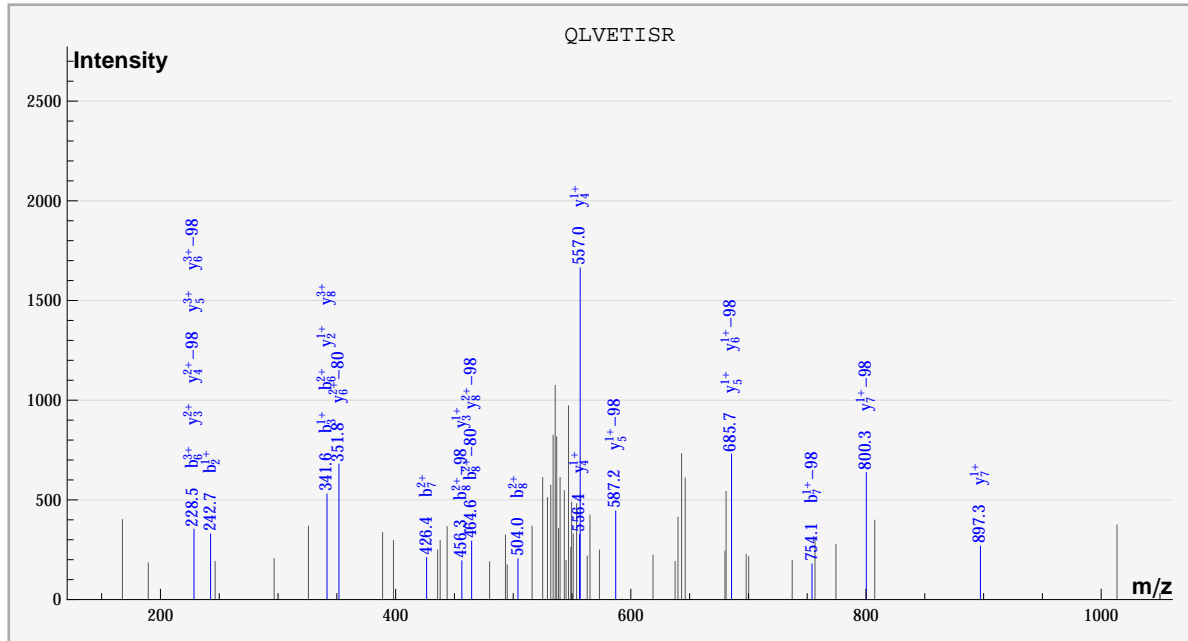


	#	b	b*	#	y	y*	P	P*
R	1							✓
I	2			7				
I	3			6	✓			
I	4	✓		5	✓	✓		
A	5			4	✓			
S	6	✓	✓	3				
L	7			2	✓			
R	8			1				

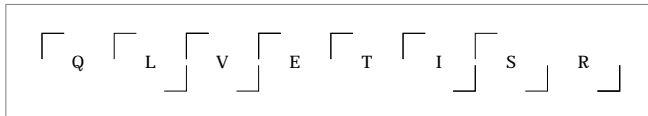


dbValid true QLVETISR PHOS(1) 2. 512. 1.25498 4.97084 100. ? 2064.

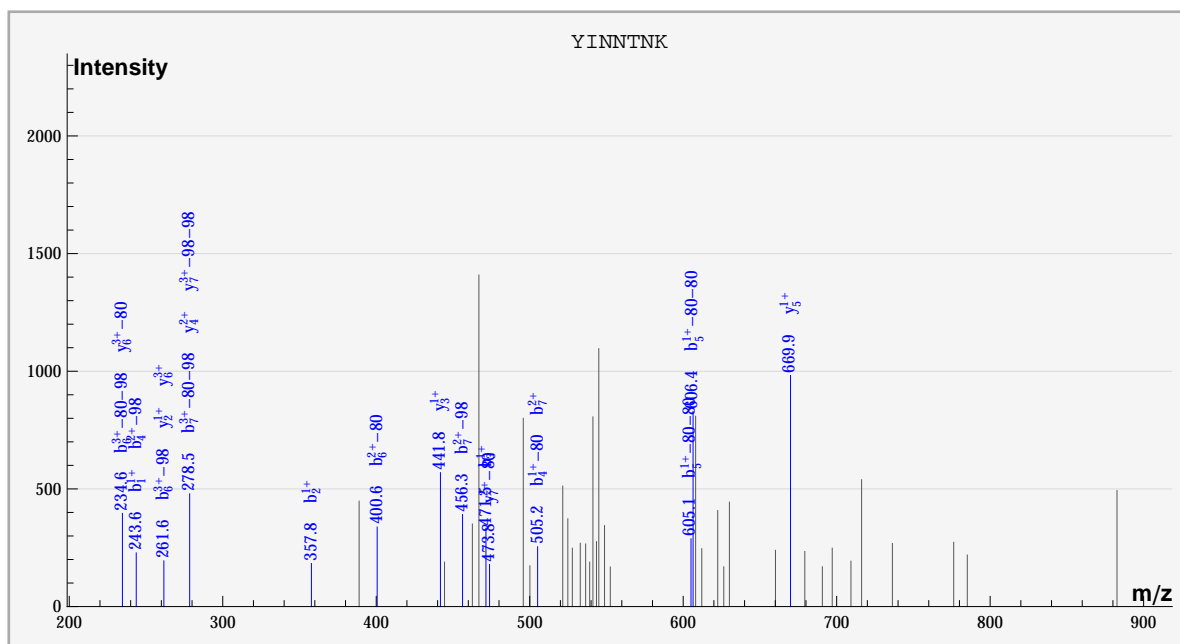
S_Acido_new%gi|68567122|gb|AAY80051.1| QLVETISR%::::::PHOS::%sample_0%cmpd_765



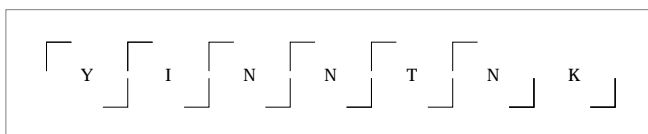
	#	b	b*	#	y	y*	P	P*
Q	1						✓	✓
L	2	✓		7	✓	✓		
V	3	✓		6		✓		
E	4			5	✓	✓		
T	5			4	✓	✓		
I	6	✓		3	✓			
S	7	✓	✓	2	✓			
R	8	✓	✓	1				



dbValid true YINNTNK PHOS(2) 2. 512. 1.68828 5.21746 100. ? 2268.
 S_Acido_new%gi|68566656|gb|AA79585.1| YINNTNK%:PHOS:::PHOS:::%sample_2%cmpd_912

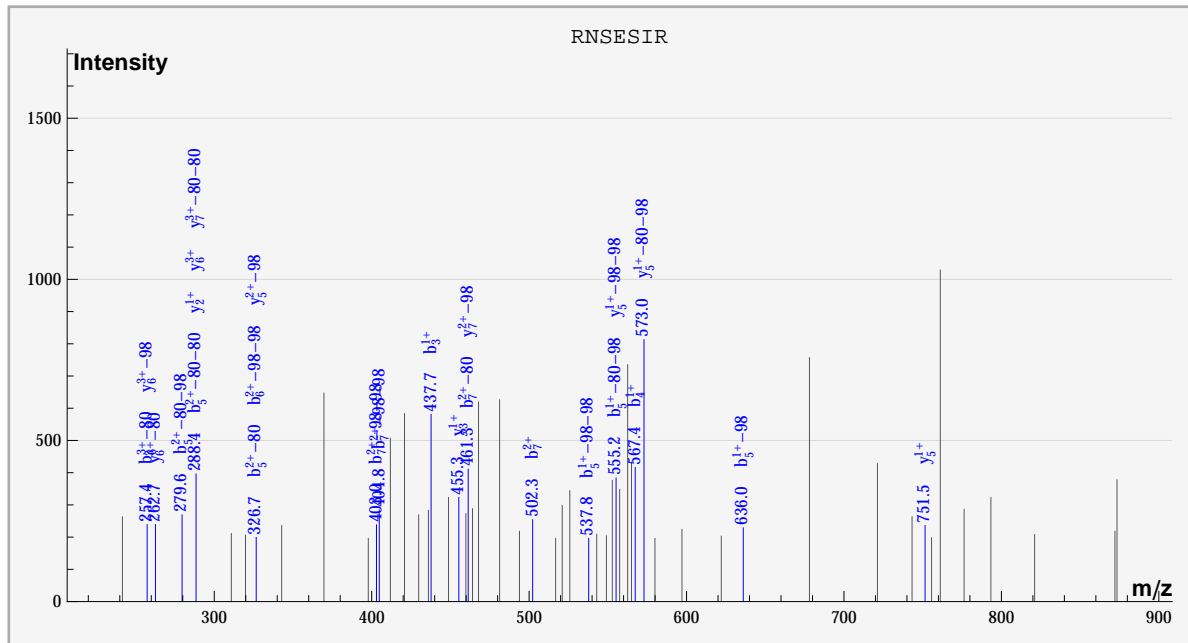


	#	b	b*	#	y	y*	P	P*
Y	1	✓						✓
I	2	✓		6	✓	✓		
N	3	✓		5	✓			
N	4		✓	4	✓			
T	5		✓	3	✓			
N	6		✓	2	✓			
K	7	✓	✓	1				

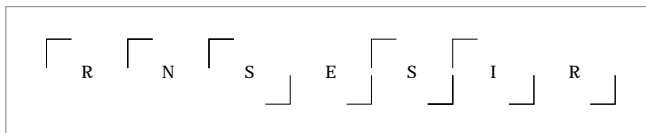


dbValid true RNSESIR PHOS(2) 2. 512. -0.803203 4.91893 100. ? 3486.

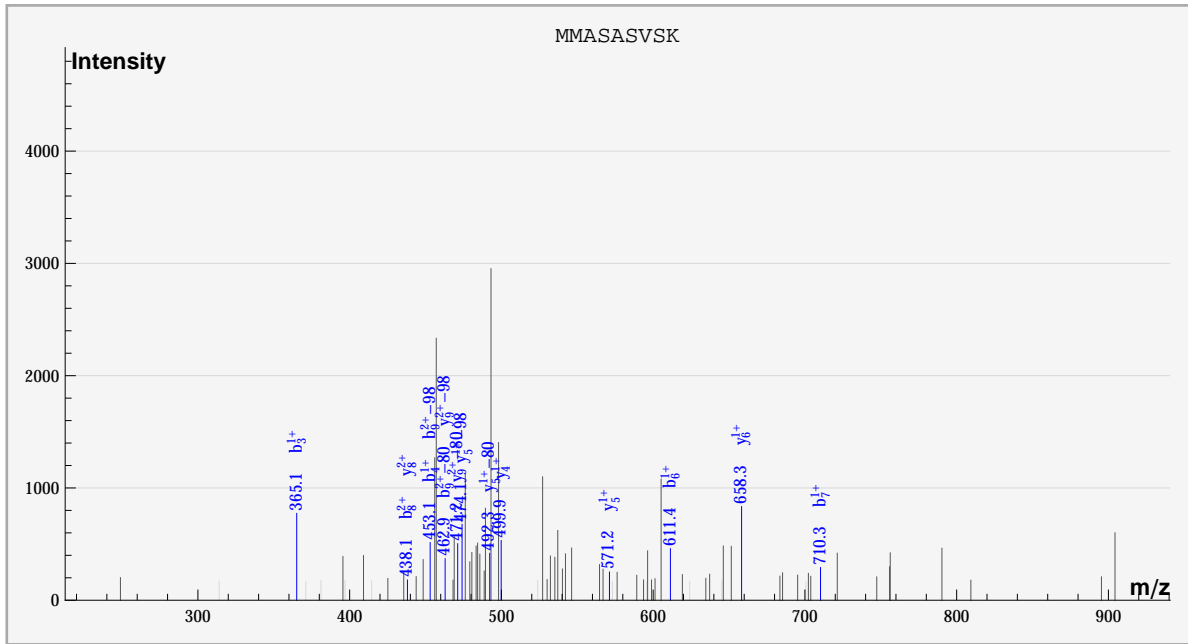
S_Acido_new%gi|68567929|gb|AAy80858.1| RNSESIR%:::PHOS::PHOS::%sample_0%cmpd_2067



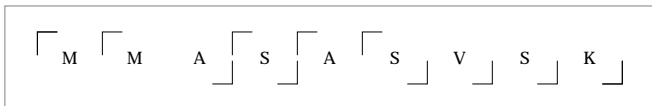
	#	b	b*	#	y	y*	P	P*
R	1							✓
N	2			6	✓	✓		
S	3	✓		5	✓	✓		
E	4	✓		4				
S	5		✓	3	✓			
I	6		✓	2	✓			
R	7	✓	✓	1				



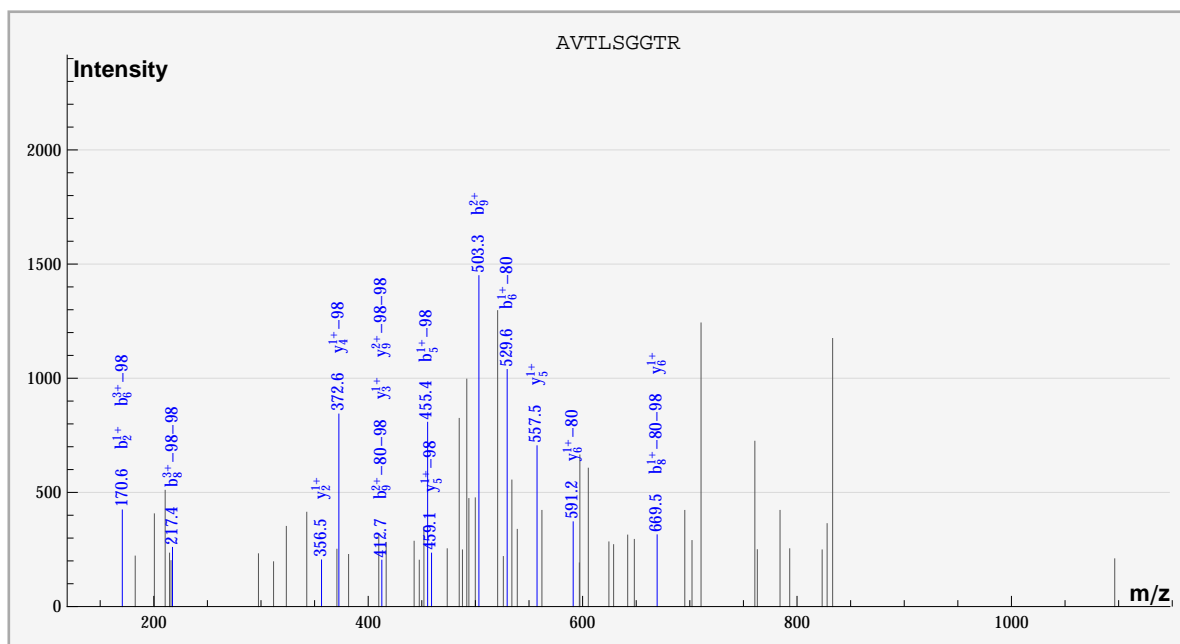
dbValid true MMASASVSK Oxidation_M(2),PHOS(1) 2. 513. -0.802053 5.40349 100. ? 1662.
 S_Acido_new%gi|68568543|gb|AAY81472.1| MMASASVSK%:Oxidation_M:Oxidation_M:::::PHOS::%sample_1%compd_382



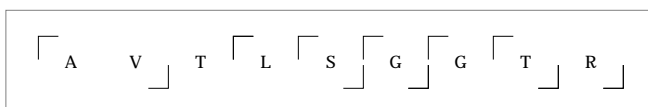
	#	b	b*	#	y	y*	P	P*
M	1							✓
M	2			8	✓			
A	3	✓		7				
S	4	✓		6	✓			
A	5			5	✓	✓		
S	6	✓		4	✓			
V	7	✓		3				
S	8	✓		2				
K	9		✓	1				



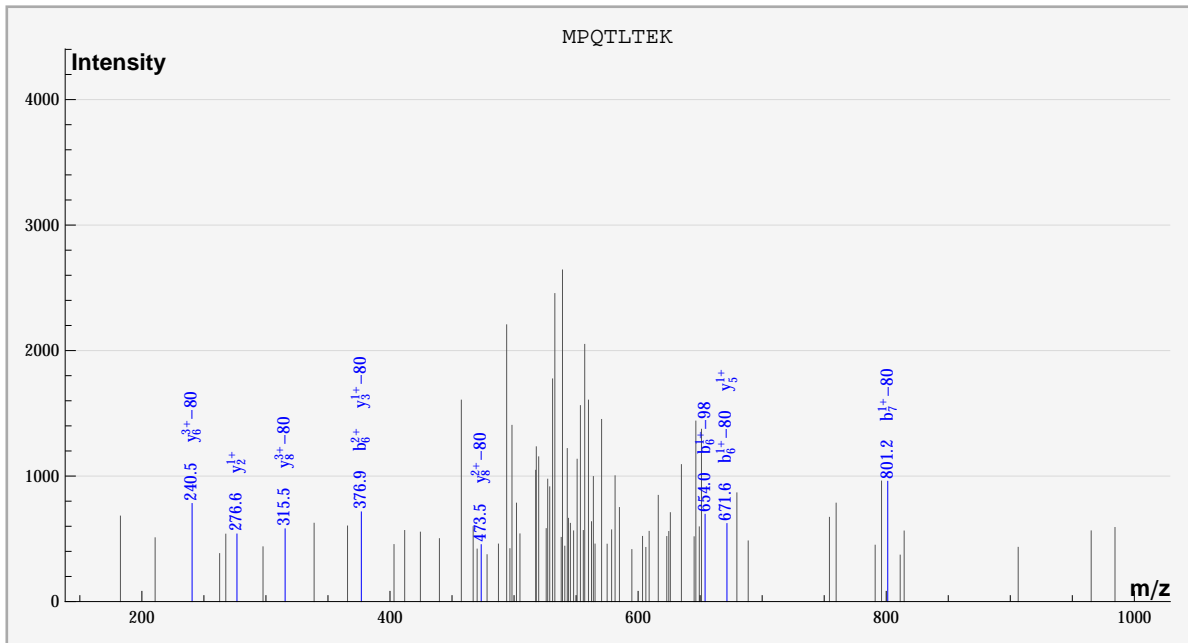
dbValid true AVTLSSGTR PHOS(2) 2. 513. -1.79063 4.95905 100. ? 3642.
 S_Acido_new%gi|68567765|gb|AAy80694.1| AVTLSSGTR%:::PHOS:::PHOS::%sample_0%compd_2214



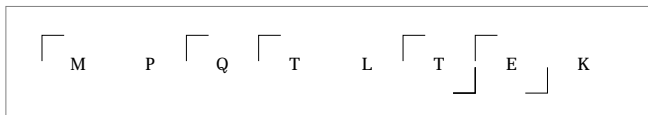
	#	b	b*	#	y	y*	P	P*
A	1							✓
V	2	✓		8				
T	3			7				
L	4			6	✓	✓		
S	5		✓	5	✓	✓		
G	6		✓	4		✓		
G	7			3	✓			
T	8		✓	2	✓			
R	9	✓	✓	1				



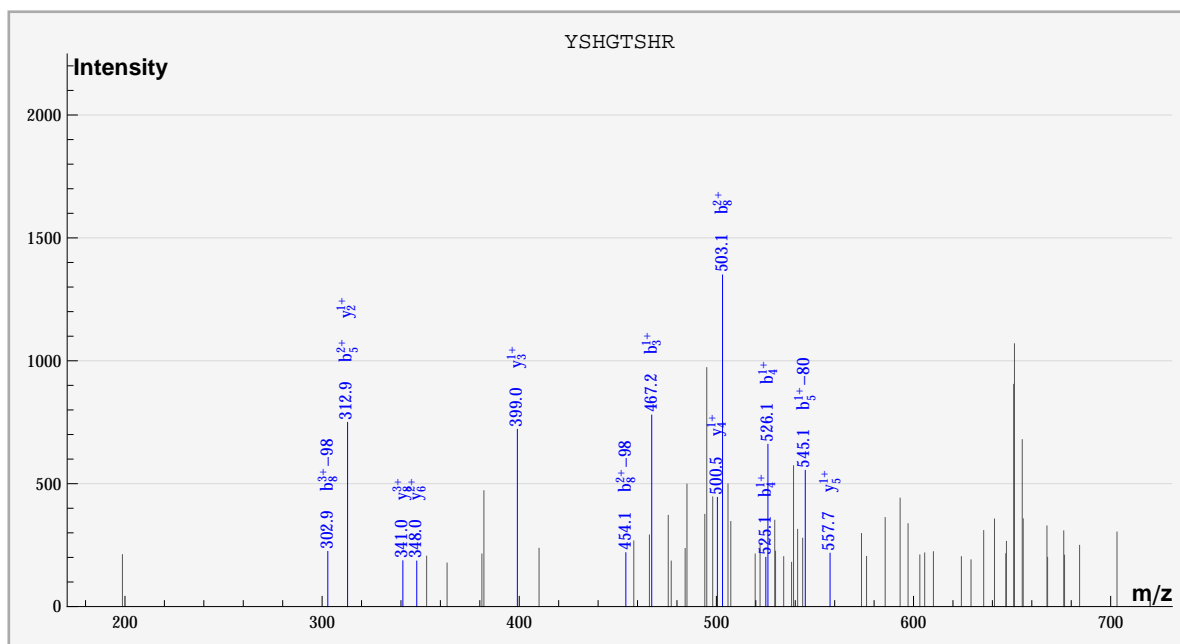
dbConflictWinner true MPQTLTEK PHOS(1) 2. 514. 0.230117 5.48373 100. ? 2760.
 S_Acido_new%gi|68566741|gb|AAY79670.1| MPQTLTEK%:::PHOS:::sample_0%compd_1407



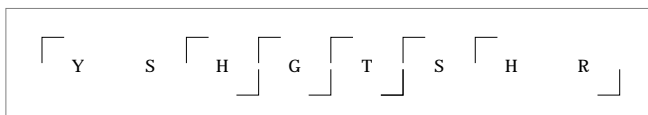
	#	b	b*	#	y	y*	P	P*
M	1							✓
P	2			7				
Q	3			6		✓		
T	4			5	✓			
L	5			4				
T	6	✓	✓	3		✓		
E	7		✓	2	✓			
K	8			1				



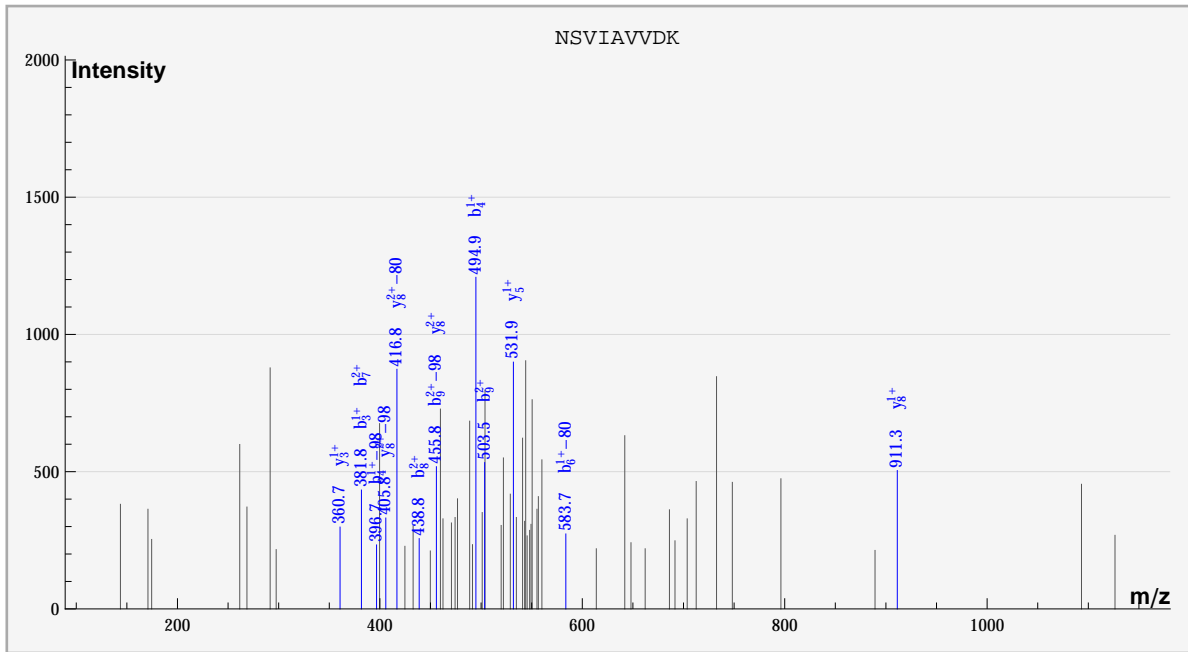
dbValid true YSHGTSHR PHOS(1) 2. 514. -1.29655 5.63595 100. ? 3012.
 S_Acido_new%gi|68567055|gb|AAY79984.1| YSHGTSHR%:PHOS:.....%sample_2%cmpd_1627



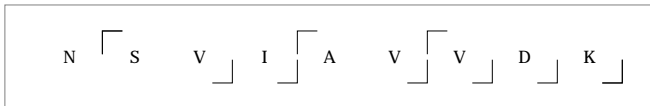
	#	b	b*	#	y	y*	P	P*
Y	1							✓
S	2			7				
H	3	✓		6	✓			
G	4	✓		5	✓			
T	5	✓	✓	4	✓			
S	6			3	✓			
H	7			2	✓			
R	8	✓	✓	1				



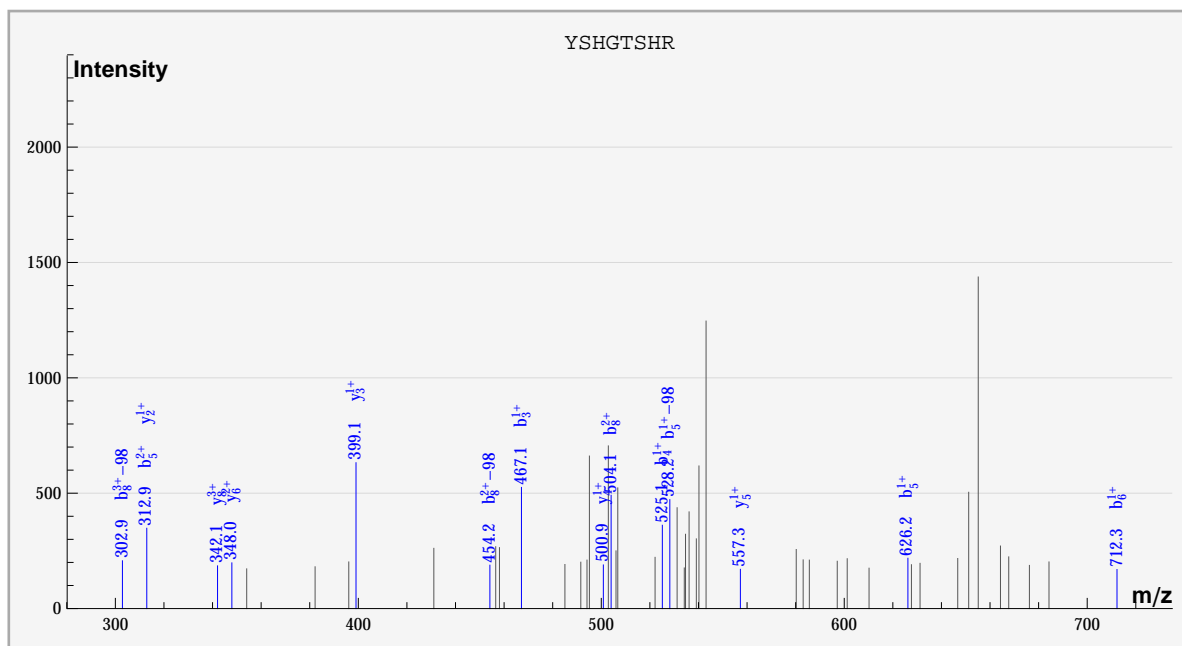
dbValid true NSVIAVVDK PHOS(1) 2. 514. -1.24265 4.96282 100. ? 3126.
 S_Acido_new%gi|68567119|gb|AAY80048.1| NSVIAVVDK%::PHOS:::sample_0%compd_1738



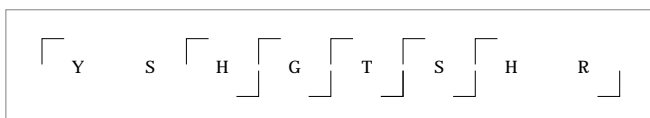
	#	b	b*	#	y	y*	P	P*
N	1							
S	2			8	✓	✓		
V	3	✓		7				
I	4	✓	✓	6				
A	5			5	✓			
V	6		✓	4				
V	7	✓		3	✓			
D	8	✓		2				
K	9	✓	✓	1				



dbValid true YSHGTSHR PHOS(1) 2. 514. -1.29655 5.38415 100. ? 3144.
 S_Acido_new%gi|68567055|gb|AAY79984.1| YSHGTSHR%:PHOS::::::%sample_2%cmpd_1742

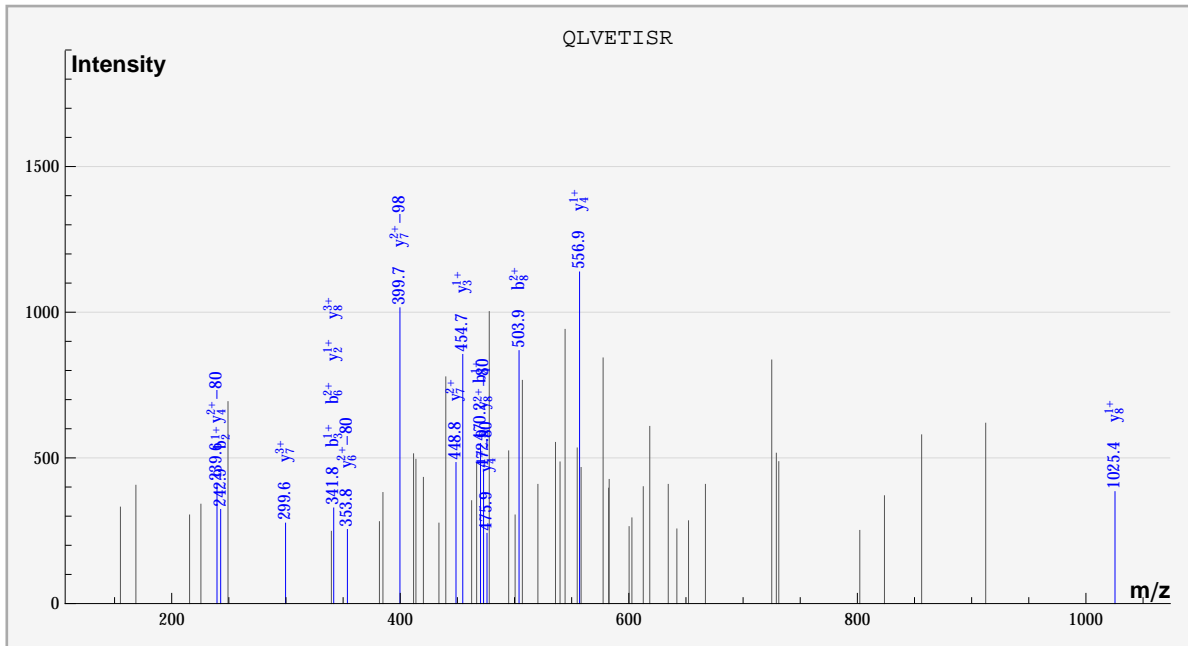


	#	b	b*	#	y	y*	P	P*
Y	1							✓
S	2			7				
H	3	✓		6	✓			
G	4	✓		5	✓			
T	5	✓	✓	4	✓			
S	6	✓		3	✓			
H	7			2	✓			
R	8	✓	✓	1				

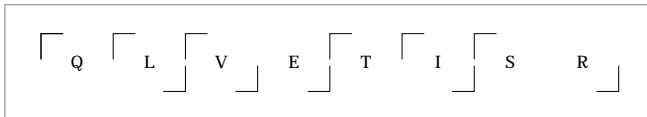


dbValid true QLVETISR PHOS(1) 2. 514. -0.745023 5.10029 100. ? 3426.

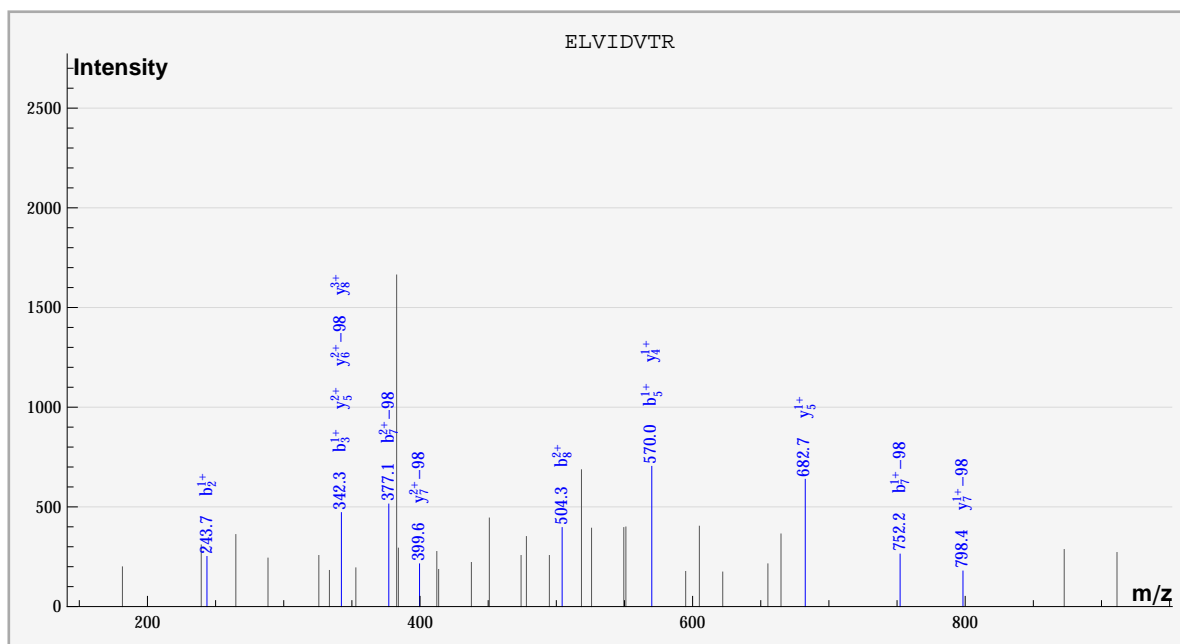
S_Acido_new%gi|68567122|gb|AAY80051.1| QLVETISR%::::::PHOS::%sample_0%cmpd_2014



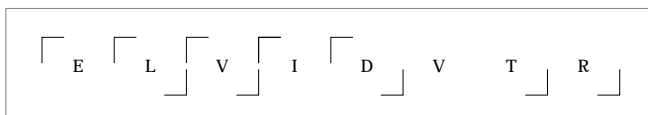
	#	b	b*	#	y	y*	P	P*
Q	1						✓	✓
L	2	✓		7	✓	✓		
V	3	✓		6		✓		
E	4	✓		5				
T	5			4	✓	✓		
I	6	✓		3	✓			
S	7			2	✓			
R	8	✓		1				



dbValid true ELVIDVTR PHOS(1) 2. 514. -1.24265 5.20118 100. ? 4482.
 S_Acido_new%gi|68567894|gb|AAY80823.1| ELVIDVTR%::::::PHOS::%sample_0%compd_2989

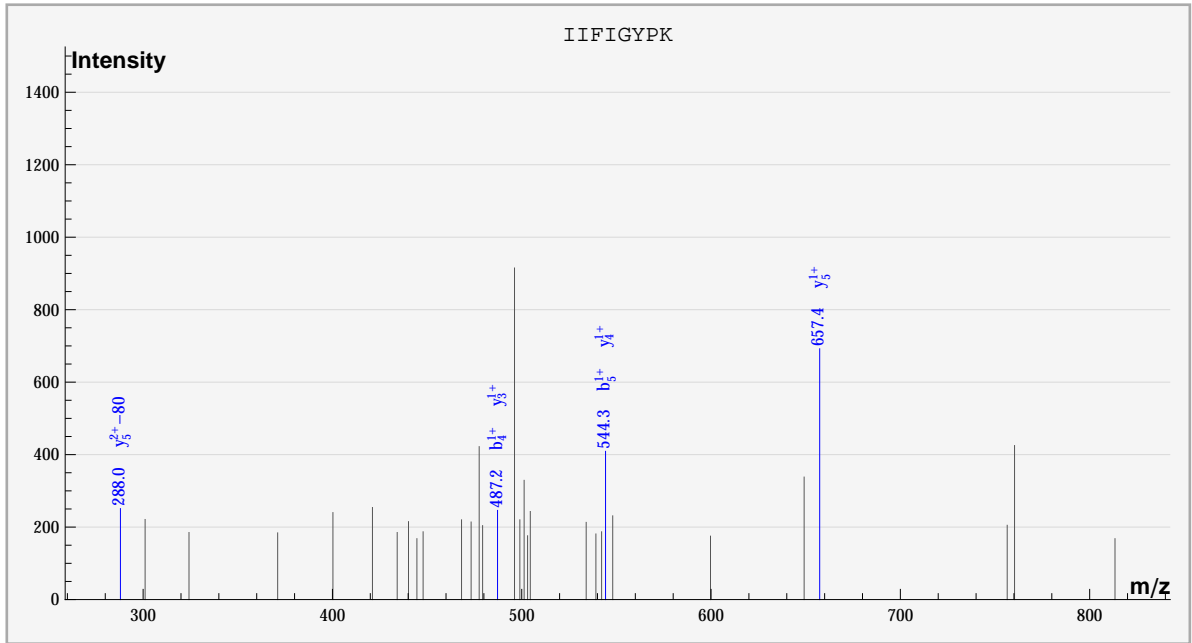


	#	b	b*	#	y	y*	P	P*
E	1							✓
L	2	✓		7		✓		
V	3	✓		6		✓		
I	4			5	✓			
D	5	✓		4	✓			
V	6			3				
T	7		✓	2				
R	8	✓		1				

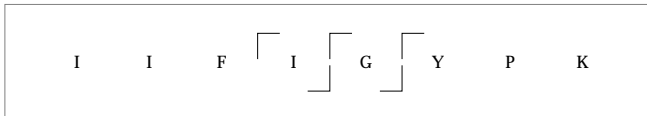


dbValid true IIFIGYPK PHOS(1) 2. 515. 0.772267 4.95283 100. ? 1464.

S_Acido_new%gi|68567947|gb|AAY80876.1| IIFIGYPK%:::::PHOS:::sample_1%compd_212

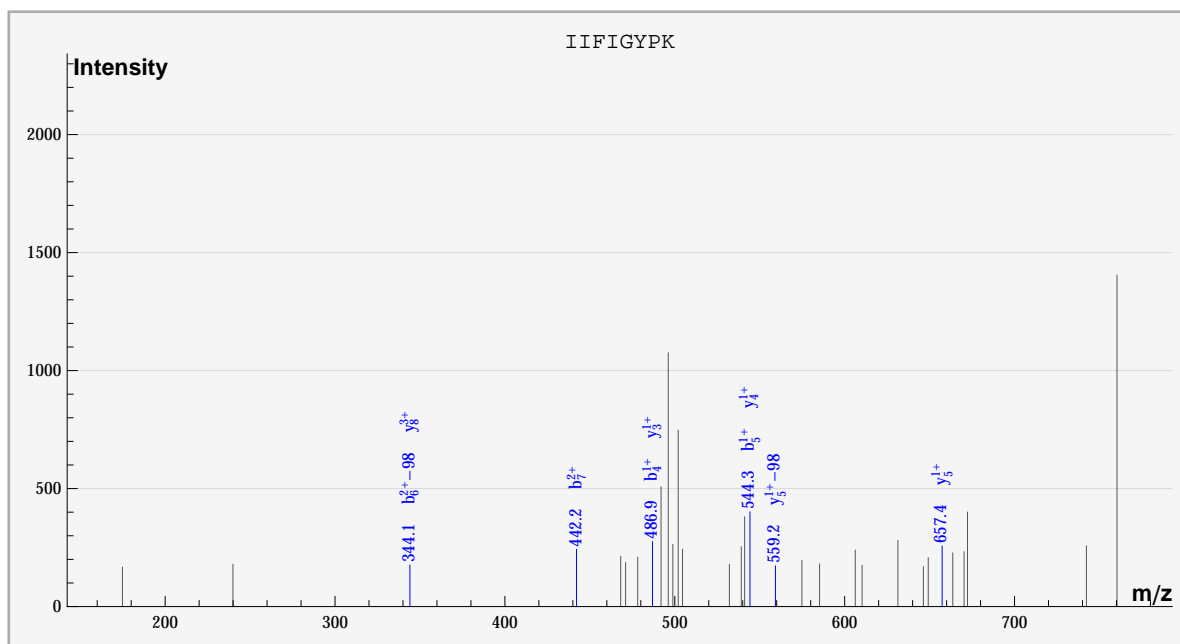


	#	b	b*	#	y	y*	P	P*
I	1							
I	2			7				
F	3			6				
I	4	✓		5	✓	✓		
G	5	✓		4	✓			
Y	6			3	✓			
P	7			2				
K	8			1				

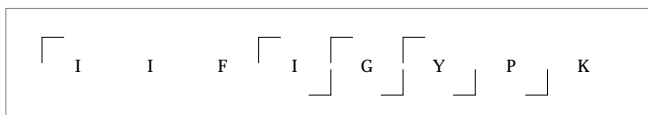


dbValid true IIFIGYPK PHOS(1) 2. 515. 0.772267 5.11039 100. ? 1560.

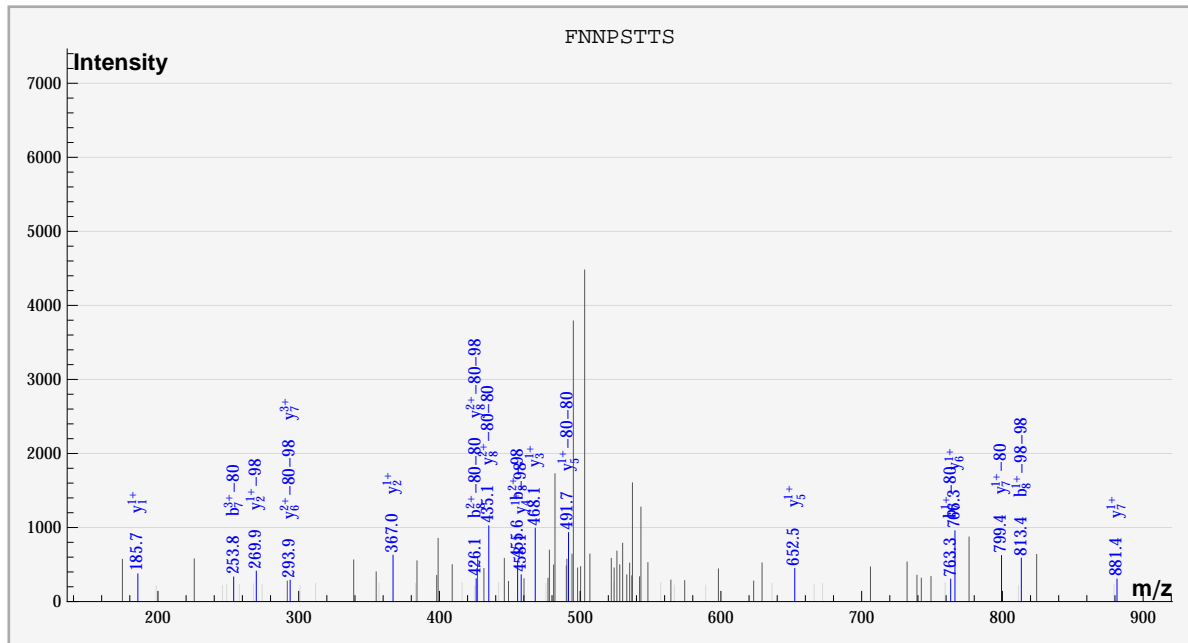
S_Acido_new%gi|68567947|gb|AAY80876.1| IIFIGYPK%:::PHOS:::sample_1%compd_292



	#	b	b*	#	y	y*	P	P*
I	1							✓
I	2			7				
F	3			6				
I	4	✓		5	✓	✓		
G	5	✓		4	✓			
Y	6		✓	3	✓			
P	7	✓		2				
K	8			1				



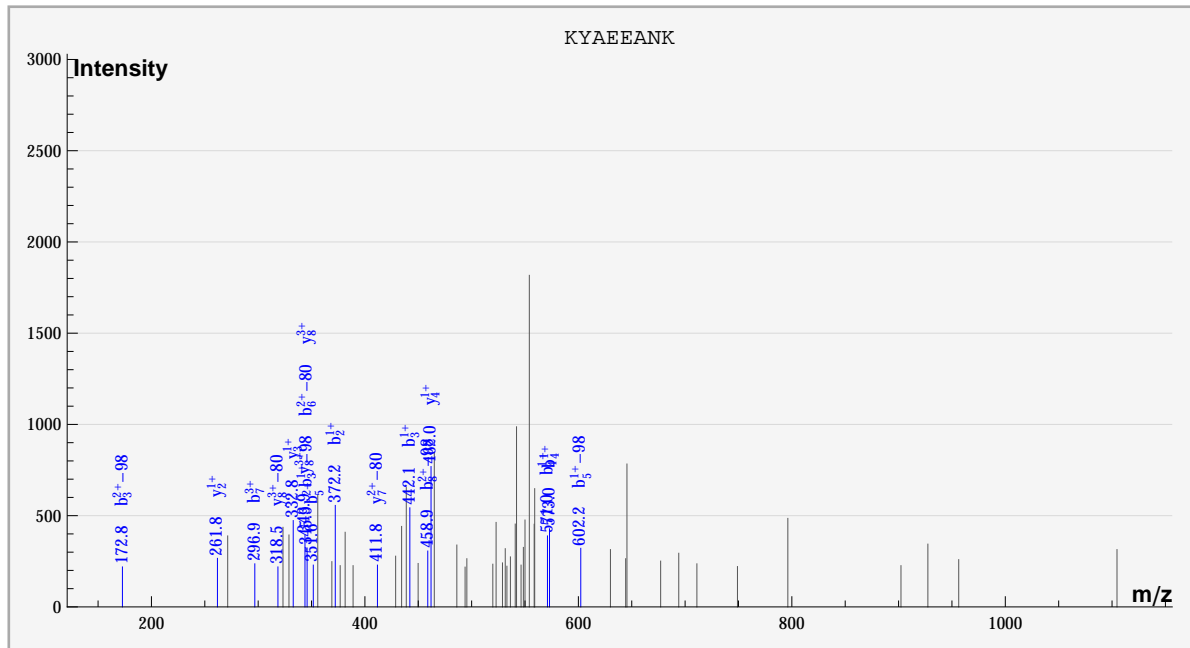
dbValid true FNNPSTTS PHOS(2) 2. 515. -0.837908 5.07237 100. ? 1734.
 S_Acido_new%gil68567744|gb|AAY80673.1| FNNPSTTS%:::::::PHOS:PHOS:%sample_2%cmpd_488



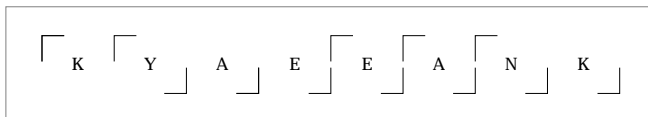
	#	b	b*	#	y	y*	P	P*
F	1							✓
N	2			7	✓	✓		
N	3			6	✓	✓		
P	4			5	✓	✓		
S	5			4		✓		
T	6			3	✓			
T	7	✓		2	✓	✓		
S	8	✓		1	✓			



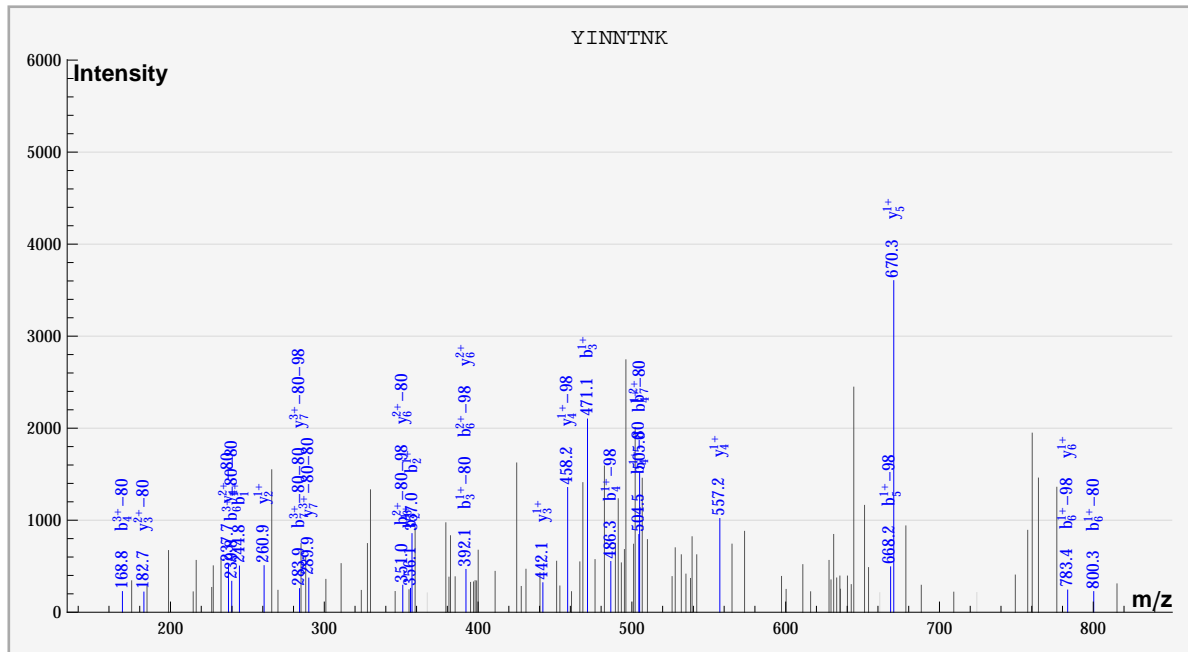
dbValid true KYAEEANK PHOS(1) 2. 515. 1.72351 4.95281 100. ? 1980.
 S_Acido_new%gi68567283|gb|AAY80212.1| KYAEEANK%::PHOS:::::%sample_0%cmpd_690



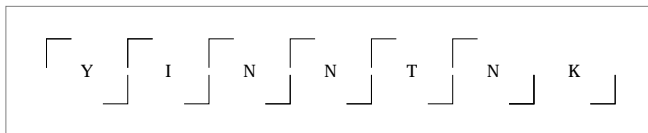
	#	b	b*	#	y	y*	P	P*
K	1						✓	✓
Y	2	✓		7		✓		
A	3	✓	✓	6				
E	4	✓		5				
E	5	✓	✓	4		✓		
A	6		✓	3		✓		
N	7	✓		2		✓		
K	8		✓	1				



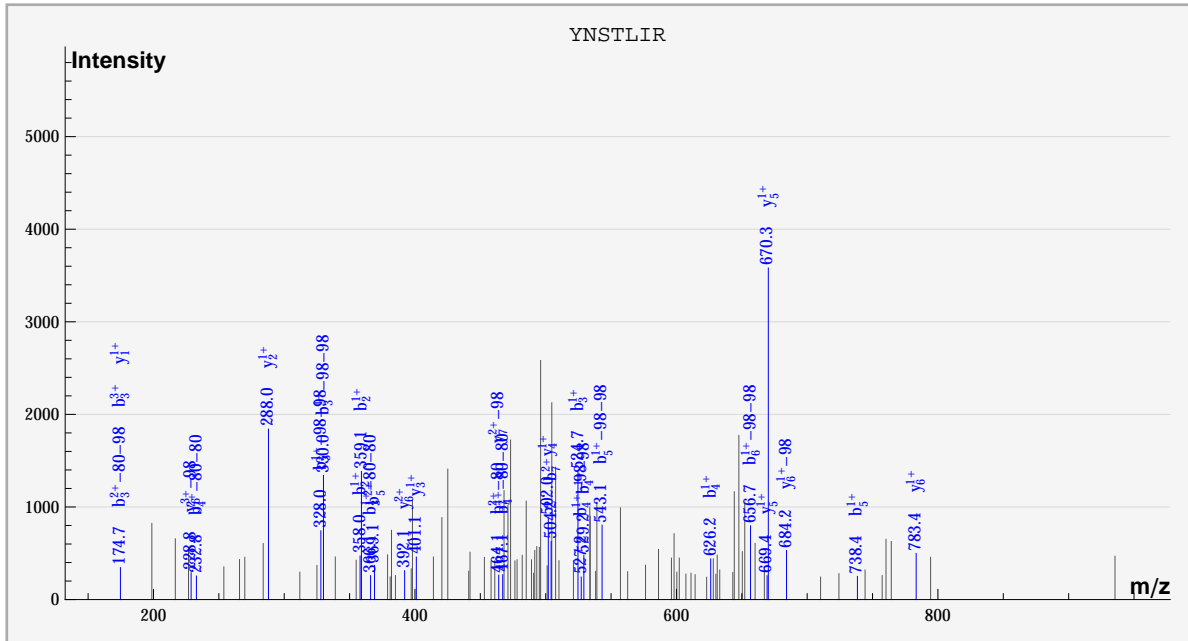
dbValid true YINNTNK PHOS(2) 2. 515. -1.31172 5.0371 100. ? 2364.
 S_Acido_new%gii68566656|gb|AAY79585.1| YINNTNK%:PHOS:::PHOS:::sample_2%cmpd_1051



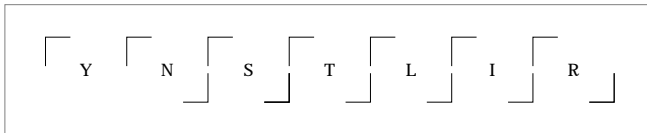
	#	b	b*	#	y	y*	P	P*
Y	1	✓						✓
I	2	✓		6	✓	✓		
N	3	✓	✓	5	✓			
N	4	✓	✓	4	✓	✓		
T	5	✓	✓	3	✓	✓		
N	6	✓	✓	2	✓			
K	7	✓	✓	1				



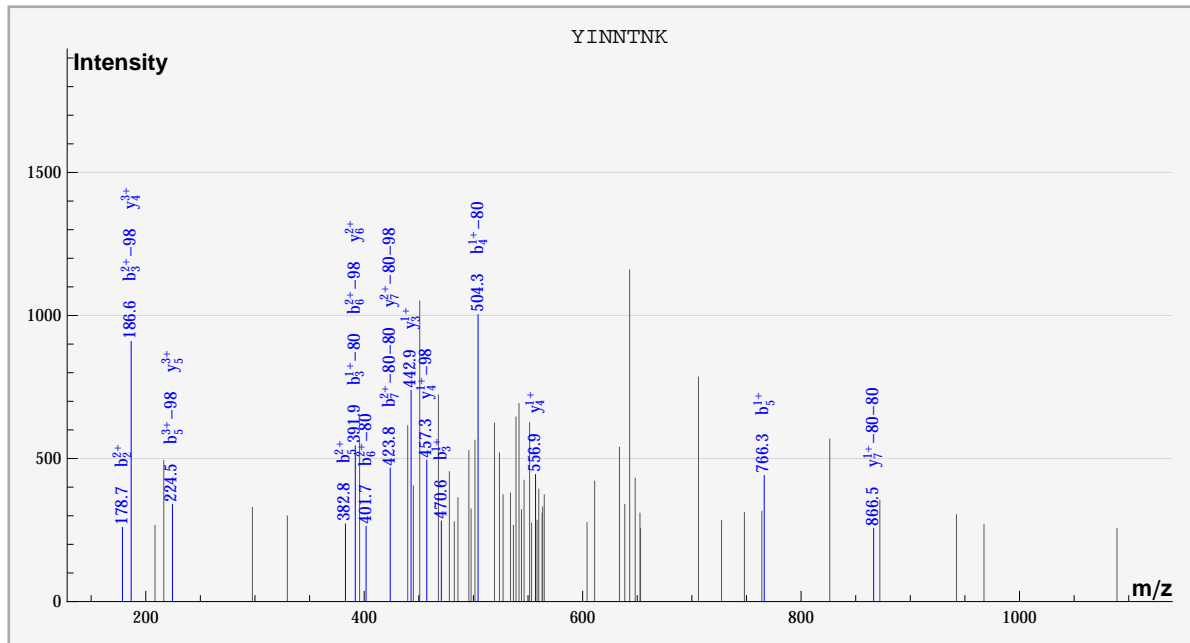
dbValid true YNSTLIR PHOS(2) 2. 515. -1.29353 5.01802 100. ? 2496.
 S_Acido_new%gi|68567170|gb|AAy80099.1| YNSTLIR%:PHOS::PHOS:::sample_2%cmpd_1168



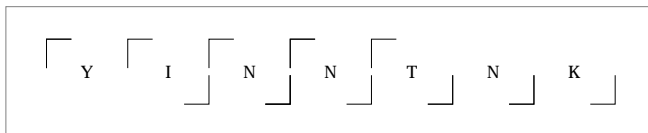
	#	b	b*	#	y	y*	P	P*
Y	1							✓
N	2	✓		6	✓	✓		
S	3	✓	✓	5	✓			
T	4	✓	✓	4	✓			
L	5	✓	✓	3	✓			
I	6		✓	2	✓			
R	7	✓	✓	1	✓			



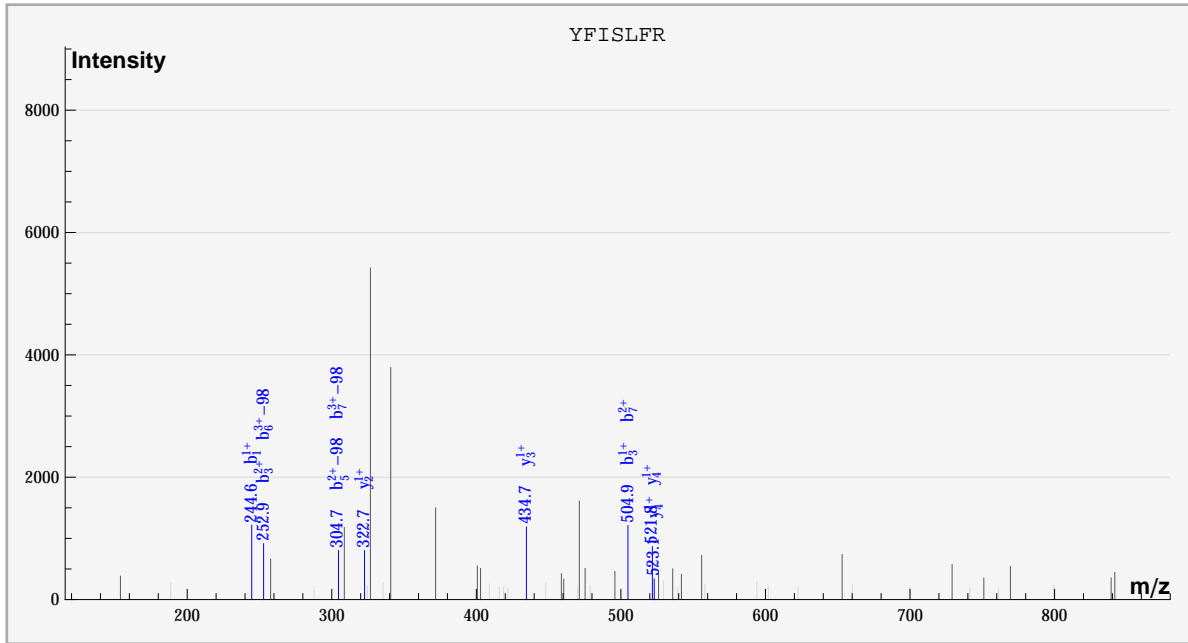
dbValid true YINNTNK PHOS(2) 2. 515. -1.31172 4.92464 100. ? 3078.
 S_Acido_new%gi|68566656|gb|AA79585.1| YINNTNK%:PHOS:::PHOS:::sample_0%compd_1695



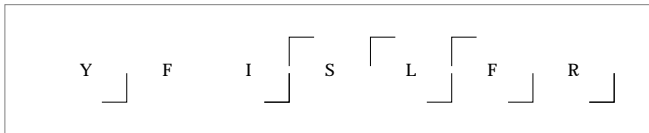
	#	b	b*	#	y	y*	P	P*
Y	1							✓
I	2	✓		6	✓			
N	3	✓	✓	5	✓			
N	4		✓	4	✓	✓		
T	5	✓	✓	3	✓			
N	6		✓	2				
K	7		✓	1				



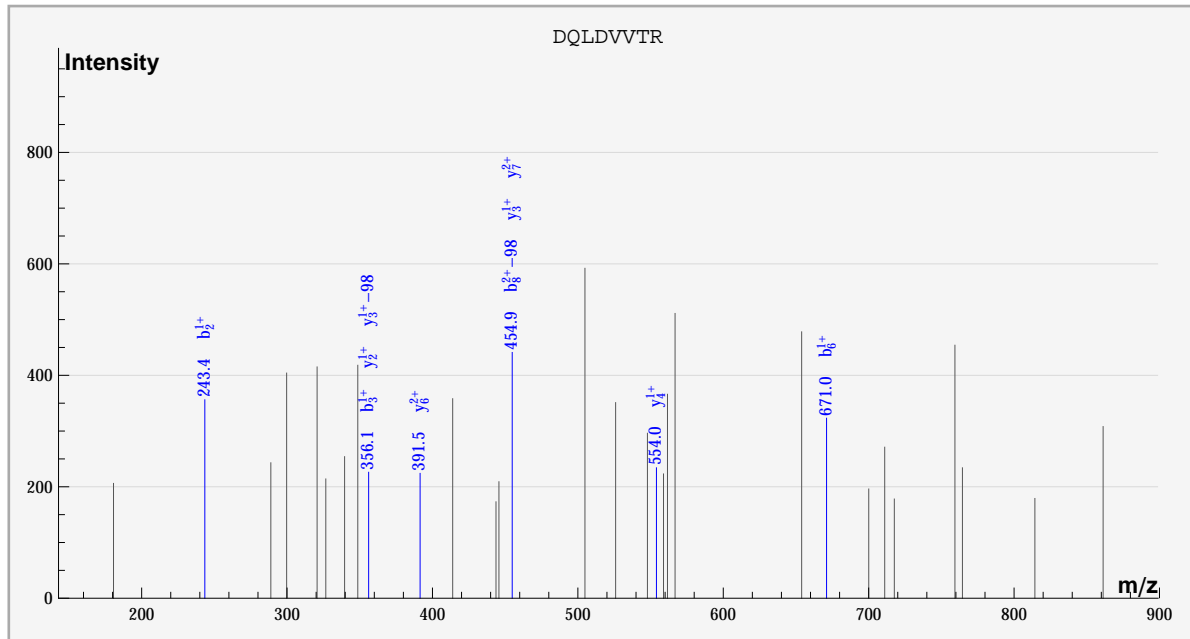
dbValid true YFISLFR PHOS(1) 2. 515. -1.75358 5.14394 100. ? 3714.
 S_Acido_new%gi|68566710|gb|AAY79639.1| YFISLFR%:PHOS::::::%sample_0%cmpd_2282



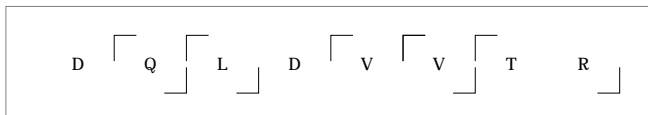
	#	b	b*	#	y	y*	P	P*
Y	1	✓						
F	2			6				
I	3	✓		5				
S	4			4	✓			
L	5		✓	3	✓			
F	6		✓	2	✓			
R	7	✓	✓	1				



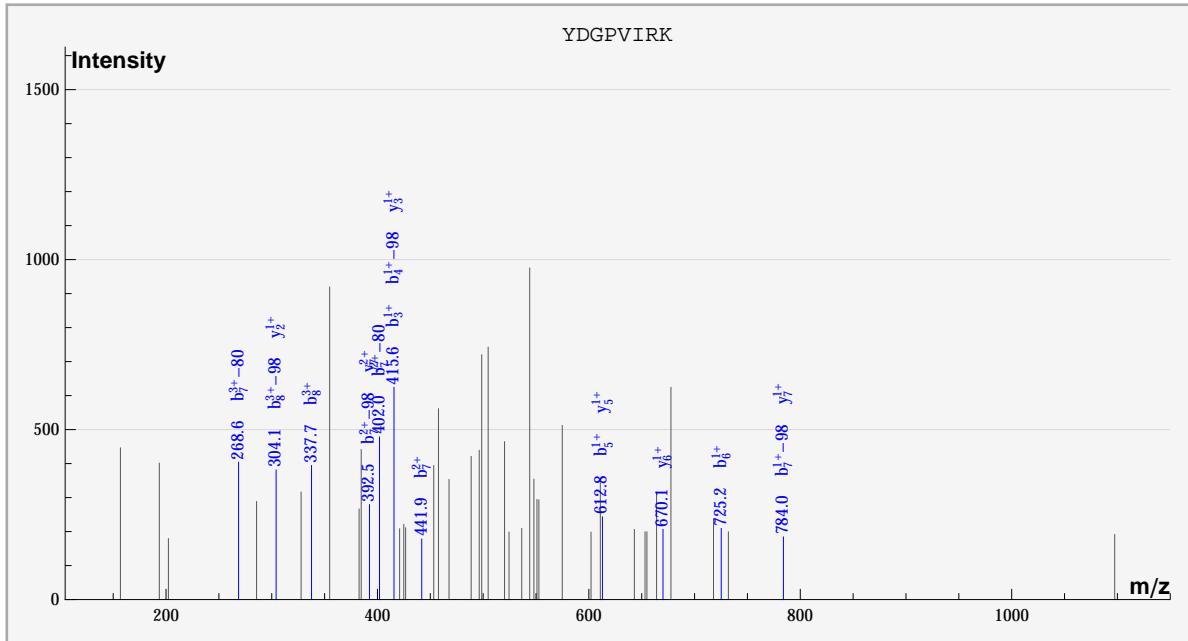
dbValid true DQLDVVTR PHOS(1) 2. 515. -1.76322 4.98147 100. ? 3894.
 S_Acido_new%gi|68568245|gb|AA81174.1| DQLDVVTR%:::::PHOS::%sample_0%compd_2448



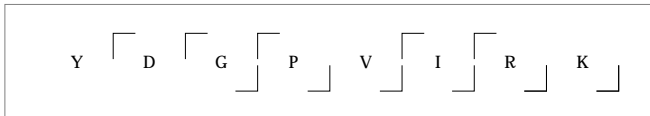
	#	b	b*	#	y	y*	P	P*
D	1							
Q	2	✓		7	✓			
L	3	✓		6	✓			
D	4			5				
V	5			4	✓			
V	6	✓		3	✓	✓		
T	7			2	✓			
R	8		✓	1				



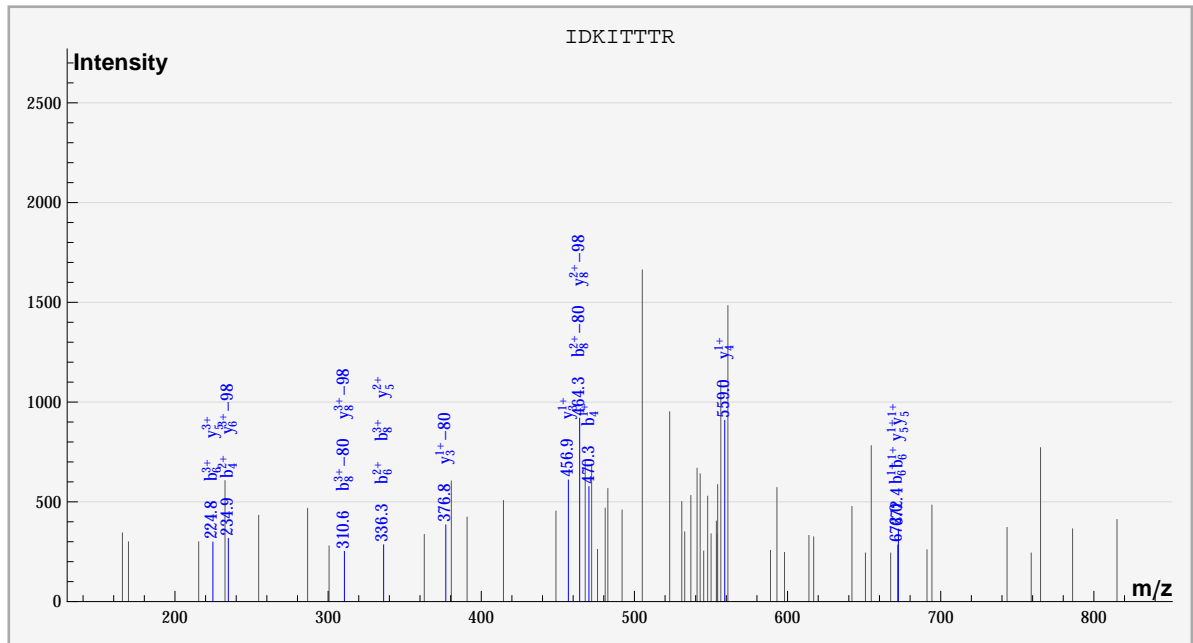
dbValid true YDGPVIRK PHOS(1) 2. 515. -0.747768 5.15414 100. ? 4074.
 S_Acido_new%gi|68567823|gb|AAY80752.1| YDGPVIRK%:PHOS:.....%sample_0%compd_2613



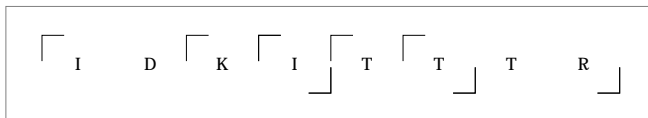
	#	b	b*	#	y	y*	P	P*
Y	1							
D	2			7	✓			
G	3	✓		6	✓			
P	4		✓	5	✓			
V	5	✓		4				
I	6	✓		3	✓			
R	7	✓	✓	2	✓			
K	8	✓	✓	1				



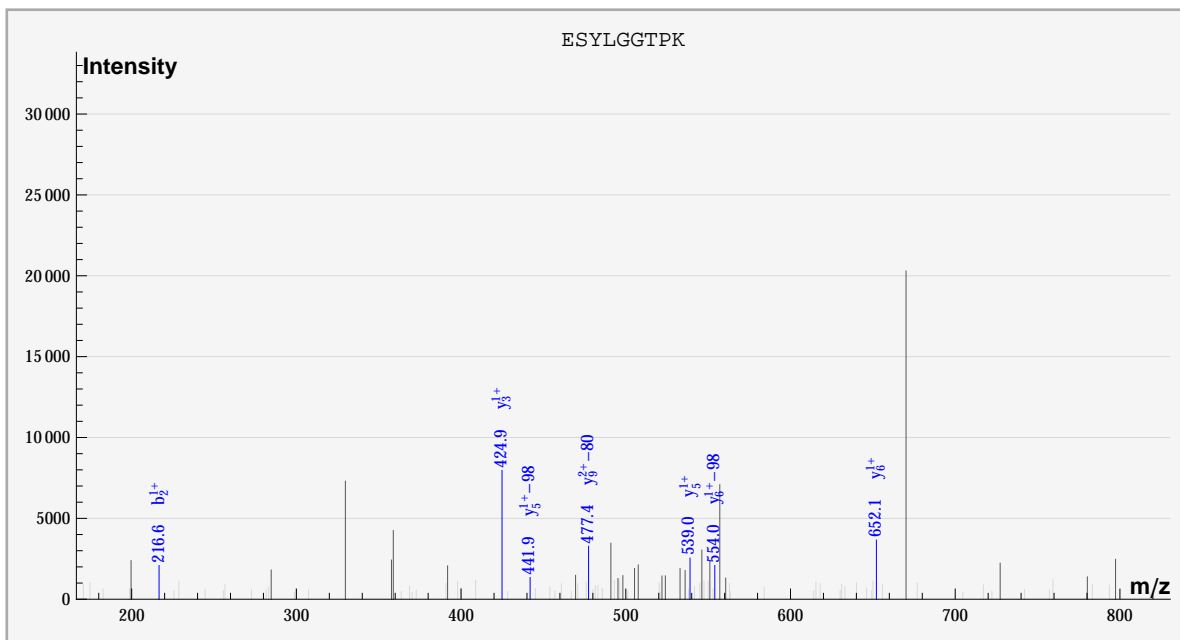
dbValid true IDKITTTR PHOS(1) 2. 516. -1.7372 4.87861 100. ? 2136.
 S_Acido_new%gi|68568702|gb|AAY81631.1| IDKITTTR%::::::PHOS::%sample_0%cmpd_834



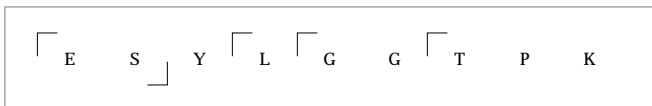
	#	b	b*	#	y	y*	P	P*
I	1							✓
D	2			7				
K	3			6		✓		
I	4	✓		5	✓			
T	5			4	✓			
T	6	✓		3	✓	✓		
T	7			2				
R	8	✓	✓	1				



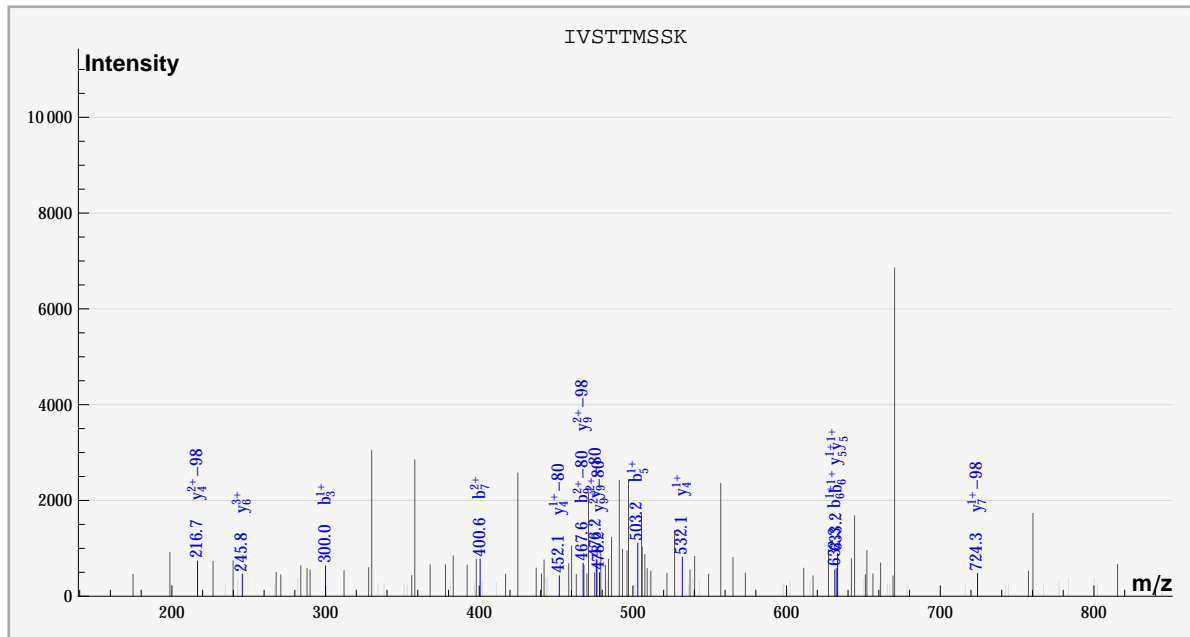
dbValid true ESYLGGTK PHOS(1) 2. 516. 0.225882 5.70442 100. ? 2292.
 S_Acido_new%gi|68566815|gb|AAY79744.1| ESYLGGTK%::::::PHOS:::sample_0%cmpd_978



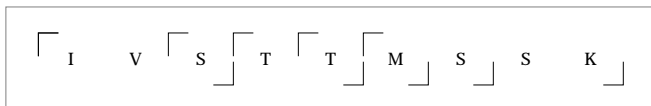
	#	b	b*	#	y	y*	P	P*
E	1							✓
S	2	✓		8				
Y	3			7				
L	4			6	✓	✓		
G	5			5	✓	✓		
G	6			4				
T	7			3	✓			
P	8			2				
K	9			1				



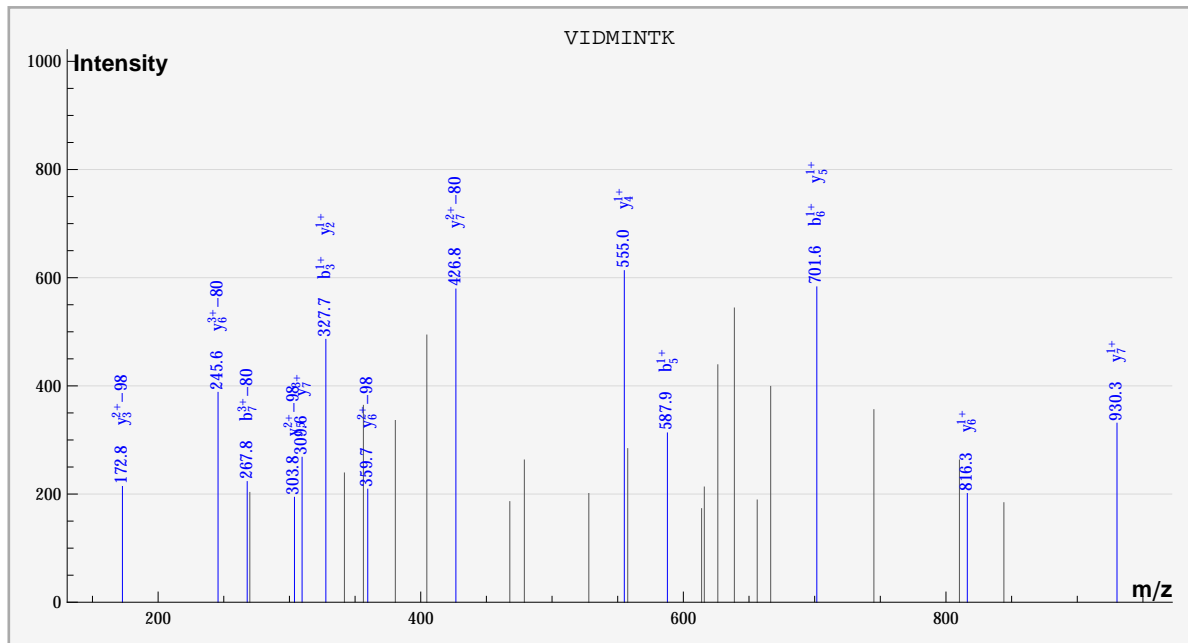
dbValid true IVSTMSSK PHOS(1) 2. 516. 1.2354 5.07333 100. ? 2364.
 S_Acido_new%gi|68567802|gb|AAY80731.1| IVSTMSSK%::::::PHOS:::sample_2%cmpd_1052



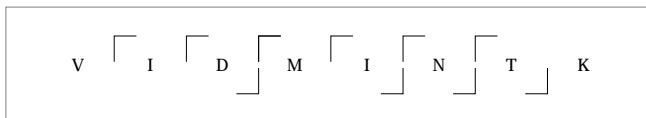
	#	b	b*	#	y	y*	P	P*
I	1							✓
V	2			8				
S	3	✓		7		✓		
T	4			6	✓			
T	5	✓		5	✓			
M	6	✓		4	✓	✓		
S	7	✓		3				
S	8			2				
K	9		✓	1				



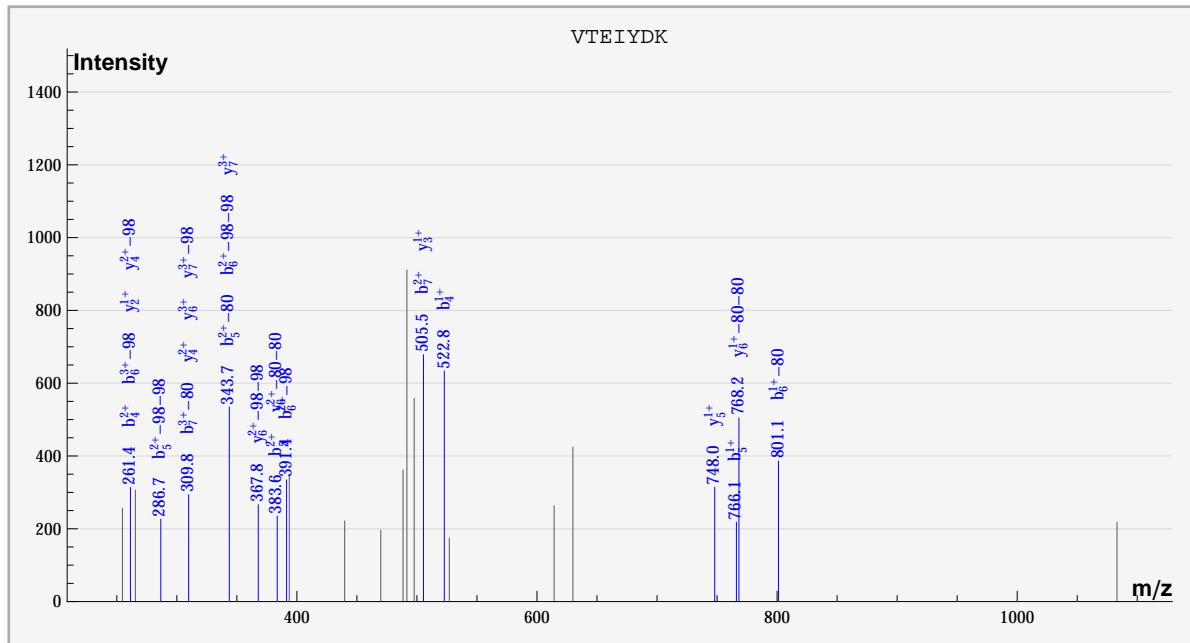
dbValid true VIDMINTK Oxidation_M(1),PHOS(1) 2. 516. -0.762068 5.23719 100. ? 4146.
 S_Acido_new%gij68566688|gb|AAY79617.1| VIDMINTK%:::Oxidation_M:::PHOS::%sample_0%compd_2681



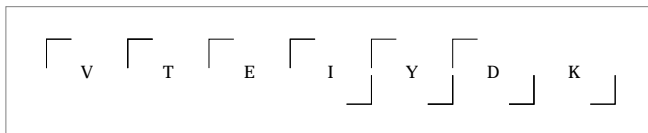
	#	b	b*	#	y	y*	P	P*
V	1							
I	2			7	✓	✓		
D	3	✓		6	✓	✓		
M	4			5	✓	✓		
I	5	✓		4	✓			
N	6	✓		3		✓		
T	7		✓	2	✓			
K	8			1				



dbValid true VTEIYDK PHOS(2) 2. 516. -1.80715 5.55076 100. ? 4356.
 S_Acido_new%gi|68567813|gb|AA80742.1| VTEIYDK%::PHOS::PHOS::%sample_0%compd_2870

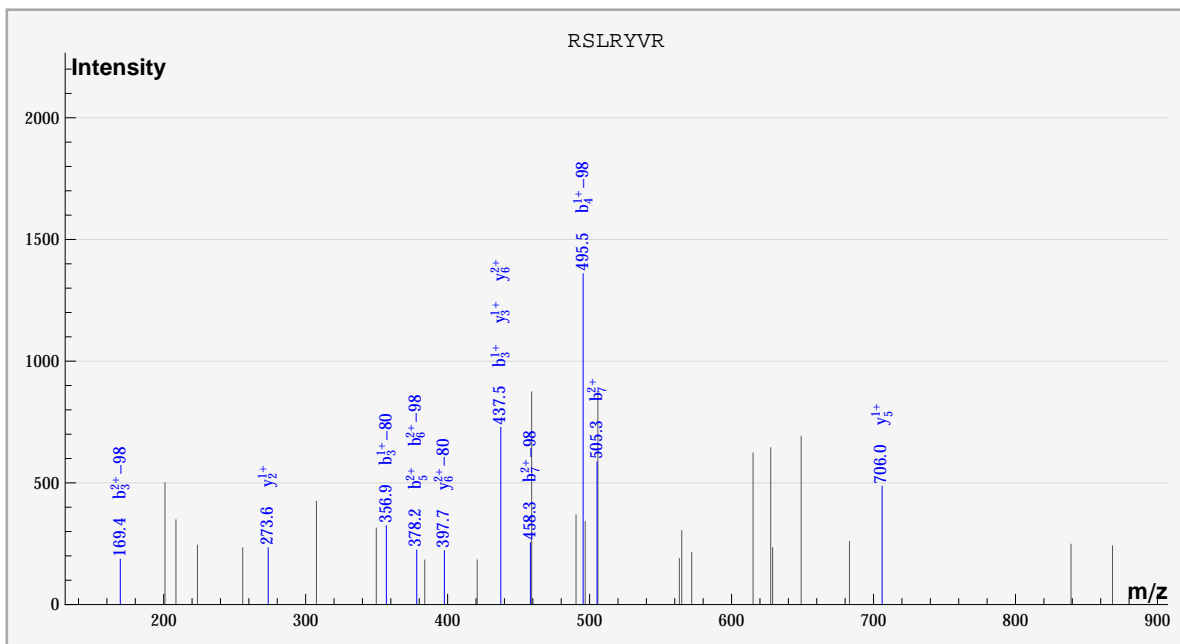


	#	b	b*	#	y	y*	P	P*
V	1						✓	✓
T	2			6	✓	✓		
E	3			5	✓			
I	4	✓		4	✓	✓		
Y	5	✓	✓	3	✓			
D	6		✓	2	✓			
K	7	✓	✓	1				

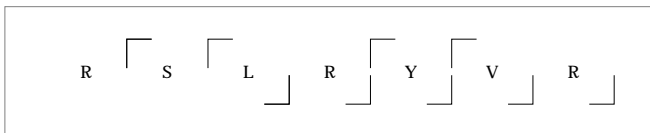


dbValid true RSLRYVR PHOS(1) 2. 516. -0.728703 4.9273 100. ? 4560.

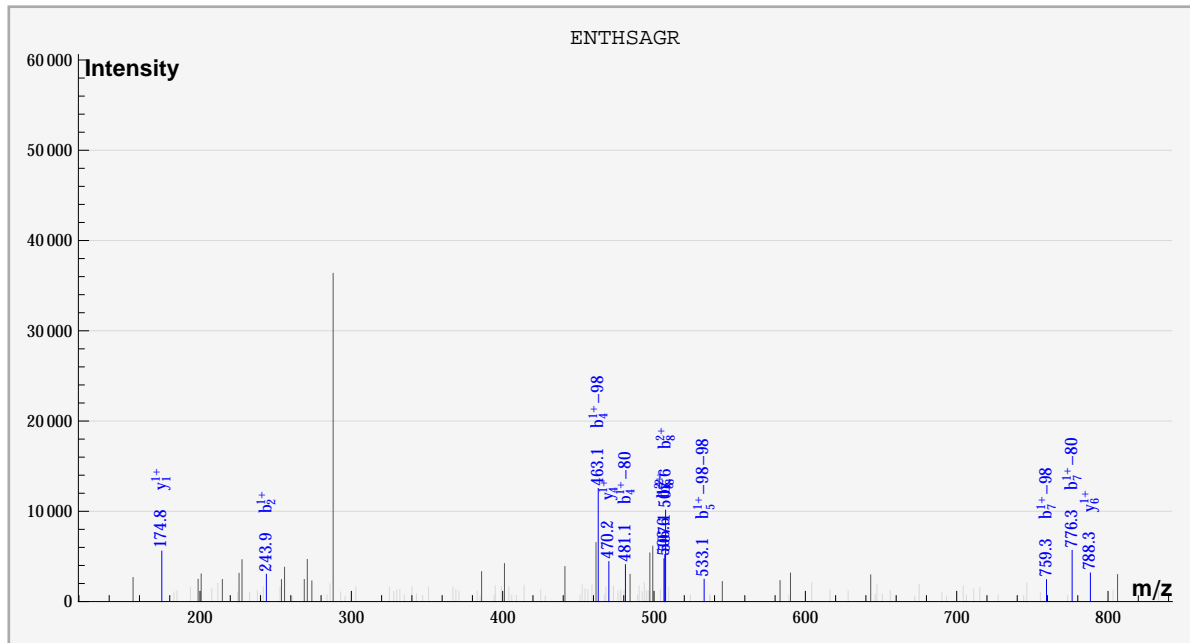
S_Acido_new%gi|68567512|gb|AAY80441.1| RSLRYVR%::PHOS::::::%sample_0%compd_3057



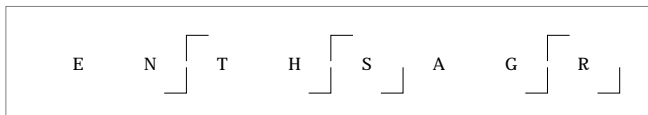
	#	b	b*	#	y	y*	P	P*
R	1							
S	2			6	✓	✓		
L	3	✓	✓	5	✓			
R	4		✓	4				
Y	5	✓		3	✓			
V	6		✓	2	✓			
R	7	✓	✓	1				



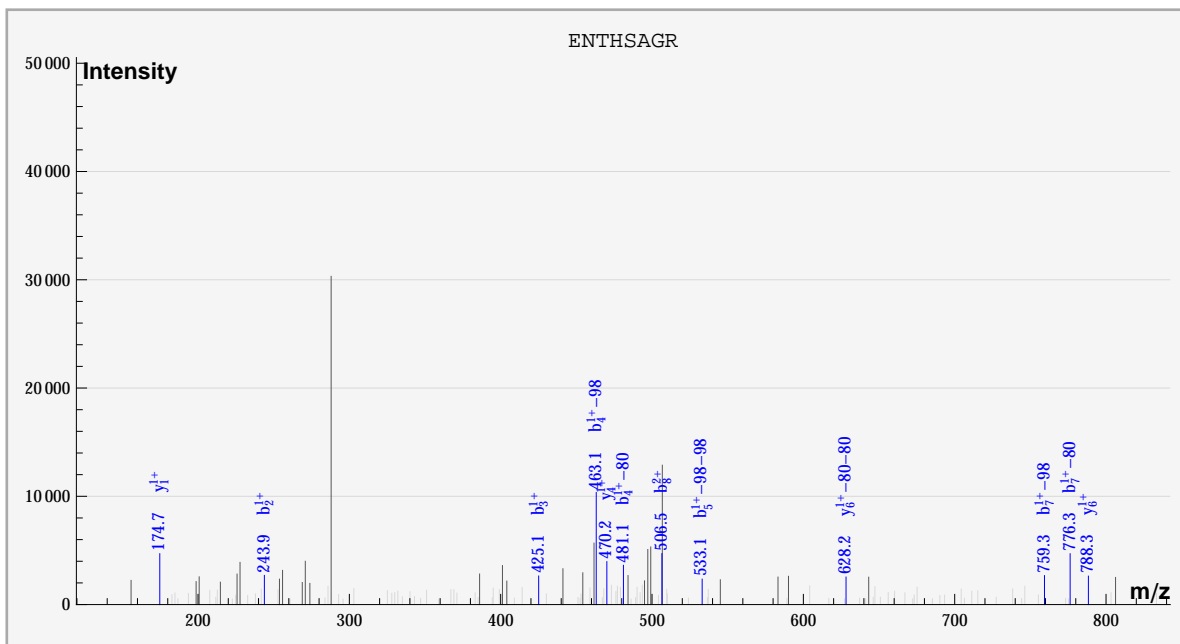
dbValid true ENTHSAGR PHOS(2) 2. 517. -0.829223 5.1299 100. ? 1614.
 S_Acido_new%gi|68568021|gb|AAY80950.1| ENTHSAGR%:::PHOS::PHOS:::sample_2%compd_380



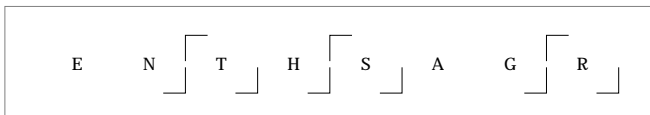
	#	b	b*	#	y	y*	P	P*
E	1							
N	2	✓		7				
T	3			6	✓			
H	4		✓	5				
S	5		✓	4	✓			
A	6			3				
G	7		✓	2				
R	8	✓		1	✓			



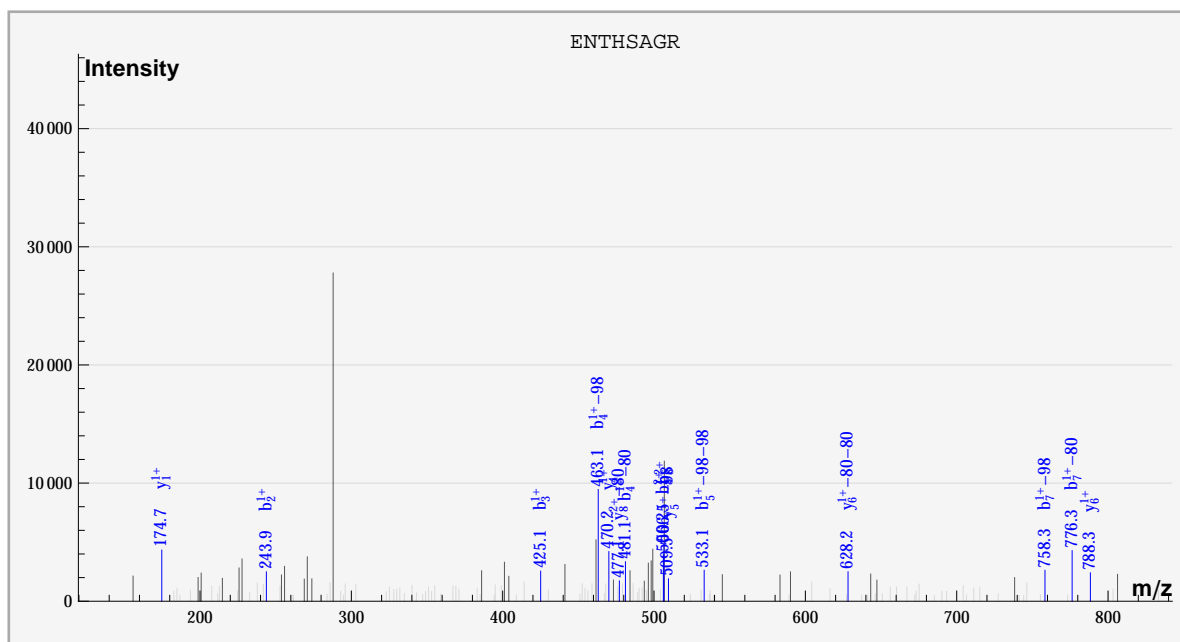
dbValid true ENTHSAGR PHOS(2) 2. 517. -0.829223 4.93236 100. ? 1638.
 S_Acido_new%gi|68568021|gb|AAY80950.1| ENTHSAGR%:::PHOS::PHOS:::%sample_2%compd_402



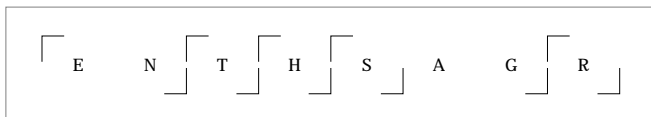
	#	b	b*	#	y	y*	P	P*
E	1							
N	2	✓		7				
T	3	✓		6	✓	✓		
H	4		✓	5				
S	5		✓	4	✓			
A	6			3				
G	7	✓		2				
R	8	✓		1	✓			



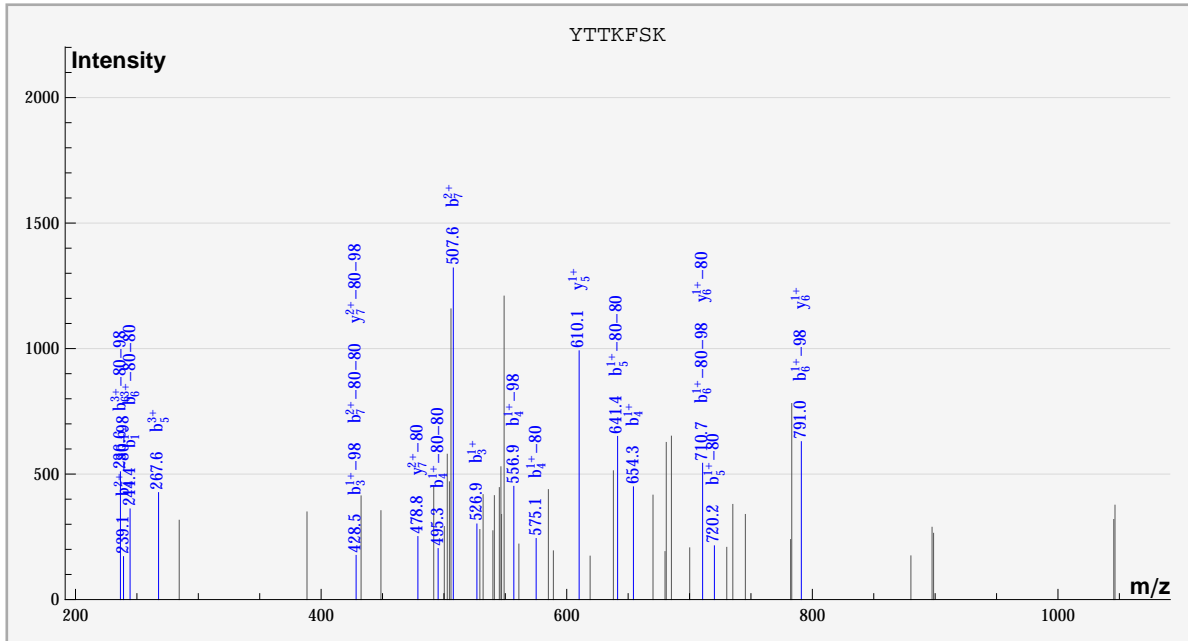
dbValid true ENTHSAGR PHOS(2) 2. 517. -0.829223 5.19185 100. ? 1650.
 S_Acido_new%gi|68568021|gb|AAY80950.1| ENTHSAGR%:::PHOS::PHOS:::%sample_2%compd_413



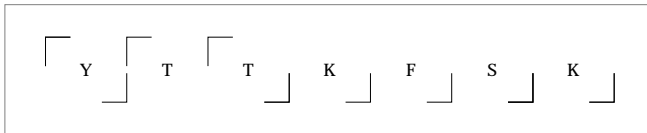
	#	b	b*	#	y	y*	P	P*
E	1							✓
N	2	✓		7				
T	3	✓		6	✓	✓		
H	4		✓	5		✓		
S	5		✓	4	✓			
A	6			3				
G	7	✓		2				
R	8	✓		1	✓			



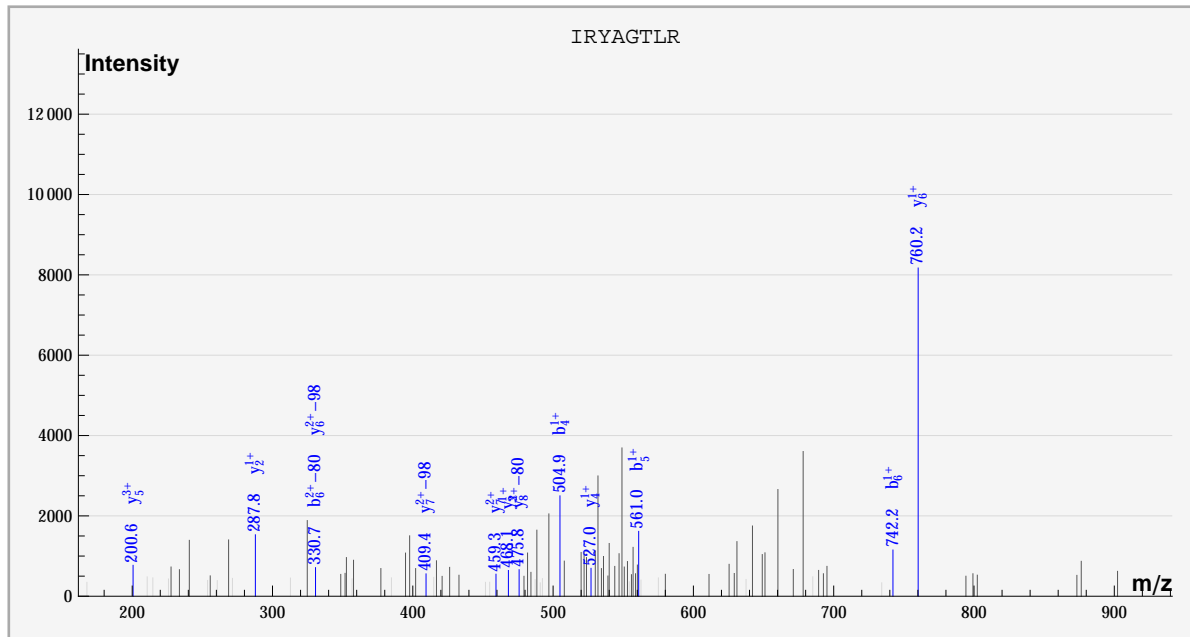
dbValid true YTTKFSK PHOS(2) 2. 517. 0.703392 5.08242 100. ? 2052.
 S_Acido_new%gi|68567977|gb|AAy80906.1| YTTKFSK%:PHOS:PHOS:::sample_2%compd_731



	#	b	b*	#	y	y*	P	P*
Y	1	✓						✓
T	2			6	✓	✓		
T	3	✓	✓	5	✓			
K	4	✓	✓	4				
F	5	✓	✓	3				
S	6		✓	2				
K	7	✓	✓	1				



dbConflictWinner true IRYAGTLR PHOS(1) 2. 517. -1.73432 5.72018 100. ?
 2232. S_Acido_new%gi|68566721|gb|AAY79650.1| IRYAGTLR%::::::PHOS:::sample_0%compd_924

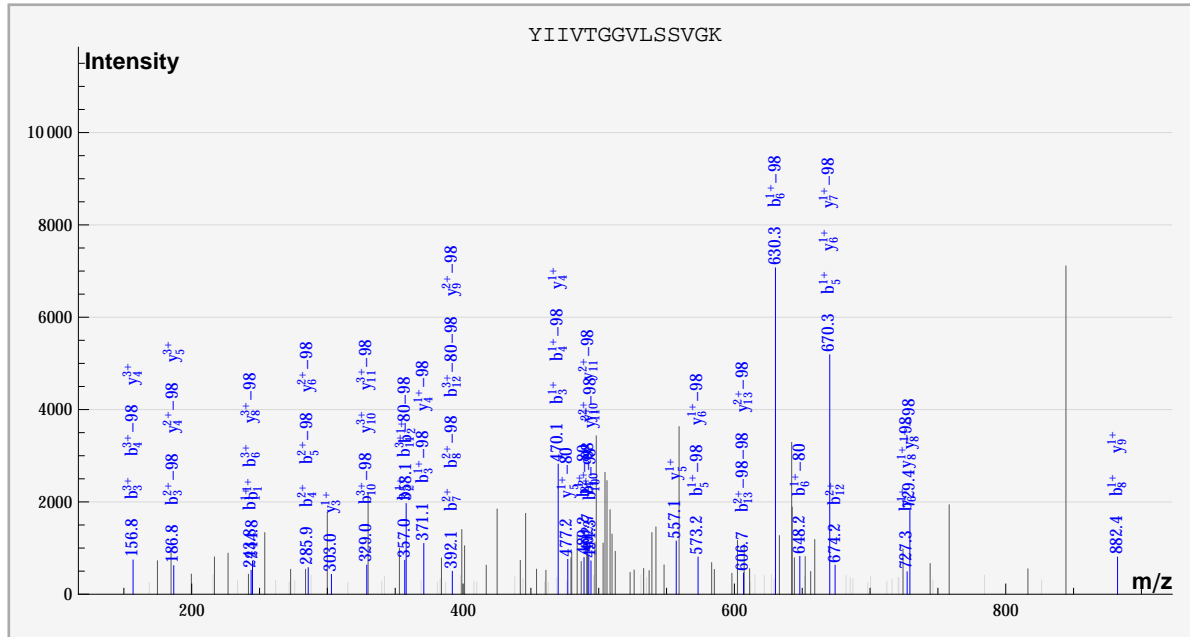


	#	b	b*	#	y	y*	P	P*
I	1							✓
R	2			7	✓	✓		
Y	3			6	✓	✓		
A	4	✓		5	✓			
G	5	✓		4	✓			
T	6	✓	✓	3	✓			
L	7			2	✓			
R	8			1				



dbValid true YIIVTGGVLSSVGK PHOS(2) 3. 517. 1.25228 5.05616 100. ? 2412.

S_Acido_new%gi|68567242|gb|AAy80171.1| YIIVTGGVLSSVGK%:PHOS:.....:PHOS:....:sample_2%compd_1097

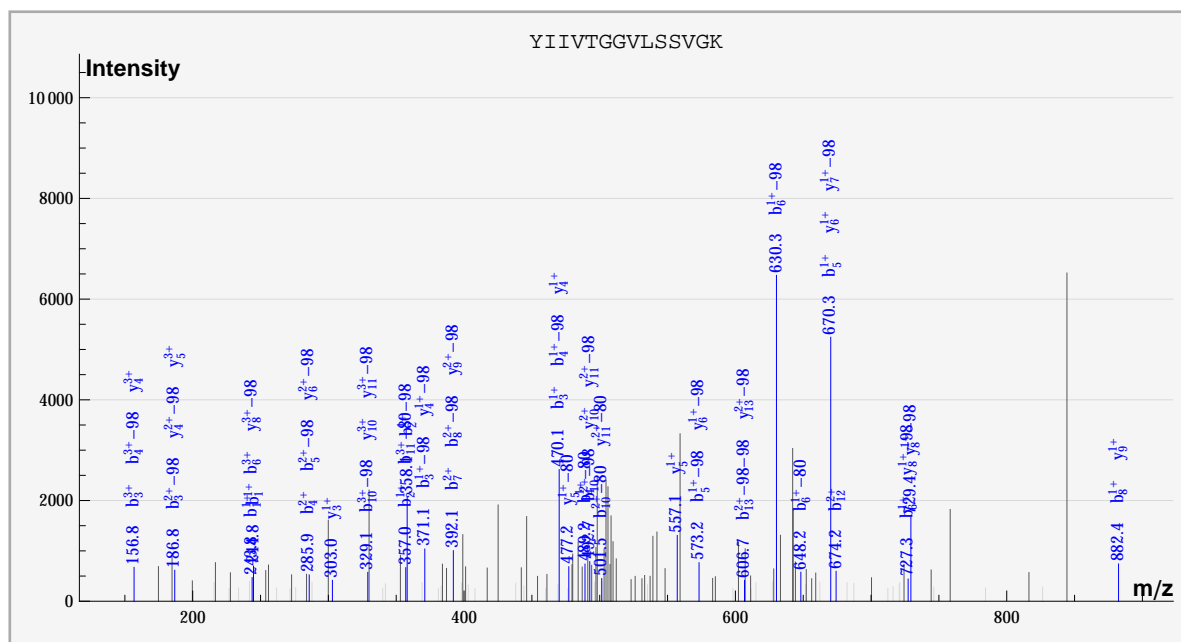


	#	b	b*	#	y	y*	P	P*
Y	1	✓						
I	2	✓		13	✓			
I	3	✓	✓	12				
V	4	✓	✓	11	✓			
T	5	✓	✓	10	✓			
G	6	✓	✓	9	✓	✓		
G	7	✓		8	✓	✓		
V	8	✓	✓	7	✓	✓		
L	9			6	✓	✓		
S	10		✓	5	✓	✓		
S	11		✓	4	✓	✓		
V	12	✓	✓	3	✓			
G	13		✓	2				
K	14			1				

Y I I V T G G V L S S V G K

dbValid true YIIVTGGVLSSVGK PHOS(2) 3. 517. 1.25228 5.16094 100. ? 2424.

S_Acido_new%gi|68567242|gb|AAV80171.1| YIIVTGGVLSSVGK%:PHOS:.....:PHOS:....%sample_2%compd_1107

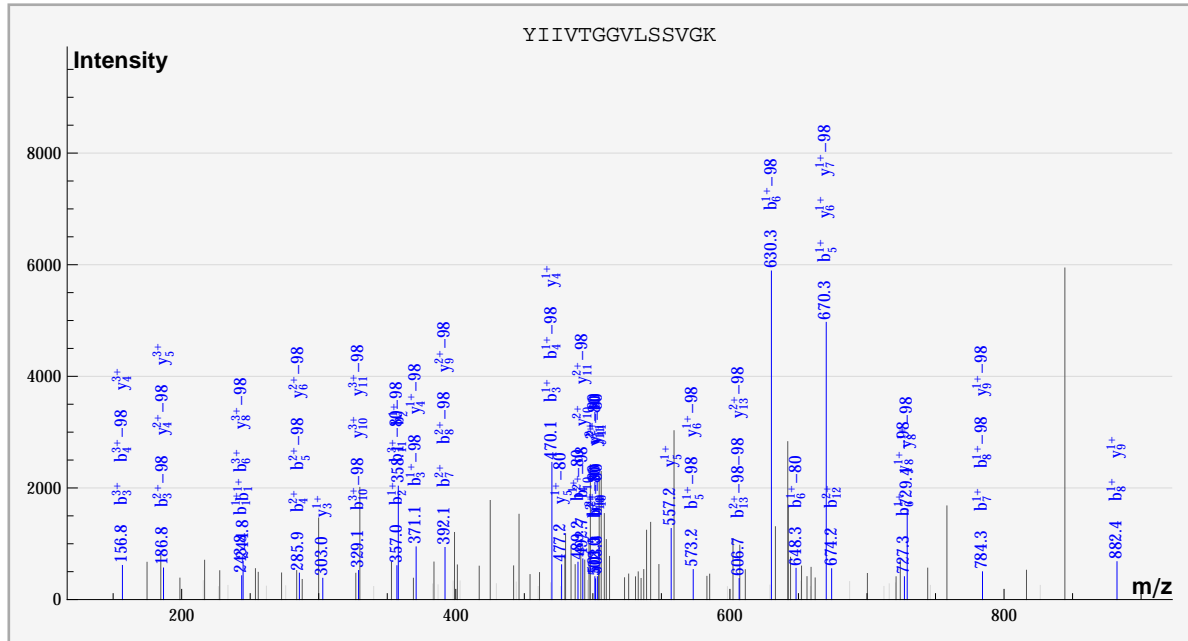


	#	b	b*	#	y	y*	P	P*
Y	1	✓						
I	2	✓		13		✓		
I	3	✓	✓	12				
V	4	✓	✓	11		✓		
T	5	✓	✓	10	✓			
G	6	✓	✓	9	✓	✓		
G	7	✓		8		✓		
V	8	✓	✓	7		✓		
L	9			6	✓	✓		
S	10		✓	5	✓	✓		
S	11		✓	4	✓	✓		
V	12	✓		3	✓			
G	13		✓	2				
K	14			1				

Y I I V T G G V L S S V G K

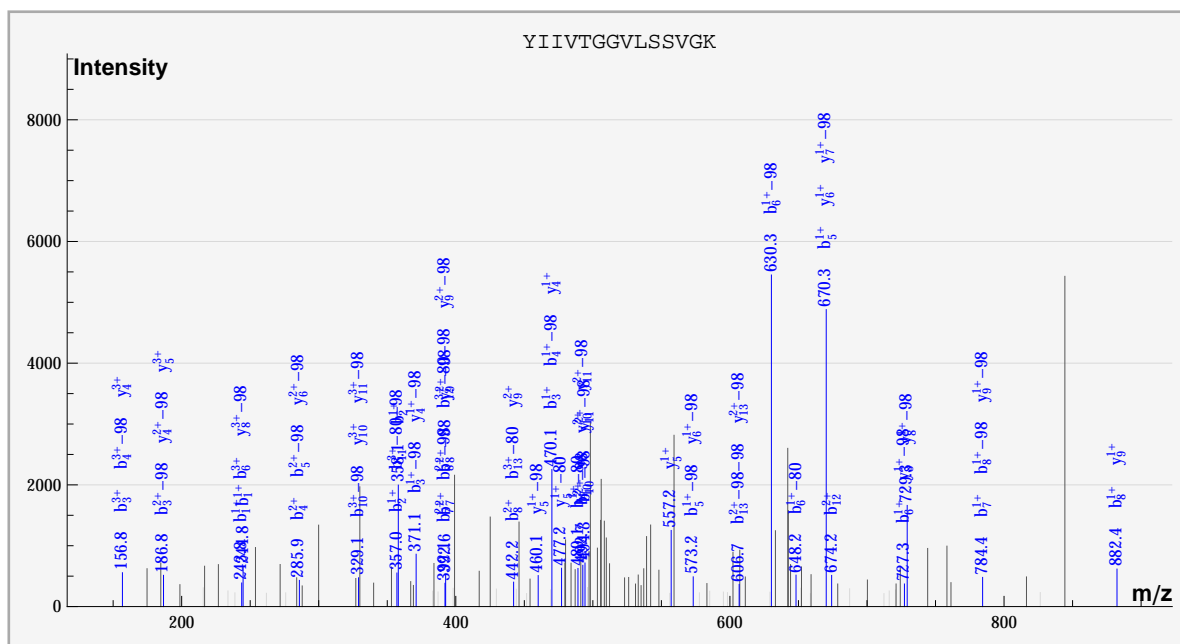
dbValid true YIIVTGGVLSSVGK PHOS(2) 3. 517. 1.25228 5.4062 100. ? 2436.

S_Acido_new%gii68567242|gb|AAy80171.1| YIIVTGGVLSSVGK%:PHOS:.....:PHOS:....%sample_2%compd_1117



dbValid true YIIVTGGVLSSVGK PHOS(2) 3. 517. 1.25228 5.45352 100. ? 2448.

S_Acido_new%gi|68567242|gb|AAV80171.1| YIIVTGGVLSSVGK%:PHOS:.....:PHOS:....%sample_2%cmpd_1127

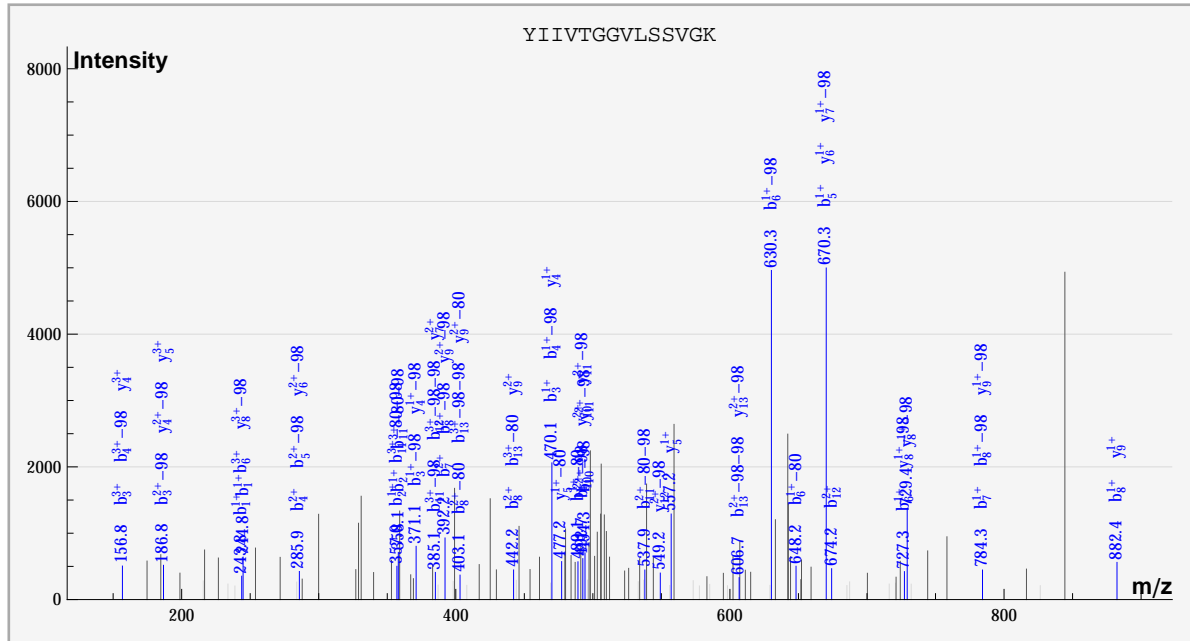


	#	b	b*	#	y	y*	P	P*
Y	1	✓						
I	2	✓		13		✓		
I	3	✓	✓	12				
V	4	✓	✓	11		✓		
T	5	✓	✓	10	✓			
G	6	✓	✓	9	✓	✓		
G	7	✓		8		✓		
V	8	✓	✓	7		✓		
L	9			6	✓	✓		
S	10		✓	5	✓	✓		
S	11		✓	4	✓	✓		
V	12	✓	✓	3				
G	13		✓	2				
K	14			1				

Y I I V T G G V L S S V G K

dbValid true YIIVTGGVLSSVGK PHOS(2) 3. 517. 1.25228 4.94888 100. ? 2460.

S_Acido_new%gii68567242|gb|AAy80171.1| YIIVTGGVLSSVGK%:PHOS:.....PHOS:....%sample_2%cmpd_1137

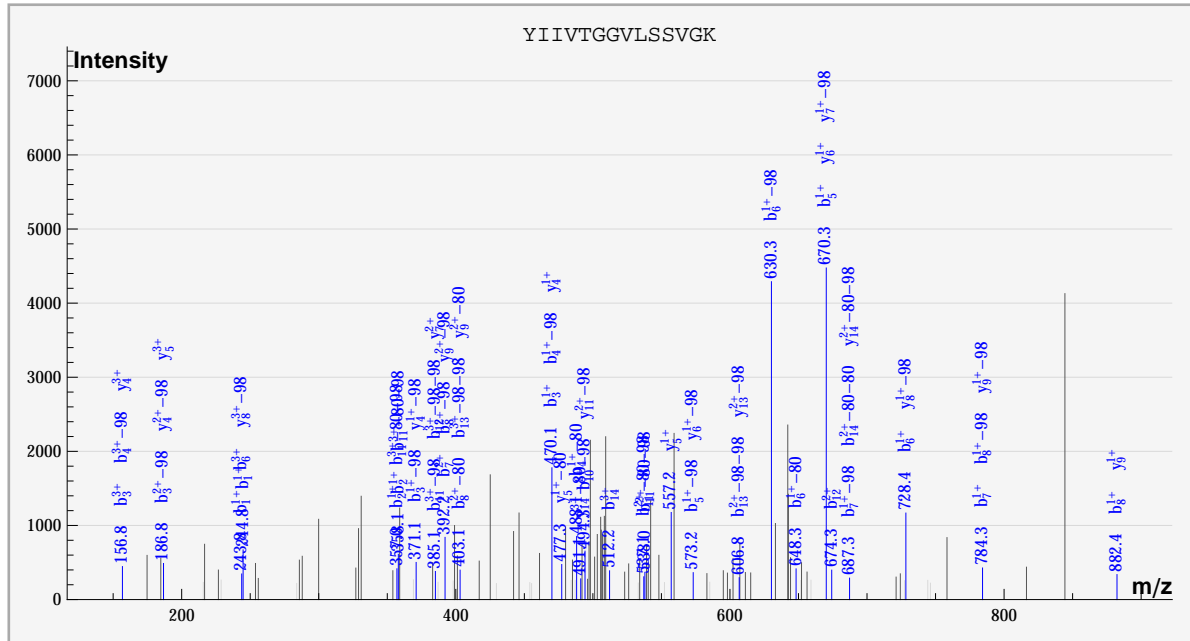


	#	b	b*	#	y	y*	P	P*
Y	1	✓						
I	2	✓		13		✓		
I	3	✓	✓	12		✓		
V	4	✓	✓	11		✓		
T	5	✓	✓	10	✓			
G	6	✓	✓	9	✓	✓		
G	7	✓		8		✓		
V	8	✓	✓	7	✓	✓		
L	9			6	✓	✓		
S	10		✓	5	✓	✓		
S	11		✓	4	✓	✓		
V	12	✓	✓	3				
G	13		✓	2				
K	14			1				

Y I I V T G G V L S S V G K

dbValid true YIIVTGGVLSSVGK PHOS(2) 3. 517. 1.25228 5.35027 100. ? 2484.

S_Acido_new%gi|68567242|gb|AAV80171.1| YIIVTGGVLSSVGK%:PHOS:.....PHOS:....%sample_2%compd_1159

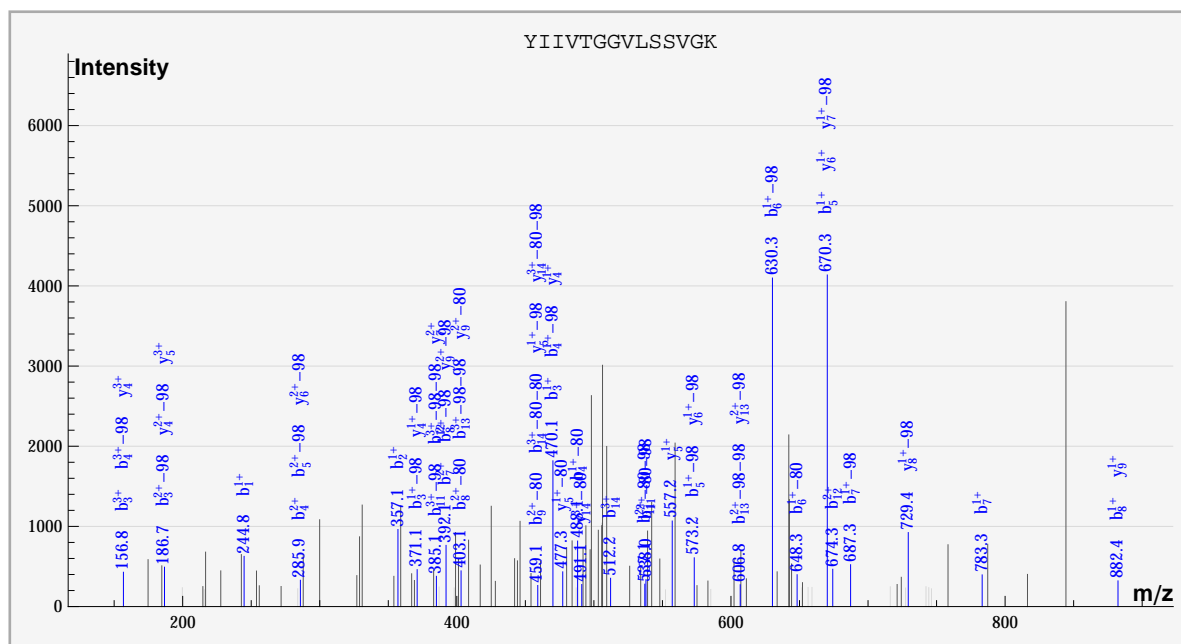


	#	b	b*	#	y	y*	P	P*
Y	1	✓						✓
I	2	✓		13		✓		
I	3	✓	✓	12				
V	4		✓	11		✓		
T	5	✓	✓	10				
G	6	✓	✓	9	✓	✓		
G	7	✓	✓	8		✓		
V	8	✓	✓	7	✓	✓		
L	9			6	✓	✓		
S	10		✓	5	✓	✓		
S	11		✓	4	✓	✓		
V	12	✓	✓	3				
G	13		✓	2				
K	14	✓	✓	1				

Y I I V T G G V L S S V G K

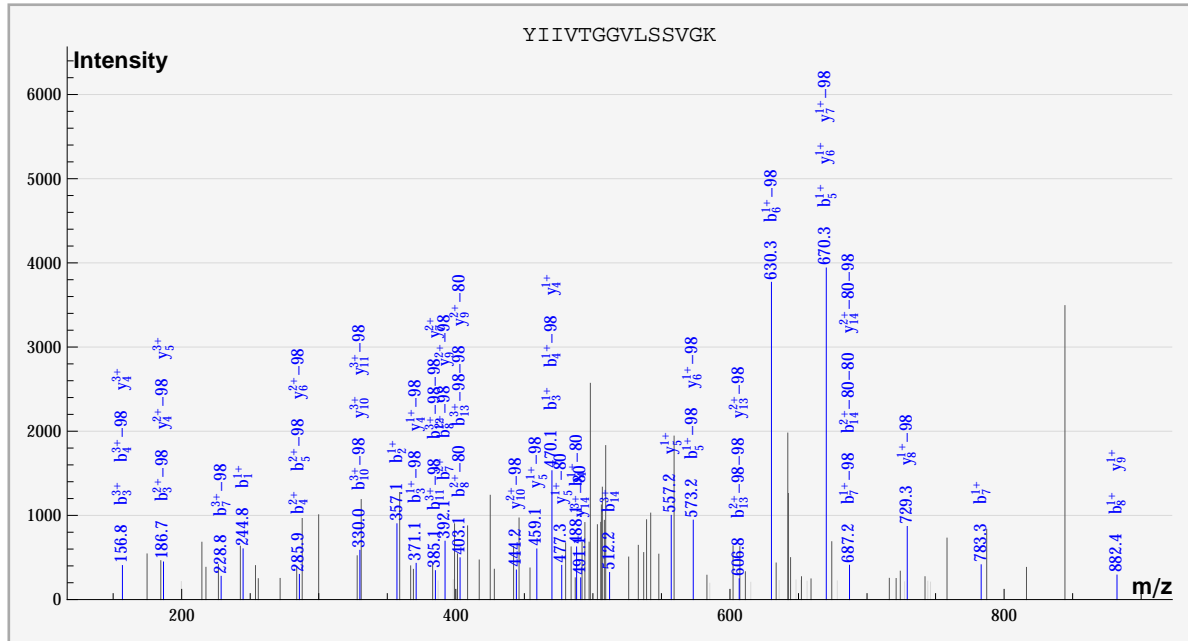
dbValid true YIIVTGGVLSSVGK PHOS(2) 3. 517. 1.25228 5.14417 100. ? 2496.

S_Acido_new%gi|68567242|gb|AA80171.1| YIIVTGGVLSSVGK%:PHOS:.....:PHOS:....:sample_2%compd_1170



dbValid true YIIVTGGVLSSVGK PHOS(2) 3. 517. 1.25228 5.1394 100. ? 2508.

S_Acido_new%gii68567242|gb|AAy80171.1| YIIVTGGVLSSVGK%:PHOS:.....:PHOS:....:sample_2%compd_1181

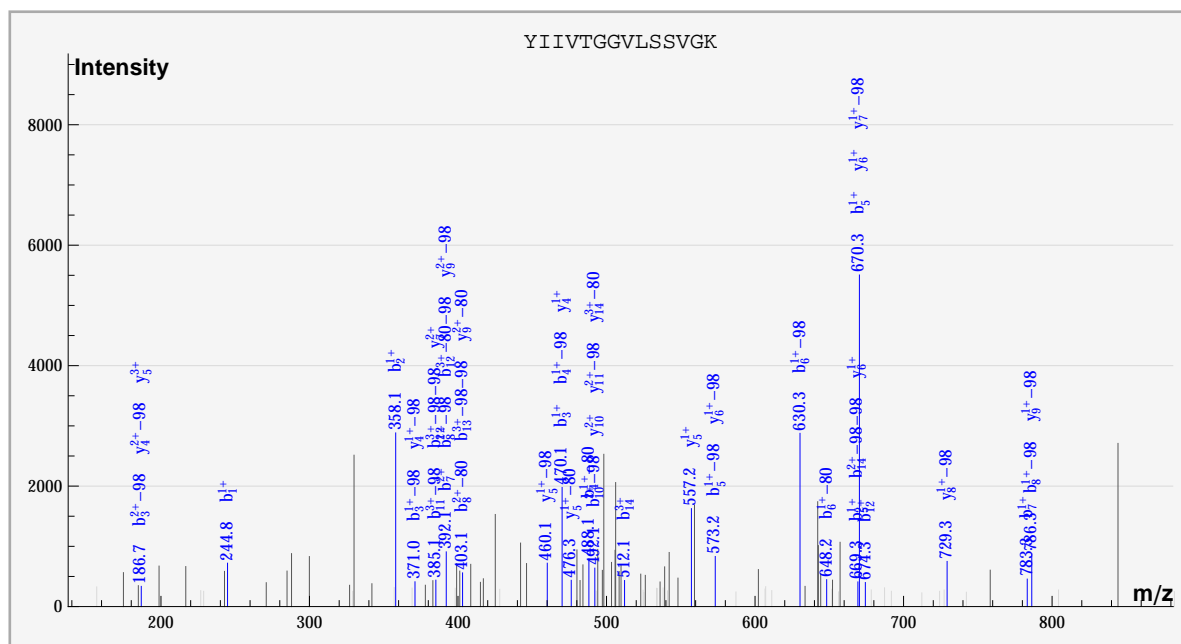


	#	b	b*	#	y	y*	P	P*
Y	1	✓						✓
I	2	✓		13		✓		
I	3	✓	✓	12				
V	4	✓	✓	11		✓		
T	5	✓	✓	10	✓	✓		
G	6	✓	✓	9	✓	✓		
G	7	✓	✓	8	✓	✓		
V	8	✓	✓	7	✓	✓		
L	9			6	✓	✓		
S	10		✓	5	✓	✓		
S	11		✓	4	✓	✓		
V	12		✓	3				
G	13		✓	2				
K	14	✓	✓	1				

[Y][I][I][V][T][G][G][V][L][S][S][V][G][K]

dbValid true YIIVTGGVLSSVGK PHOS(2) 3. 517. 1.25228 5.78934 100. ? 2544.

S_Acido_new%gi|68567242|gb|AAV80171.1| YIIVTGGVLSSVGK%:PHOS:.....:PHOS:....%sample_2%compd_1213

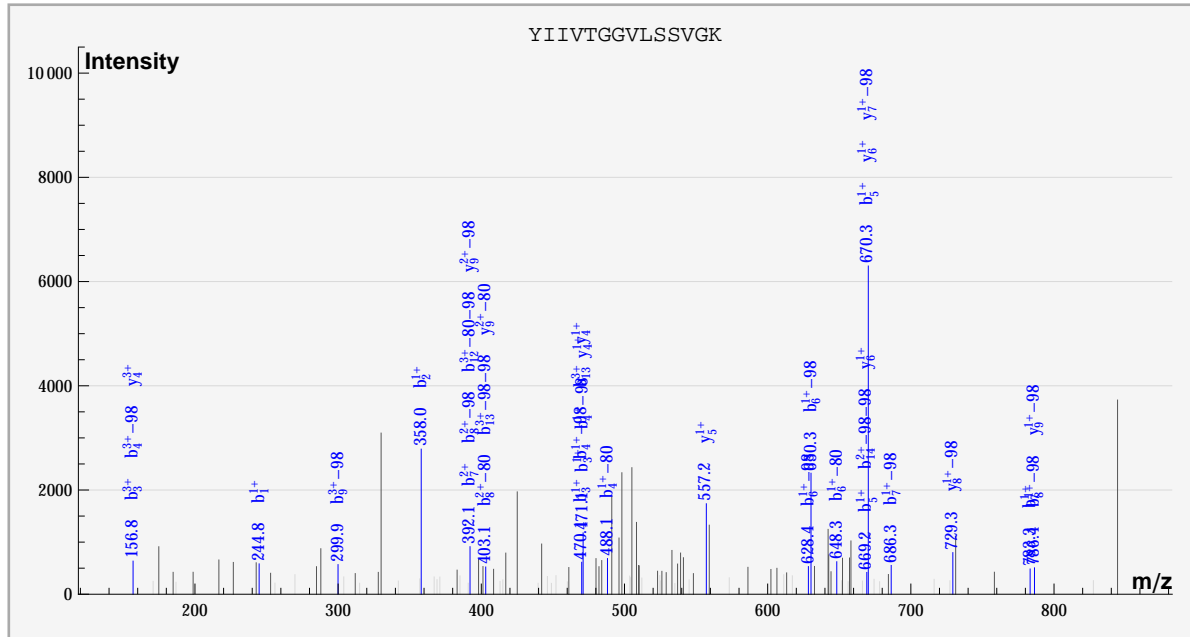


	#	b	b*	#	y	y*	P	P*
Y	1	✓						✓
I	2	✓		13				
I	3	✓	✓	12				
V	4	✓	✓	11	✓			
T	5	✓	✓	10	✓			
G	6	✓	✓	9		✓		
G	7	✓		8		✓		
V	8		✓	7	✓	✓		
L	9			6	✓	✓		
S	10		✓	5	✓	✓		
S	11		✓	4	✓	✓		
V	12	✓	✓	3				
G	13		✓	2				
K	14	✓	✓	1				

Y I I V T G G V L S S V G K

dbValid true YIIVTGGVLSSVGK PHOS(2) 3. 517. 1.25228 5.13379 100. ? 2592.

S_Acido_new%gi|68567242|gb|AAy80171.1| YIIVTGGVLSSVGK%:PHOS:.....:PHOS:....%sample_2%cmpd_1254

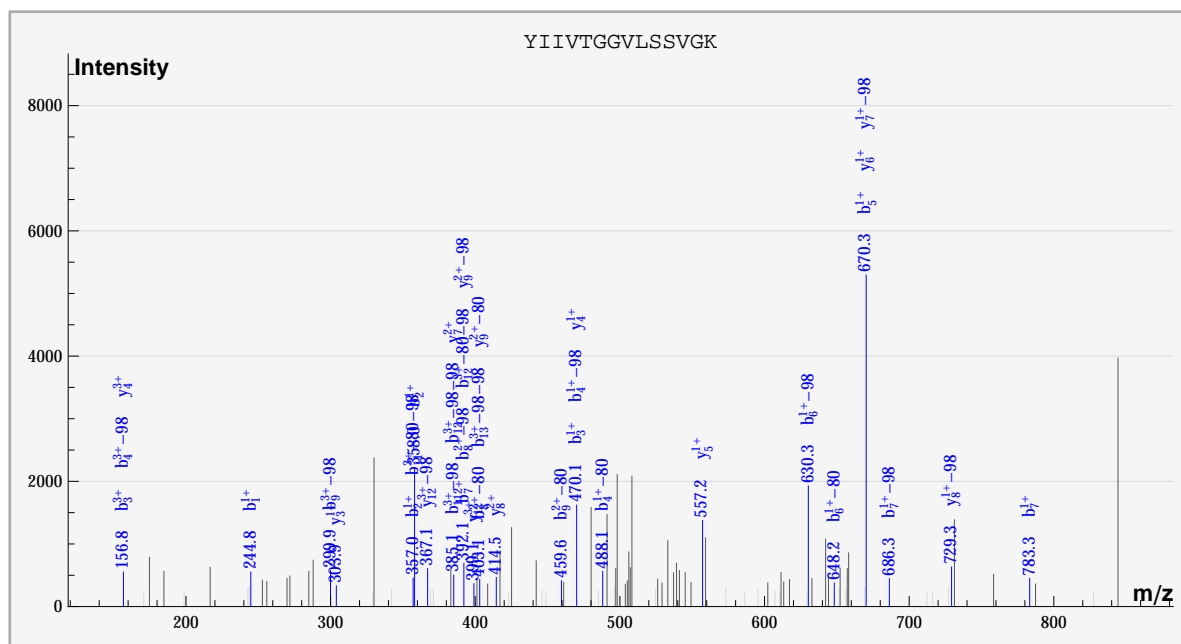


	#	b	b*	#	y	y*	P	P*
Y	1	✓						
I	2	✓		13				
I	3	✓		12				
V	4		✓	11				
T	5	✓		10				
G	6		✓	9		✓		
G	7	✓	✓	8		✓		
V	8		✓	7		✓		
L	9		✓	6	✓			
S	10			5	✓			
S	11			4	✓			
V	12		✓	3				
G	13	✓	✓	2				
K	14		✓	1				

Y I I V T G G V L S S V G K

dbValid true YIIVTGGVLSSVGK PHOS(2) 3. 517. 1.25228 4.91853 100. ? 2628.

S_Acido_new%gi|68567242|gb|AAV80171.1| YIIVTGGVLSSVGK%:PHOS:.....:PHOS:....%sample_2%compd_1287

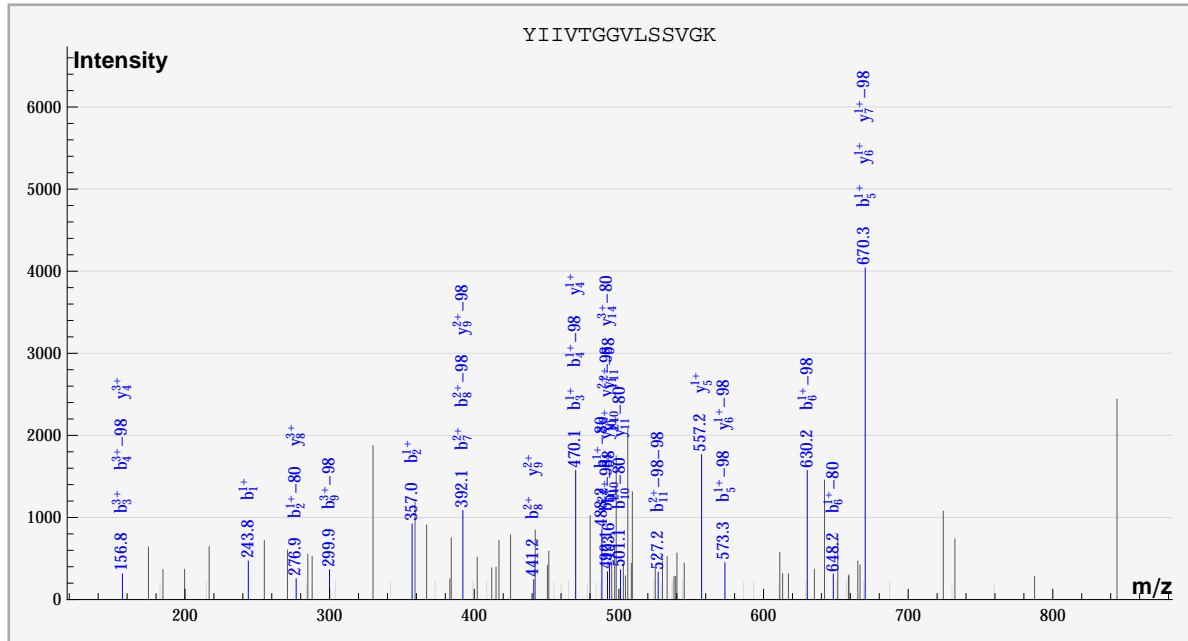


	#	b	b*	#	y	y*	P	P*
Y	1	✓						
I	2	✓		13				
I	3	✓		12	✓	✓		
V	4		✓	11				
T	5	✓		10				
G	6		✓	9		✓		
G	7	✓	✓	8	✓	✓		
V	8		✓	7	✓	✓		
L	9		✓	6	✓			
S	10			5	✓			
S	11		✓	4	✓			
V	12		✓	3	✓			
G	13		✓	2				
K	14			1				

Y I I V T G G V L S S V G K

dbValid true YIIVTGGVLSSVGK PHOS(2) 3. 517. 1.25228 5.33402 100. ? 2700.

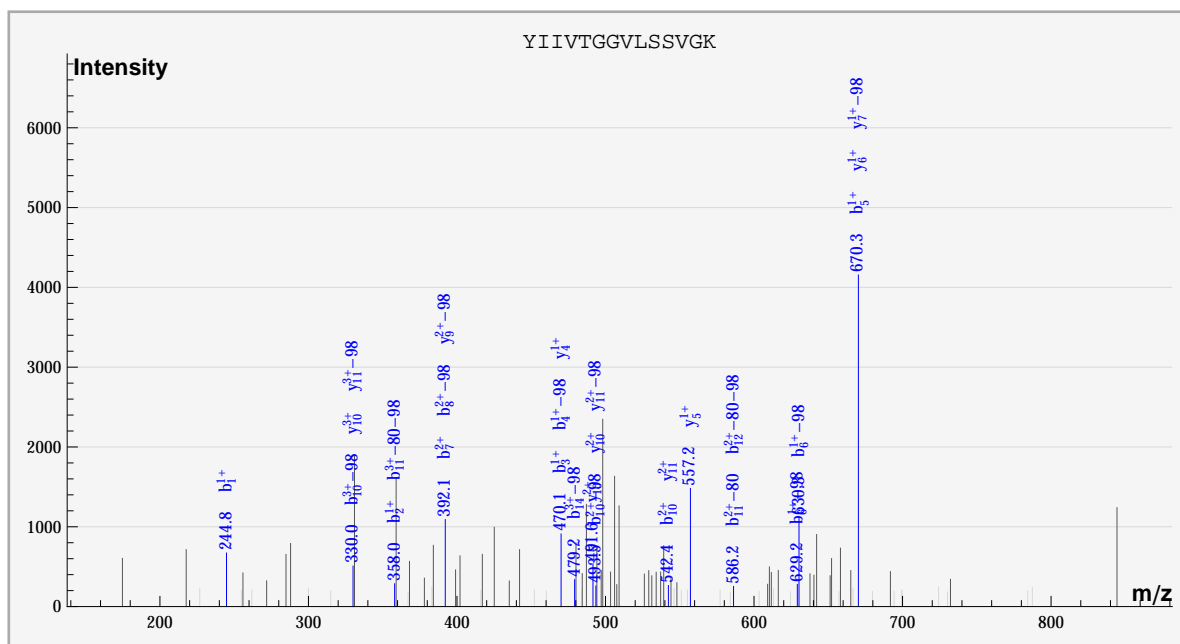
S_Acido_new%gi|68567242|gb|AAV80171.1| YIIVTGGVLSSVGK%:PHOS:.....PHOS:....%sample_2%compd_1350



	#	b	b*	#	y	y*	P	P*
Y	1	✓						✓
I	2	✓	✓	13				
I	3	✓		12				
V	4		✓	11		✓		
T	5	✓	✓	10	✓			
G	6		✓	9	✓	✓		
G	7	✓		8	✓			
V	8	✓	✓	7		✓		
L	9		✓	6	✓	✓		
S	10		✓	5	✓			
S	11		✓	4	✓			
V	12			3				
G	13			2				
K	14			1				

Y I I V T G G V L S S V G K

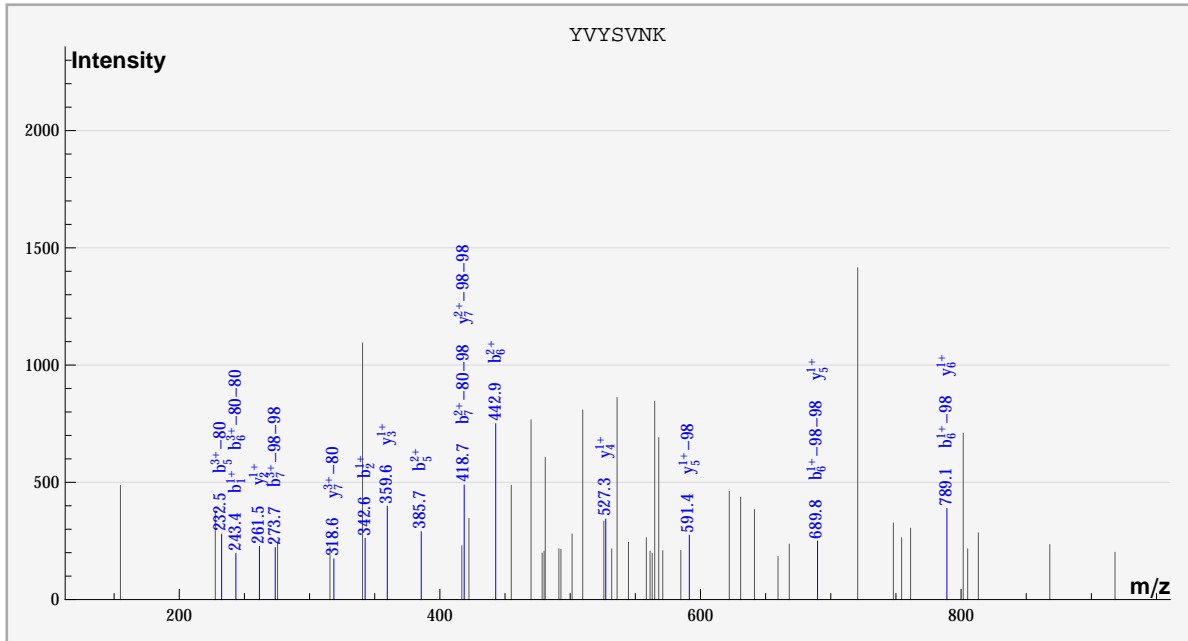
dbValid true YIIVTGGVLSSVGK PHOS(2) 3. 517. 1.25228 5.02772 100. ? 2808.
 S_Acido_new%gi|68567242|gb|AAy80171.1| YIIVTGGVLSSVGK%:PHOS:.....PHOS:....%sample_2%compd_1448



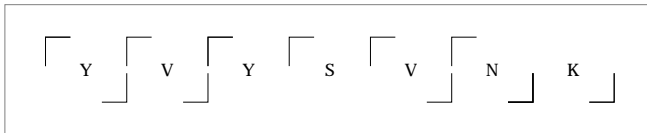
	#	b	b*	#	y	y*	P	P*
Y	1	✓						
I	2	✓		13				
I	3	✓		12				
V	4		✓	11	✓	✓		
T	5	✓		10	✓			
G	6		✓	9		✓		
G	7	✓		8				
V	8		✓	7		✓		
L	9			6	✓			
S	10	✓	✓	5	✓			
S	11		✓	4	✓			
V	12		✓	3				
G	13			2				
K	14	✓		1				

Y I I V T G G V L S S V G K

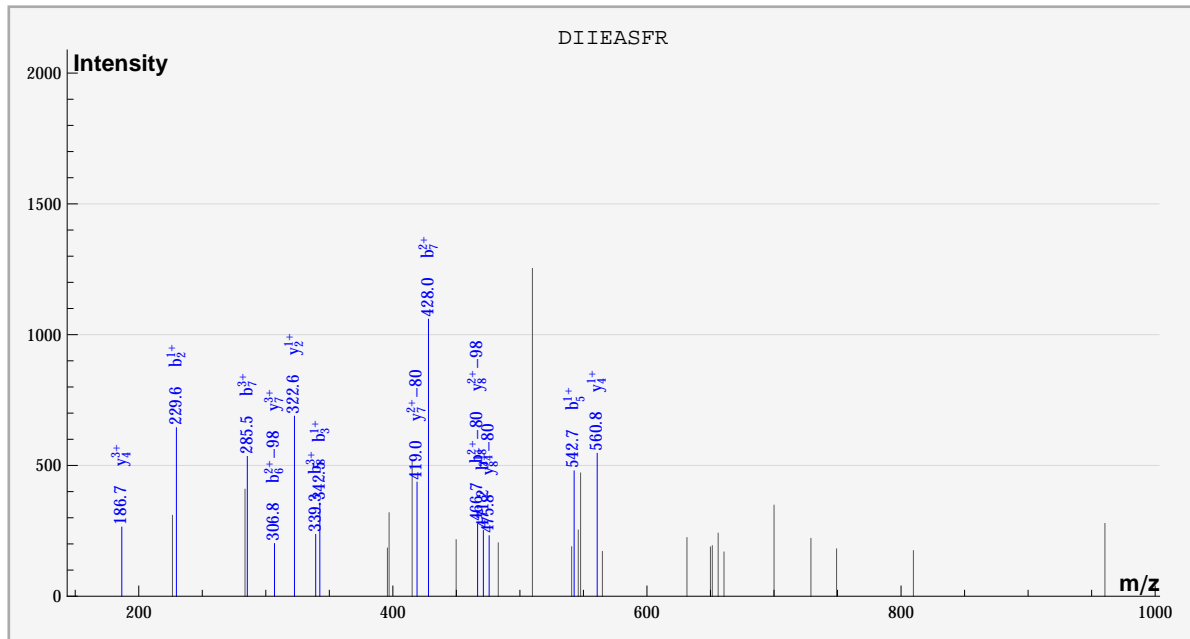
dbValid true YVYSVNK PHOS(2) 2. 517. -0.304433 5.4273 100. ? 3414.
 S_Acido_new%gil68566929|gb|AA79858.1| YVYSVNK%:PHOS::PHOS:::%sample_0%cmpd_2006



	#	b	b*	#	y	y*	P	P*
Y	1	✓						✓
V	2	✓		6	✓			
Y	3			5	✓	✓		
S	4			4	✓			
V	5	✓	✓	3	✓			
N	6	✓	✓	2	✓			
K	7		✓	1				



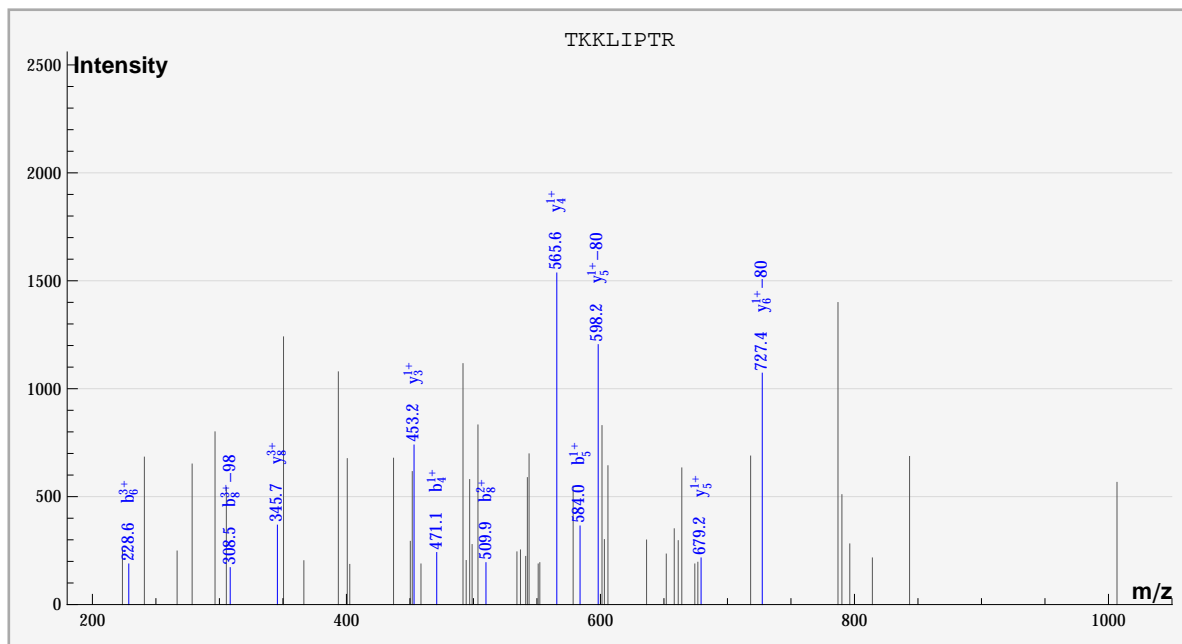
dbValid true DIIEASFR PHOS(1) 2. 517. -1.26613 5.13789 100. ? 3882.
 S_Acido_new%gi|68566750|gb|AAY79679.1| DIIEASFR%::::::PHOS:::sample_0%compd_2439



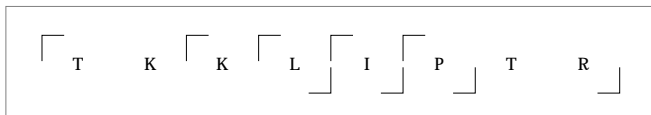
	#	b	b*	#	y	y*	P	P*
D	1							✓
I	2	✓		7	✓	✓		
I	3	✓		6				
E	4	✓		5				
A	5	✓		4	✓			
S	6		✓	3				
F	7	✓		2	✓			
R	8	✓	✓	1				



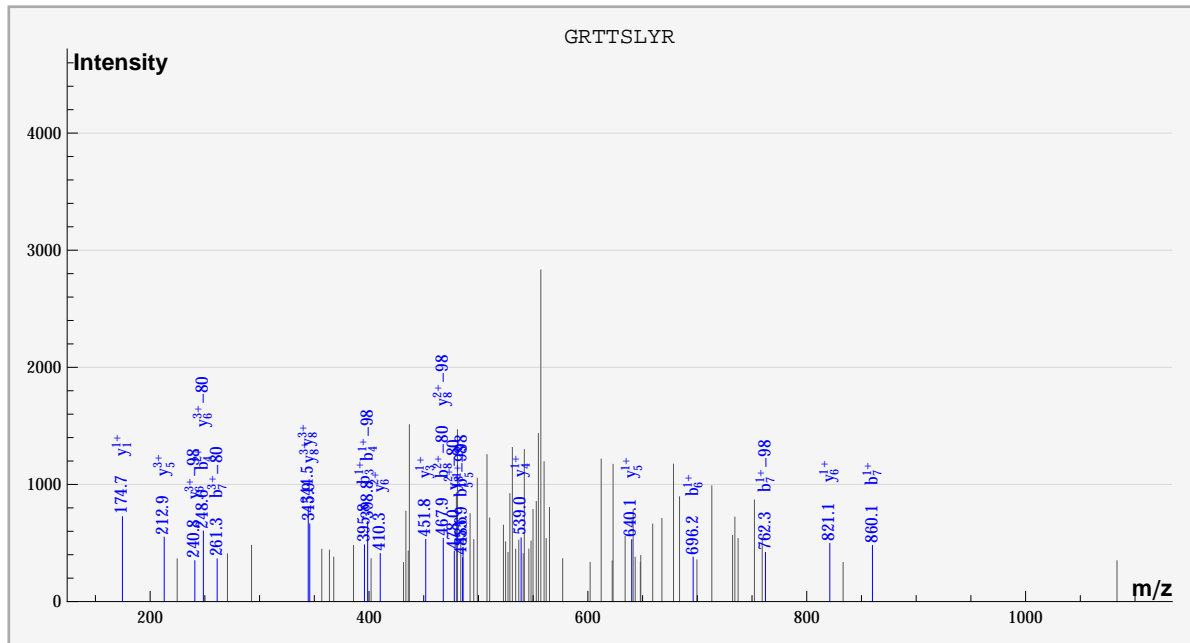
dbValid true TKKLIPTR PHOS(1) 2. 518. 0.799352 4.9944 100. ? 1884.
 S_Acido_new%gi|68567277|gb|AAY80206.1| TKKLIPTR%::::::PHOS::%sample_2%cmpd_586



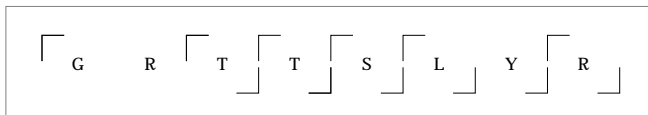
	#	b	b*	#	y	y*	P	P*
T	1							✓
K	2			7				
K	3			6				✓
L	4	✓		5	✓	✓		
I	5	✓		4	✓			
P	6	✓		3	✓			
T	7			2				
R	8	✓	✓	1				



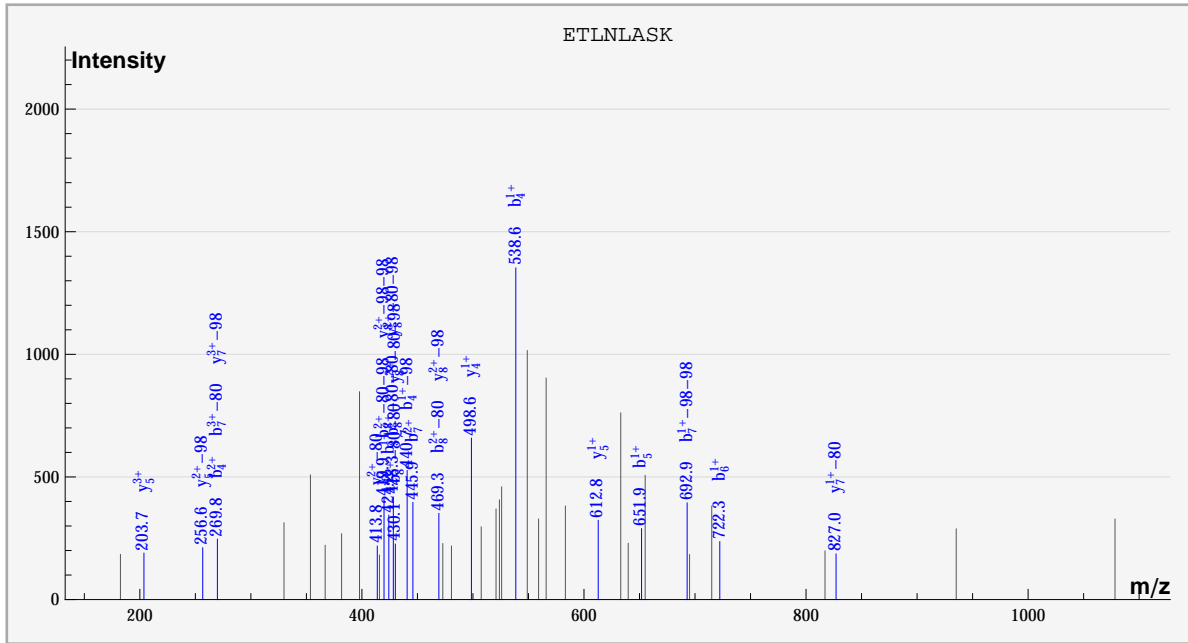
dbValid true GRITTSLYR PHOS(1) 2. 518. -0.755053 5.53894 100. ? 2256.
 S_Acido_new%gi|68568646|gb|AAY81575.1| GRITTSLYR%:::PHOS:::sample_0%compd_947



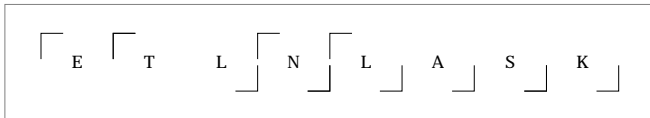
	#	b	b*	#	y	y*	P	P*
G	1						✓	✓
R	2			7				
T	3	✓		6	✓	✓		
T	4	✓	✓	5	✓			
S	5		✓	4	✓			
L	6	✓		3	✓			
Y	7	✓	✓	2				
R	8		✓	1	✓			



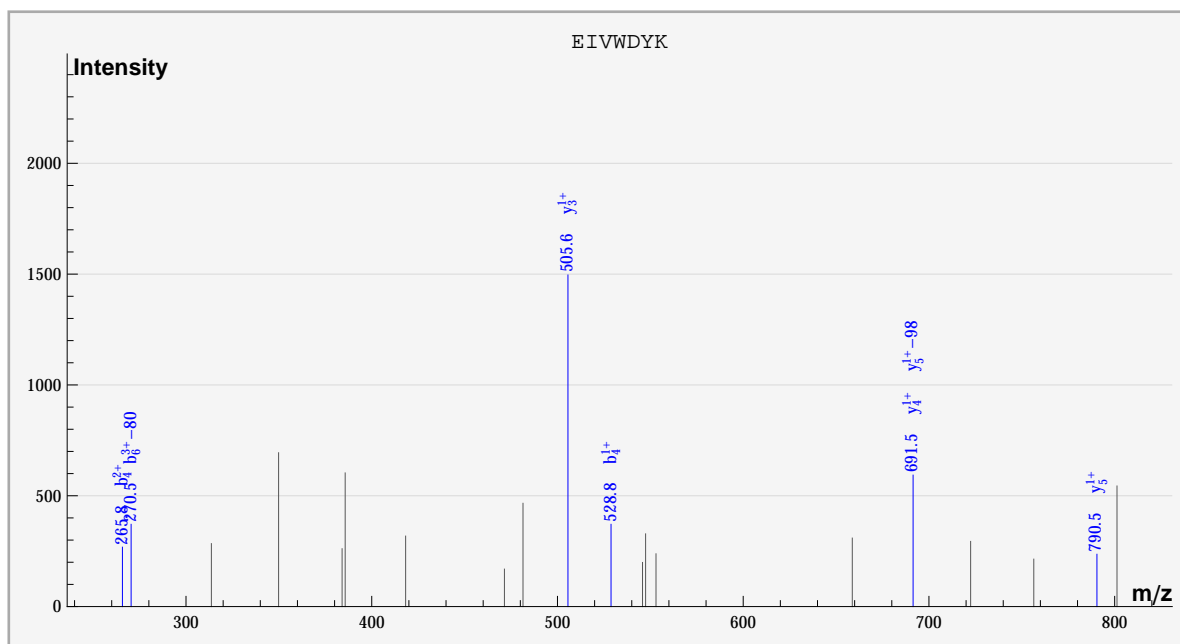
dbValid true ETLNLASK PHOS(2) 2. 518. 0.211577 5.00264 100. ? 3918.
 S_Acido_new%gi|68568015|gb|AAy80944.1| ETLNLASK%::PHOS:::PHOS::%sample_0%cmpd_2473



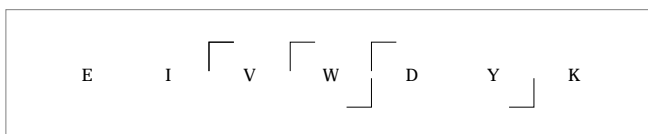
	#	b	b*	#	y	y*	P	P*
E	1							✓
T	2			7		✓		
L	3	✓		6				
N	4	✓	✓	5	✓	✓		
L	5	✓		4	✓			
A	6	✓		3				
S	7	✓	✓	2				
K	8		✓	1				



dbValid true EIVWDYK PHOS(1) 2. 518. -1.27448 4.94237 100. ? 594.
 S_Acido_new%gi|68567120|gb|AAY80049.1| EIVWDYK%:::PHOS::%sample_0%compd_3844

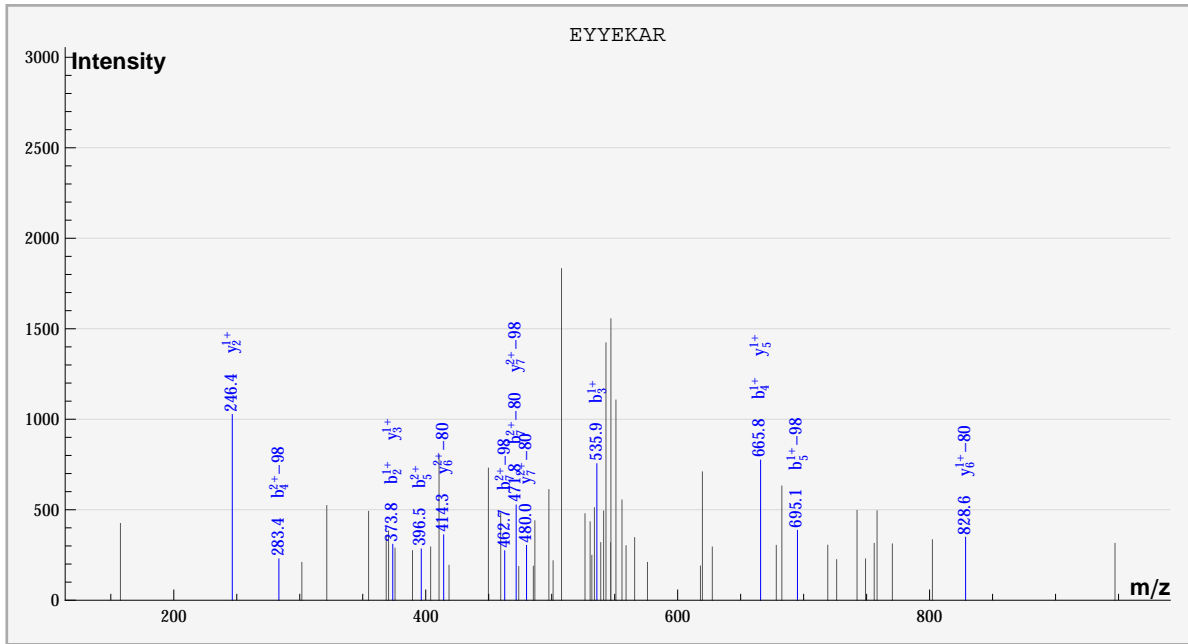


	#	b	b*	#	y	y*	P	P*
E	1							
I	2			6				
V	3			5	✓	✓		
W	4	✓		4	✓			
D	5			3	✓			
Y	6		✓	2				
K	7			1				

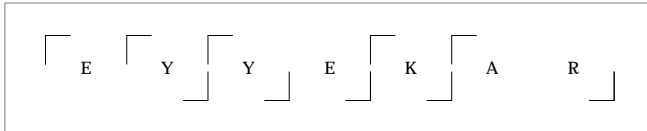


dbValid true EYYEKAR PHOS(1) 2. 519. 0.718227 4.9821 100. ? 1908.

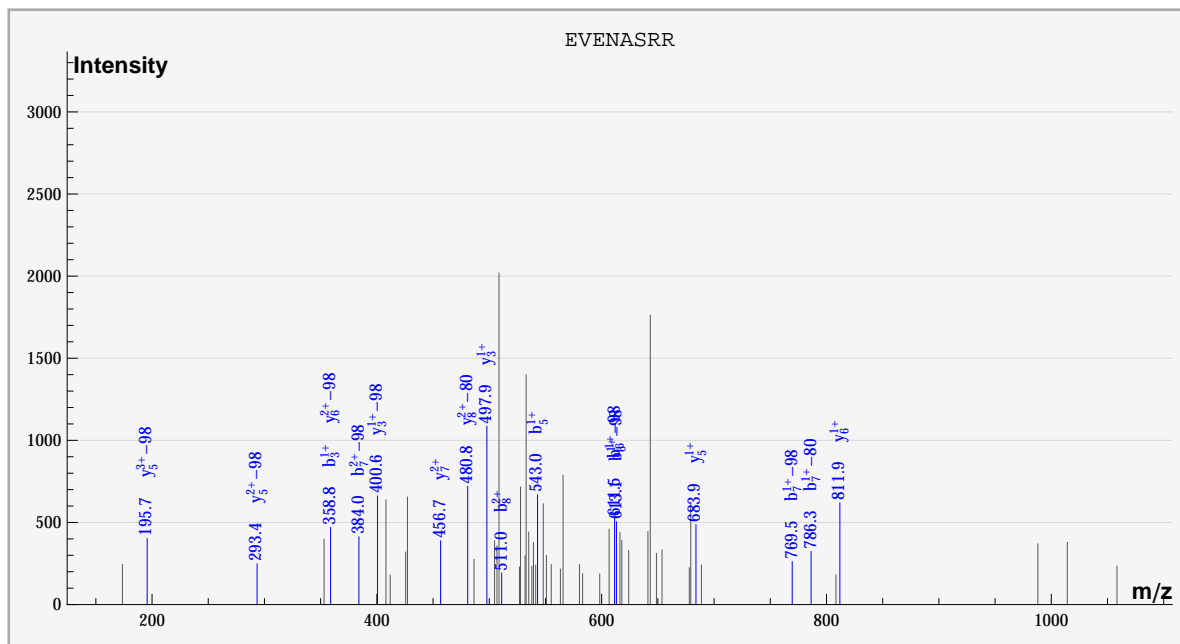
S_Acido_new%gi|68567460|gb|AAY80389.1| EYYEKAR%::PHOS:::sample_2%compd_609



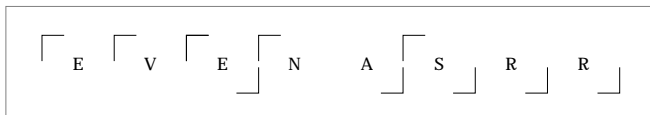
	#	b	b*	#	y	y*	P	P*
E	1							✓
Y	2	✓		6		✓		
Y	3	✓		5	✓			
E	4	✓	✓	4				
K	5	✓	✓	3	✓			
A	6			2	✓			
R	7		✓	1				



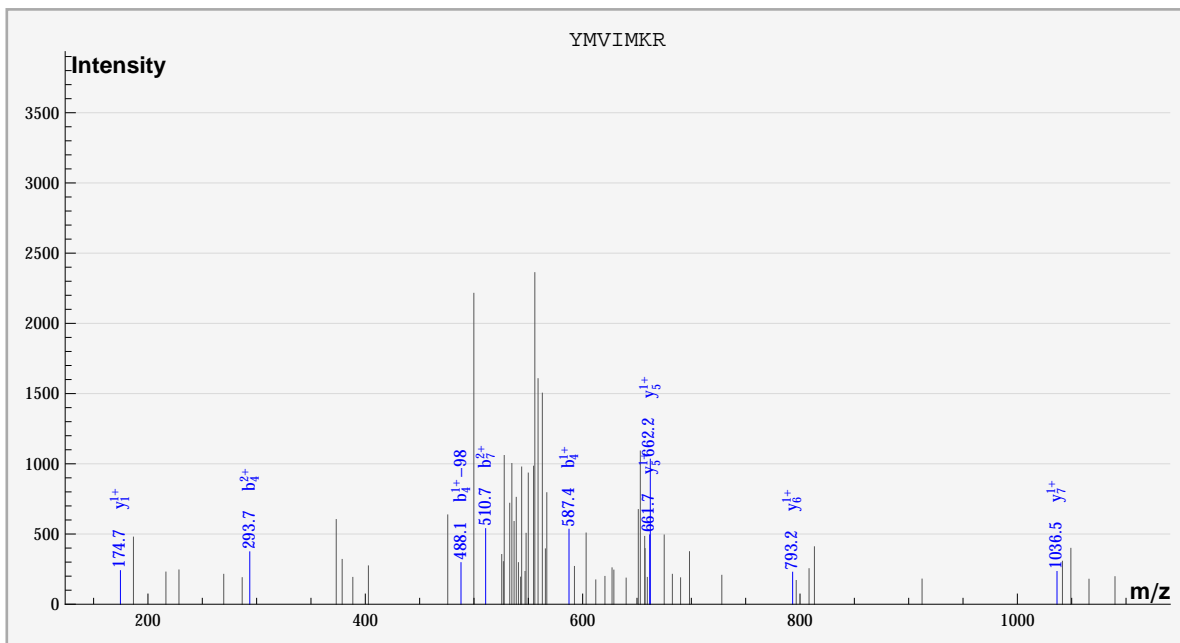
dbValid true EVENASRR PHOS(1) 2. 519. 1.72966 4.87177 100. ? 2148.
 S_Acido_new%gi|68568174|gb|AAY81103.1| EVENASRR%:::::PHOS:::sample_2%cmpd_814



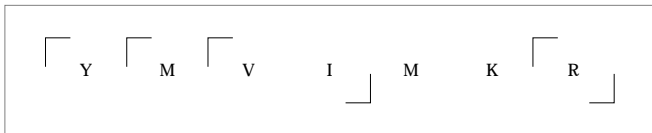
	#	b	b*	#	y	y*	P	P*
E	1							✓
V	2			7	✓			
E	3	✓		6	✓	✓		
N	4			5	✓	✓		
A	5	✓		4				
S	6		✓	3	✓	✓		
R	7		✓	2				
R	8	✓		1				



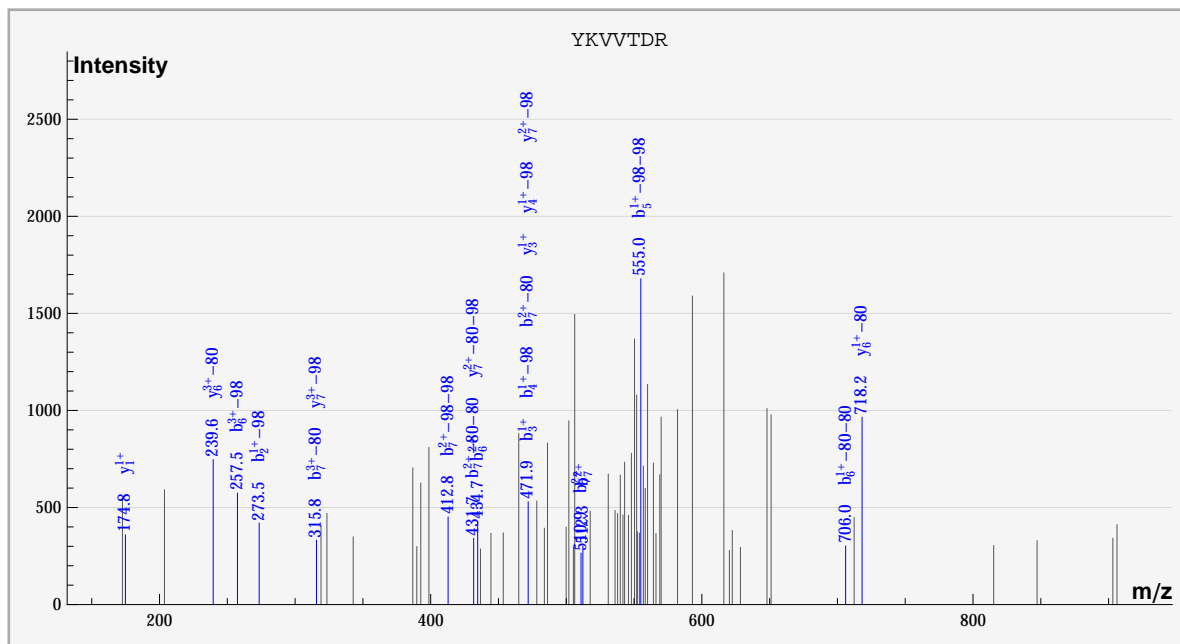
dbValid true YMVIMKR Oxidation_M(1),PHOS(1) 2. 519. -0.260408 5.00948 100. ? 2994.
 S_Acido_new%gil68568392|gb|AAY81321.1| YMVIMKR%:PHOS:::Oxidation_M:::sample_0%compd_1623



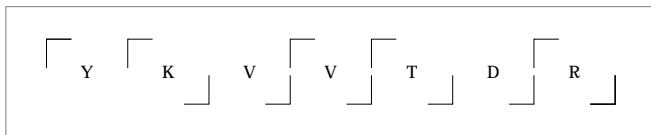
	#	b	b*	#	y	y*	P	P*
Y	1							✓
M	2			6	✓			
V	3			5	✓			
I	4	✓	✓	4				
M	5			3				
K	6			2				
R	7	✓		1	✓			



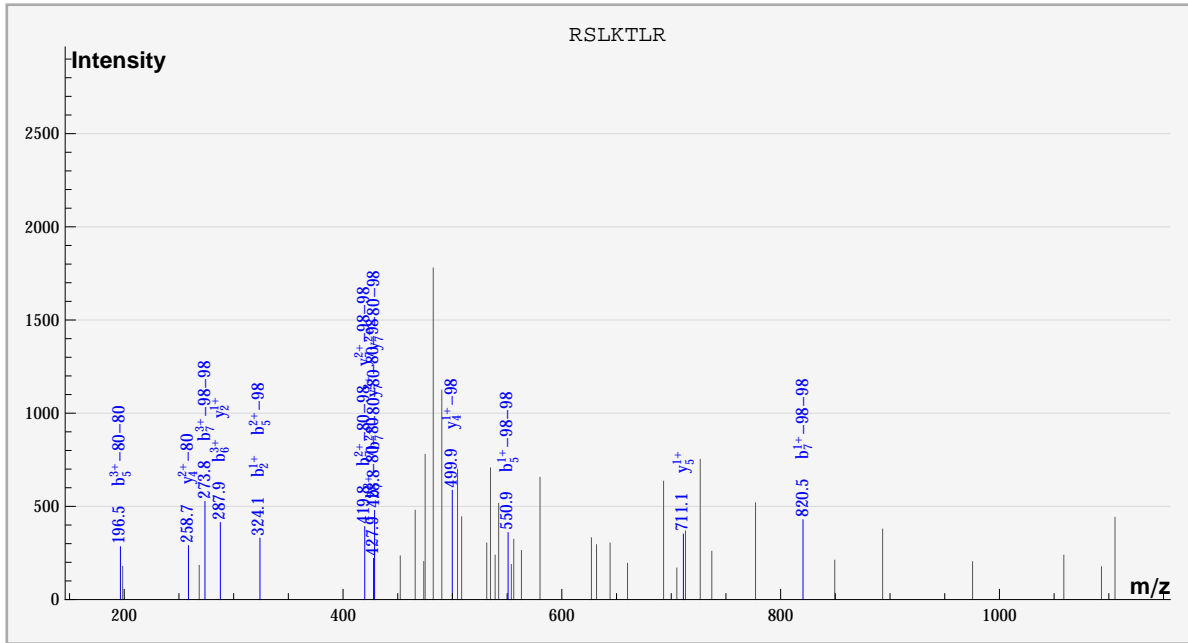
dbValid true YKVVTD PHOS(2) 2. 519. 1.71429 5.01785 100. ? 3114.
 S_Acido_new%gi|68566803|gb|AA79732.1| YKVVTD:PHOS:::PHOS:::sample_0%cmpd_1733



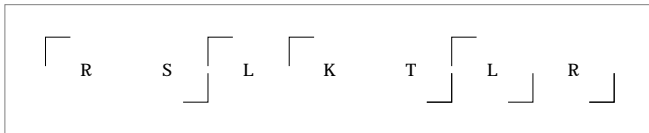
	#	b	b*	#	y	y*	P	P*
Y	1							✓
K	2		✓	6		✓		
V	3	✓		5				
V	4		✓	4		✓		
T	5		✓	3		✓		
D	6	✓	✓	2				
R	7	✓	✓	1		✓		



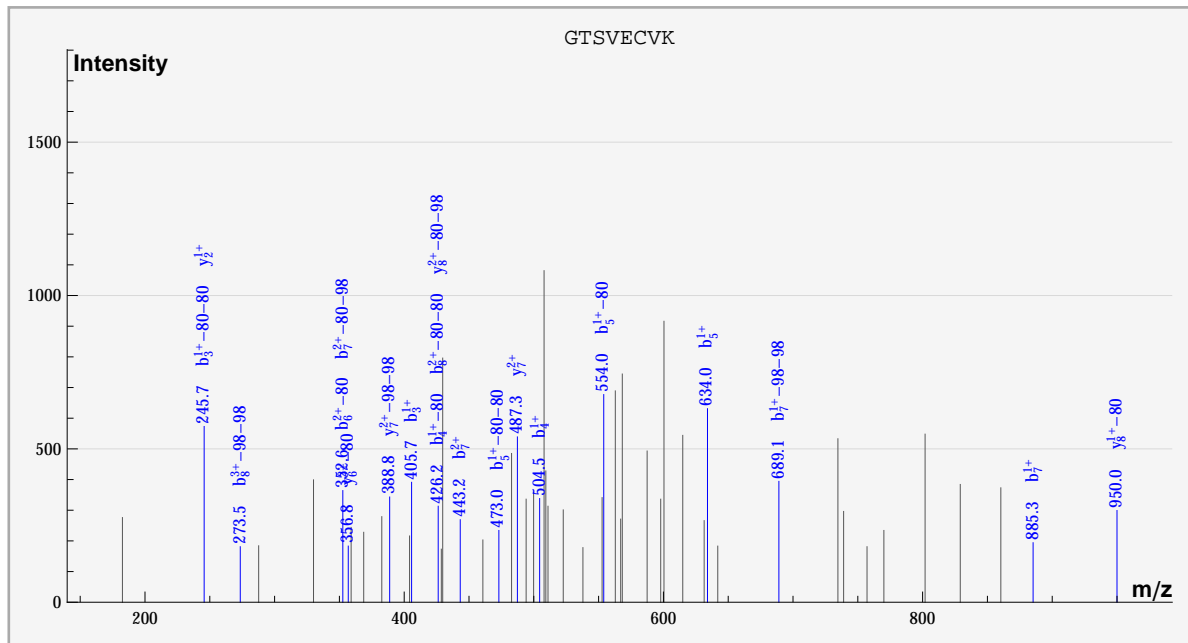
dbValid true RSLKTLR PHOS(2) 2. 519. -1.74863 4.93417 100. ? 3618.
 S_Acido_new%gi|68568540|gb|AAy81469.1| RSLKTLR::PHOS::PHOS::%sample_0%compd_2199



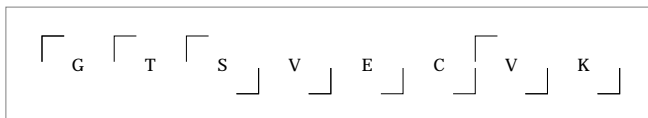
	#	b	b*	#	y	y*	P	P*
R	1							✓
S	2	✓		6				
L	3			5	✓			
K	4			4		✓		
T	5		✓	3				
L	6	✓		2	✓			
R	7		✓	1				



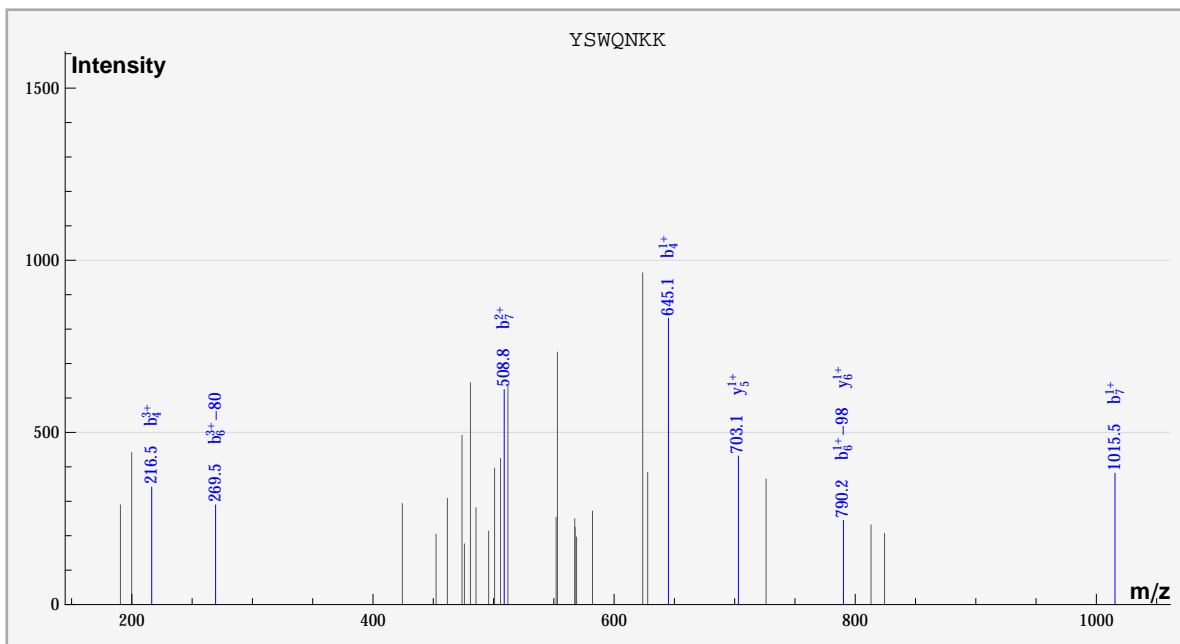
dbValid true GTSVECVK Cys_CAM(1),PHOS(2) 2. 519. 1.18196 5.98518 100. ? 3630.
 S_Acido_new%gil68568246|gb|AAY81175.1| GTSVECVK%::PHOS:PHOS::Cys_CAM:::sample_0%compd_2210



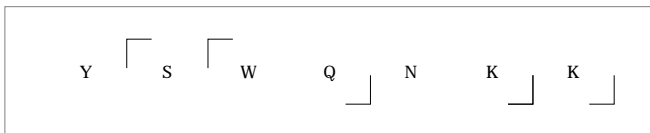
	#	b	b*	#	y	y*	P	P*
G	1							✓
T	2			7	✓	✓		
S	3	✓	✓	6		✓		
V	4	✓	✓	5				
E	5	✓	✓	4				
C	6		✓	3				
V	7	✓	✓	2	✓			
K	8		✓	1				



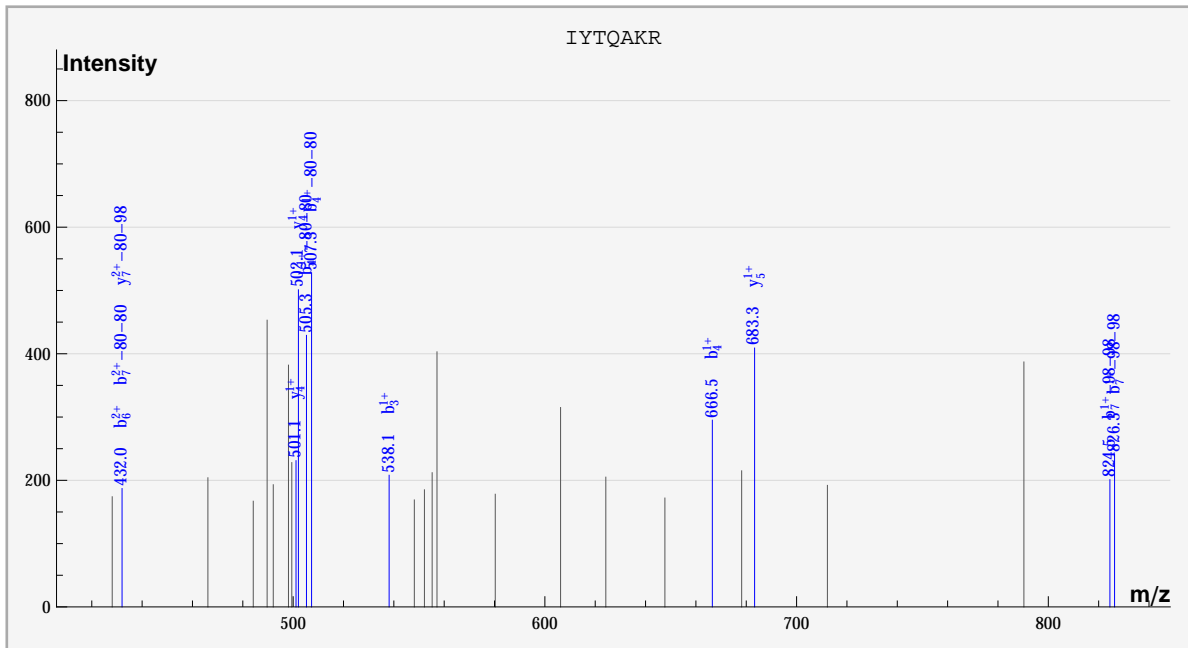
dbValid true YSWQNKK PHOS(1) 2. 519. -1.77123 4.92927 100. ? 4488.
 S_Acido_new%gi|68567101|gb|AAY80030.1| YSWQNKK%:PHOS:::sample_0%cmpd_2995



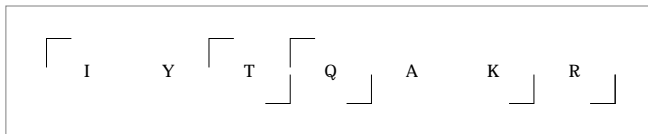
	#	b	b*	#	y	y*	P	P*
Y	1							
S	2			6	✓			
W	3			5	✓			
Q	4	✓		4				
N	5			3				
K	6		✓	2				
K	7	✓		1				



dbValid true IYQAKR PHOS(2) 2. 521. -0.777718 5.03013 100. ? 1326.
 S_Acido_new%gil68567587|gb|AAY80516.1| IYQAKR%::PHOS:PHOS::::%sample_2%cmpd_92

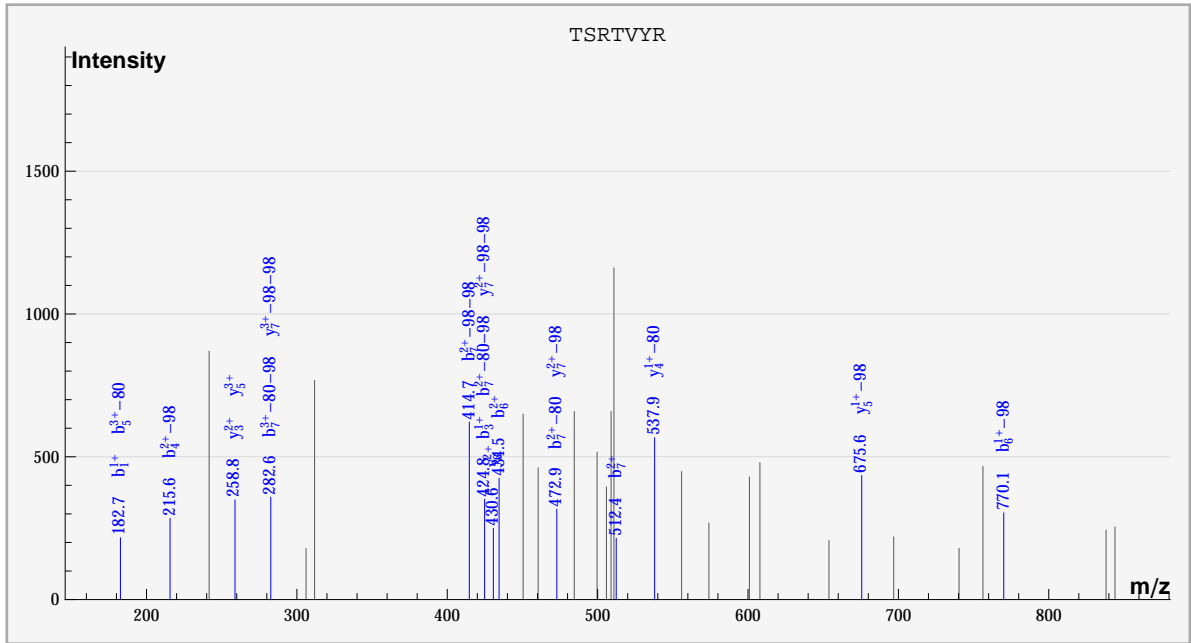


	#	b	b*	#	y	y*	P	P*
I	1							✓
Y	2			6				
T	3	✓		5	✓			
Q	4	✓	✓	4	✓			
A	5			3				
K	6	✓		2				
R	7		✓	1				

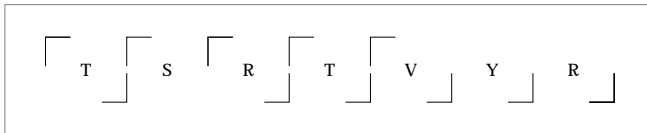


dbValid true TSRTVYR PHOS(2) 2. 521. 0.709542 4.94768 100. ? 1422.

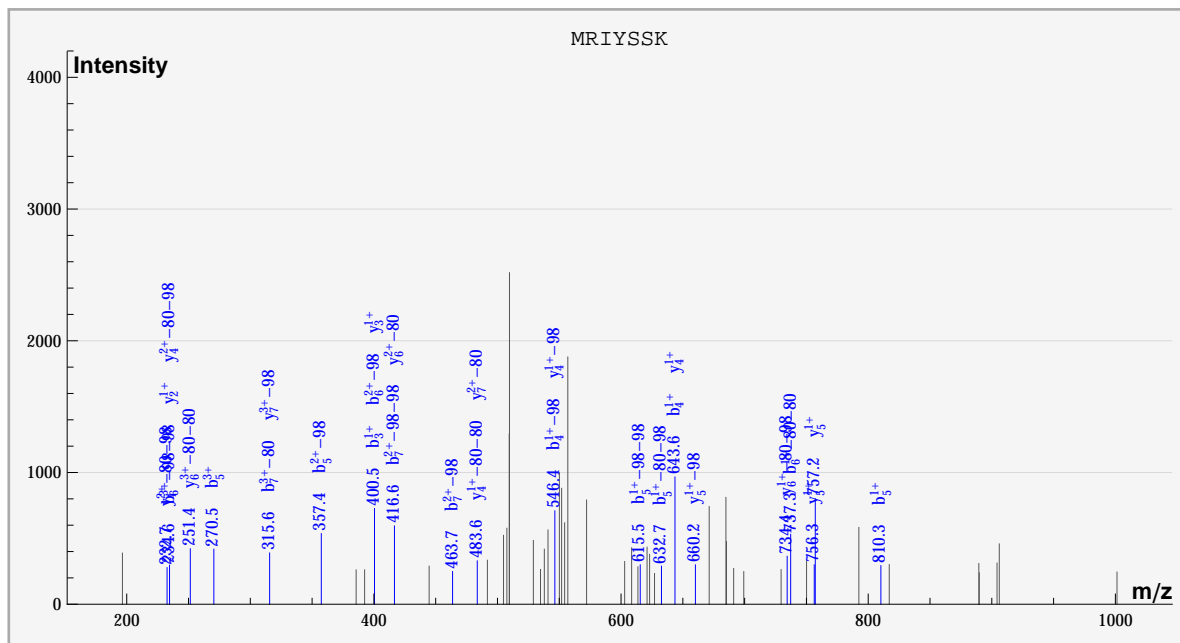
S_Acido_new%gi|68567579|gb|AA80508.1| TSRTVYR%:PHOS::::PHOS::%sample_3%cmpd_179



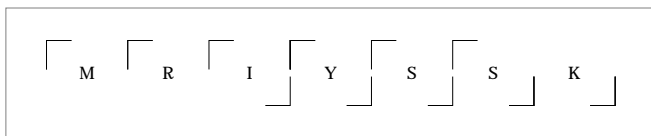
	#	b	b*	#	y	y*	P	P*
T	1	✓						✓
S	2			6	✓			
R	3	✓		5	✓	✓		
T	4		✓	4		✓		
V	5		✓	3	✓			
Y	6	✓	✓	2				
R	7	✓	✓	1				



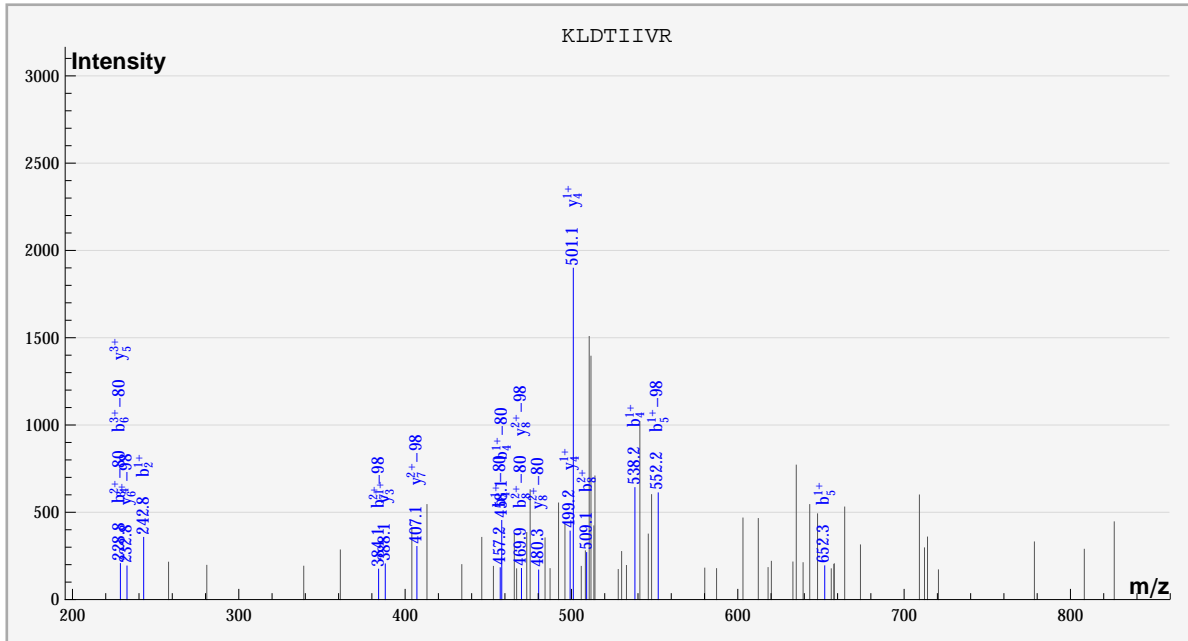
dbValid true MRIYSSK PHOS(2) 2. 521. 1.70287 5.49754 100. ? 1974.
 S_Acido_new%gi|68566514|gb|AA79443.1| MRIYSSK%::::PHOS:PHOS:::%sample_0%compd_658



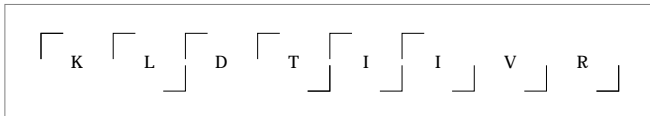
	#	b	b*	#	y	y*	P	P*
M	1							✓
R	2			6		✓		
I	3	✓		5	✓	✓		
Y	4	✓	✓	4	✓	✓		
S	5	✓	✓	3	✓			
S	6		✓	2	✓			
K	7		✓	1				



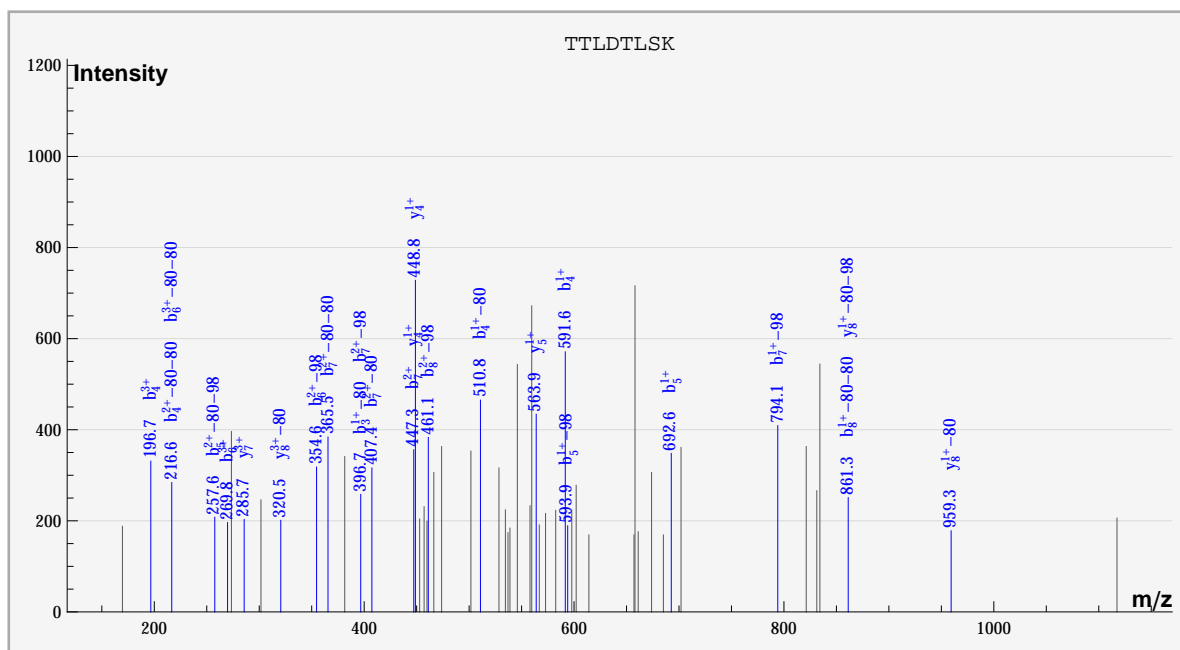
dbValid true KLDTIIVR PHOS(1) 2. 521. -1.70864 5.23764 100. ? 2382.
 S_Acido_new%gi|68567557|gb|AAY80486.1| KLDTIIVR%::::PHOS::::%sample_3%compd_1039



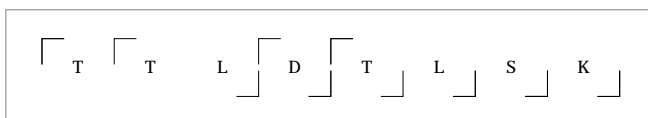
	#	b	b*	#	y	y*	P	P*
K	1							✓
L	2	✓		7		✓		
D	3			6		✓		
T	4	✓	✓	5	✓			
I	5	✓	✓	4	✓			
I	6		✓	3	✓			
V	7		✓	2				
R	8	✓	✓	1				



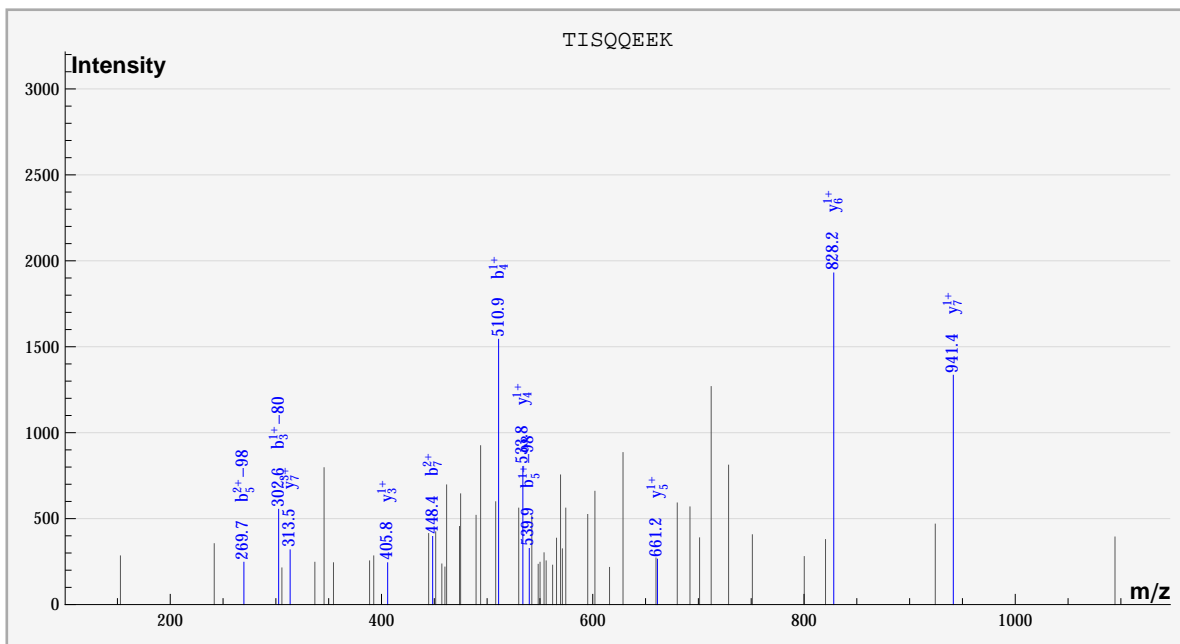
dbValid true TTLDTLSK PHOS(2) 2. 521. -1.28859 5.0307 100. ? 3438.
 S_Acido_new%gii68568251|gb|AAY81180.1| TTLDTLSK%:PHOS:PHOS:::sample_3%cmpd_2023



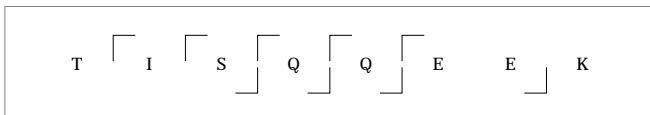
	#	b	b*	#	y	y*	P	P*
T	1							✓
T	2			7	✓			
L	3	✓		6				
D	4	✓	✓	5	✓			
T	5	✓	✓	4	✓			
L	6	✓	✓	3				
S	7	✓	✓	2				
K	8		✓	1				



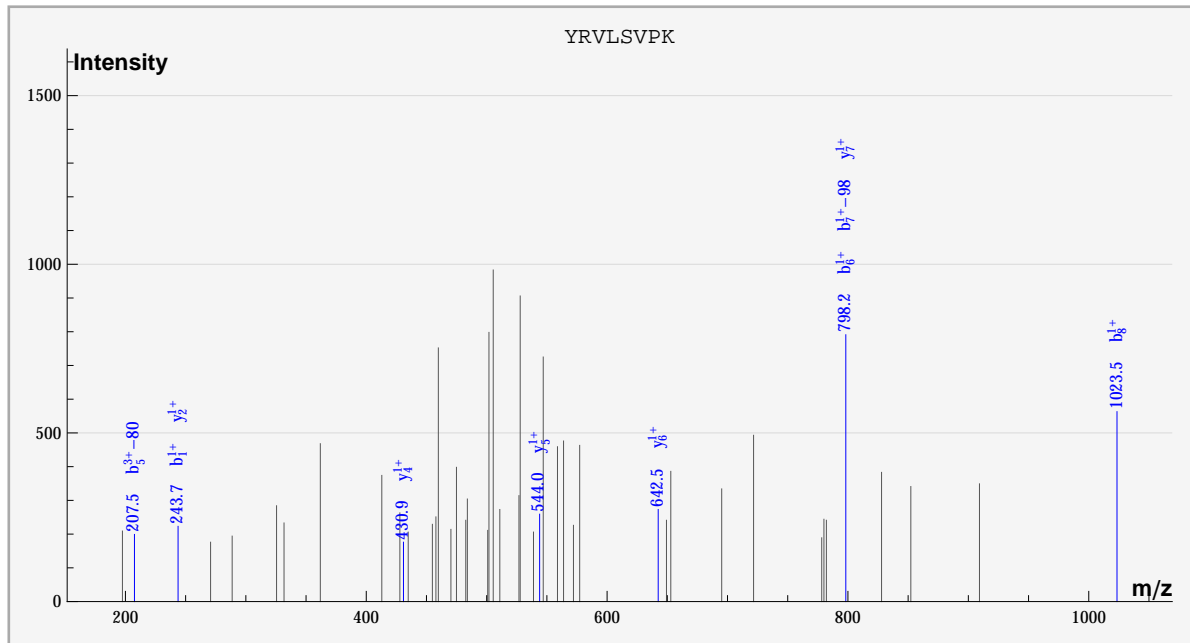
dbValid true TISQQEEK PHOS(1) 2. 521. 0.726252 5.06092 100. ? 3570.
 S_Acido_new%gi|68567996|gb|AAY80925.1| TISQQEEK%:::PHOS:::sample_3%compd_2144



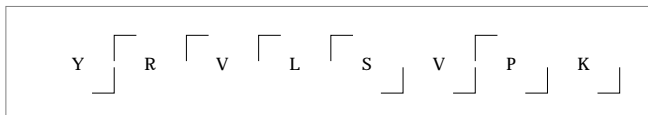
	#	b	b*	#	y	y*	P	P*
T	1							
I	2			7		✓		
S	3		✓	6		✓		
Q	4	✓		5		✓		
Q	5		✓	4		✓		
E	6			3		✓		
E	7	✓		2				
K	8			1				



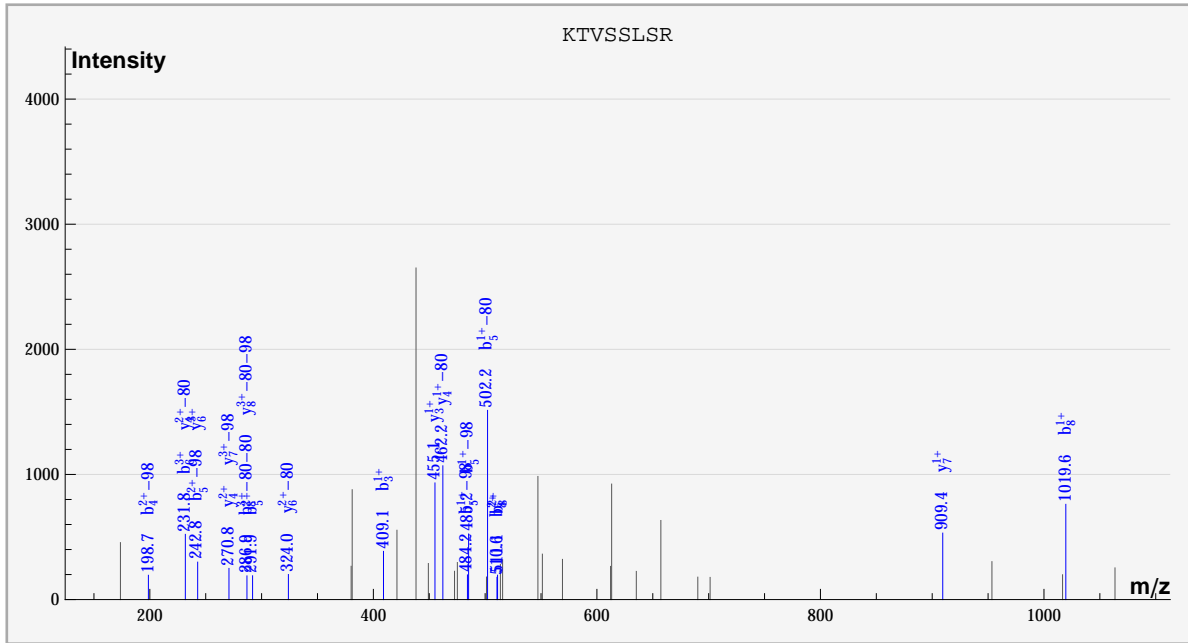
dbValid true YRVLSVPK PHOS(1) 2. 521. 0.278252 5.24723 100. ? 3990.
 S_Acido_new%gi|68566827|gb|AAY79756.1| YRVLSVPK%:PHOS:::sample_3%compd_2529



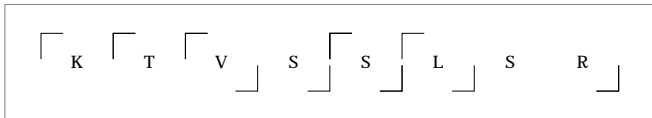
	#	b	b*	#	y	y*	P	P*
Y	1	✓						
R	2			7	✓			
V	3			6	✓			
L	4			5	✓			
S	5		✓	4	✓			
V	6	✓		3				
P	7		✓	2	✓			
K	8	✓		1				



dbValid true KTVSSLSR PHOS(2) 2. 521. -1.77498 4.96301 100. ? 4818.
 S_Acido_new%gi|68567921|gb|AAY80850.1| KTVSSLSR%::PHOS:::PHOS::%sample_3%cmpd_3105

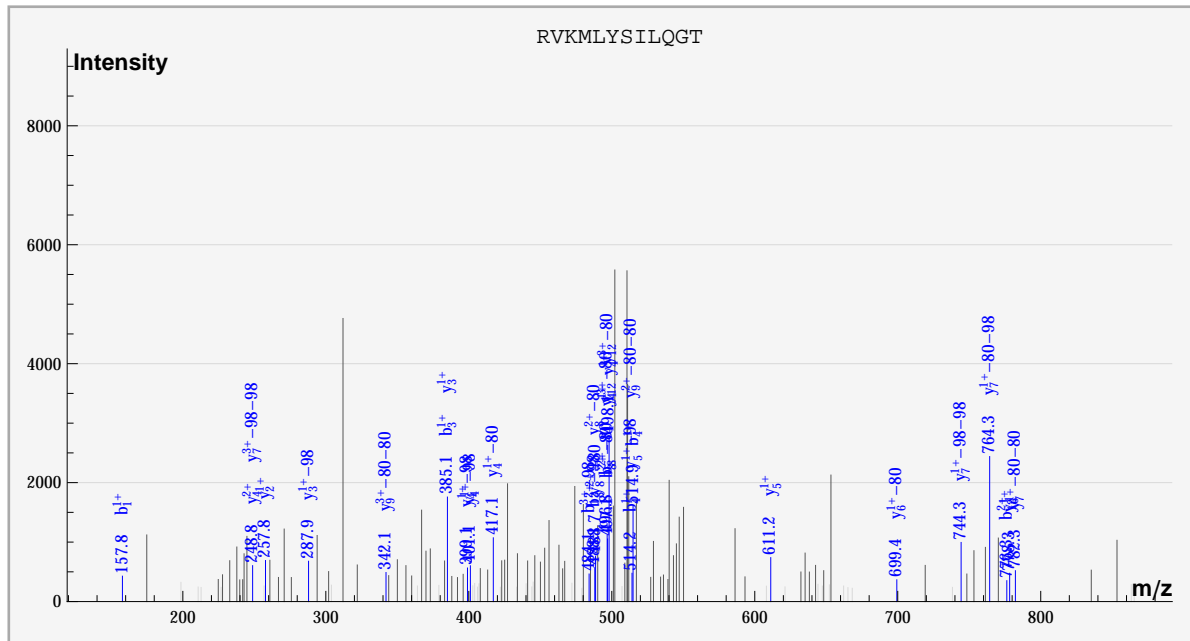


	#	b	b*	#	y	y*	P	P*
K	1							✓
T	2			7	✓	✓		
V	3	✓		6	✓	✓		
S	4		✓	5				
S	5	✓	✓	4	✓	✓		
L	6	✓		3	✓			
S	7			2				
R	8	✓	✓	1				



dbValid true RVKMLYSILQGT PHOS(2) 3. 522. 1.58175 5.24136 100. ? 1554.

S_Acido_new%gi|68567308|gb|AA80237.1| RVKMLYSILQGT%:::PHOS:::PHOS:%sample_3%compd_309

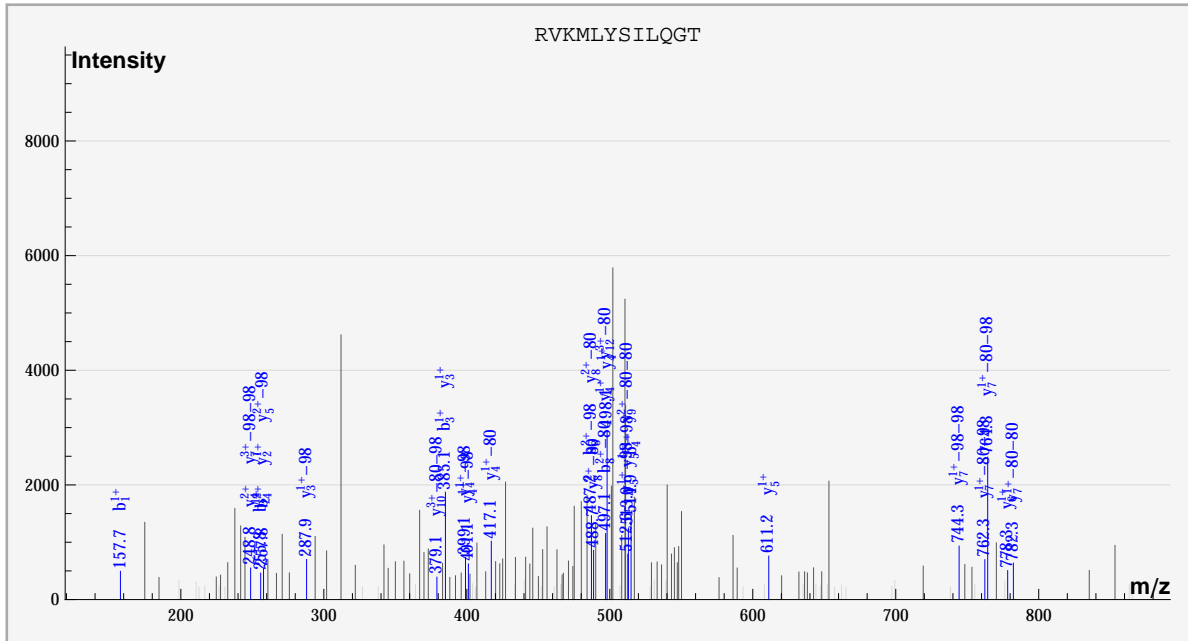


	#	b	b*	#	y	y*	P	P*
R	1	✓						✓
V	2			11				
K	3	✓		10				
M	4	✓		9		✓		
L	5			8		✓		
Y	6			7		✓		
S	7			6	✓	✓		
I	8	✓		5	✓	✓		
L	9			4	✓	✓		
Q	10			3	✓	✓		
G	11			2	✓			
T	12	✓	✓	1				

RVKMLYSILQGT

dbValid true RVKMLYSILQGT PHOS(2) 3. 522. 1.58175 5.50794 100. ? 1566.

S_Acido_new%gi|68567308|gb|AAY80237.1| RVKMLYSILQGT%:::PHOS:::PHOS:%sample_3%compd_319

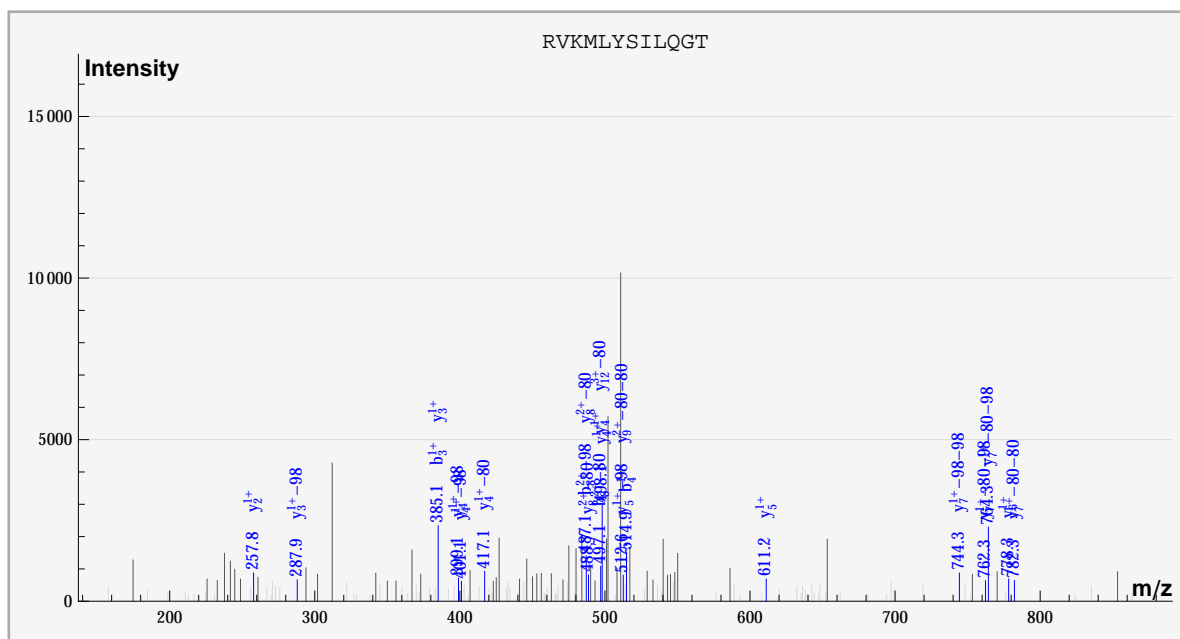


	#	b	b*	#	y	y*	P	P*
R	1	✓						✓
V	2	✓		11				
K	3	✓		10		✓		
M	4	✓		9		✓		
L	5			8		✓		
Y	6			7		✓		
S	7			6	✓			
I	8	✓		5	✓	✓		
L	9			4	✓	✓		
Q	10			3	✓	✓		
G	11			2	✓			
T	12			1				

R V K M L Y S I L Q G T

dbValid true RVKMLYSILQGT PHOS(2) 3. 522. 1.58175 5.40052 100. ? 1578.

S_Acido_new%gi|68567308|gb|AAY80237.1| RVKMLYSILQGT%::::::PHOS::::PHOS:%sample_3%compd_331

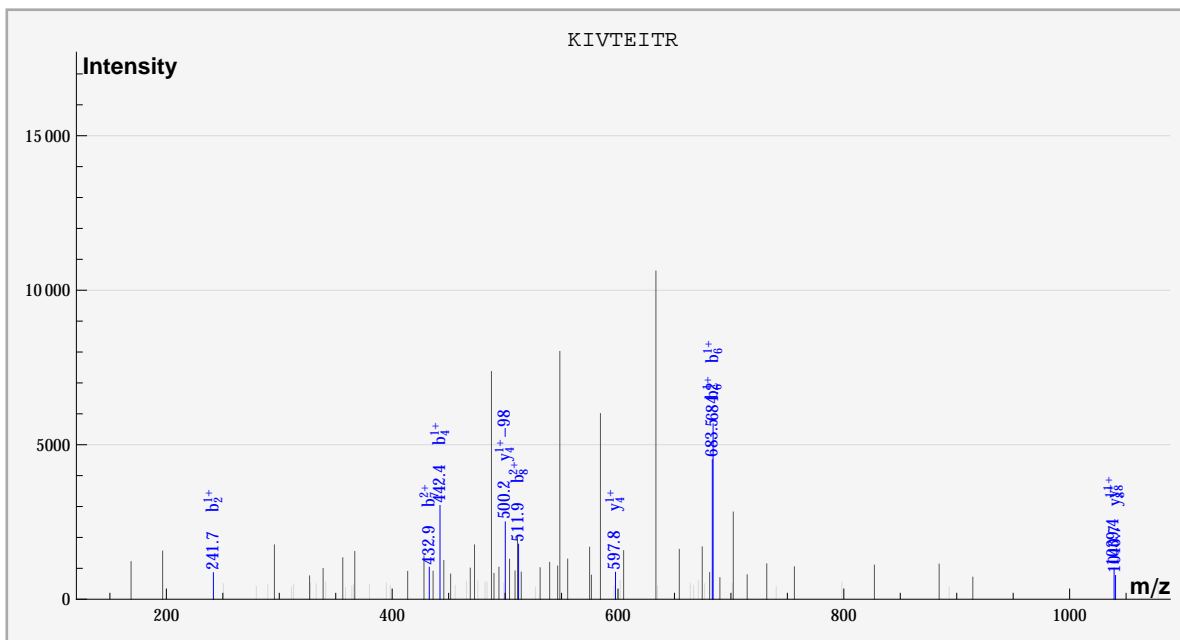


	#	b	b*	#	y	y*	P	P*
R	1							✓
V	2			11				
K	3	✓		10				
M	4	✓		9		✓		
L	5			8		✓		
Y	6			7		✓		
S	7			6	✓			
I	8	✓		5	✓	✓		
L	9			4	✓	✓		
Q	10			3	✓	✓		
G	11			2	✓			
T	12			1				

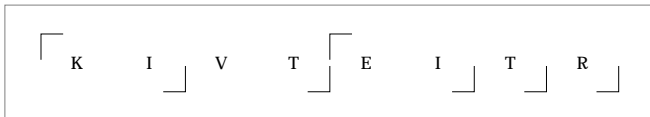
R V K M L Y S I L Q G T

dbValid true KIVTEITR PHOS(1) 2. 522. -1.71901 6.04322 100. ? 1596.

S_Acido_new%gi68568184|gb|AAY81113.1| KIVTEITR%::::::PHOS::%sample_3%compd_332

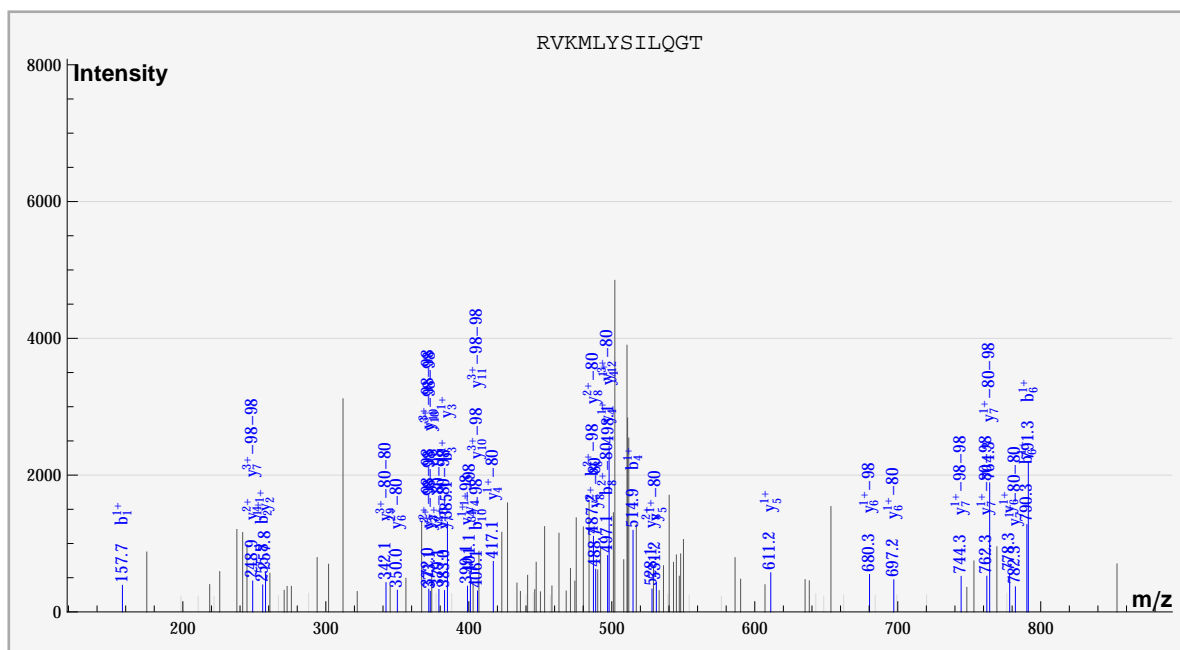


	#	b	b*	#	y	y*	P	P*
K	1							✓
I	2	✓		7				
V	3			6				
T	4	✓		5				
E	5			4	✓	✓		
I	6	✓		3				
T	7	✓		2				
R	8	✓		1				

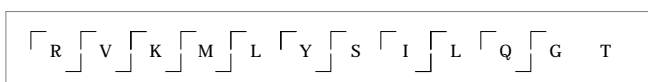


dbValid true RVKMLYSILQGT PHOS(2) 3. 522. 1.58175 5.51858 100. ? 1614.

S_Acido_new%gi|68567308|gb|AAV80237.1| RVKMLYSILQGT%::::::PHOS::::PHOS:%sample_3%compd_363

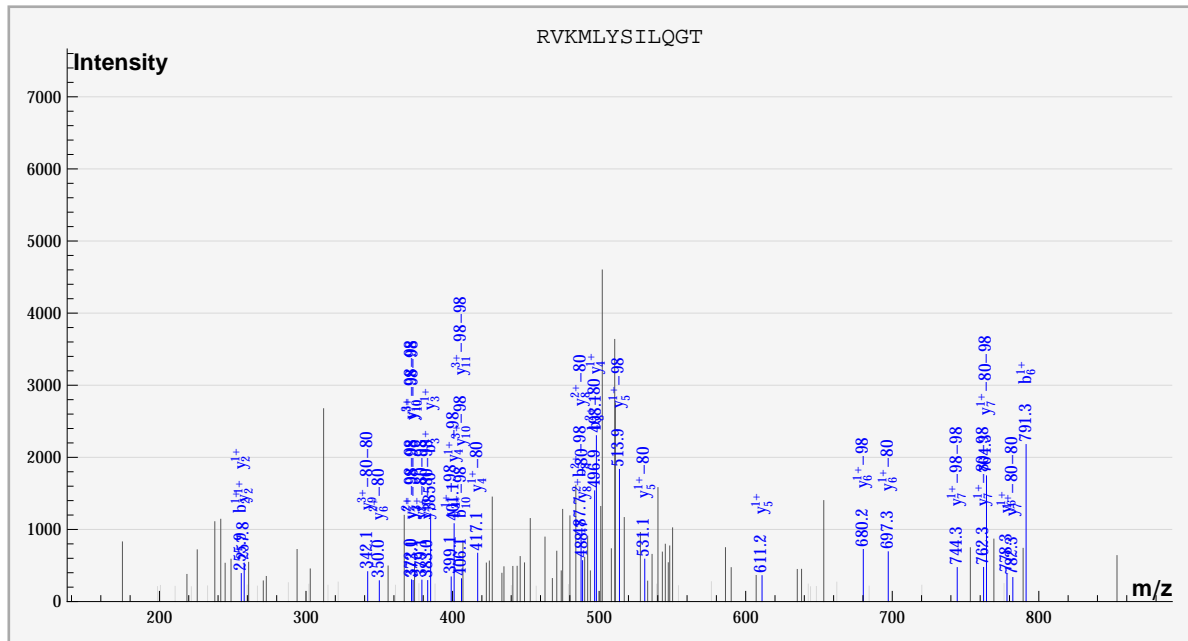


	#	b	b*	#	y	y*	P	P*
R	1	✓						✓
V	2	✓		11		✓		
K	3	✓		10		✓		
M	4	✓		9		✓		
L	5			8	✓	✓		
Y	6	✓		7		✓		
S	7			6	✓	✓		
I	8		✓	5	✓	✓		
L	9			4	✓	✓		
Q	10		✓	3	✓	✓		
G	11			2		✓		
T	12			1				



dbValid true RVKMLYSILQGT PHOS(2) 3. 522. 1.58175 5.09234 100. ? 1626.

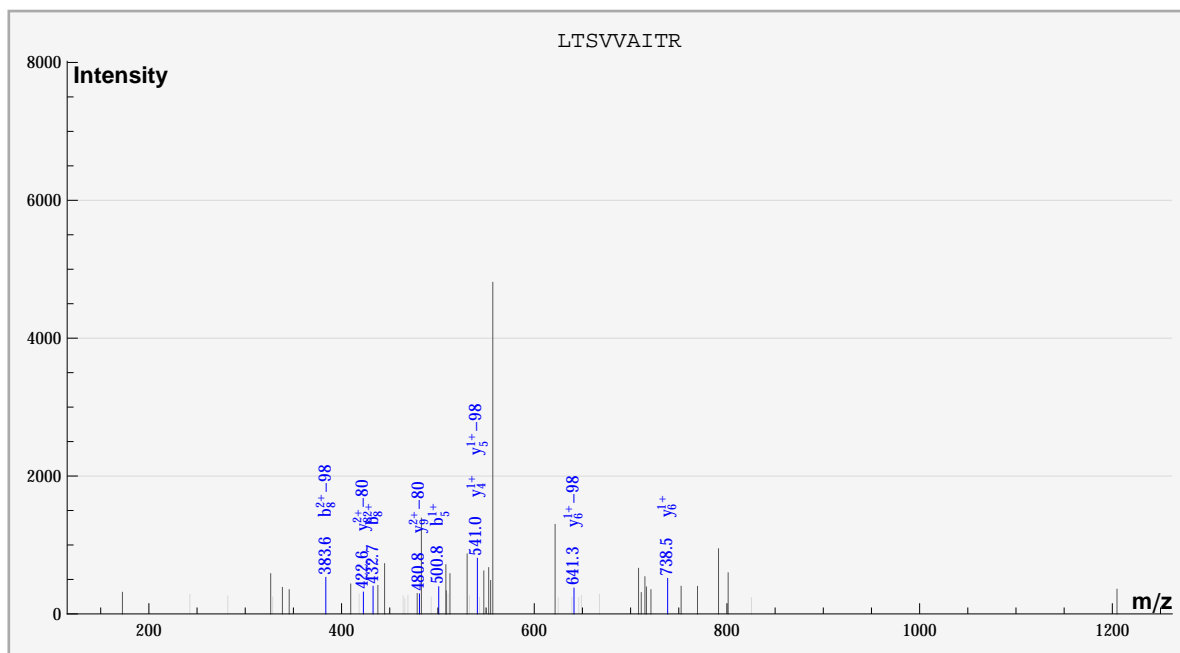
S_Acido_new%gil68567308|gb|AAy80237.1| RVKMLYSILQGT%:::PHOS:::PHOS:%sample_3%compd_374



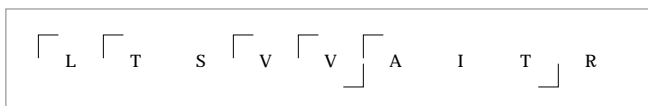
	#	b	b*	#	y	y*	P	P*
R	1							
V	2	✓		11	✓			
K	3	✓		10	✓			
M	4			9	✓			
L	5			8	✓			
Y	6	✓		7	✓			
S	7			6	✓	✓		
I	8	✓		5	✓	✓		
L	9			4	✓	✓		
Q	10	✓		3	✓			
G	11			2	✓			
T	12			1				

R V K M L Y S I L Q G T

dbValid true LTSVVAITR PHOS(1) 2. 522. -1.71901 5.97057 100. ? 1794.
 S_Acido_new%gi|68566521|gb|AAY79450.1| LTSVVAITR%:::PHOS::%sample_0%cmpd_502

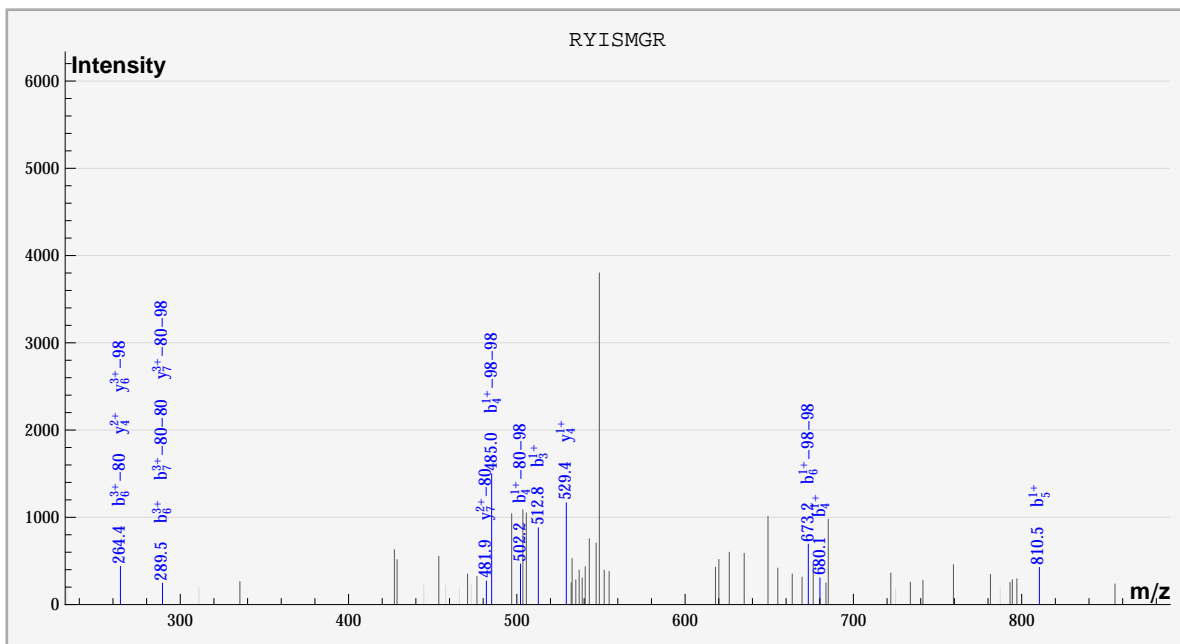


	#	b	b*	#	y	y*	P	P*
L	1							✓
T	2			8		✓		
S	3			7				
V	4			6	✓	✓		
V	5	✓		5		✓		
A	6			4	✓			
I	7			3				
T	8	✓	✓	2				
R	9			1				

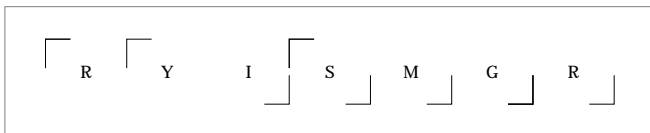


dbValid true RYISMGR PHOS(2) 2. 522. -0.299338 5.039 100. ? 2034.

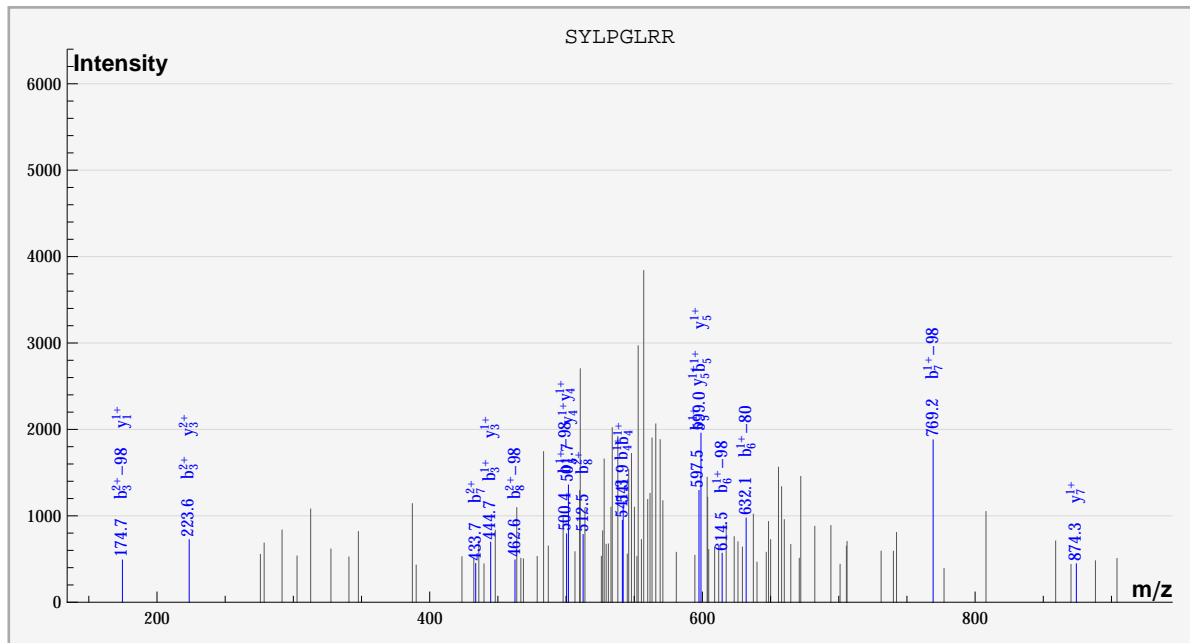
S_Acido_new%gii68567715|gb|AAY80644.1| RYISMGR%::PHOS::PHOS:::%sample_0%cmpd_711



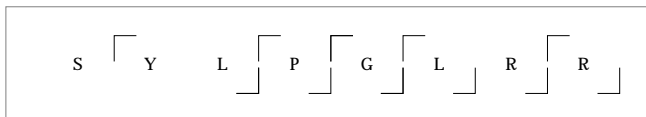
	#	b	b*	#	y	y*	P	P*
R	1							✓
Y	2			6		✓		
I	3	✓		5				
S	4	✓	✓	4	✓			
M	5	✓		3				
G	6	✓	✓	2				
R	7		✓	1				



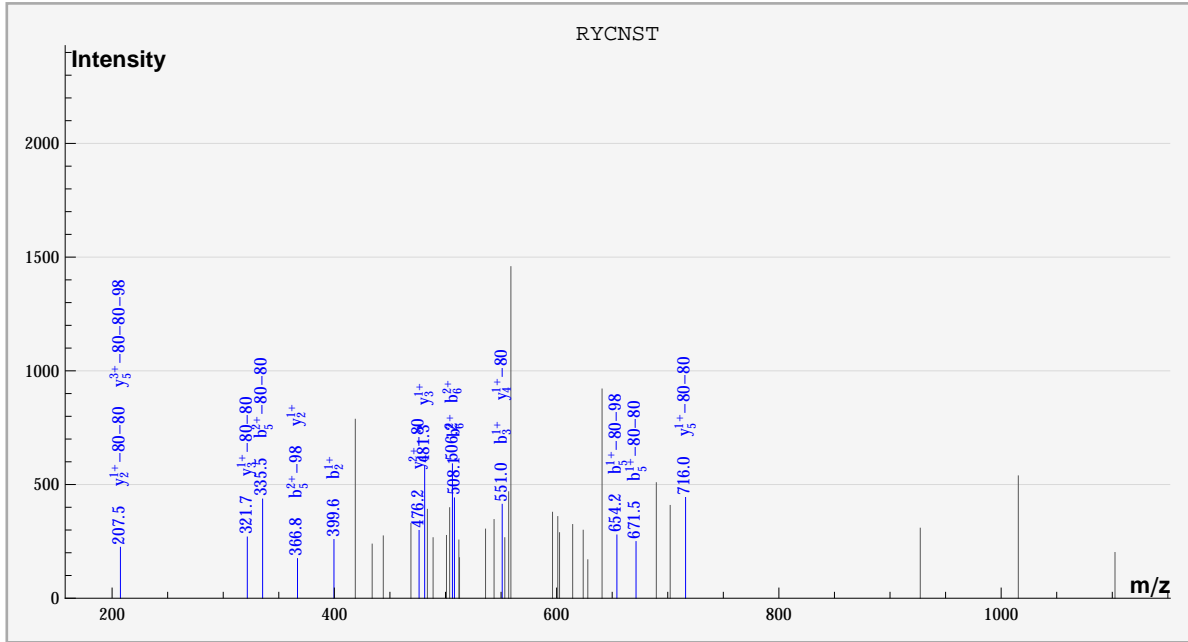
dbValid true SYLPGLRR PHOS(1) 2. 522. -0.734323 4.91717 100. ? 2352.
 S_Acido_new%gi|68566861|gb|AAY79790.1| SYLPGLRR%:PHOS:.....:sample_3%cmpd_1028



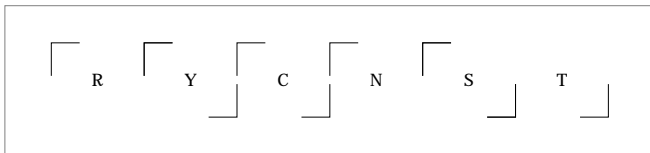
	#	b	b*	#	y	y*	P	P*
S	1							
Y	2			7	✓			
L	3	✓	✓	6				
P	4	✓		5	✓			
G	5	✓	✓	4	✓			
L	6		✓	3	✓			
R	7	✓	✓	2				
R	8	✓	✓	1	✓			



dbValid true RYCNST Cys_CAM(1),PHOS(3) 2. 522. -1.37912 4.89472 100. ? 4206.
 S_Acido_new%gil68567739|gb|AAy80668.1| RYCNST%::PHOS:Cys_CAM::PHOS:PHOS:%sample_3%compd_2729

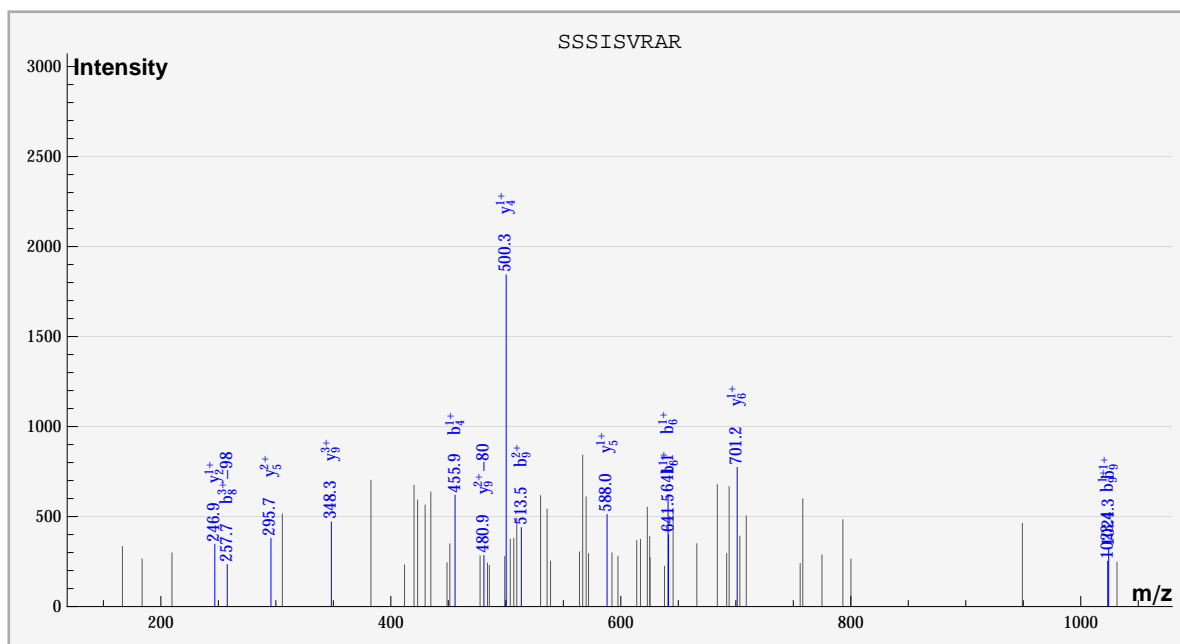


	#	b	b*	#	y	y*	P	P*
R	1							✓
Y	2	✓		5		✓		
C	3	✓		4		✓		
N	4			3	✓	✓		
S	5		✓	2	✓	✓		
T	6	✓		1				

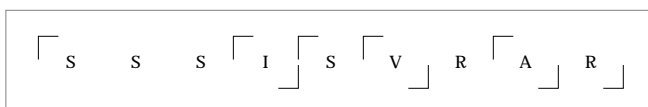


dbValid true SSSISVRAR PHOS(1) 2. 523. -1.24432 5.22536 100. ? 1572.

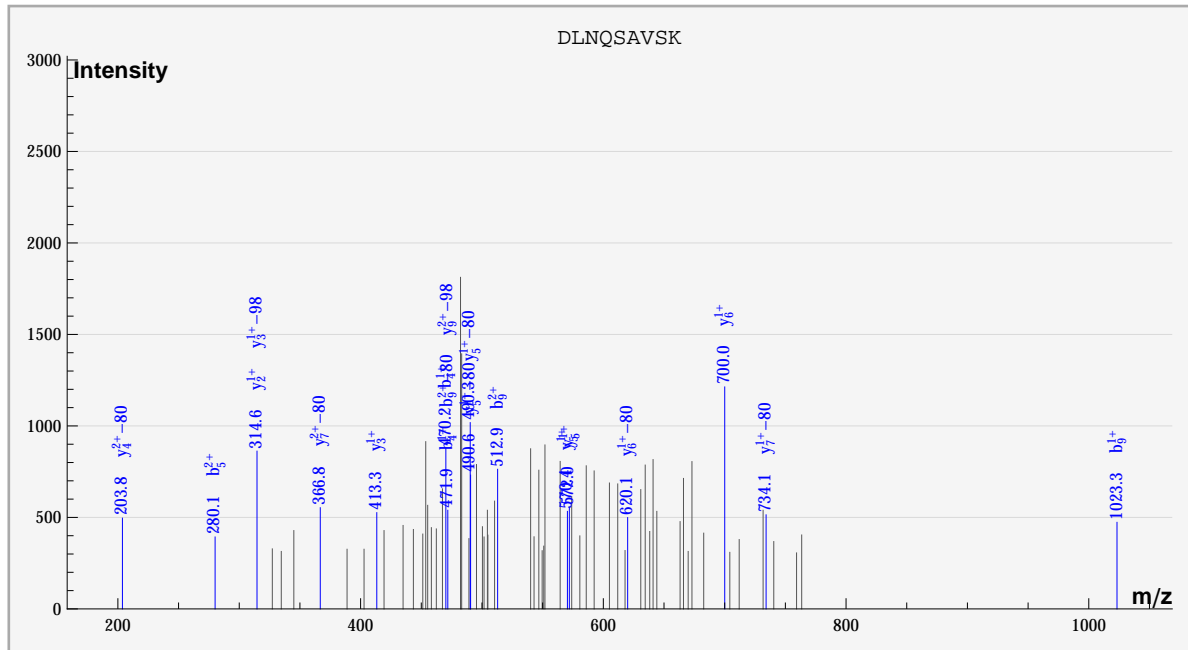
S_Acido_new%gi|68568115|gb|AAY81044.1| SSSISVRAR%:PHOS:.....%sample_3%cmpd_310



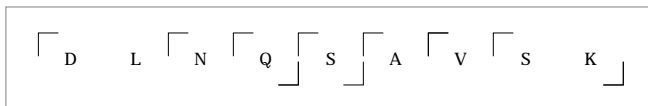
	#	b	b*	#	y	y*	P	P*
S	1						✓	✓
S	2			8				
S	3			7				
I	4	✓		6	✓			
S	5			5	✓			
V	6	✓		4	✓			
R	7			3				
A	8		✓	2	✓			
R	9	✓		1				



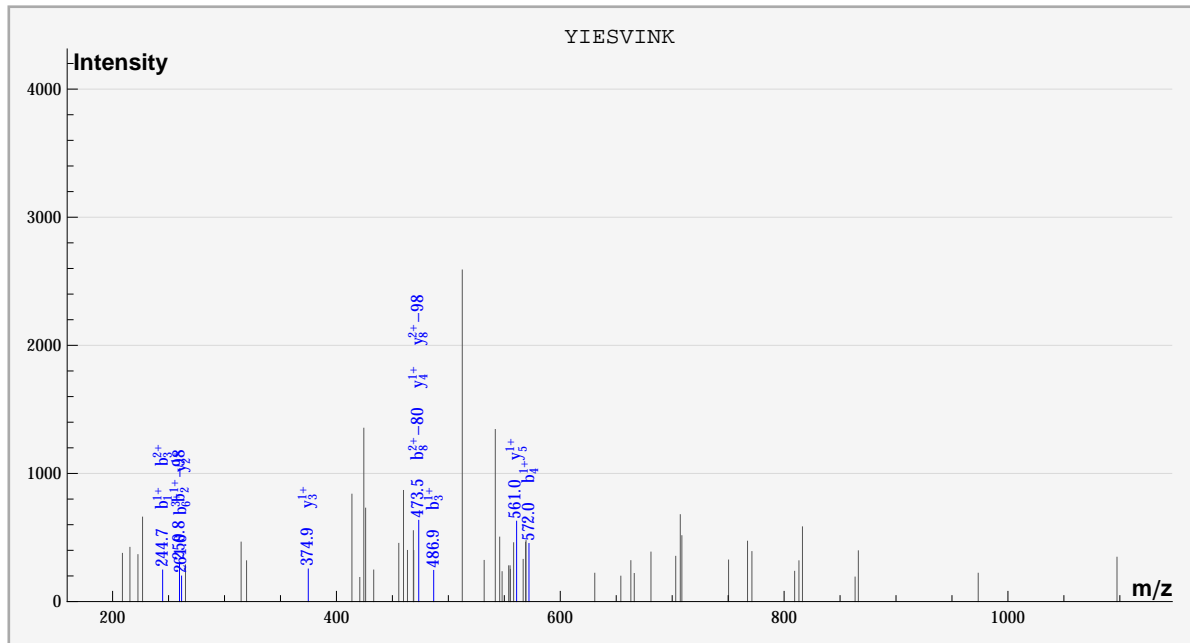
dbValid true DLNQSAVSK PHOS(1) 2. 523. -1.76576 4.95754 100. ? 1644.
 S_Acido_new%gi|68567677|gb|AAY80606.1| DLNQSAVSK%.....PHOS::%sample_3%compd_377



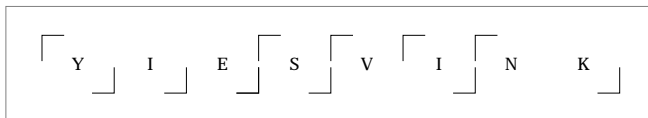
	#	b	b*	#	y	y*	P	P*
D	1							✓
L	2			8				
N	3			7		✓		
Q	4	✓		6	✓	✓		
S	5	✓		5	✓	✓		
A	6			4		✓		
V	7			3	✓	✓		
S	8			2	✓			
K	9	✓	✓	1				



dbValid true YIESVINK PHOS(1) 2. 523. 0.251902 5.10112 100. ? 1848.
 S_Acido_new%gi|68568382|gb|AAY81311.1| YIESVINK%:PHOS:.....:sample_3%compd_565

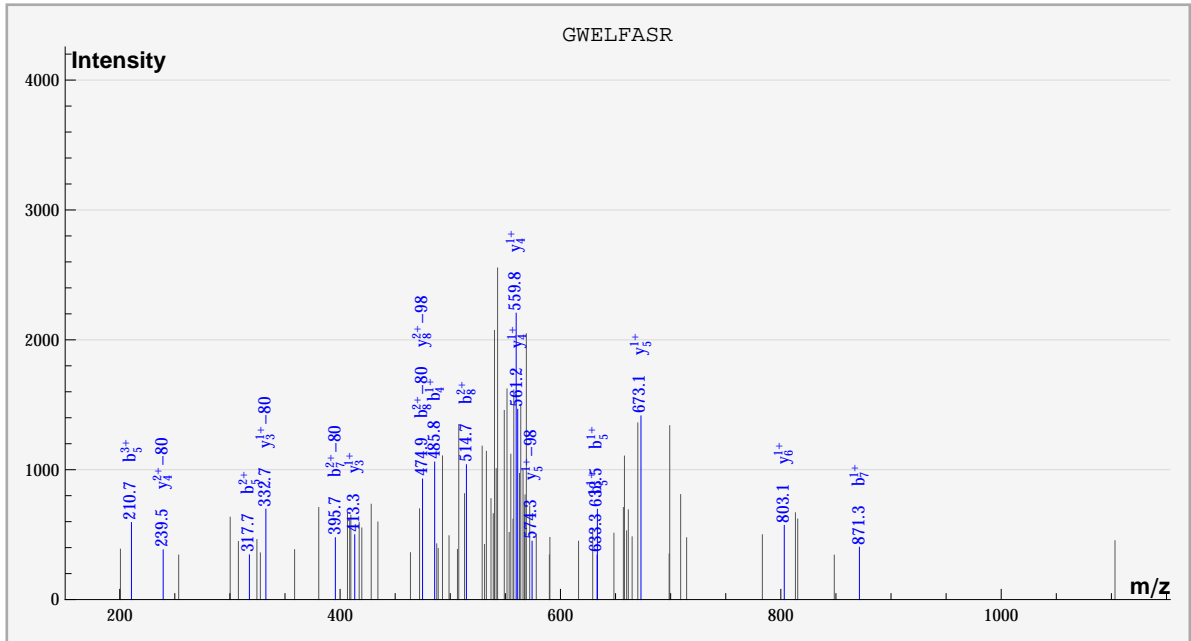


	#	b	b*	#	y	y*	P	P*
Y	1	✓						✓
I	2		✓	7				
E	3	✓		6				
S	4	✓		5	✓			
V	5			4	✓			
I	6	✓		3	✓			
N	7			2	✓			
K	8		✓	1				

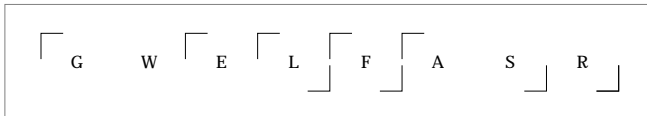


dbValid true GWELFASR PHOS(1) 2. 523. 0.228757 5.49982 100. ? 2400.

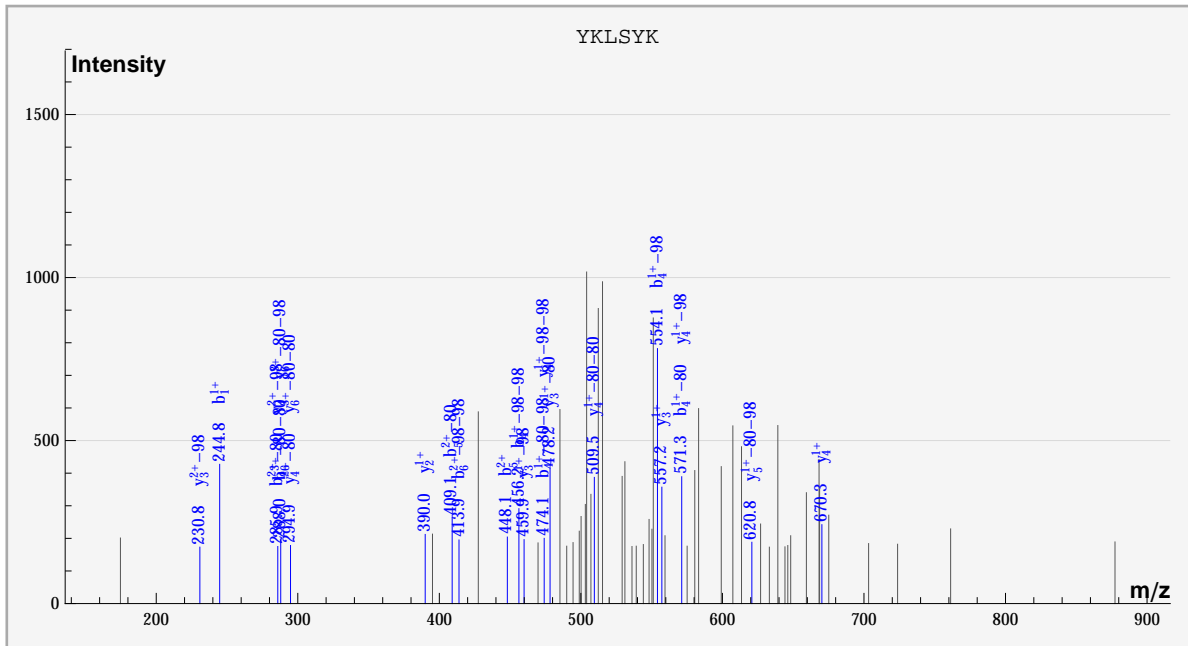
S_Acido_new%gi|68568364|gb|AAY81293.1| GWELFASR%:::::::PHOS::%sample_3%cmpd_1073



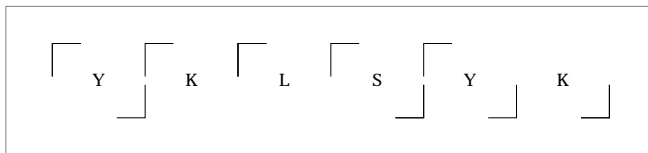
	#	b	b*	#	y	y*	P	P*
G	1							✓
W	2			7				
E	3			6	✓			
L	4	✓		5	✓	✓		
F	5	✓		4	✓	✓		
A	6			3	✓	✓		
S	7	✓	✓	2				
R	8	✓	✓	1				



dbValid true YKLSYK PHOS(3) 2. 523. -1.82165 5.11057 100. ? 2844.
 S_Acido_new%gi|68567349|gb|AAy80278.1| YKLSYK%:PHOS::PHOS:PHOS::%sample_3%compd_1448

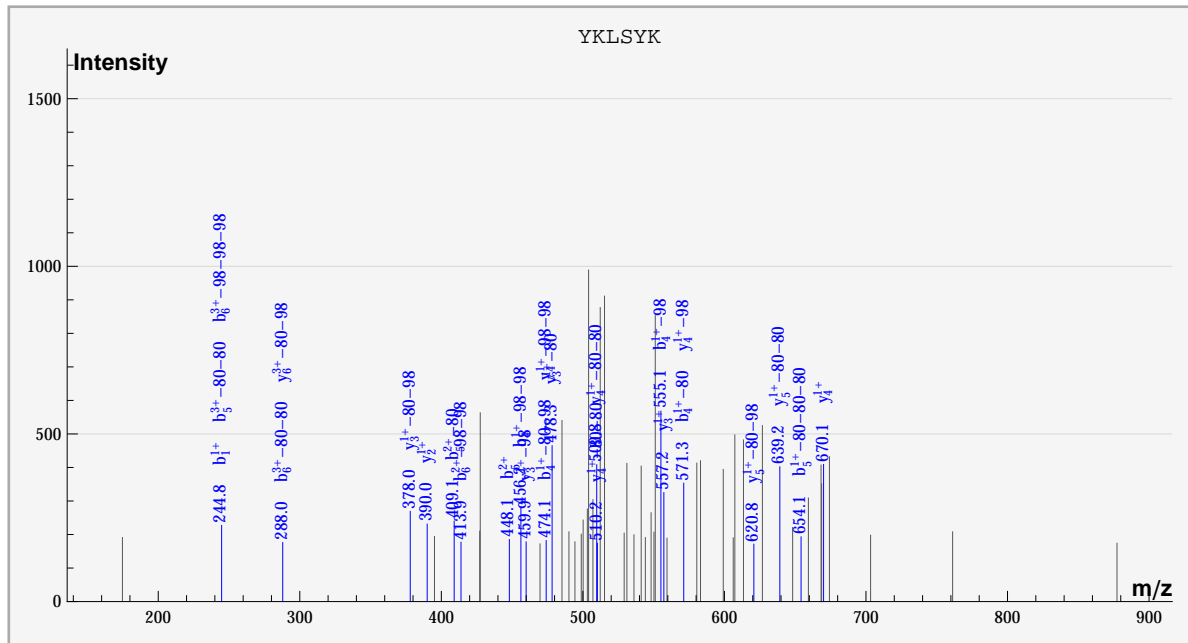


	#	b	b*	#	y	y*	P	P*
Y	1	✓						✓
K	2			5		✓		
L	3			4	✓	✓		
S	4	✓	✓	3	✓	✓		
Y	5	✓	✓	2	✓			
K	6	✓		1				

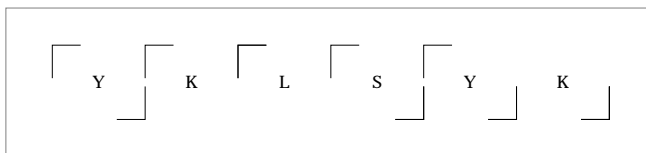


dbValid true YKLSYK PHOS(3) 2. 523. -1.82165 4.92498 100. ? 2856.

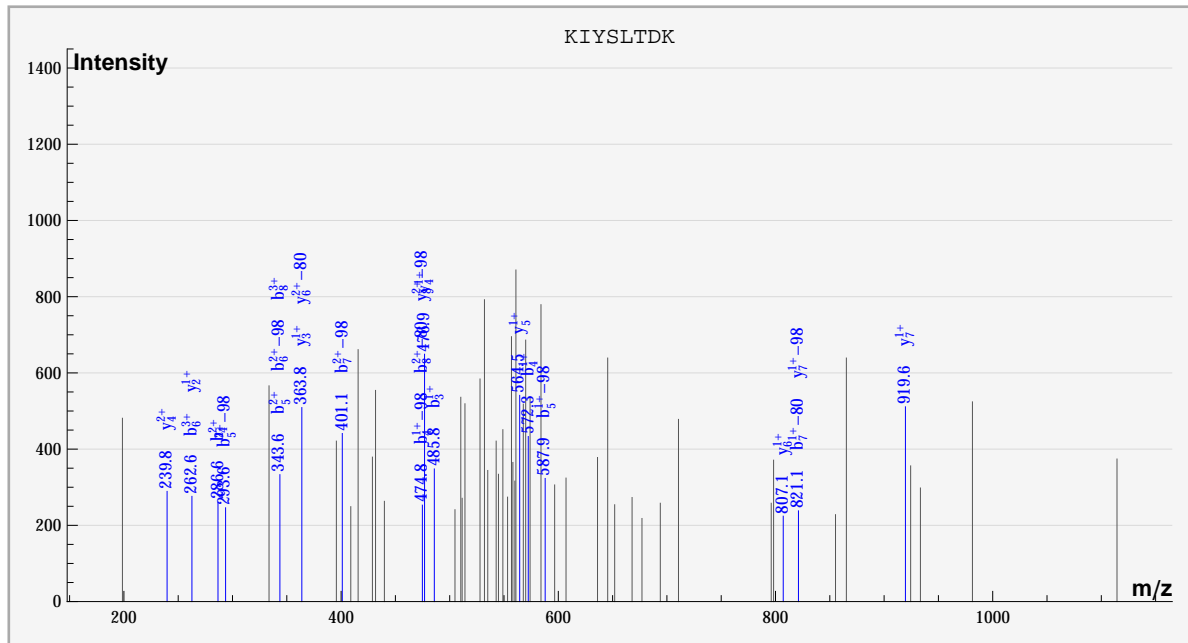
S_Acido_new%gi|68567349|gb|AAY80278.1| YKLSYK%:PHOS::PHOS::%sample_3%compd_1458



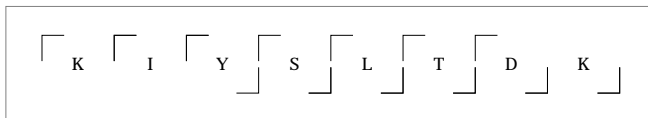
	#	b	b*	#	y	y*	P	P*
Y	1	✓						✓
K	2			5		✓		
L	3			4	✓	✓		
S	4	✓	✓	3	✓	✓		
Y	5	✓	✓	2	✓			
K	6	✓		1				



dbValid true KIIYSLTDK PHOS(1) 2. 523. 1.25973 5.02136 100. ? 3006.
 S_Acido_new%gi|68568704|gb|AA81633.1| KIIYSLTDK%:::PHOS%:::%sample_3%compd_1627

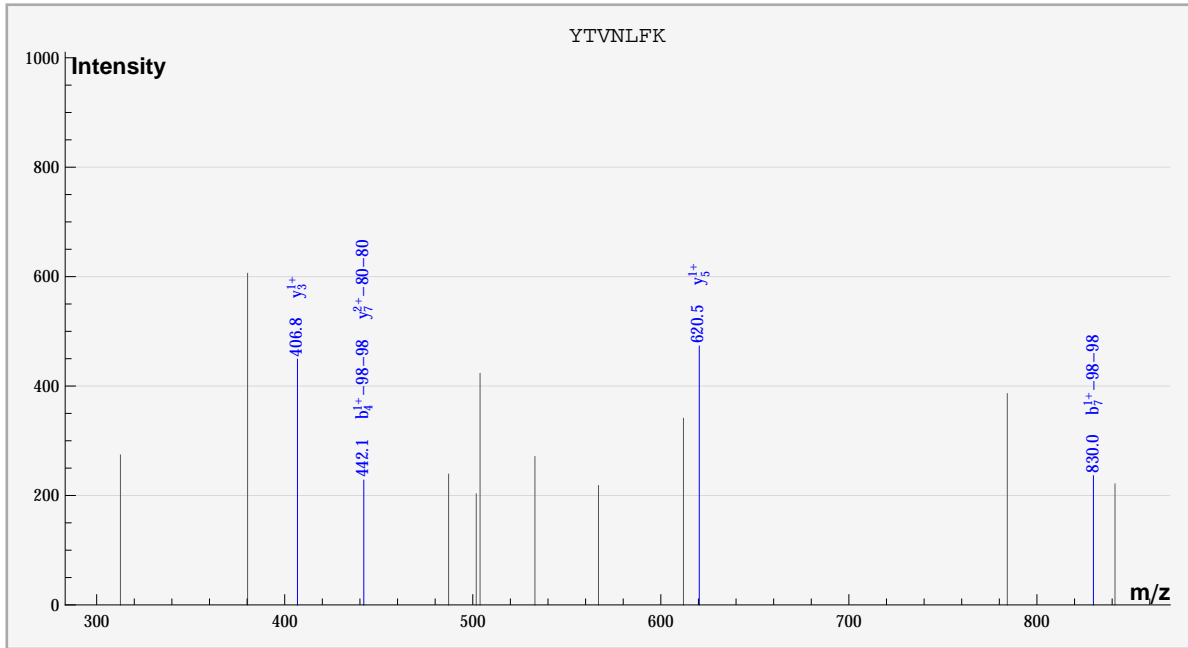


	#	b	b*	#	y	y*	P	P*
K	1							✓
I	2			7	✓	✓		
Y	3	✓		6	✓	✓		
S	4	✓	✓	5	✓			
L	5	✓	✓	4	✓			
T	6	✓	✓	3	✓			
D	7		✓	2	✓			
K	8	✓	✓	1				

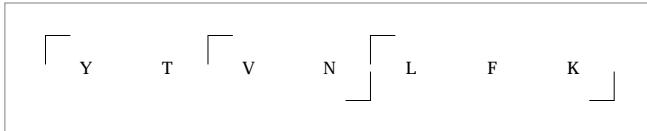


dbValid true YTVNLFK PHOS(2) 2. 523. -0.286243 4.96753 100. ? 5022.

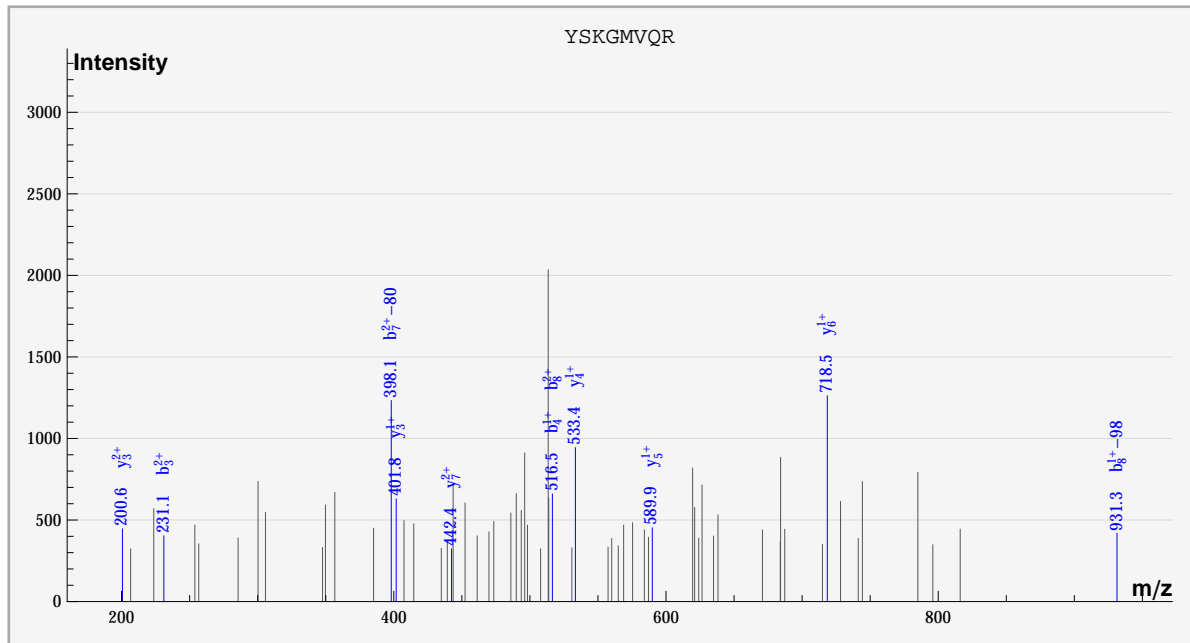
S_Acido_new%gi|68567930|gb|AAV80859.1| YTVNLFK%:PHOS:PHOS:::sample_3%compd_3475



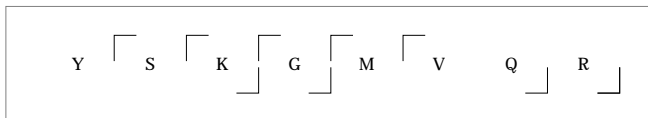
	#	b	b*	#	y	y*	P	P*
Y	1							✓
T	2			6				
V	3			5	✓			
N	4	✓		4				
L	5			3	✓			
F	6			2				
K	7	✓		1				



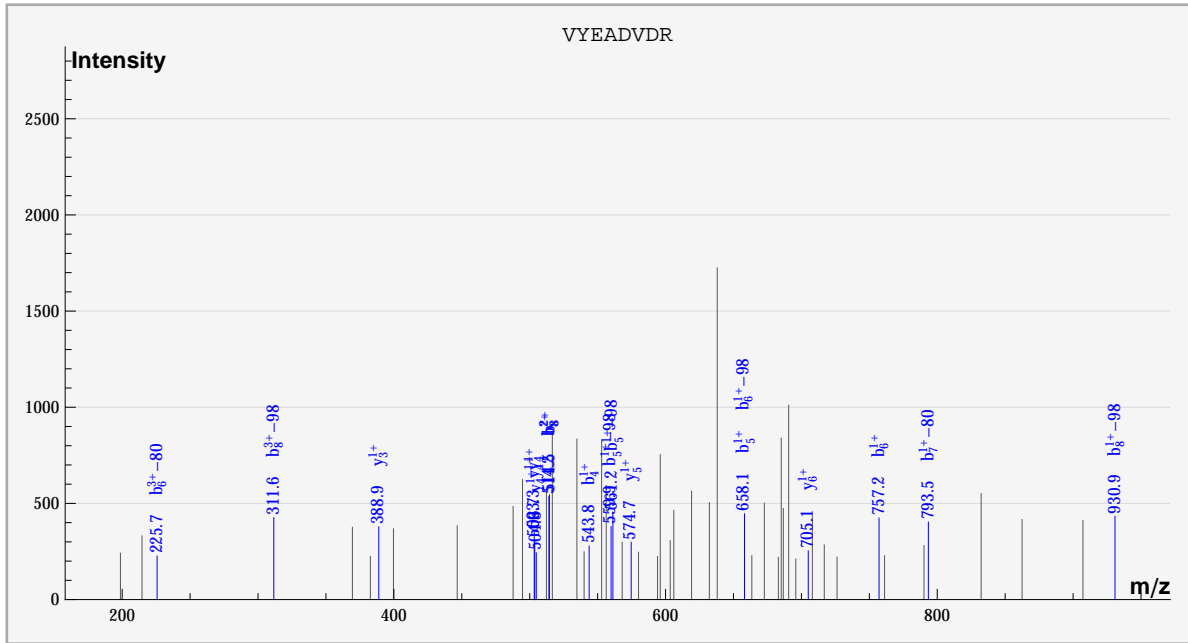
dbValid true YSKGMVQR PHOS(1) 2. 524. 0.735902 5.39194 100. ? 1644.
 S_Acido_new%gi|68568662|gb|AAY81591.1| YSKGMVQR%::PHOS:::sample_3%compd_378



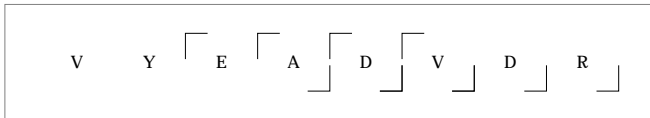
	#	b	b*	#	y	y*	P	P*
Y	1							
S	2			7	✓			
K	3	✓		6	✓			
G	4	✓		5	✓			
M	5			4	✓			
V	6			3	✓			
Q	7		✓	2				
R	8	✓	✓	1				



dbValid true VYEADVDR PHOS(1) 2. 524. -0.286863 4.93102 100. ? 1950.
 S_Acido_new%gi|68566860|gb|AAY79789.1| VYEADVDR%::PHOS:::sample_0%cmpd_641

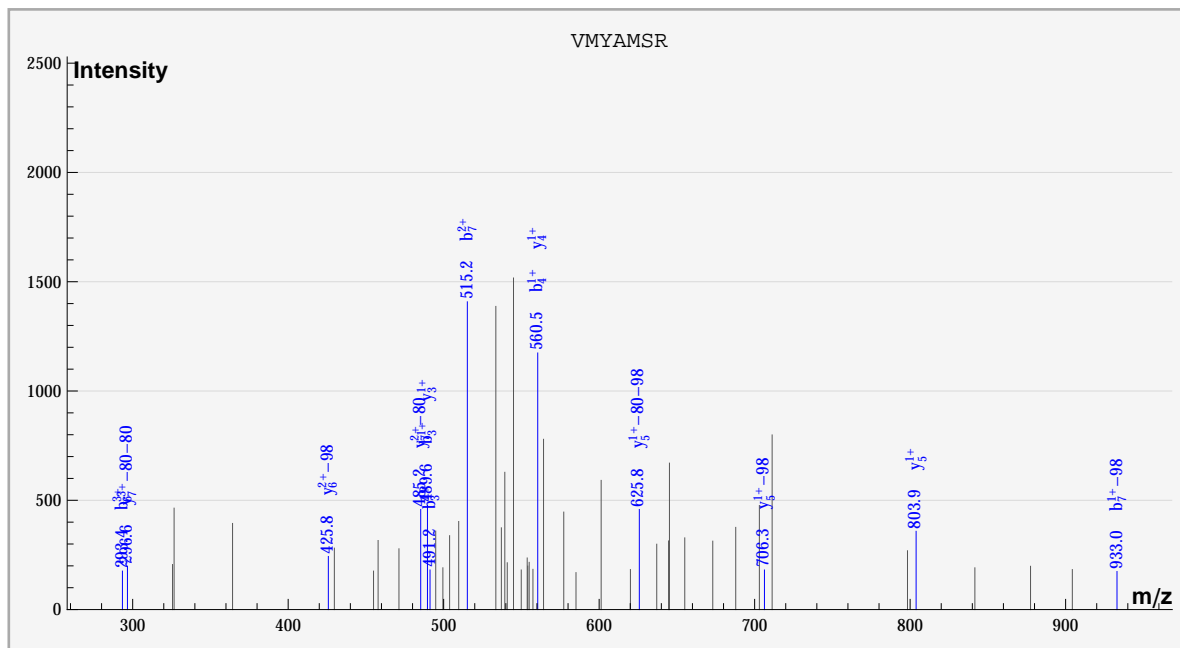


	#	b	b*	#	y	y*	P	P*
V	1							
Y	2			7				
E	3			6		✓		
A	4	✓		5		✓		
D	5	✓	✓	4		✓		
V	6	✓	✓	3		✓		
D	7		✓	2				
R	8	✓	✓	1				

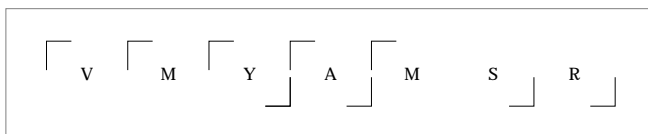


dbValid true VMYAMSR Oxidation_M(2),PHOS(2) 2. 524. 1.16525 5.25156 100. ? 2082.

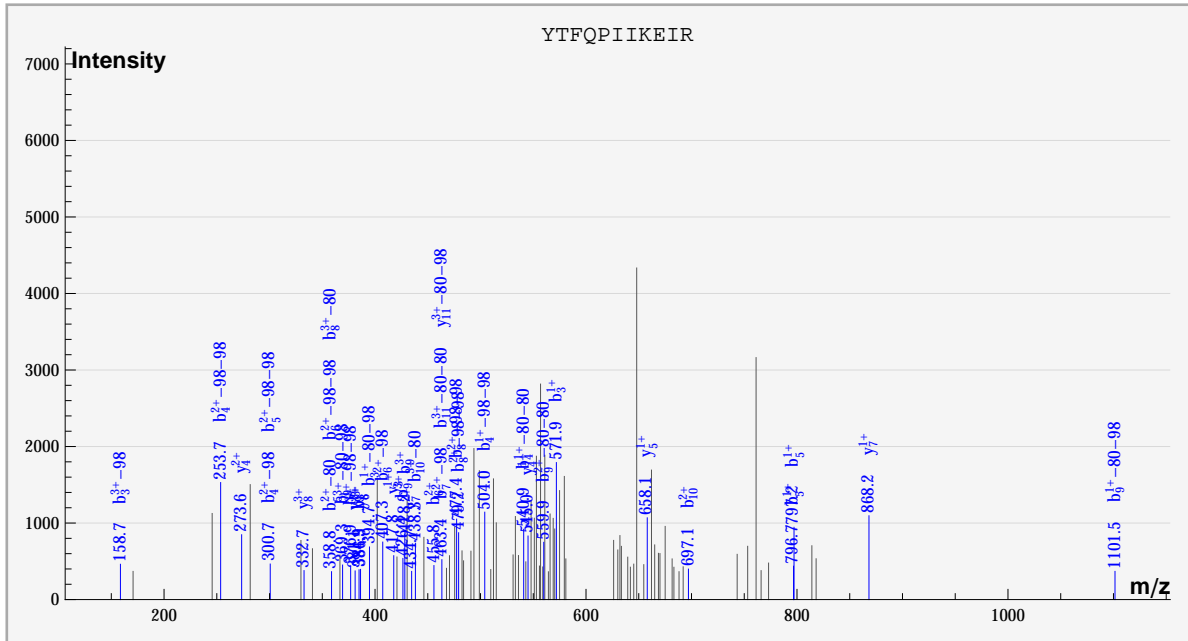
S_Acido_new%gil68568538|gb|AAY81467.1| VMYAMSR%::Oxidation_M:PHOS::Oxidation_M:PHOS::%sample_0%cmpd_755



	#	b	b*	#	y	y*	P	P*
V	1							✓
M	2			6		✓		
Y	3	✓		5	✓	✓		
A	4	✓		4	✓			
M	5			3	✓			
S	6	✓		2				
R	7	✓	✓	1				



dbValid true YTFQPIIKEIR PHOS(2) 3. 524. -0.751129 4.91907 100. ? 2808.
 S_Acido_new%gil68568642|gb|AAY81571.1| YTFQPIIKEIR%:PHOS:PHOS:.....%sample_3%compd_1452

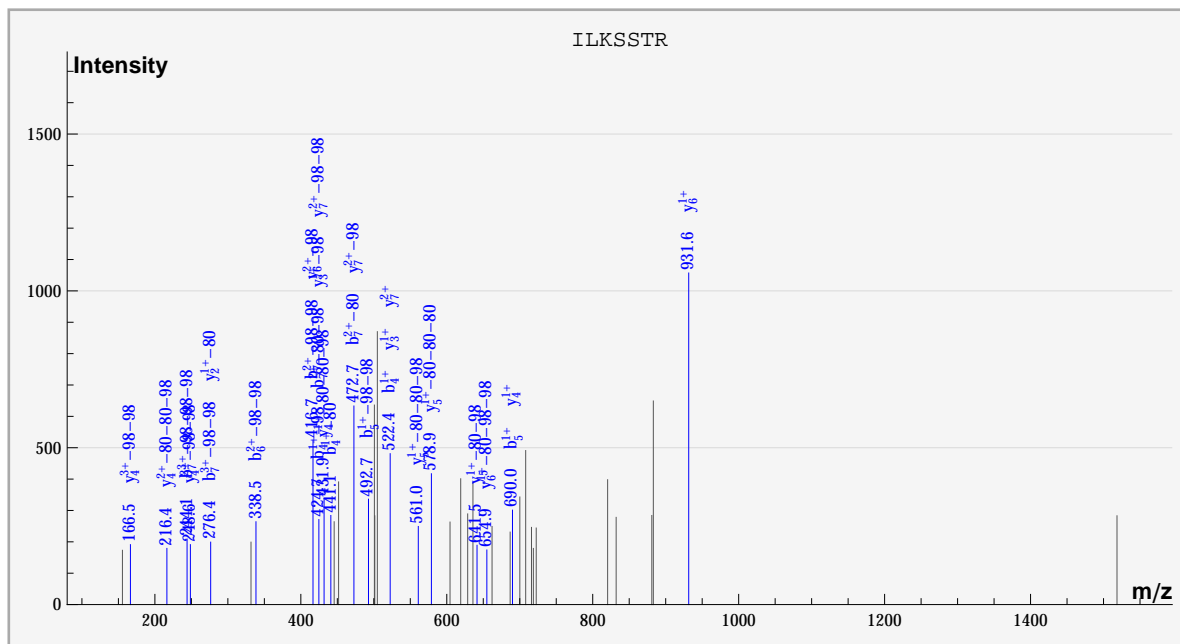


	#	b	b*	#	y	y*	P	P*
Y	1							✓
T	2			10				
F	3	✓	✓	9	✓			
Q	4	✓	✓	8	✓			
P	5	✓	✓	7	✓			
I	6	✓	✓	6	✓			
I	7	✓	✓	5	✓			
K	8	✓	✓	4	✓			
E	9	✓	✓	3	✓			
I	10	✓	✓	2				
R	11	✓		1				

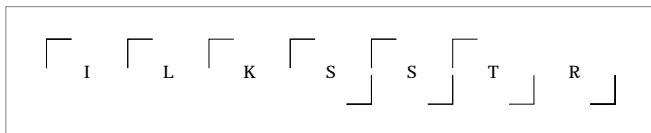
Y T F Q P I I K E I R

dbValid true ILKSSTR PHOS(3) 2. 524. -1.30002 5.40961 100. ? 4578.

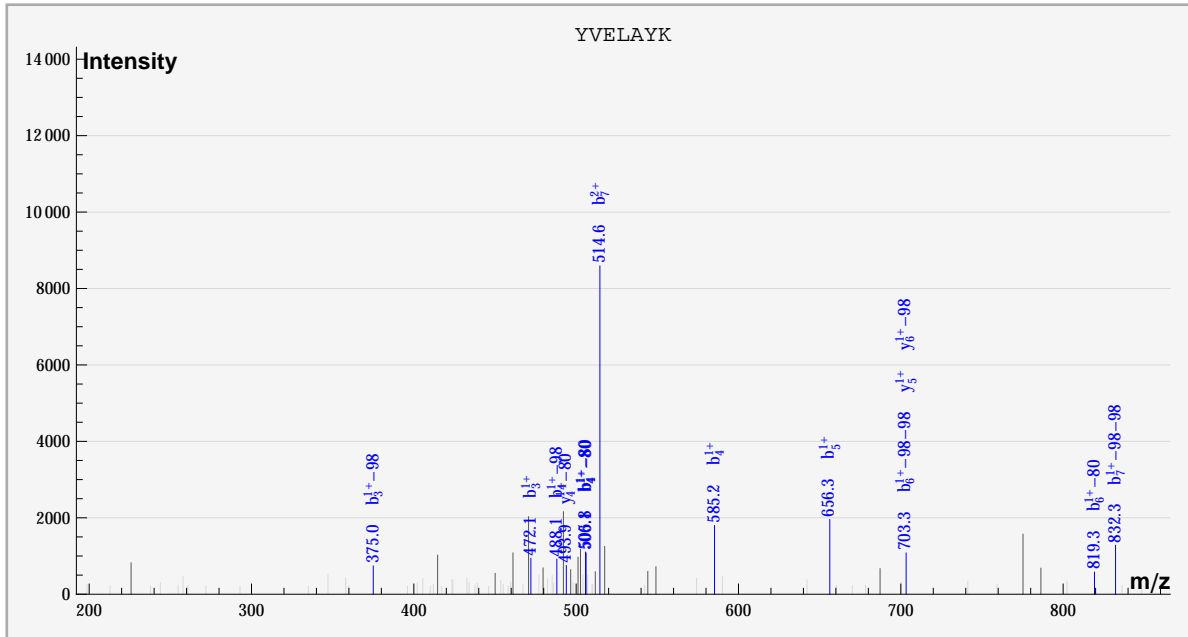
S_Acido_new%gi|68567882|gb|AAy80811.1| ILKSSTR%:::PHOS:PHOS:PHOS::%sample_3%compd_3073



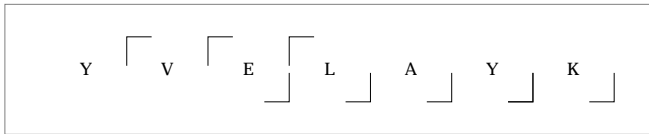
	#	b	b*	#	y	y*	P	P*
I	1						✓	✓
L	2			6	✓	✓		
K	3			5		✓		
S	4	✓	✓	4	✓	✓		
S	5	✓	✓	3	✓	✓		
T	6		✓	2		✓		
R	7		✓	1				



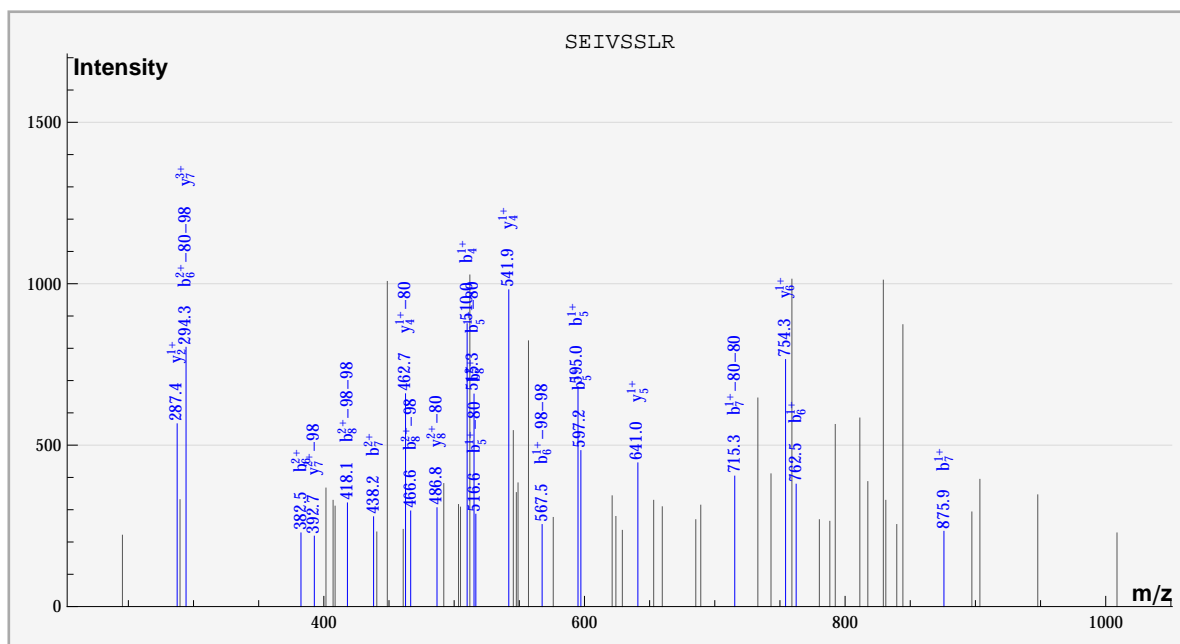
dbValid true YVELAYK PHOS(2) 2. 525. -1.79424 5.50015 100. ? 1272.
 S_Acido_new%gi|68566786|gb|AA79715.1| YVELAYK%:PHOS:::PHOS::%sample_3%cmpd_52



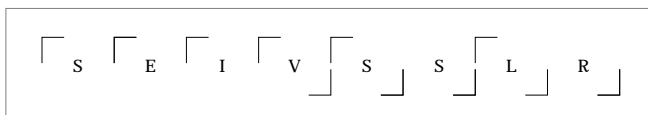
	#	b	b*	#	y	y*	P	P*
Y	1							
V	2			6		✓		
E	3	✓	✓	5	✓			
L	4	✓	✓	4		✓		
A	5	✓		3				
Y	6		✓	2				
K	7	✓	✓	1				



dbValid true SEIVSSLR PHOS(2) 2. 525. 0.717027 4.99196 100. ? 1854.
 S_Acido_new%gi68568085|gb|AAy81014.1| SEIVSSLR%:PHOS:::PHOS:::%sample_0%cmpd_558

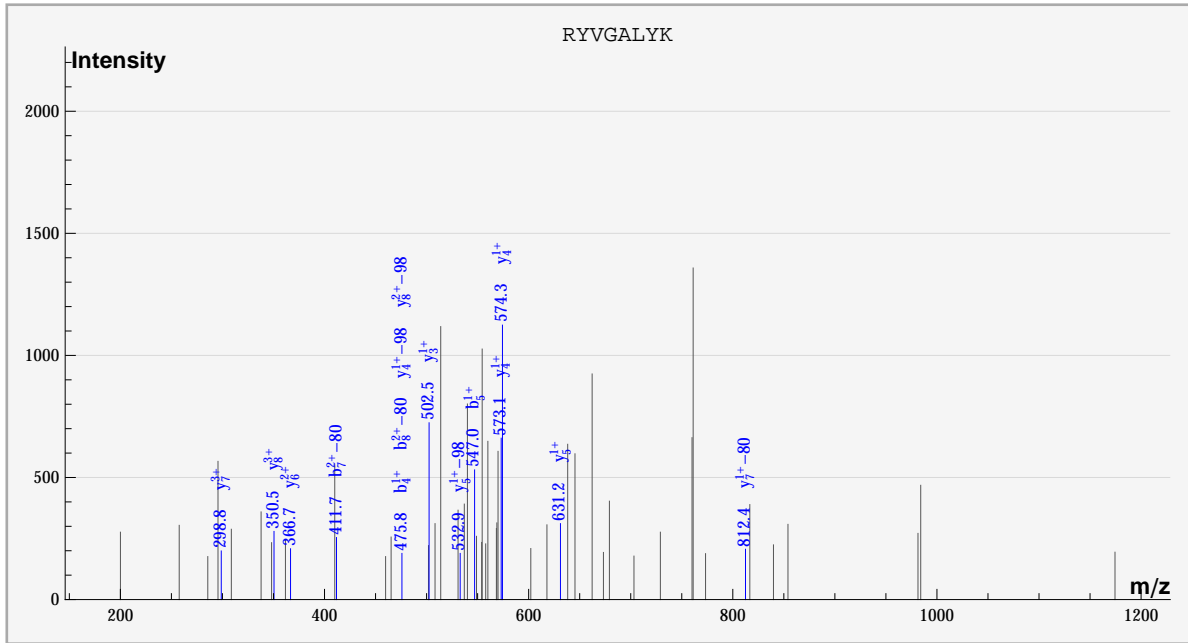


	#	b	b*	#	y	y*	P	P*
S	1							✓
E	2			7	✓	✓		
I	3			6	✓			
V	4	✓		5	✓			
S	5	✓	✓	4	✓	✓		
S	6	✓	✓	3				
L	7	✓	✓	2	✓			
R	8	✓	✓	1				

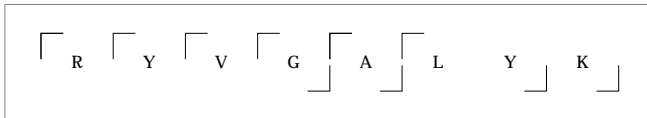


dbValid true RYVGALYK PHOS(1) 2. 525. 0.262602 4.90153 100. ? 2028.

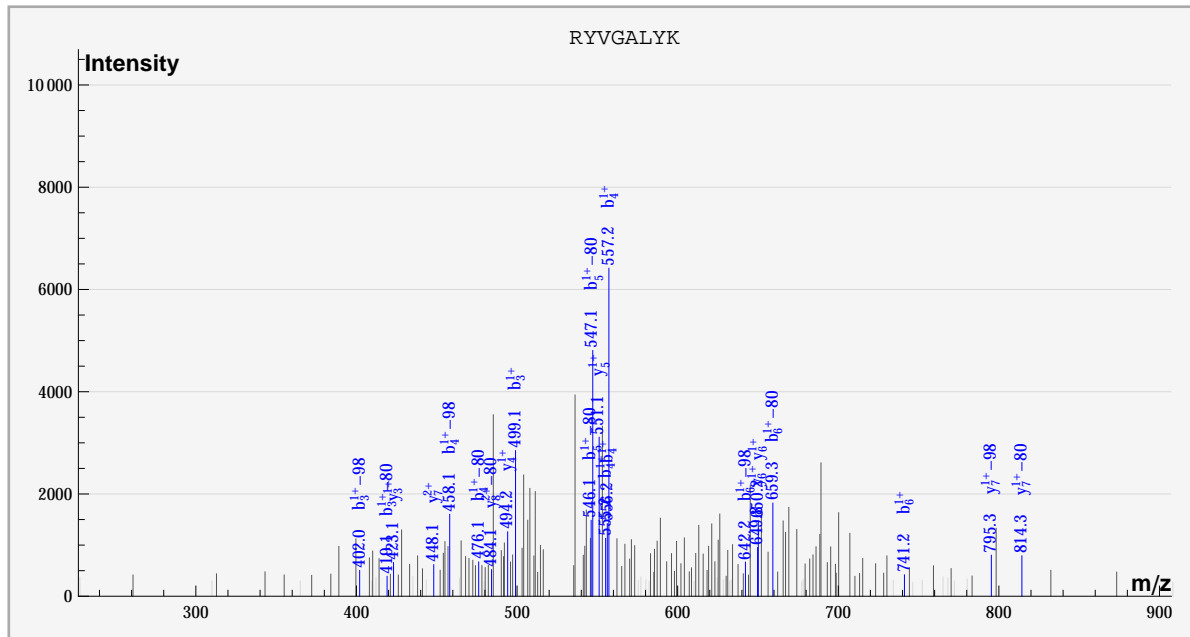
S_Acido_new%gi|68566647|gb|AAY79576.1| RYVGALYK%:::::::PHOS::%sample_3%cmpd_732



	#	b	b*	#	y	y*	P	P*
R	1						✓	✓
Y	2			7	✓	✓		
V	3			6	✓			
G	4	✓		5	✓	✓		
A	5	✓		4	✓	✓		
L	6			3	✓			
Y	7		✓	2				
K	8		✓	1				



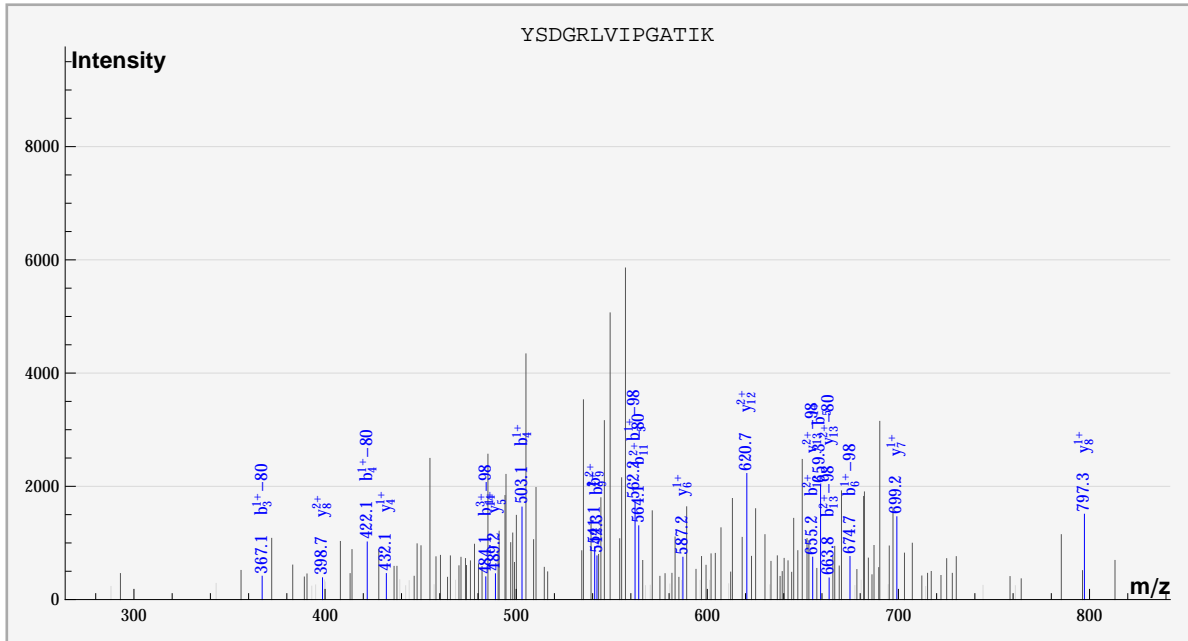
dbValid true RYVGALYK PHOS(1) 2. 525. 0.262602 5.49208 100. ? 2220.
 S_Acido_new%gi|68566647|gb|AAY79576.1| RYVGALYK%::PHOS::::::%sample_2%cmpd_839



	#	b	b*	#	y	y*	P	P*
R	1							✓
Y	2			7	✓	✓		
V	3	✓	✓	6	✓			
G	4	✓	✓	5	✓			
A	5		✓	4	✓			
L	6	✓	✓	3	✓			
Y	7			2				
K	8			1				



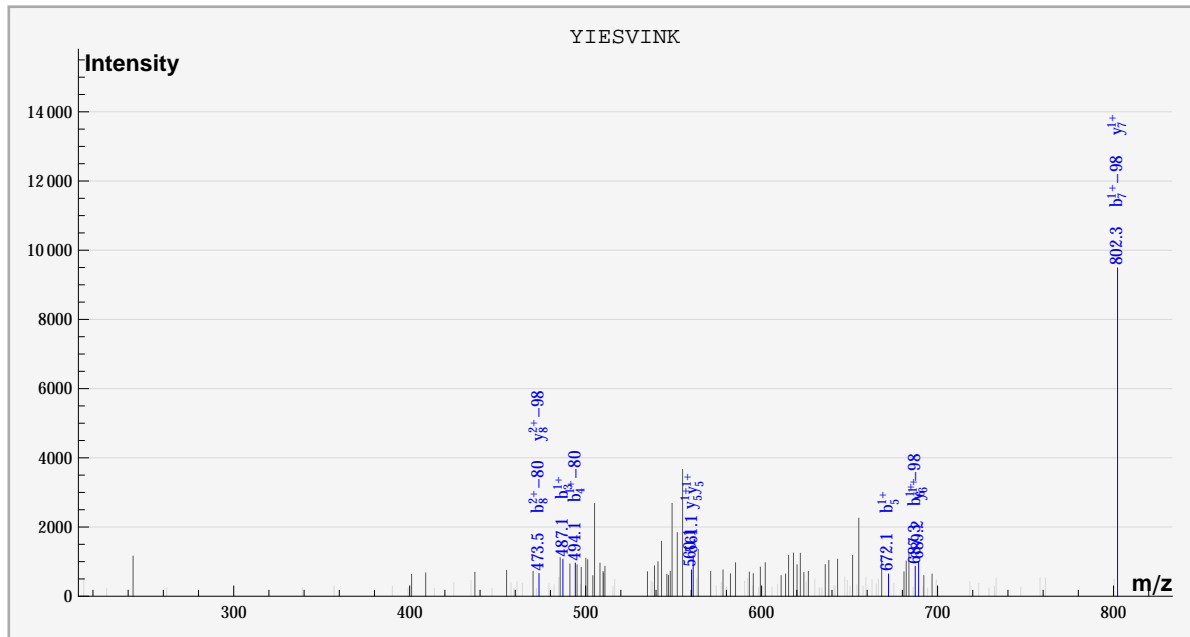
dbValid true YSDGRLVIPGATIK PHOS(1) 3. 525. -1.06062 5.01873 100. ? 2316.
 S_Acido_new%gi|68568415|gb|AAY81344.1| YSDGRLVIPGATIK%::PHOS:::sample_2%cmpd_919



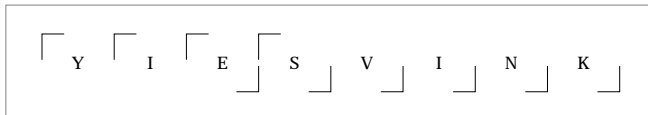
	#	b	b*	#	y	y*	P	P*
Y	1							
S	2			13		✓		
D	3	✓	✓	12	✓			
G	4	✓	✓	11				
R	5	✓	✓	10				
L	6		✓	9				
V	7			8	✓			
I	8			7	✓			
P	9	✓		6	✓			
G	10			5	✓			
A	11		✓	4	✓			
T	12	✓		3				
I	13		✓	2				
K	14		✓	1				

Y [S [D] G] R] L] V [I [P] G [A] T] I] K]

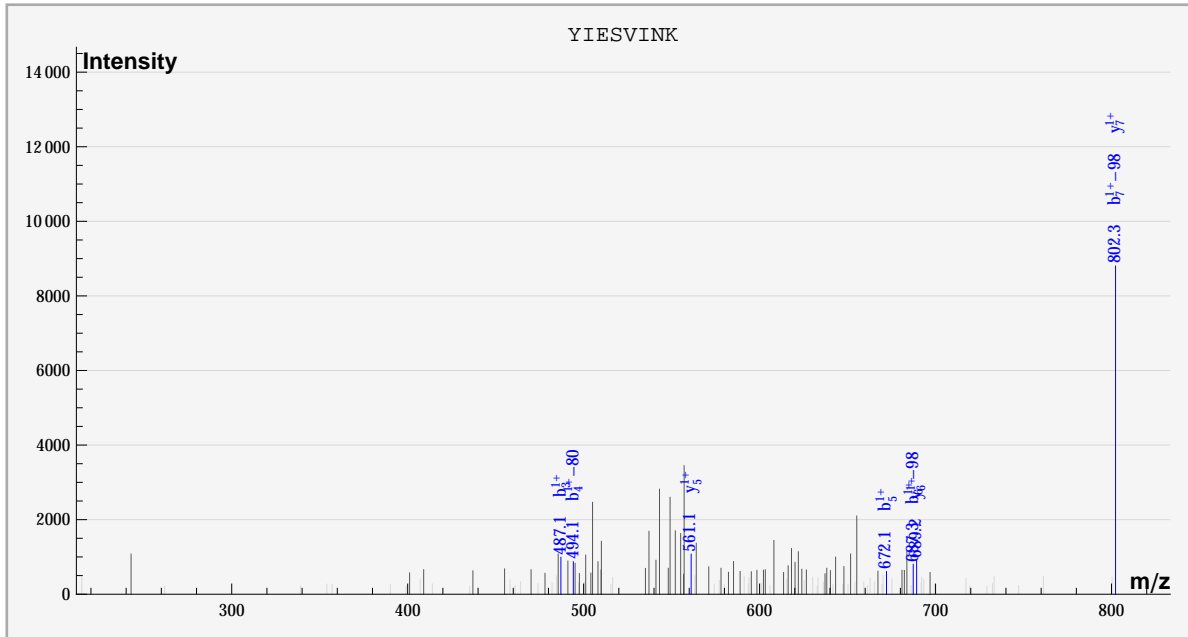
dbValid true YIESVINK PHOS(1) 2. 525. -1.7481 5.35872 100. ? 2736.
 S_Acido_new%gi|68568382|gb|AAY81311.1| YIESVINK%:PHOS:.....:sample_2%compd_1275



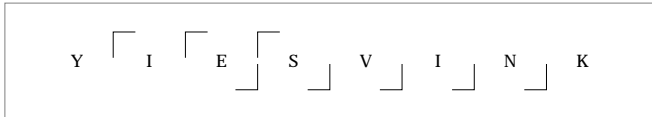
	#	b	b*	#	y	y*	P	P*
Y	1							✓
I	2			7	✓			
E	3	✓		6	✓			
S	4		✓	5	✓			
V	5	✓		4				
I	6		✓	3				
N	7		✓	2				
K	8		✓	1				



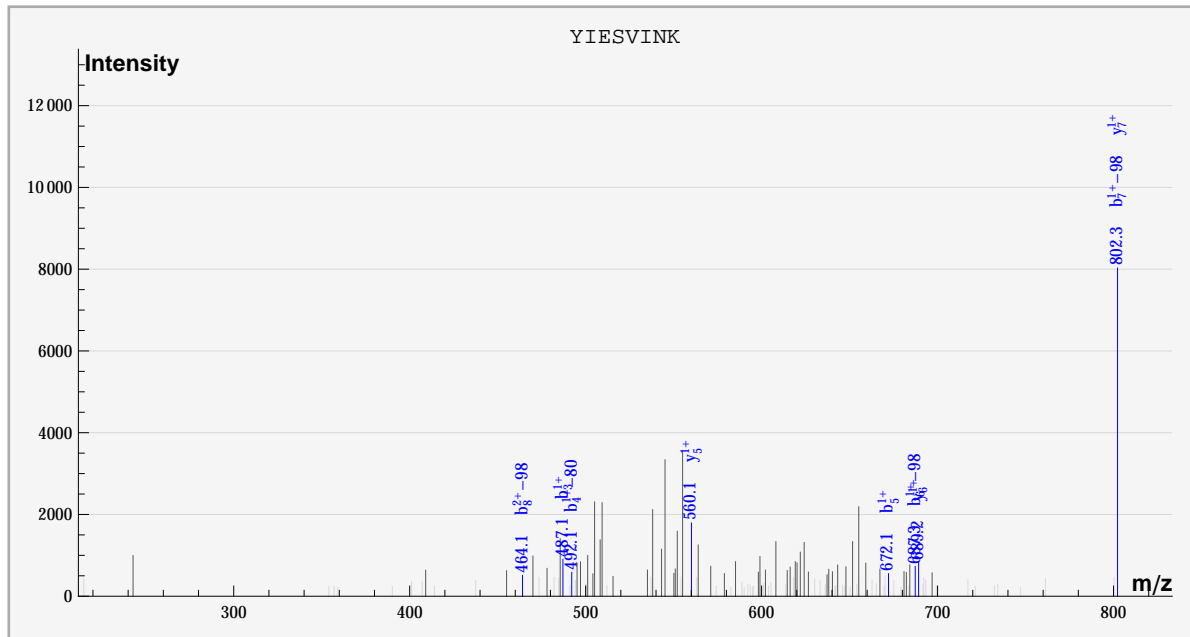
dbValid true YIESVINK PHOS(1) 2. 525. -1.7481 6.27159 100. ? 2748.
 S_Acido_new%gi|68568382|gb|AAY81311.1| YIESVINK%:PHOS:.....:sample_2%compd_1285



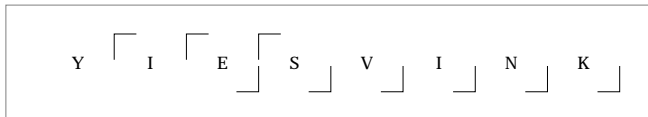
	#	b	b*	#	y	y*	P	P*
Y	1							
I	2			7	✓			
E	3	✓		6	✓			
S	4		✓	5	✓			
V	5	✓		4				
I	6		✓	3				
N	7		✓	2				
K	8			1				



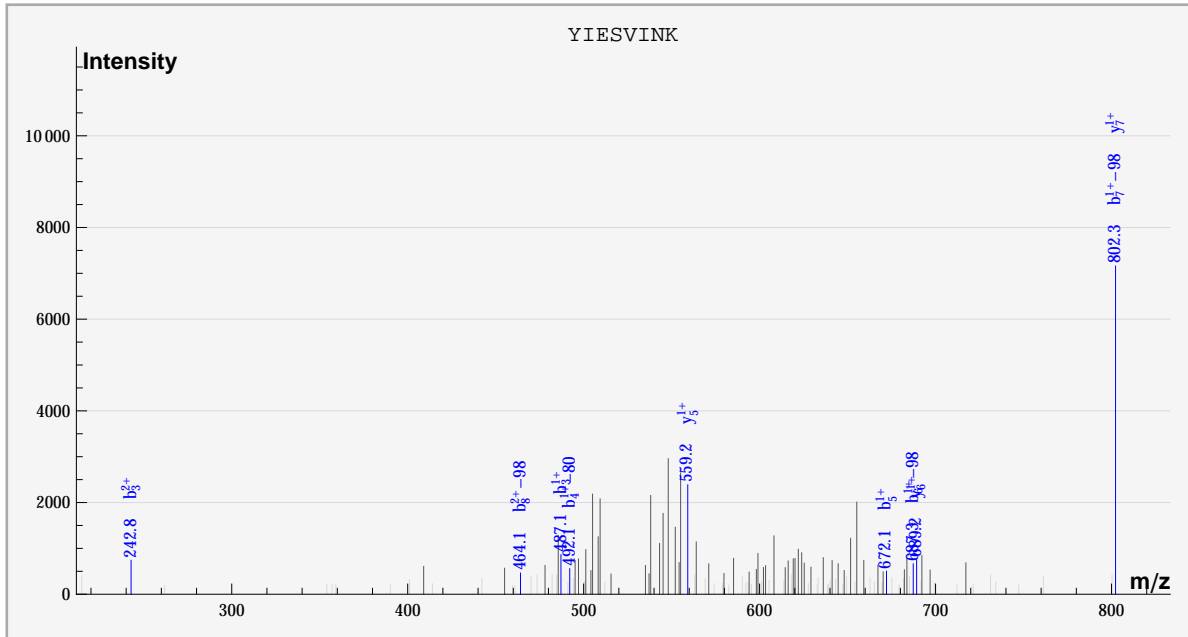
dbValid true YIESVINK PHOS(1) 2. 525. -1.7481 5.24023 100. ? 2760.
 S_Acido_new%gi|68568382|gb|AAY81311.1| YIESVINK%:PHOS:::sample_2%compd_1295



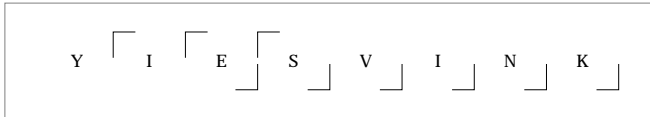
	#	b	b*	#	y	y*	P	P*
Y	1							
I	2			7	✓			
E	3	✓		6	✓			
S	4		✓	5	✓			
V	5	✓		4				
I	6		✓	3				
N	7		✓	2				
K	8		✓	1				



dbValid true YIESVINK PHOS(1) 2. 525. -1.7481 4.96612 100. ? 2772.
 S_Acido_new%gi|68568382|gb|AAY81311.1| YIESVINK%:PHOS:::sample_2%compd_1305

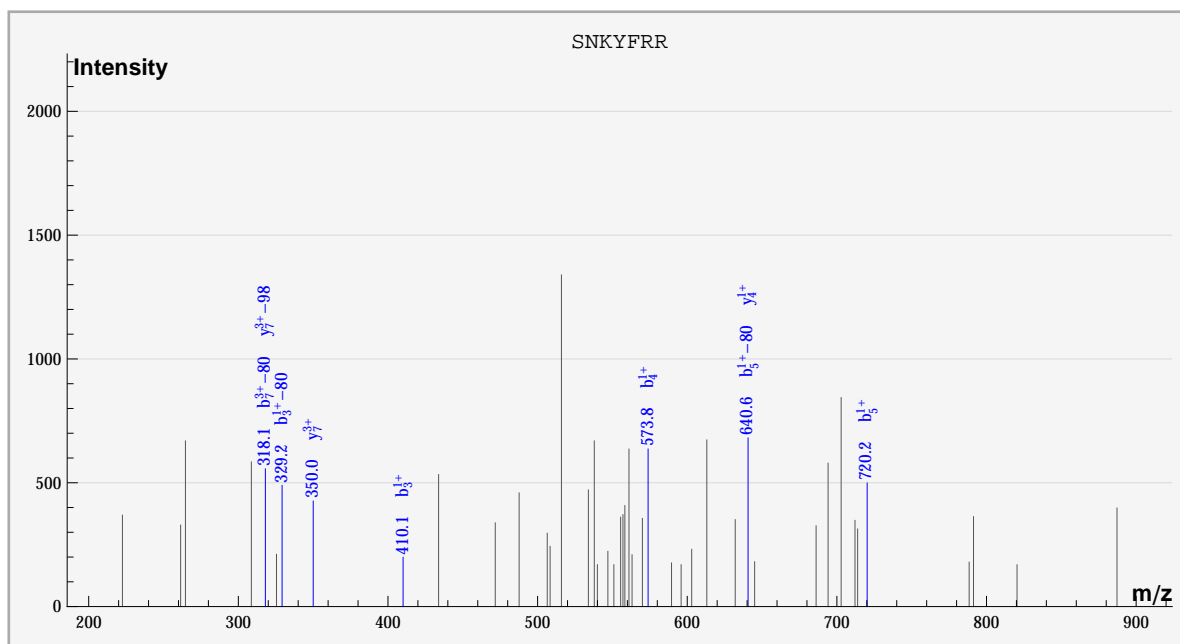


	#	b	b*	#	y	y*	P	P*
Y	1							
I	2			7	✓			
E	3	✓		6	✓			
S	4		✓	5	✓			
V	5	✓		4				
I	6		✓	3				
N	7		✓	2				
K	8		✓	1				

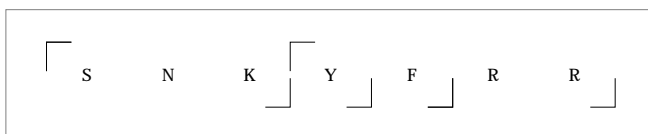


dbValid true SNKYFRR PHOS(1) 2. 526. -0.252343 4.96934 100. ? 1758.

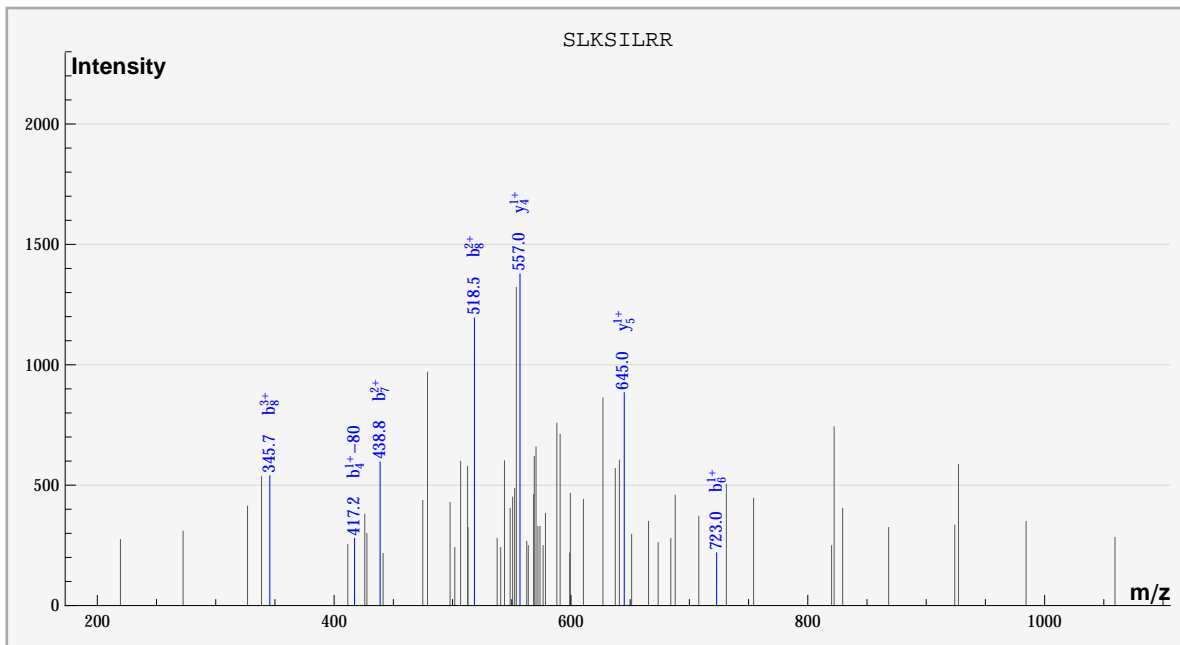
S_Acido_new%gi|68566567|gb|AAY79496.1| SNKYFRR%:PHOS::::::%sample_0%cmpd_476



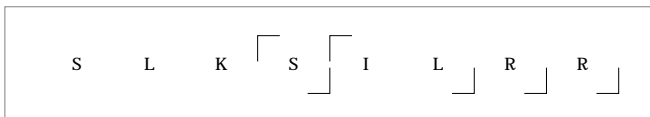
	#	b	b*	#	y	y*	P	P*
S	1						✓	✓
N	2			6				
K	3	✓	✓	5				
Y	4	✓		4	✓			
F	5	✓	✓	3				
R	6			2				
R	7		✓	1				



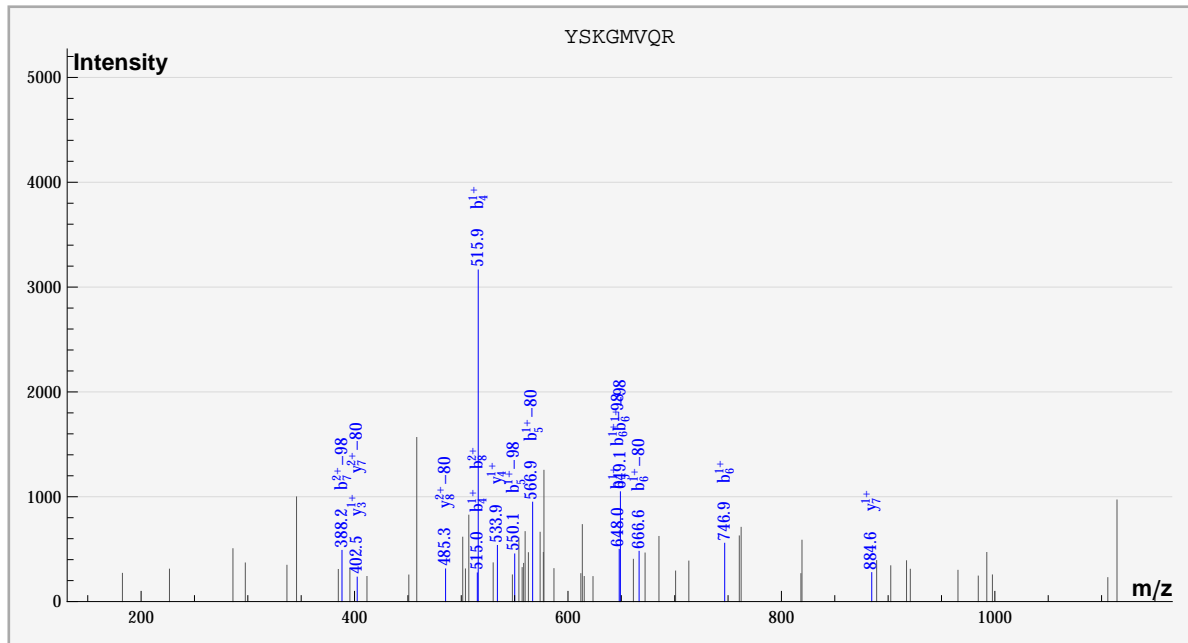
dbValid true SLKSILRR PHOS(1) 2. 526. 0.802427 5.50184 100. ? 3186.
 S_Acido_new%gi68566820|gb|AAY79749.1| SLKSILRR%:PHOS:.....%sample_3%compd_1797



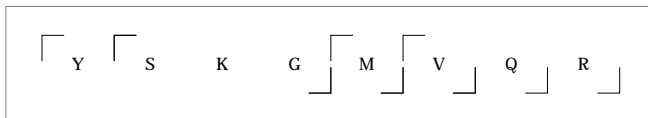
	#	b	b*	#	y	y*	P	P*
S	1							
L	2			7				
K	3			6				
S	4		✓	5	✓			
I	5			4	✓			
L	6	✓		3				
R	7	✓		2				
R	8	✓		1				



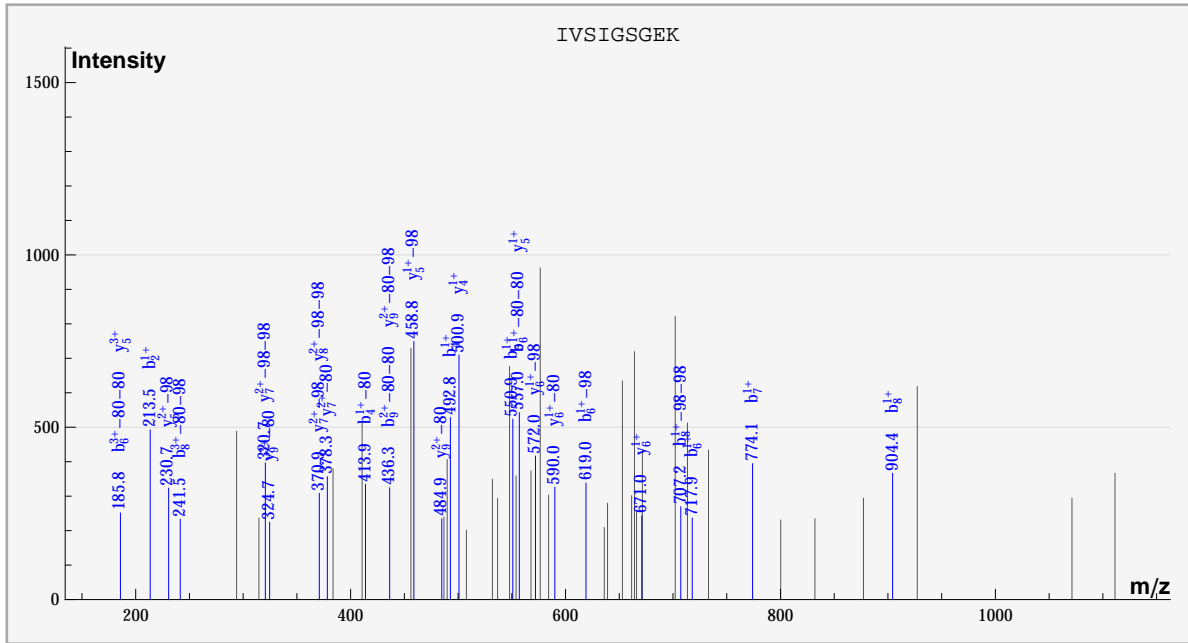
dbValid true YSKGMVQR PHOS(1) 2. 526. -1.2641 4.90847 100. ? 3330.
 S_Acido_new%gi|68568662|gb|AA81591.1| YSKGMVQR%::PHOS:::sample_3%compd_1929



	#	b	b*	#	y	y*	P	P*
Y	1							✓
S	2			7	✓	✓		
K	3			6				
G	4	✓		5				
M	5	✓	✓	4	✓			
V	6	✓	✓	3	✓			
Q	7		✓	2				
R	8	✓		1				



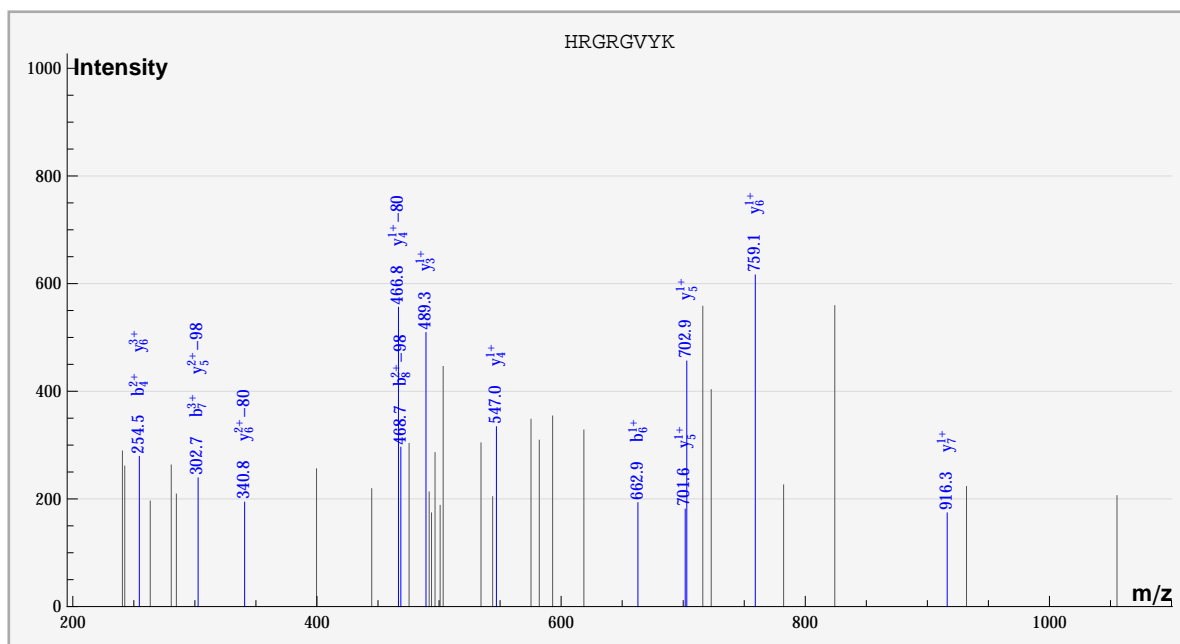
dbValid true IVSIGSGEK PHOS(2) 2. 526. -0.780603 4.88439 100. ? 3366.
 S_Acido_new%gi|68566941|gb|AA79870.1| IVSIGSGEK%::PHOS::PHOS:::%sample_3%compd_1962



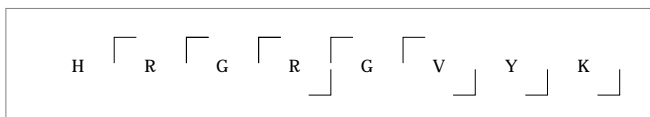
	#	b	b*	#	y	y*	P	P*
I	1							✓
V	2	✓		8		✓		
S	3			7		✓		
I	4	✓	✓	6	✓	✓		
G	5	✓		5	✓	✓		
S	6	✓	✓	4	✓			
G	7	✓		3				
E	8	✓	✓	2				
K	9		✓	1				

I V S I G S G E K

dbValid true HRGRGVYK PHOS(1) 2. 526. 0.761092 5.64745 100. ? 3786.
 S_Acido_new%gi|68566861|gb|AAY79790.1| HRGRGVYK%::::::PHOS::%sample_3%cmpd_2347

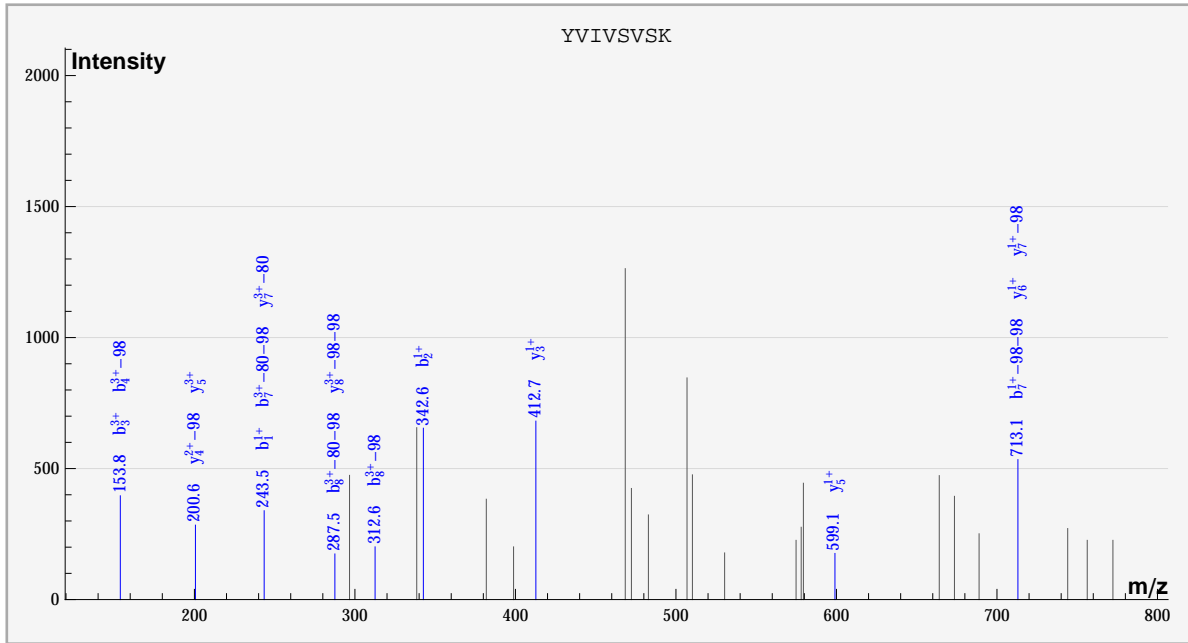


	#	b	b*	#	y	y*	P	P*
H	1							
R	2			7	✓			
G	3			6	✓	✓		
R	4	✓		5	✓	✓		
G	5			4	✓	✓		
V	6	✓		3	✓			
Y	7	✓		2				
K	8		✓	1				

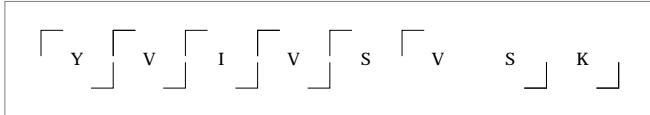


dbValid true YVIVSVSK PHOS(2) 2. 526. 1.73469 5.33139 100. ? 4134.

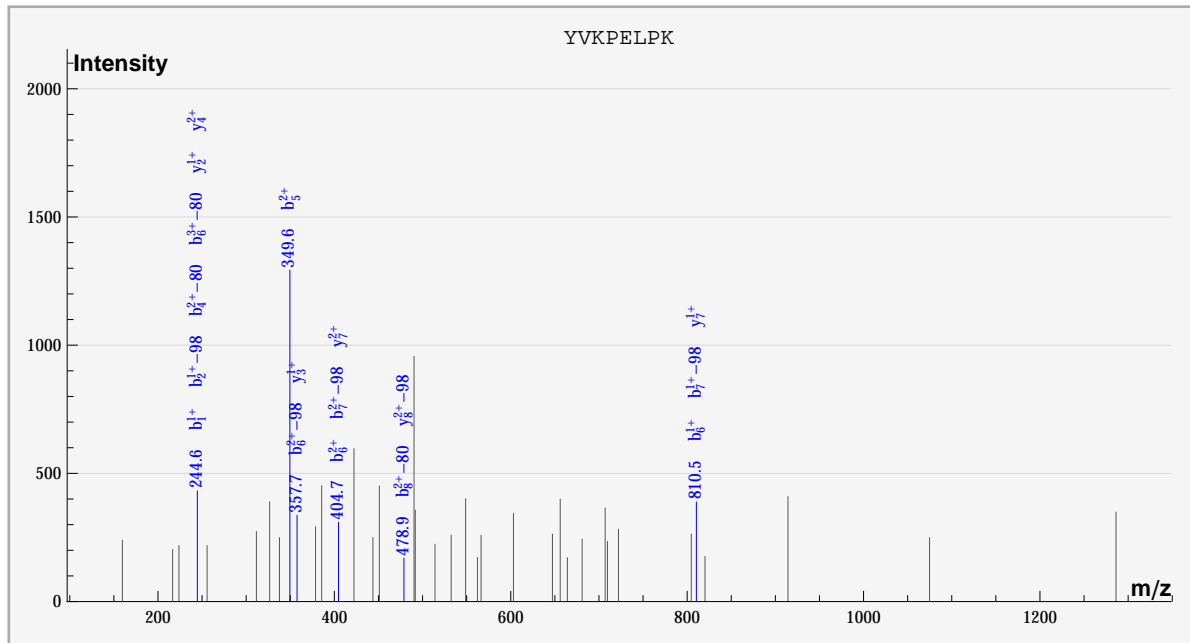
S_Acido_new%gi|68567041|gb|AA79970.1| YVIVSVSK%:PHOS:::PHOS::%sample_3%compd_2667



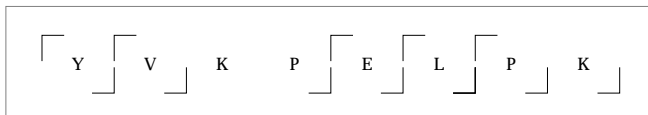
	#	b	b*	#	y	y*	P	P*
Y	1	✓						✓
V	2	✓		7		✓		
I	3	✓		6	✓			
V	4		✓	5	✓			
S	5			4		✓		
V	6			3	✓			
S	7	✓		2				
K	8	✓		1				



dbValid true YVKPELPK PHOS(1) 2. 526. 1.27263 4.90167 100. ? 4266.
 S_Acido_new%gi|68567532|gb|AAV80461.1| YVKPELPK%:PHOS:::sample_3%compd_2788

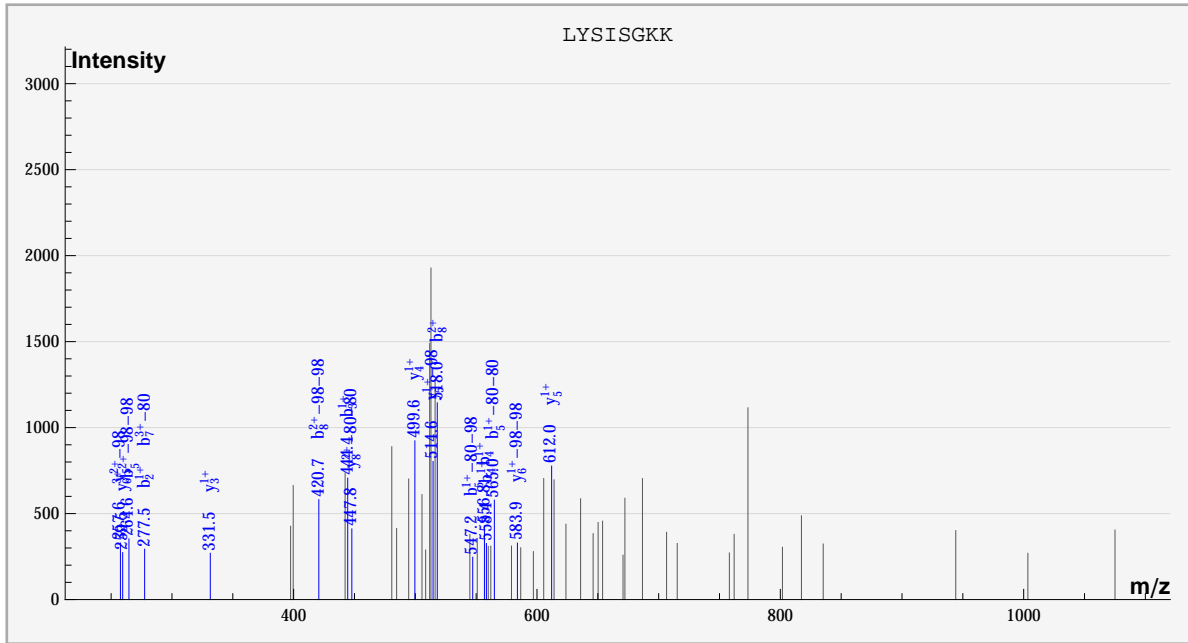


	#	b	b*	#	y	y*	P	P*
Y	1	✓						✓
V	2		✓	7	✓			
K	3			6				
P	4		✓	5				
E	5	✓		4	✓			
L	6	✓	✓	3	✓			
P	7		✓	2	✓			
K	8		✓	1				

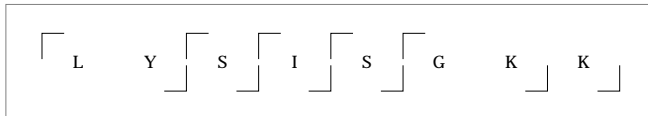


dbValid true LYSISGKK PHOS(2) 2. 527. 1.23231 4.96361 100. ? 1842.

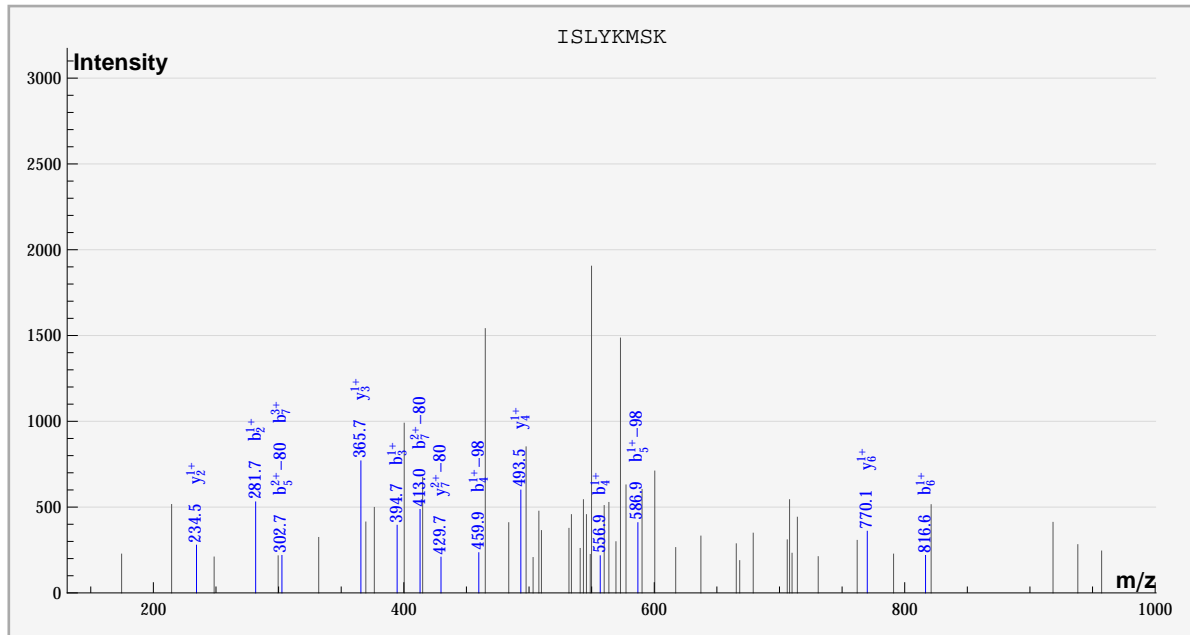
S_Acido_new%gil68566702|gb|AAY79631.1| LYSISGKK%::PHOS::PHOS:::%sample_0%cmpd_549



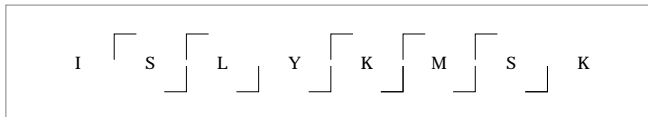
	#	b	b*	#	y	y*	P	P*
L	1							✓
Y	2	✓		7				
S	3	✓		6	✓	✓		
I	4	✓		5	✓	✓		
S	5		✓	4	✓			
G	6			3	✓			
K	7		✓	2				
K	8	✓	✓	1				



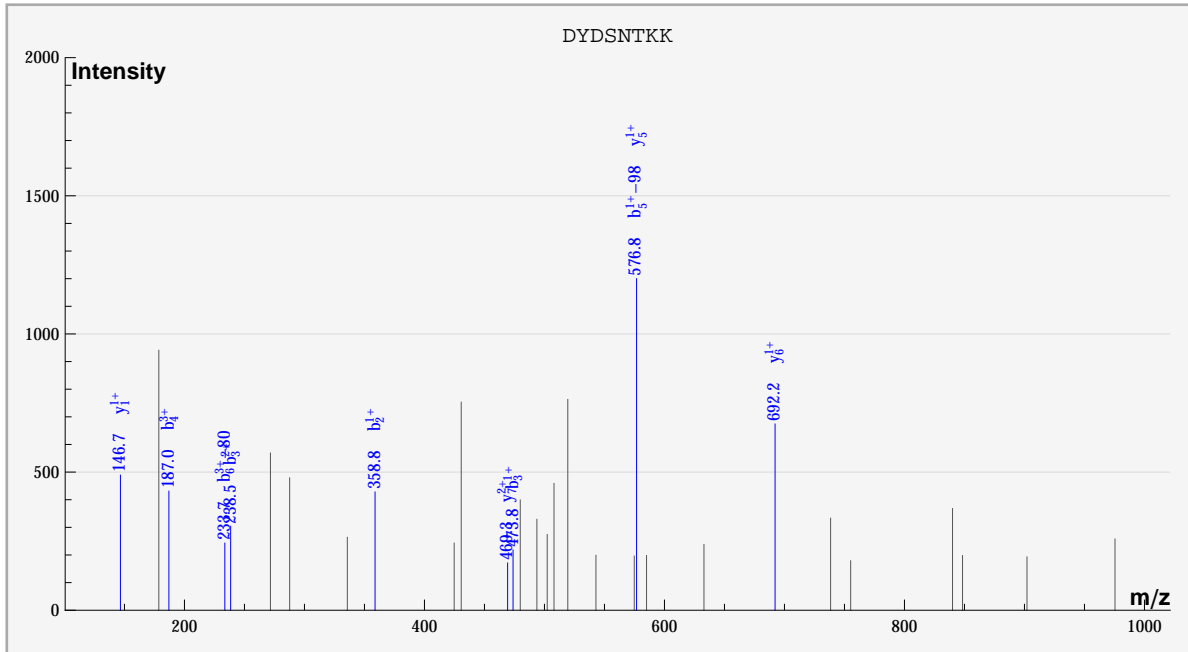
dbValid true ISLYKMSK PHOS(1) 2. 527. -1.74132 5.30884 100. ? 3510.
 S_Acido_new%gi68567095|gb|AAY80024.1| ISLYKMSK%::PHOS:::sample_3%compd_2096



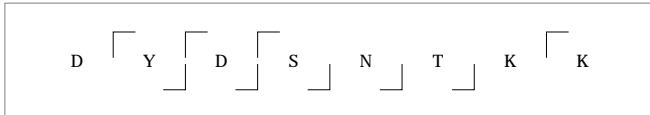
	#	b	b*	#	y	y*	P	P*
I	1							
S	2	✓		7		✓		
L	3	✓		6	✓			
Y	4	✓	✓	5				
K	5		✓	4	✓			
M	6	✓		3	✓			
S	7	✓	✓	2	✓			
K	8			1				



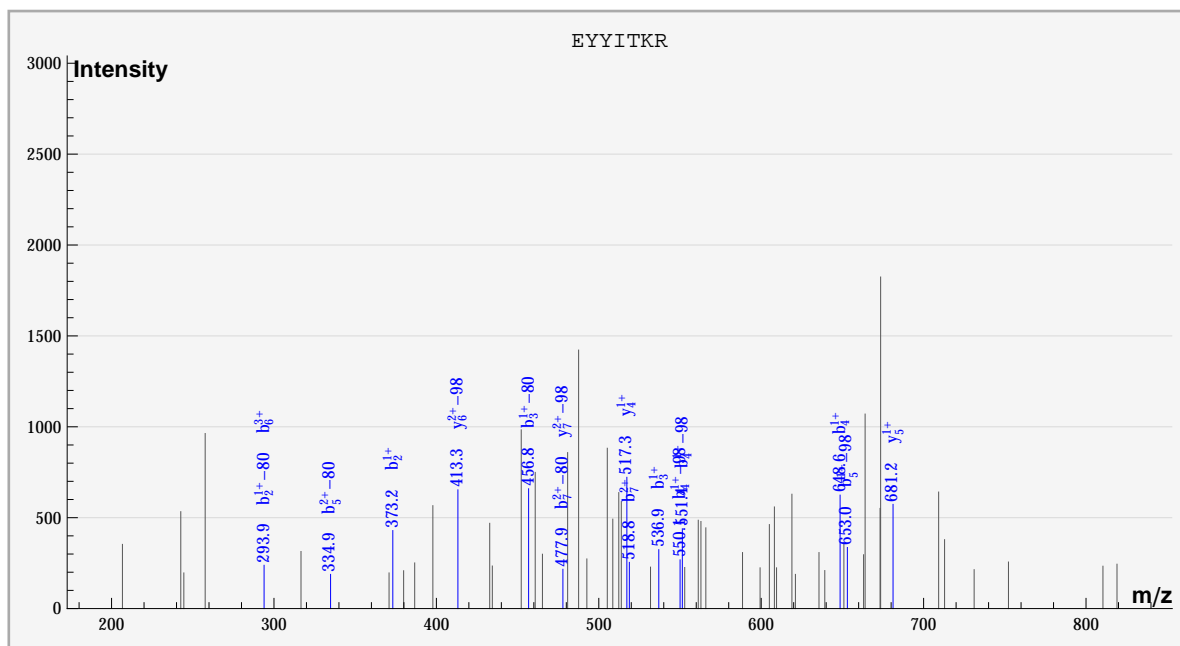
dbValid true DYDSNTKK PHOS(1) 2. 527. -1.2894 5.48972 100. ? 4650.
 S_Acido_new%gil68567750|gb|AAy80679.1| DYDSNTKK%::PHOS:::sample_3%compd_3142



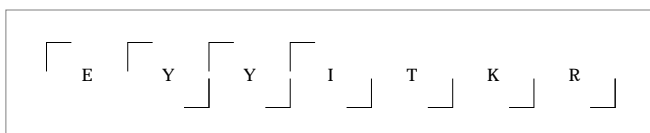
	#	b	b*	#	y	y*	P	P*
D	1							
Y	2	✓		7	✓			
D	3	✓		6	✓			
S	4	✓		5	✓			
N	5		✓	4				
T	6		✓	3				
K	7			2				
K	8			1	✓			



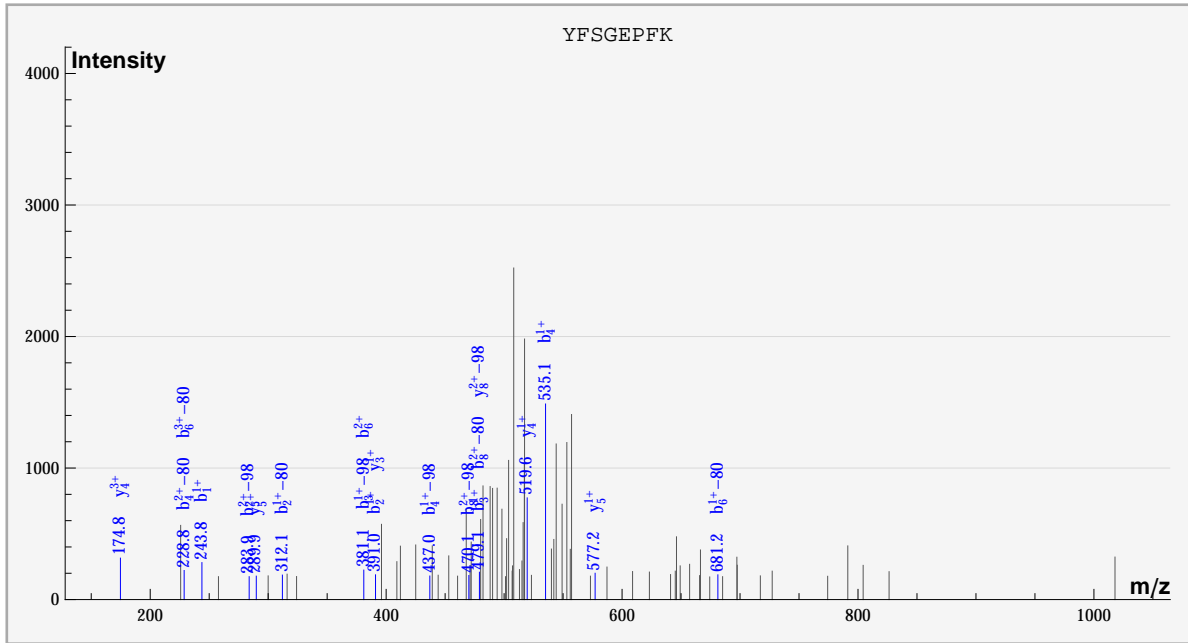
dbValid true EYYITKR PHOS(1) 2. 528. -1.25575 5.26068 100. ? 1560.
 S_Acido_new%gi|68567343|gb|AAY80272.1| EYYITKR%::PHOS:::sample_3%compd_304



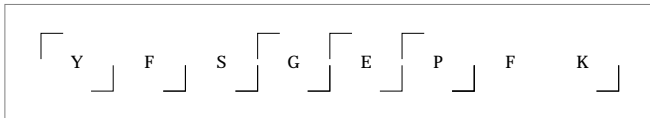
	#	b	b*	#	y	y*	P	P*
E	1							✓
Y	2	✓	✓	6		✓		
Y	3	✓	✓	5	✓			
I	4	✓	✓	4	✓			
T	5		✓	3				
K	6	✓		2				
R	7	✓	✓	1				



dbValid true YFSGEPFK PHOS(1) 2. 528. -0.282308 4.94145 100. ? 1866.
 S_Acido_new%gi|68567511|gb|AAY80440.1| YFSGEPFK%:PHOS:::sample_3%compd_592

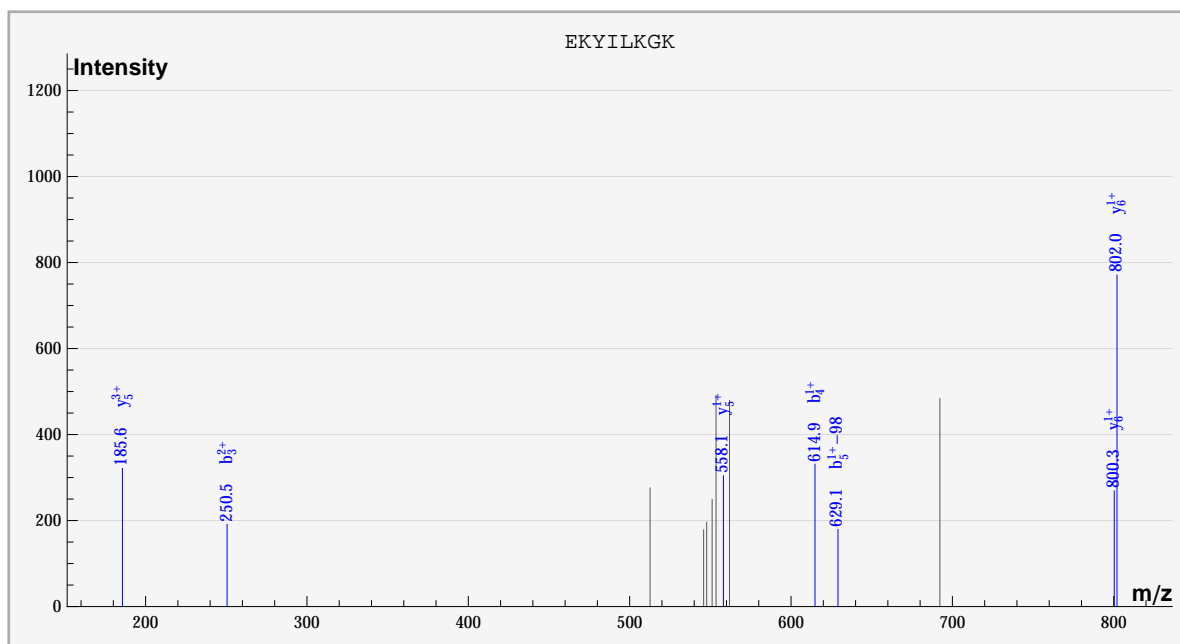


	#	b	b*	#	y	y*	P	P*
Y	1	✓						✓
F	2	✓	✓	7				
S	3	✓	✓	6				
G	4	✓	✓	5	✓			
E	5		✓	4	✓			
P	6	✓	✓	3	✓			
F	7			2				
K	8		✓	1				

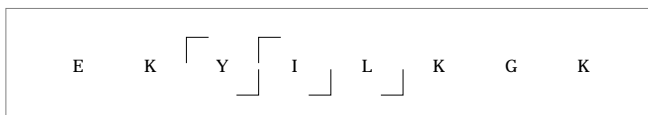


dbValid true EKYILKGGK PHOS(1) 2. 528. 1.78591 4.87695 100. ? 2568.

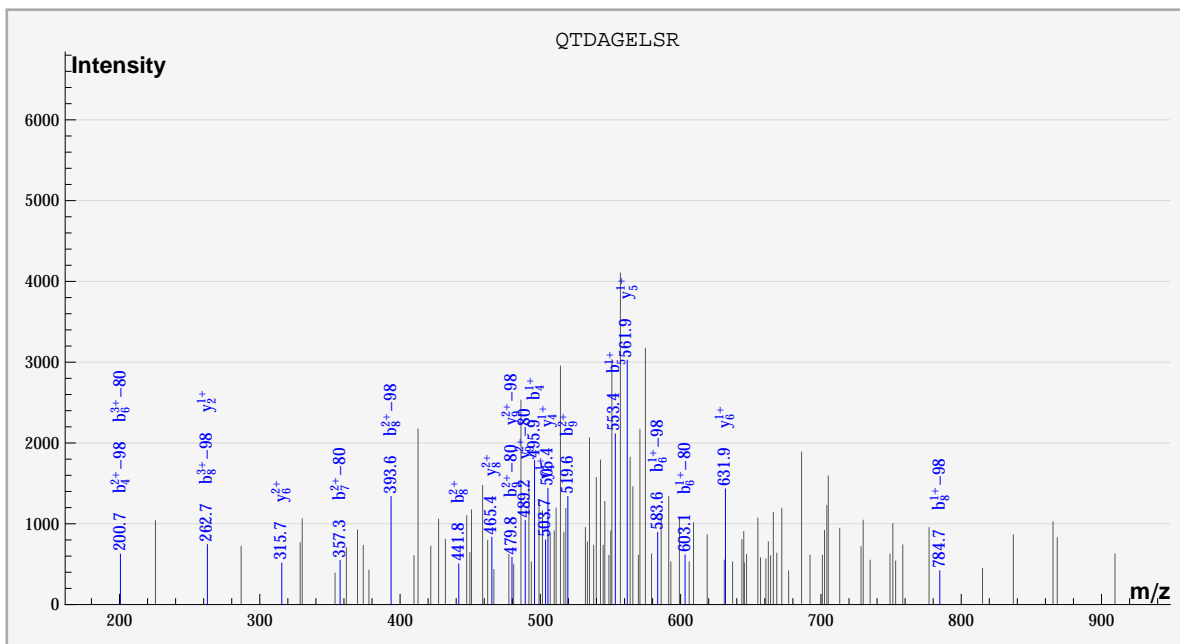
S_Acido_new%gi|68566538|gb|AA79467.1| EKYILKGGK%:::PHOS:::sample_0%cmpd_1174



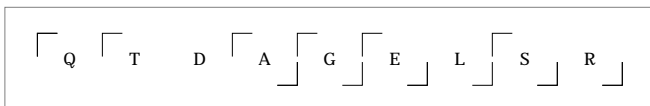
	#	b	b*	#	y	y*	P	P*
E	1							
K	2			7				
Y	3	✓		6	✓			
I	4	✓		5	✓			
L	5		✓	4				
K	6			3				
G	7			2				
K	8			1				



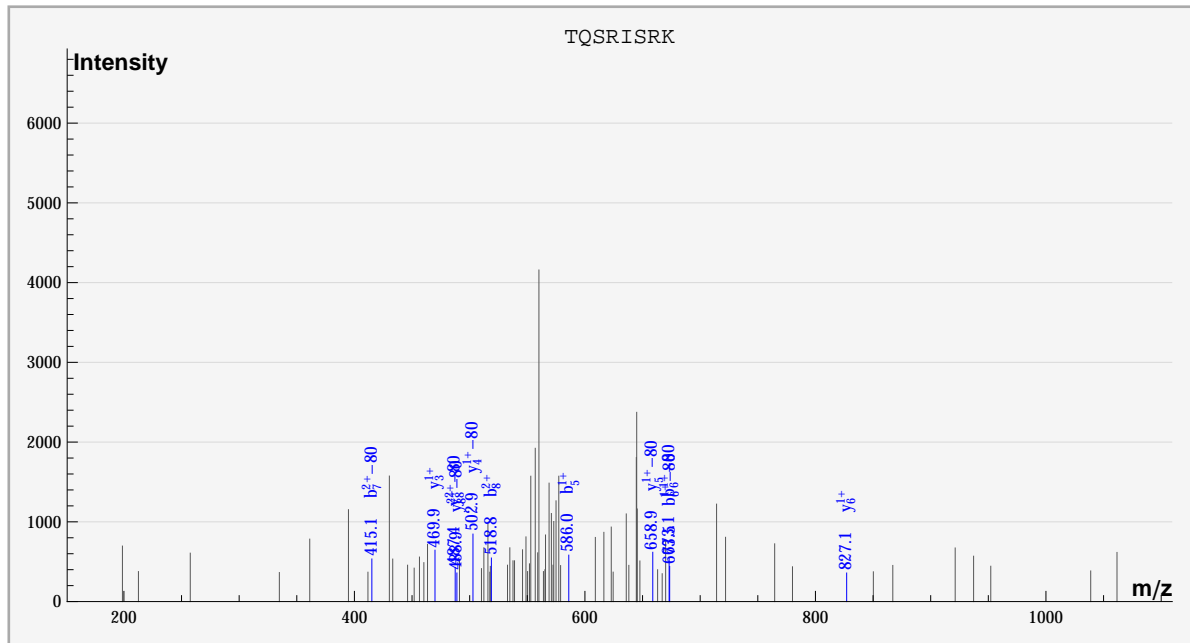
dbValid true QTDAGELSR PHOS(1) 2. 528. 0.721497 5.29813 100. ? 2622.
 S_Acido_new%gi|68567040|gb|AA79969.1| QTDAGELSR%::PHOS%:::sample_3%compd_1279



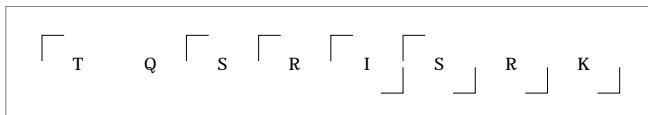
	#	b	b*	#	y	y*	P	P*
Q	1							✓
T	2			8	✓			
D	3			7				
A	4	✓	✓	6	✓			
G	5	✓		5	✓			
E	6		✓	4	✓			
L	7		✓	3				
S	8	✓	✓	2	✓			
R	9	✓	✓	1				



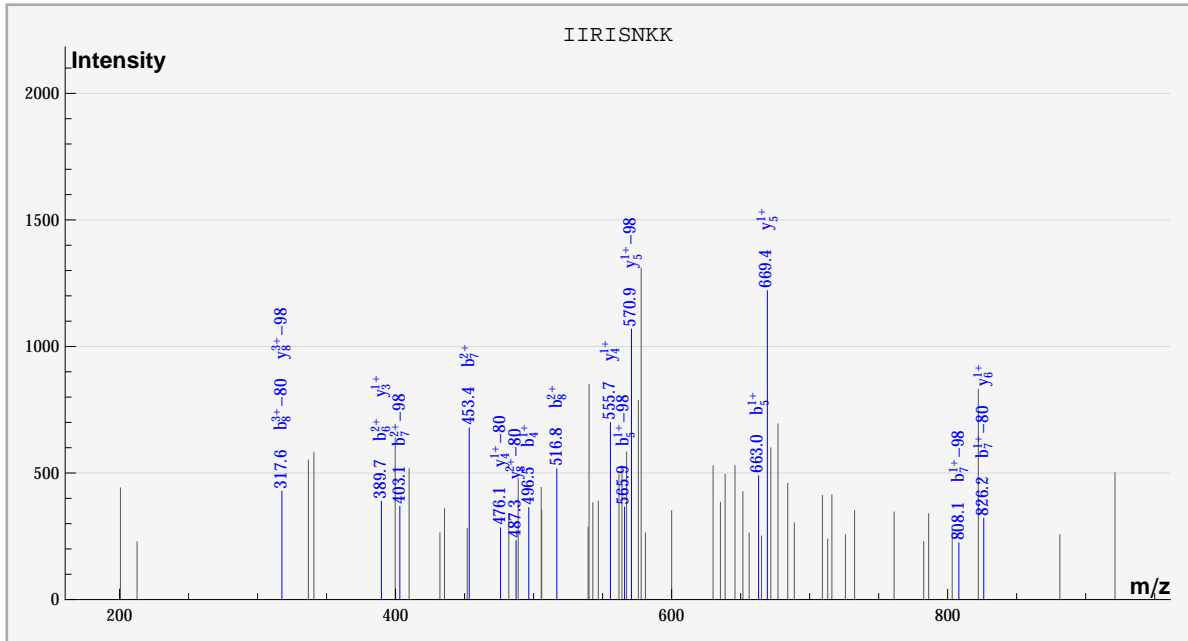
dbValid true TQSRISRK PHOS(1) 2. 528. 0.271497 5.89513 100. ? 2850.
 S_Acido_new%gi|68568638|gb|AAY81567.1| TQSRISRK%:::::PHOS:::sample_3%compd_1489



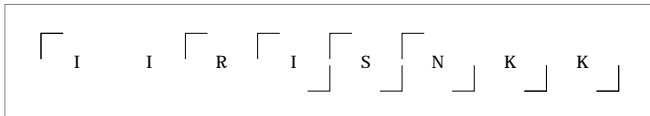
	#	b	b*	#	y	y*	P	P*
T	1							✓
Q	2			7				
S	3			6	✓			
R	4			5		✓		
I	5	✓		4		✓		
S	6		✓	3	✓			
R	7		✓	2				
K	8	✓		1				



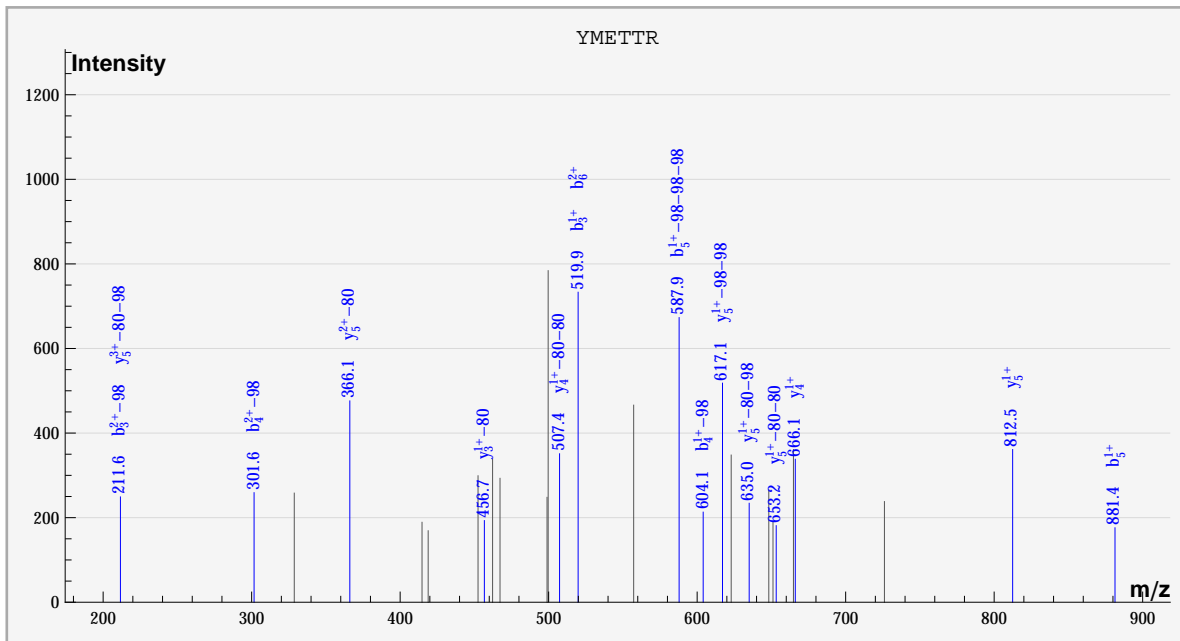
dbValid true IIRISNKK PHOS(1) 2. 528. -1.6952 5.52966 100. ? 3078.
 S_Acido_new%gi|68567169|gb|AAY80098.1| IIRISNKK%::::PHOS::::%sample_3%compd_1699



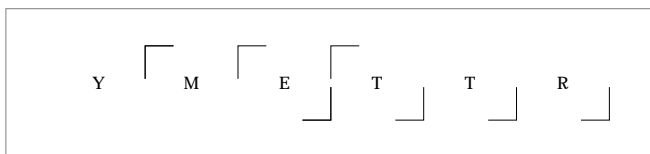
	#	b	b*	#	y	y*	P	P*
I	1							✓
I	2			7				
R	3			6	✓			
I	4	✓		5	✓	✓		
S	5	✓	✓	4	✓	✓		
N	6	✓		3	✓			
K	7	✓	✓	2				
K	8	✓	✓	1				



dbValid true YMETTR Oxidation_M(1),PHOS(3) 2. 528. 0.630907 4.93418 100. ? 366.
 S_Acido_new%gil68568456|gb|AAY81385.1| YMETTR%:PHOS:Oxidation_M::PHOS:PHOS::%sample_3%compd_2185

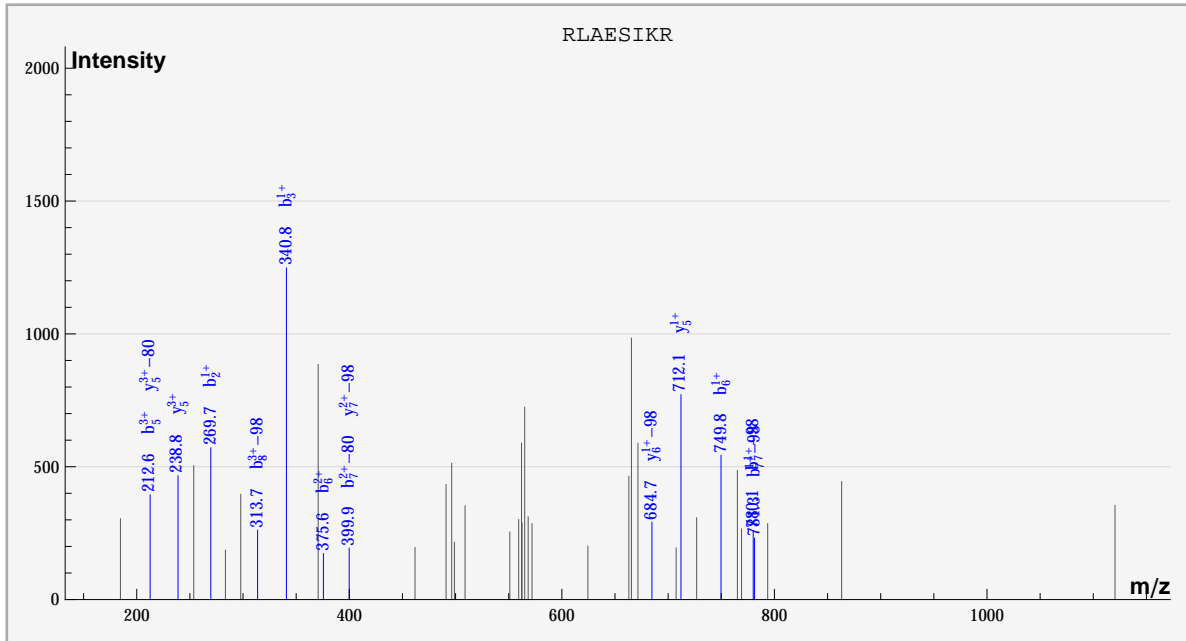


	#	b	b*	#	y	y*	P	P*
Y	1							
M	2			5	✓	✓		
E	3	✓	✓	4	✓	✓		
T	4		✓	3		✓		
T	5	✓	✓	2				
R	6	✓		1				



dbValid true RLAESIKR PHOS(1) 2. 528. -1.21577 4.91954 100. ? 3966.

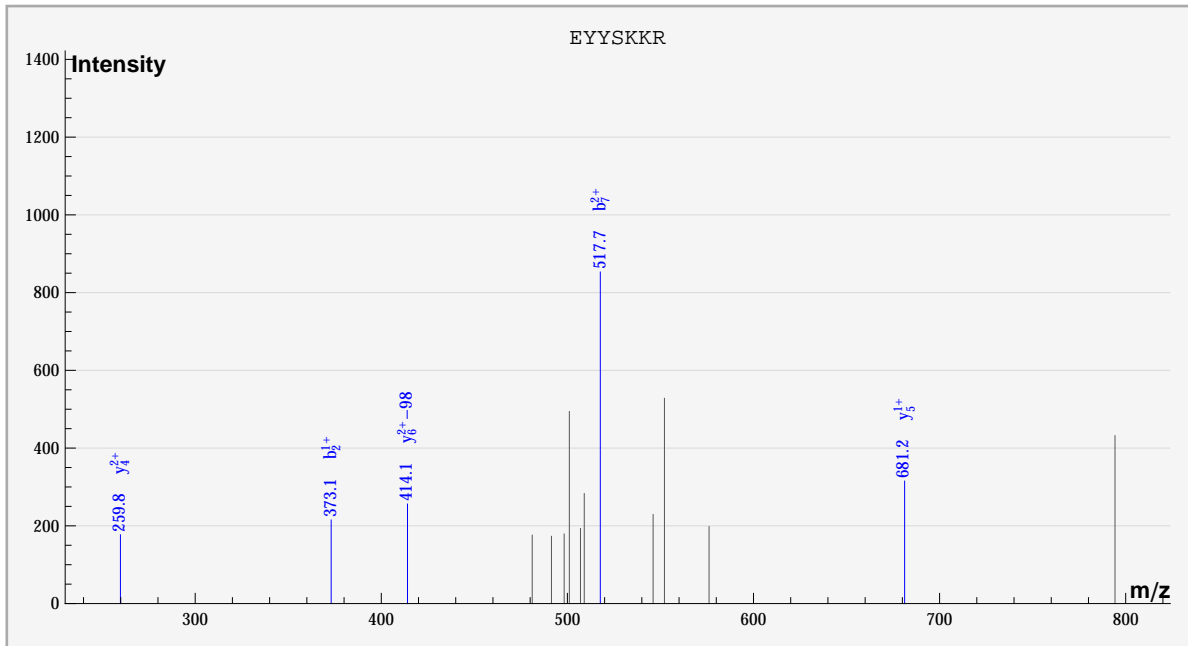
S_Acido_new%gi|68567774|gb|AAY80703.1| RLAESIKR%::::PHOS::::%sample_3%cmpd_2514



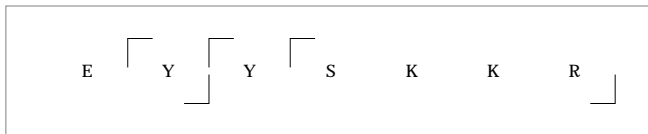
	#	b	b*	#	y	y*	P	P*
R	1							
L	2	✓		7		✓		
A	3	✓		6		✓		
E	4			5	✓	✓		
S	5	✓		4				
I	6	✓		3				
K	7		✓	2				
R	8		✓	1				



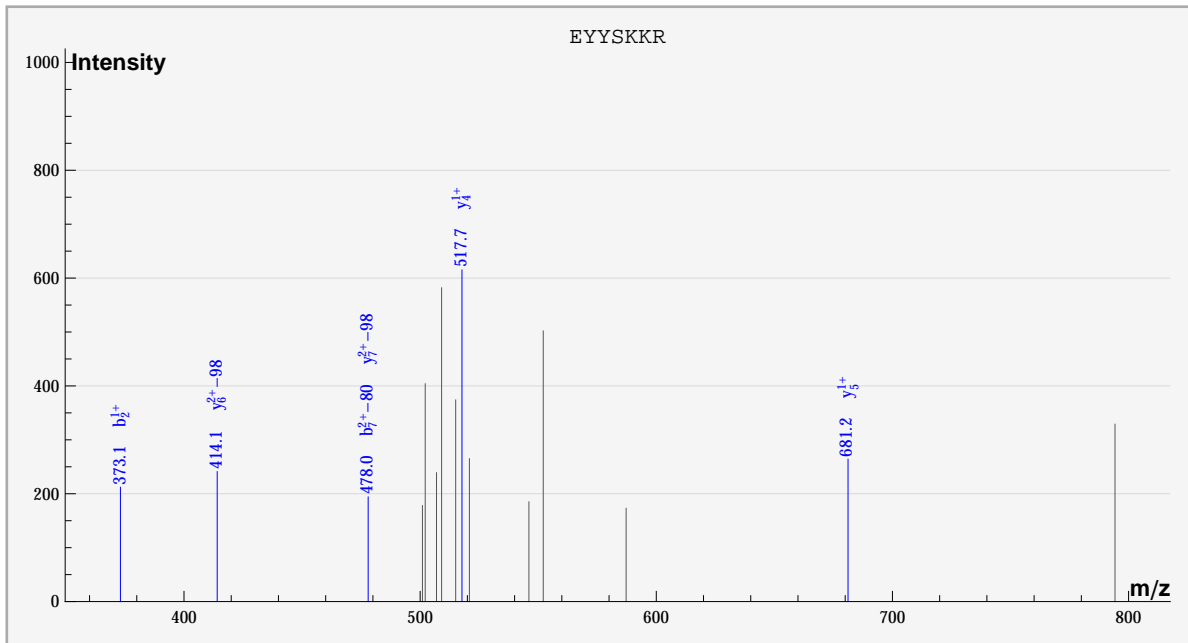
dbValid true EYYSKRR PHOS(1) 2. 528. -0.758128 5.07946 100. ? 4074.
 S_Acido_new%gi|68568117|gb|AAY81046.1| EYYSKRR%::PHOS:::sample_3%compd_2477



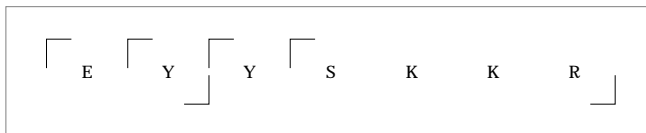
	#	b	b*	#	y	y*	P	P*
E	1							
Y	2	✓		6		✓		
Y	3			5	✓			
S	4			4	✓			
K	5			3				
K	6			2				
R	7	✓		1				



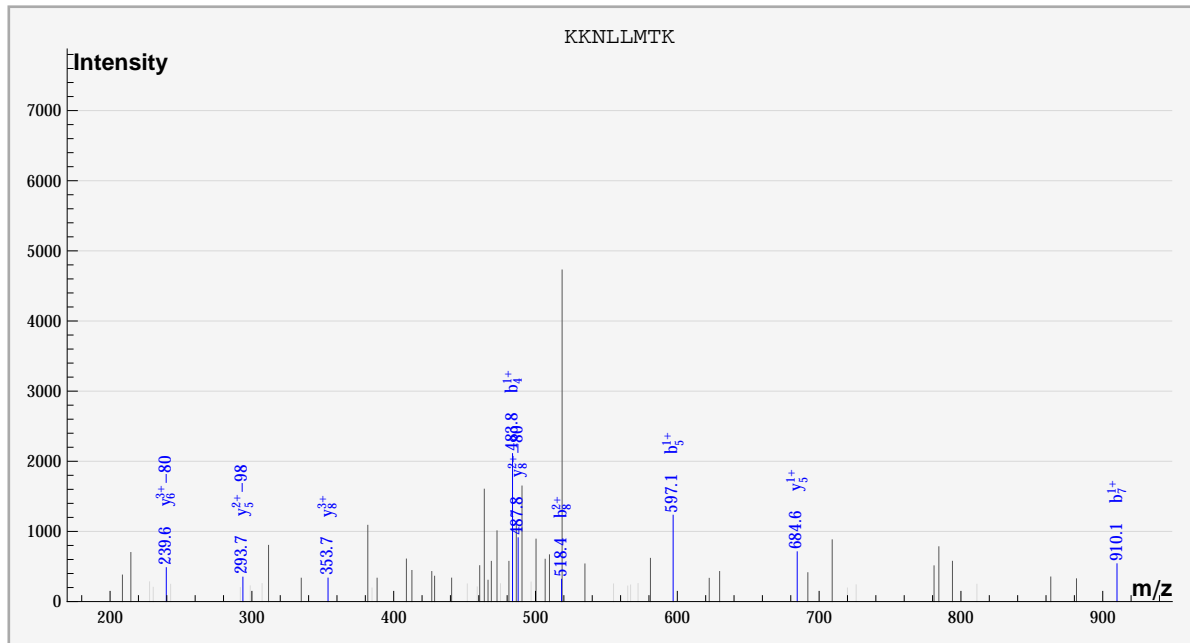
dbValid true EYYSKRR PHOS(1) 2. 528. -0.758128 5.11237 100. ? 4110.
 S_Acido_new%gi|68568117|gb|AAY81046.1| EYYSKRR%::PHOS:::sample_3%cmpd_2506



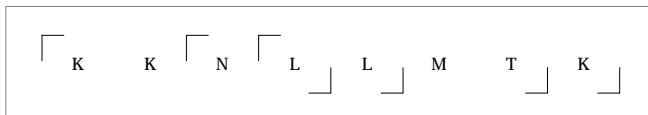
	#	b	b*	#	y	y*	P	P*
E	1							✓
Y	2	✓		6		✓		
Y	3			5	✓			
S	4			4	✓			
K	5			3				
K	6			2				
R	7		✓	1				



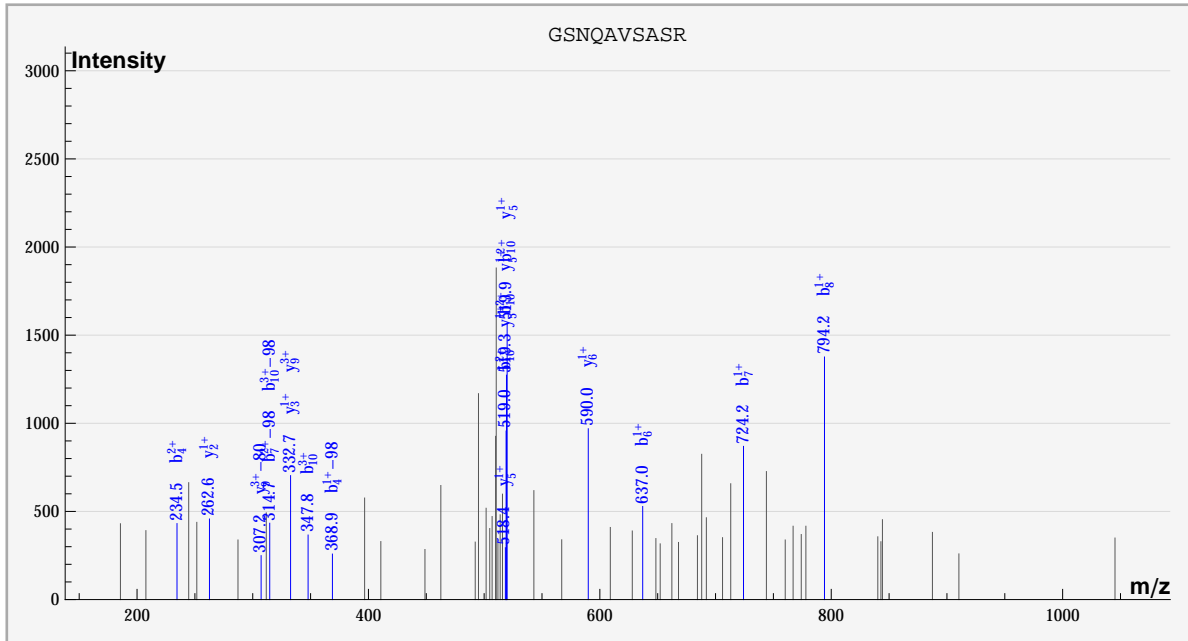
dbValid true KKNLLMTK PHOS(1) 2. 529. -0.712233 5.7323 100. ? 1476.
 S_Acido_new%gi|68566742|gb|AAY79671.1| KKNLLMTK%::::::PHOS::%sample_3%cmpd_231



	#	b	b*	#	y	y*	P	P*
K	1						✓	✓
K	2			7				
N	3			6		✓		
L	4	✓		5	✓	✓		
L	5	✓		4				
M	6			3				
T	7	✓		2				
K	8	✓		1				



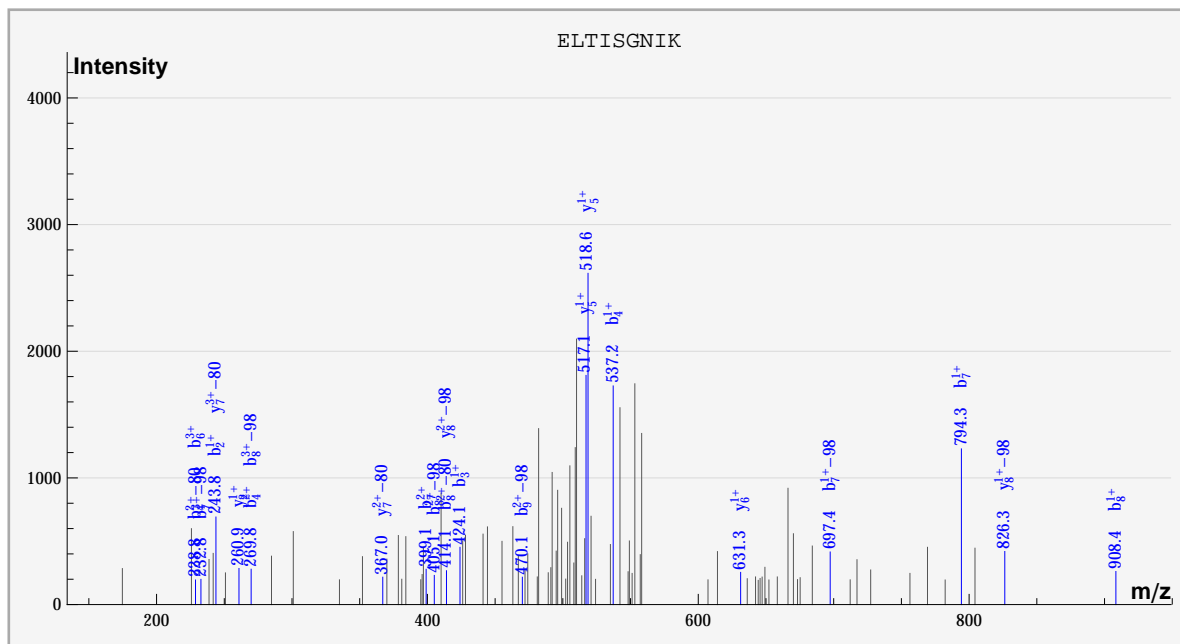
dbValid true GSNQAVSASR PHOS(1) 2. 529. -0.272883 5.68117 100. ? 1596.
 S_Acido_new%gi|68566759|gb|AA79688.1| GSNQAVSASR%::PHOS:::sample_3%compd_340



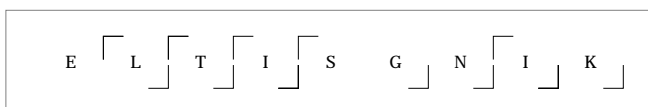
	#	b	b*	#	y	y*	P	P*
G	1							
S	2			9	✓	✓		
N	3			8				
Q	4	✓	✓	7				
A	5			6	✓			
V	6	✓		5	✓			
S	7	✓	✓	4				
A	8	✓		3	✓			
S	9			2	✓			
R	10	✓	✓	1				



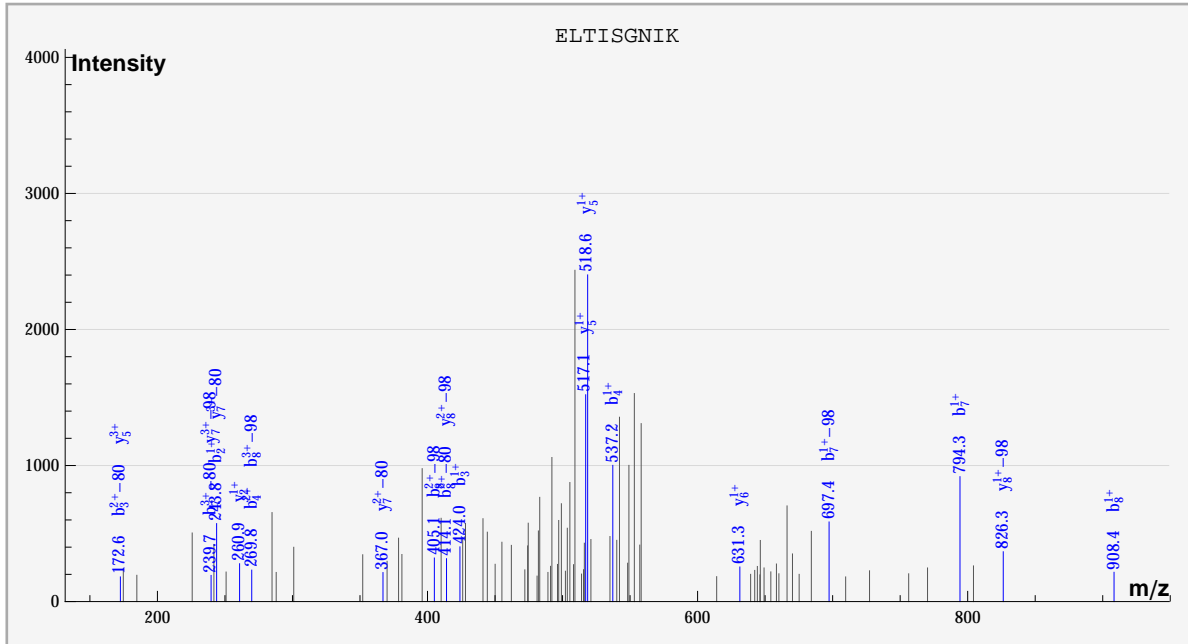
dbValid true ELTISGNIK PHOS(1) 2. 529. -1.23737 5.02918 100. ? 1866.
 S_Acido_new%gi|68568021|gb|AAY80950.1| ELTISGNIK%:::PHOS:::sample_3%compd_593



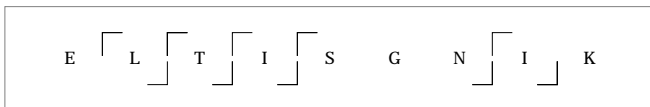
	#	b	b*	#	y	y*	P	P*
E	1							
L	2	✓		8		✓		
T	3	✓		7		✓		
I	4	✓	✓	6	✓			
S	5			5	✓			
G	6	✓		4				
N	7	✓	✓	3				
I	8	✓	✓	2	✓			
K	9		✓	1				



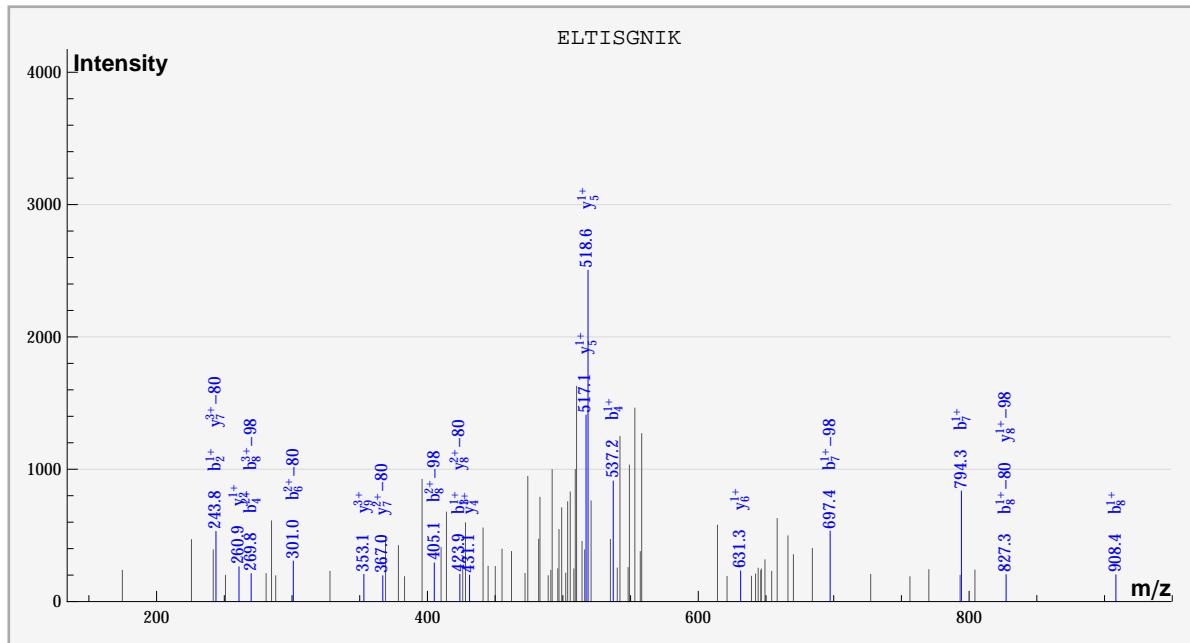
dbValid true ELTISGNIK PHOS(1) 2. 529. -1.23737 5.08353 100. ? 1890.
 S_Acido_new%gi|68568021|gb|AAY80950.1| ELTISGNIK%:::PHOS:::sample_3%compd_614



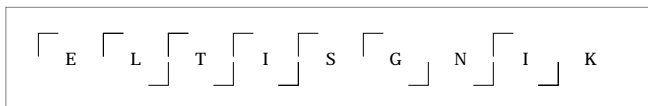
	#	b	b*	#	y	y*	P	P*
E	1							
L	2	✓		8		✓		
T	3	✓	✓	7		✓		
I	4	✓		6	✓			
S	5			5	✓			
G	6			4				
N	7	✓	✓	3				
I	8	✓	✓	2	✓			
K	9			1				



dbValid true ELTISGNIK PHOS(1) 2. 529. -1.23737 5.19426 100. ? 1902.
 S_Acido_new%gi|68568021|gb|AAY80950.1| ELTISGNIK%:::PHOS:::sample_3%compd_625

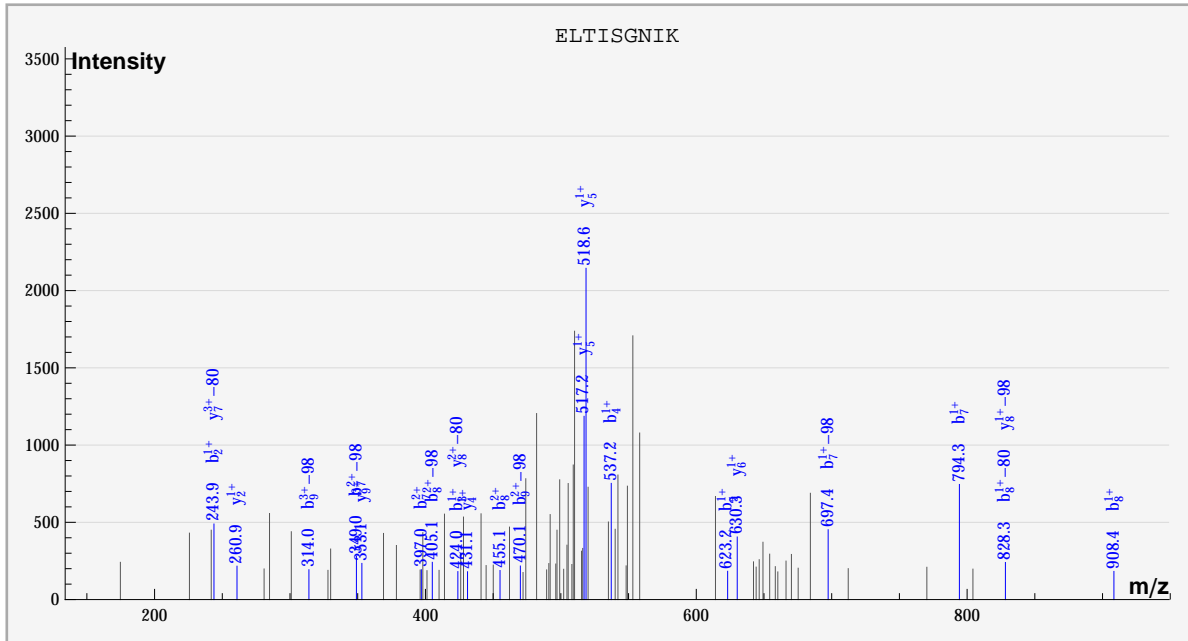


	#	b	b*	#	y	y*	P	P*
E	1							✓
L	2	✓		8		✓		
T	3	✓		7		✓		
I	4	✓		6	✓			
S	5			5	✓			
G	6		✓	4	✓			
N	7	✓	✓	3				
I	8	✓	✓	2	✓			
K	9			1				



dbValid true ELTISGNIK PHOS(1) 2. 529. -1.23737 5.04014 100. ? 1926.

S_Acido_new%gi|68568021|gb|AAY80950.1| ELTISGNIK%:::PHOS:::sample_3%compd_647

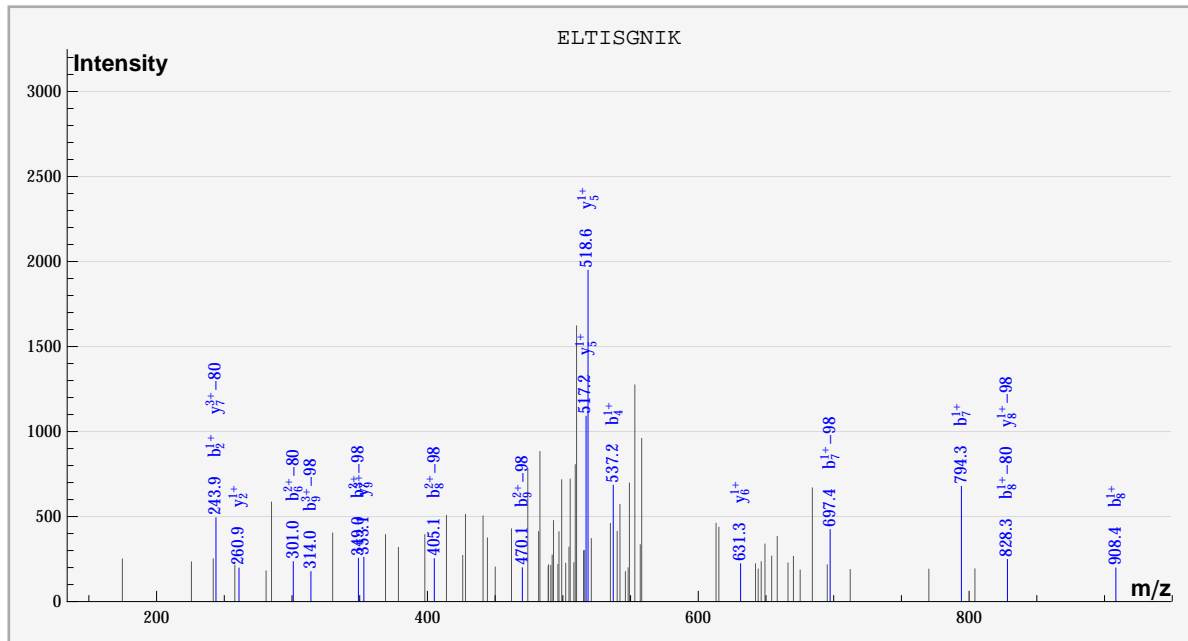


	#	b	b*	#	y	y*	P	P*
E	1							✓
L	2	✓		8		✓		
T	3	✓		7		✓		
I	4	✓		6	✓			
S	5	✓		5	✓			
G	6			4	✓			
N	7	✓	✓	3				
I	8	✓	✓	2	✓			
K	9		✓	1				

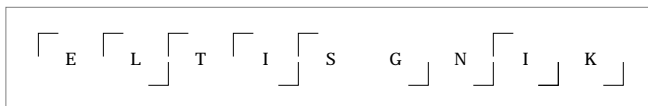
ELTISGNIK

dbValid true ELTISGNIK PHOS(1) 2. 529. -1.23737 4.95986 100. ? 1938.

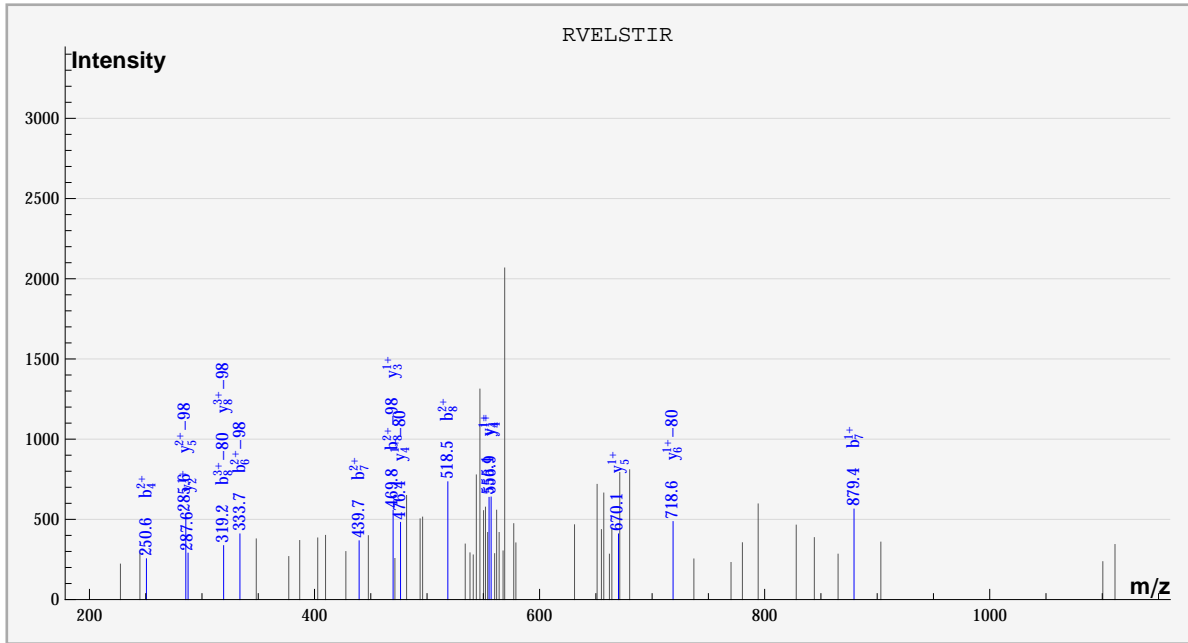
S_Acido_new%gi|68568021|gb|AAY80950.1| ELTISGNIK%:::PHOS:::sample_3%compd_658



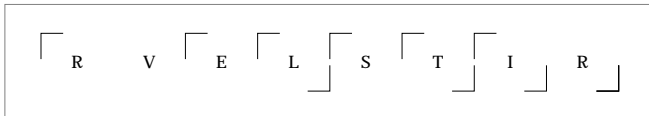
	#	b	b*	#	y	y*	P	P*
E	1							✓
L	2	✓		8		✓		
T	3			7		✓		
I	4	✓		6	✓			
S	5			5		✓		
G	6		✓	4				
N	7	✓	✓	3				
I	8	✓	✓	2	✓			
K	9		✓	1				



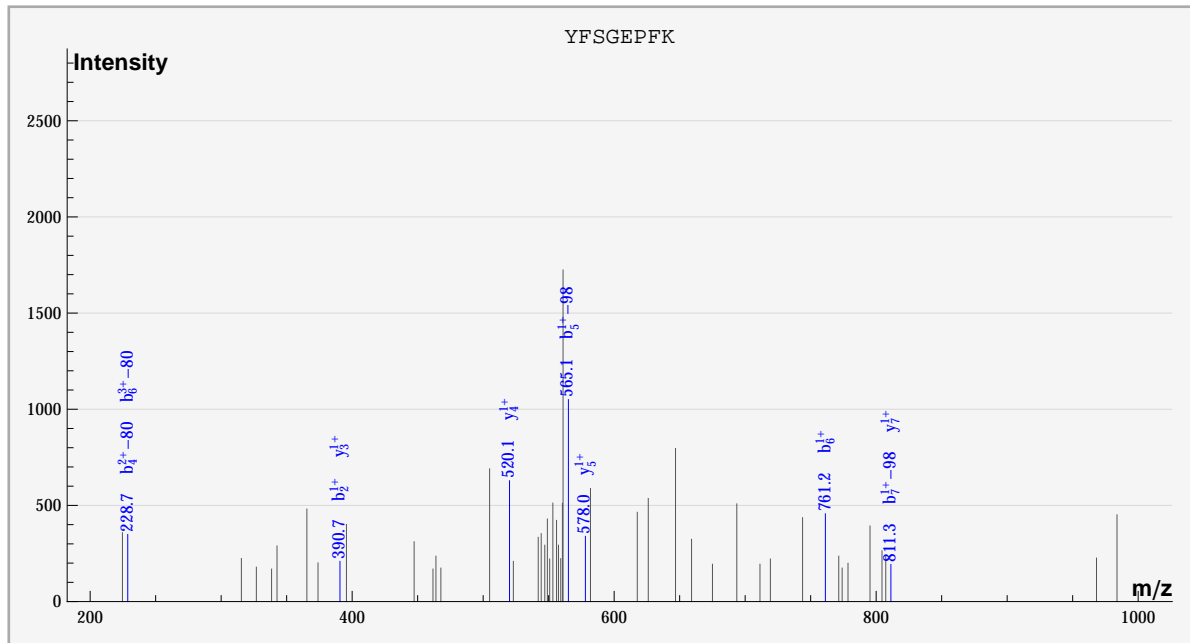
dbValid true RVELSTIR PHOS(1) 2. 529. -1.72376 5.51364 100. ? 2112.
 S_Acido_new%gi|68567745|gb|AAY80674.1| RVELSTIR%:::::PHOS:::sample_3%compd_815



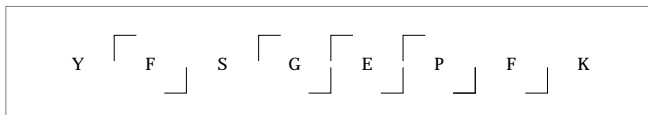
	#	b	b*	#	y	y*	P	P*
R	1							✓
V	2			7				
E	3			6		✓		
L	4	✓		5	✓	✓		
S	5			4	✓	✓		
T	6		✓	3	✓			
I	7	✓		2	✓			
R	8	✓	✓	1				



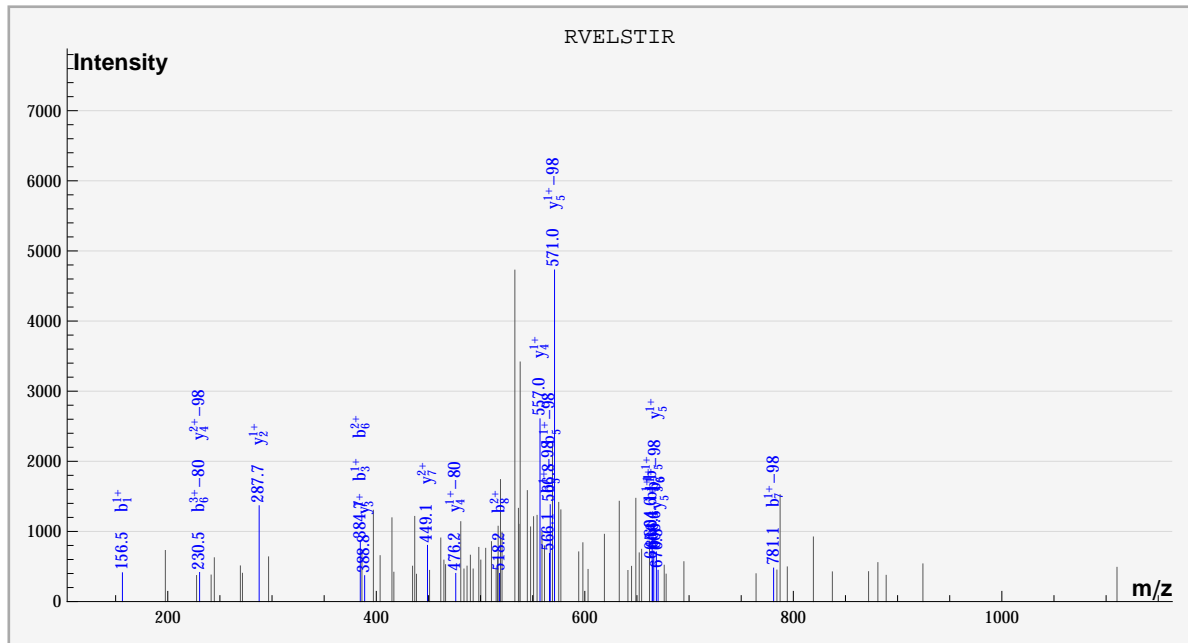
dbValid true YFSGEPFK PHOS(1) 2. 529. -1.28231 4.95349 100. ? 2136.
 S_Acido_new%gi|68567511|gb|AAY80440.1| YFSGEPFK%:PHOS:::sample_0%compd_803



	#	b	b*	#	y	y*	P	P*
Y	1							
F	2	✓		7	✓			
S	3			6				
G	4		✓	5	✓			
E	5		✓	4	✓			
P	6	✓	✓	3	✓			
F	7		✓	2				
K	8			1				



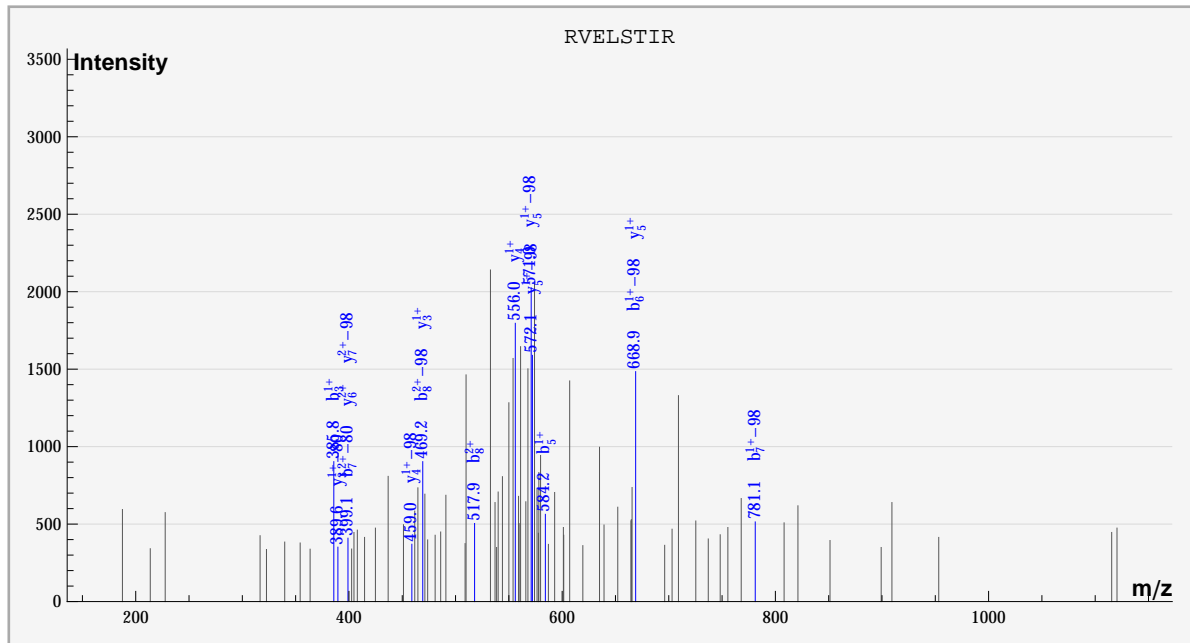
dbValid true RVELSTIR PHOS(1) 2. 529. -1.72376 5.29362 100. ? 2328.
 S_Acido_new%gi|68567745|gb|AAY80674.1| RVELSTIR%::::PHOS::::%sample_3%compd_1014



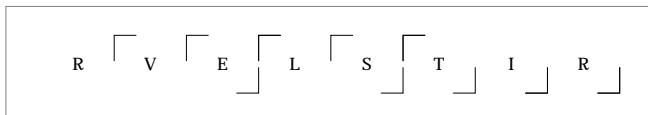
	#	b	b*	#	y	y*	P	P*
R	1	✓						
V	2			7	✓			
E	3	✓		6				
L	4			5	✓	✓		
S	5	✓	✓	4	✓	✓		
T	6	✓	✓	3	✓			
I	7		✓	2	✓			
R	8	✓		1				



dbValid true RVELSTIR PHOS(1) 2. 529. -1.72376 4.94863 100. ? 2814.
 S_Acido_new%gi|68567745|gb|AAY80674.1| RVELSTIR%:::::PHOS:::sample_3%compd_1458

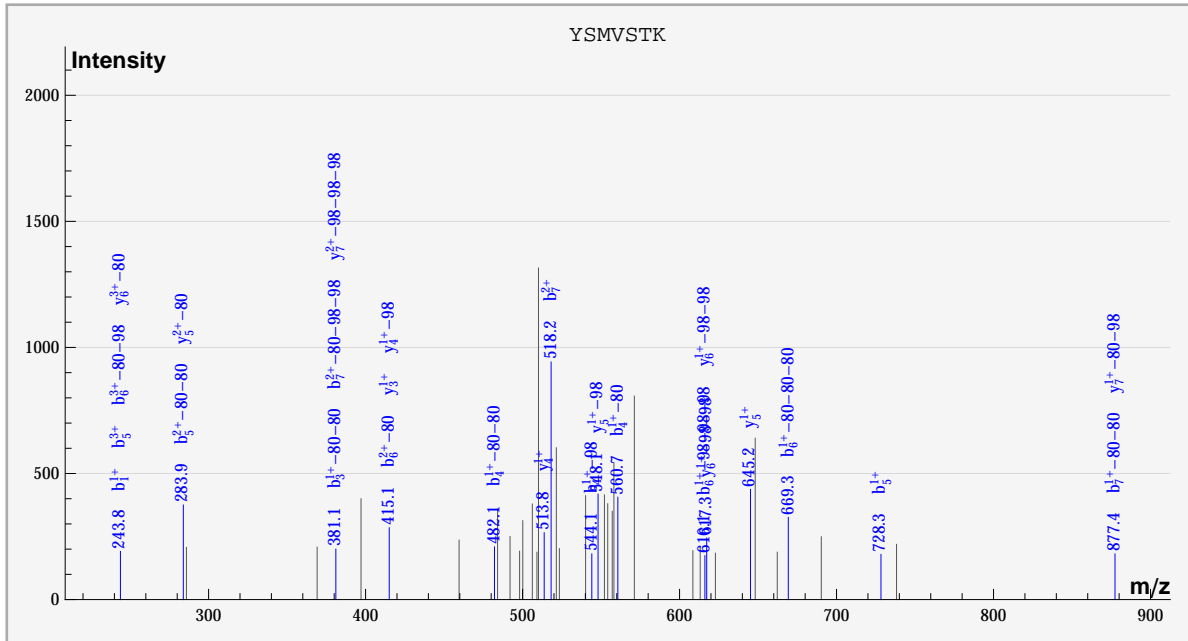


	#	b	b*	#	y	y*	P	P*
R	1							
V	2			7		✓		
E	3	✓		6	✓			
L	4			5	✓	✓		
S	5	✓		4	✓	✓		
T	6		✓	3	✓	✓		
I	7		✓	2				
R	8	✓	✓	1				

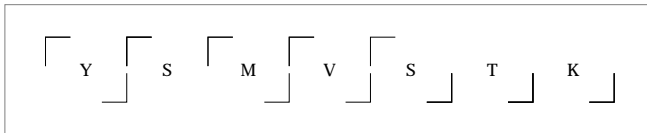


dbValid true YSMVSTK PHOS(3) 2. 529. -0.848518 5.0857 100. ? 2952.

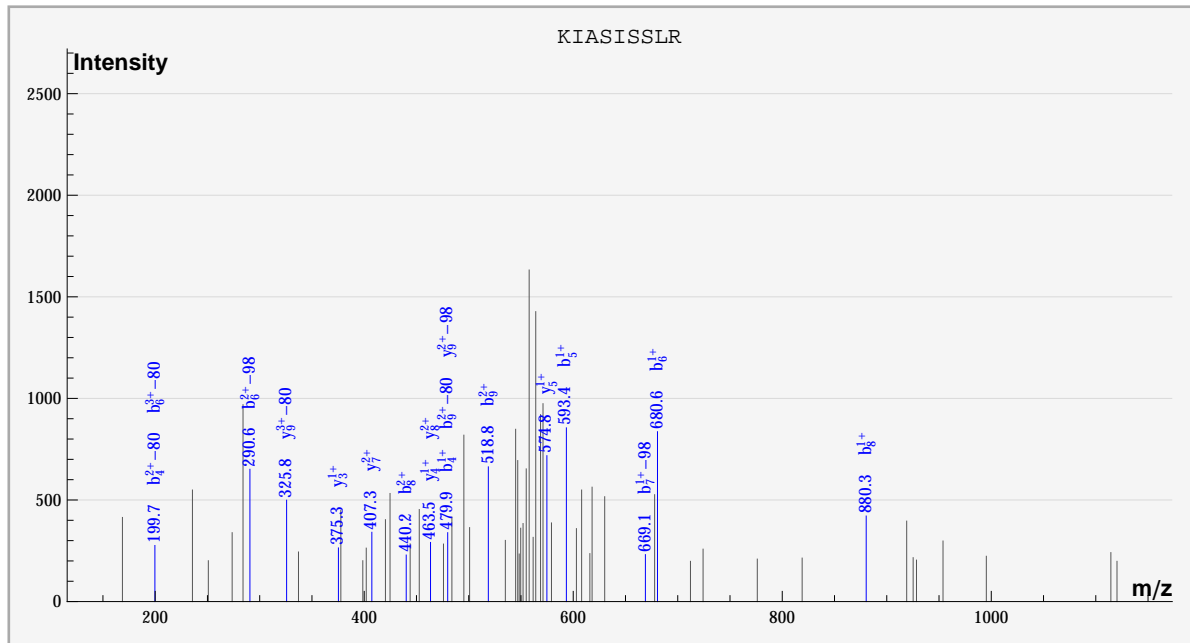
S_Acido_new%gi|68568081|gb|AAy81010.1| YSMVSTK%:PHOS:PHOS:::PHOS::%sample_3%compd_1545



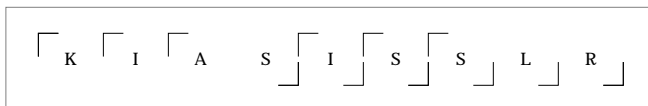
	#	b	b*	#	y	y*	P	P*
Y	1	✓						✓
S	2			6		✓		
M	3		✓	5	✓	✓		
V	4		✓	4	✓	✓		
S	5	✓	✓	3	✓			
T	6		✓	2				
K	7	✓	✓	1				



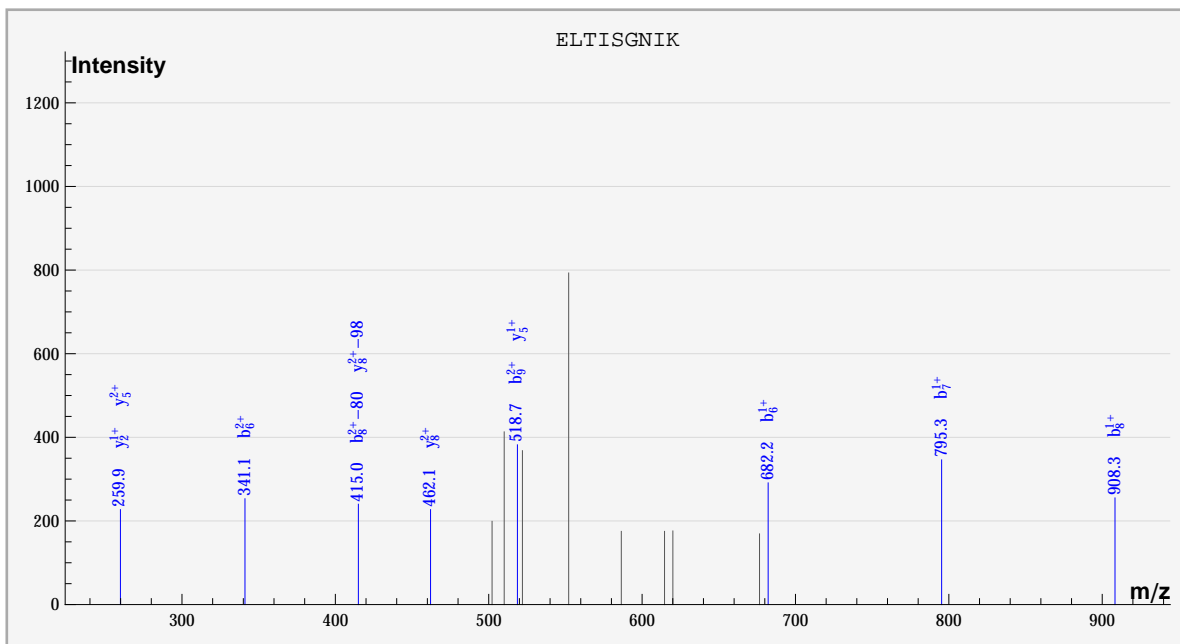
dbValid true KIASISLR PHOS(1) 2. 529. -1.21356 5.12056 100. ? 3042.
 S_Acido_new%gi|68568359|gb|AA81288.1| KIASISLR%:::PHOS:::%sample_3%compd_1668



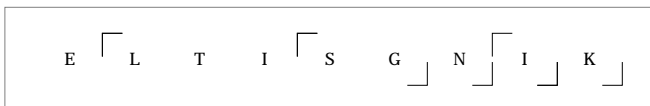
	#	b	b*	#	y	y*	P	P*
K	1							✓
I	2			8	✓			
A	3			7	✓			
S	4	✓	✓	6				
I	5	✓		5	✓			
S	6	✓	✓	4	✓			
S	7		✓	3	✓			
L	8	✓		2				
R	9	✓	✓	1				



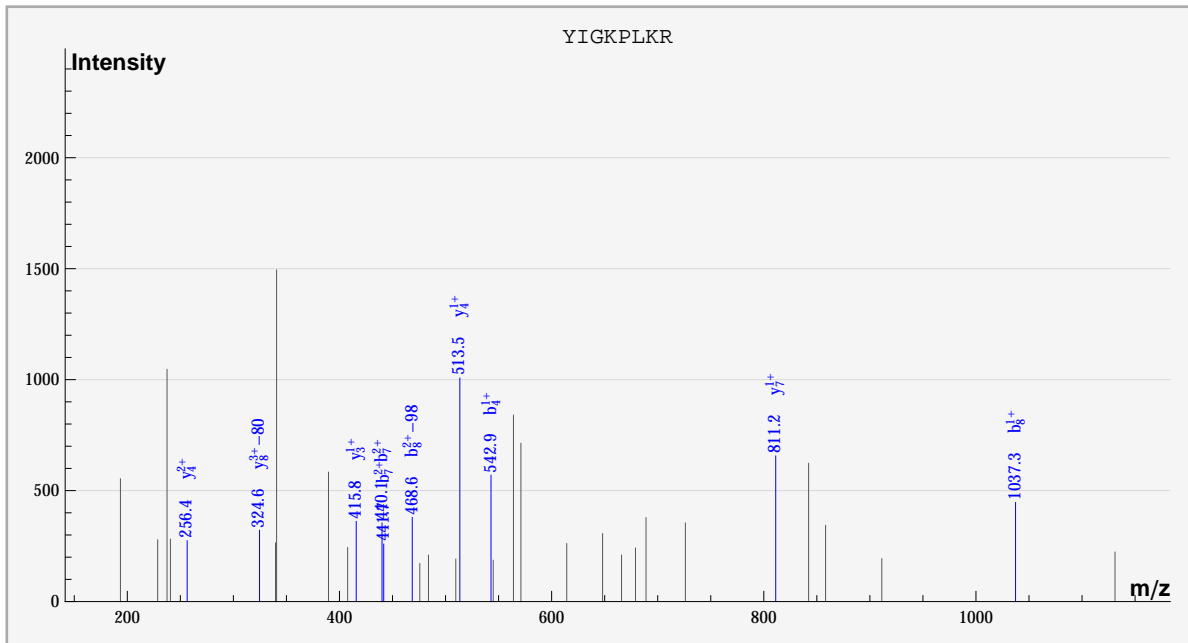
dbValid true ELTISGNIK PHOS(1) 2. 529. -1.23737 4.95398 100. ? 4014.
 S_Acido_new%gil68568021|gb|AAY80950.1| ELTISGNIK%:::PHOS:::sample_3%compd_2432



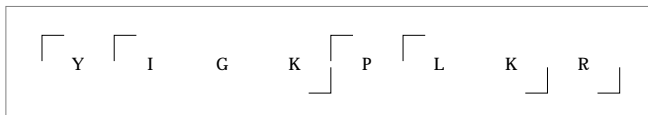
	#	b	b*	#	y	y*	P	P*
E	1							
L	2			8	✓	✓		
T	3			7				
I	4			6				
S	5			5	✓			
G	6	✓		4				
N	7	✓		3				
I	8	✓	✓	2	✓			
K	9	✓		1				



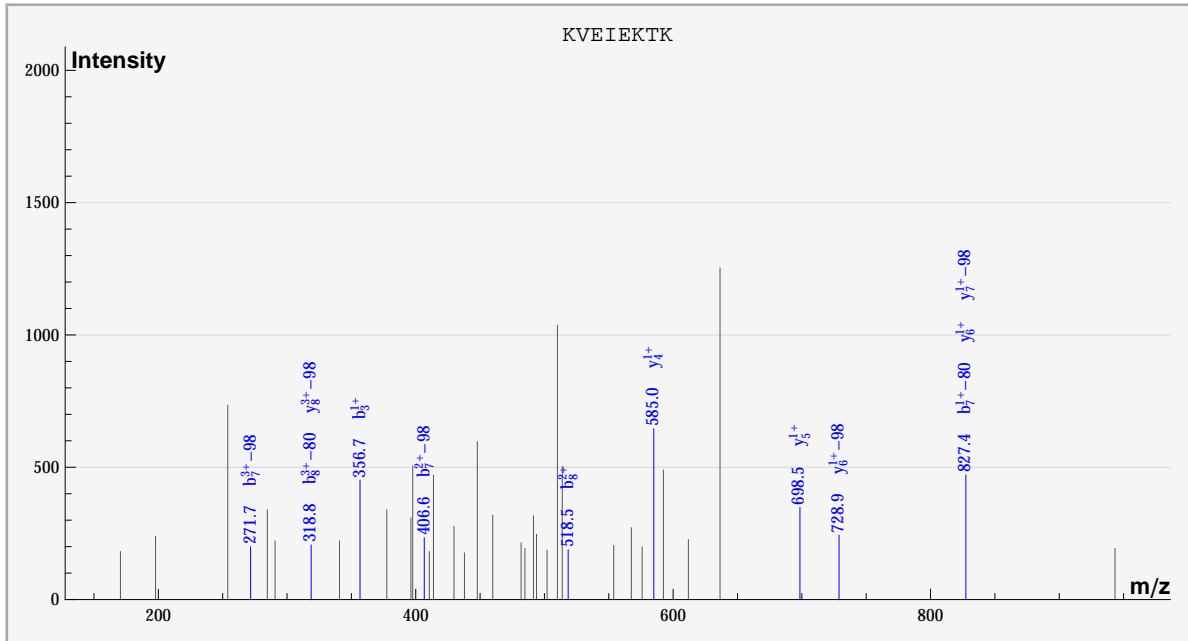
dbValid true YIGKPLKR PHOS(1) 2. 529. -1.20593 5.34476 100. ? 4476.
 S_Acido_new%gi|68568482|gb|AAY81411.1| YIGKPLKR%:PHOS:::sample_3%cmpd_2980



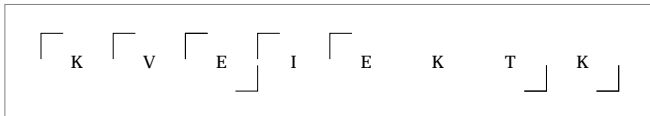
	#	b	b*	#	y	y*	P	P*
Y	1							✓
I	2			7	✓			
G	3			6				
K	4	✓		5				
P	5			4	✓			
L	6			3	✓			
K	7	✓		2				
R	8	✓	✓	1				



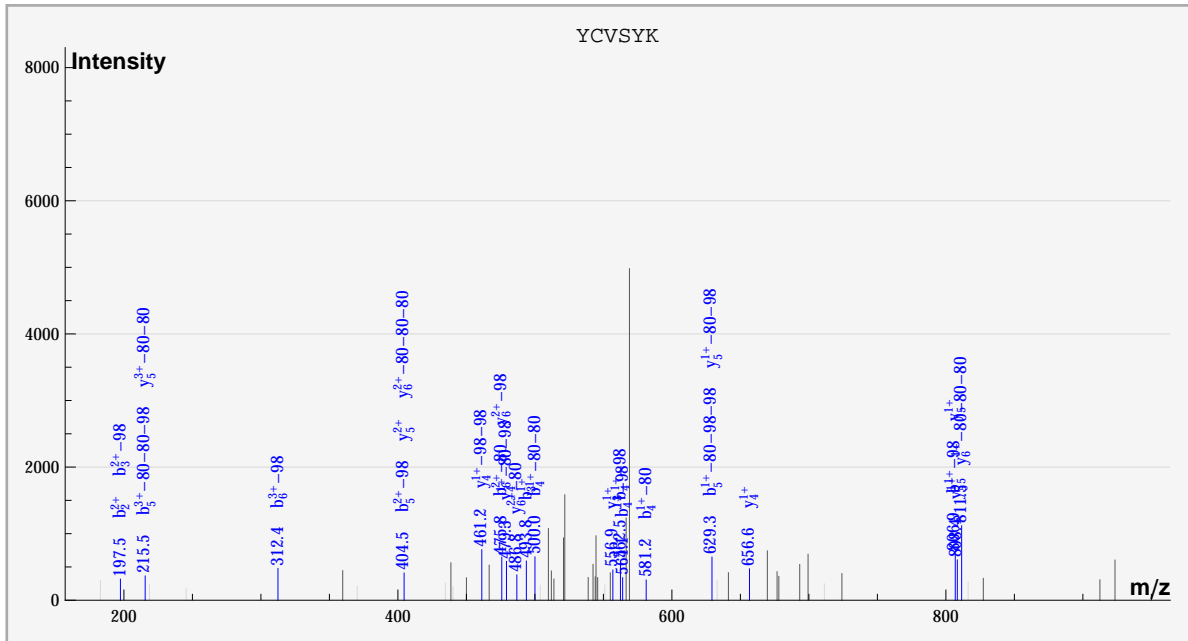
dbValid true KVEIEKTK PHOS(1) 2. 529. -1.21918 5.10766 100. ? 4632.
 S_Acido_new%gi|68567083|gb|AAY80012.1| KVEIEKTK%::::::PHOS::%sample_3%cmpd_3123



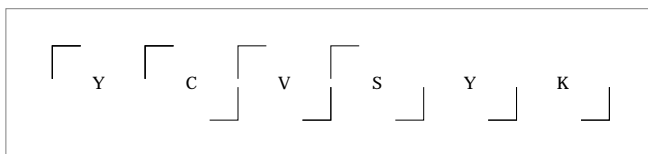
	#	b	b*	#	y	y*	P	P*
K	1							✓
V	2			7		✓		
E	3	✓		6	✓	✓		
I	4			5	✓			
E	5			4	✓			
K	6			3				
T	7		✓	2				
K	8	✓	✓	1				



dbValid true YCVSYK Cys_CAM(1),PHOS(3) 2. 530. 0.138372 5.33239 100. ? 2184.
 S_Acido_new%gil68567890|gb|AAy80819.1| YCVSYK%:PHOS:Cys_CAM::PHOS:PHOS::%sample_3%cmpd_838

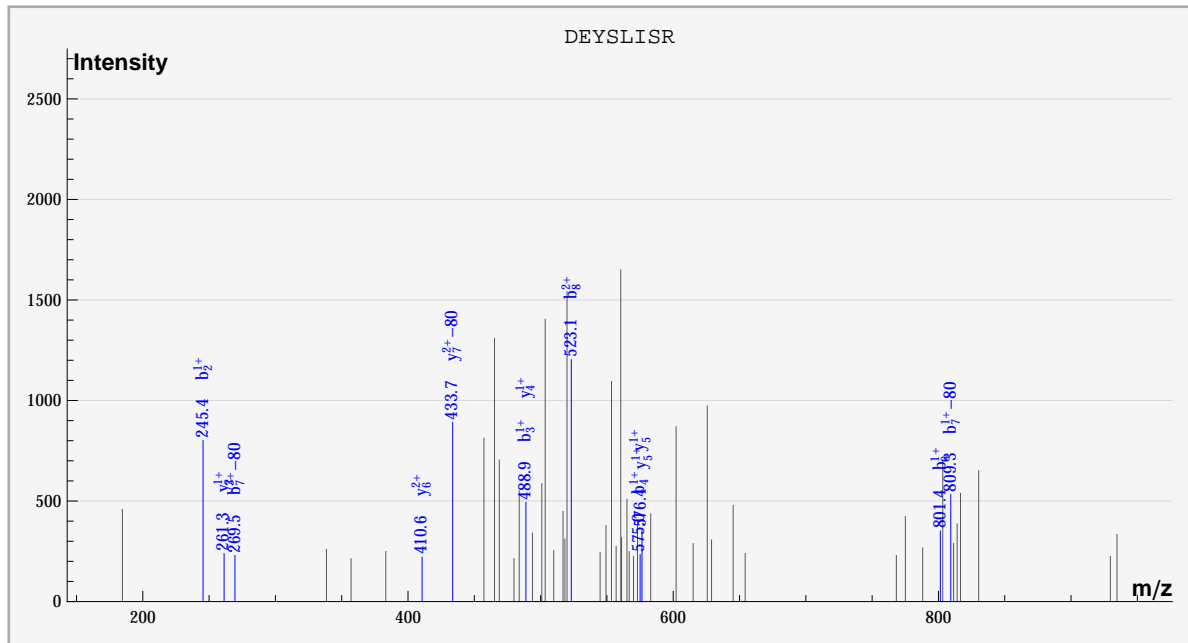


	#	b	b*	#	y	y*	P	P*
Y	1							✓
C	2	✓		5	✓	✓		
V	3	✓	✓	4	✓	✓		
S	4		✓	3	✓			
Y	5		✓	2				
K	6		✓	1				

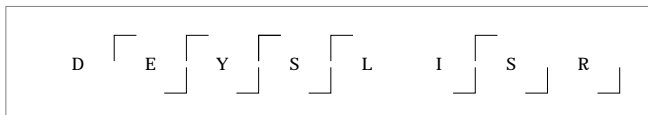


dbValid true DEYSLISR PHOS(1) 2. 531. 0.728792 5.60021 100. ? 1704.

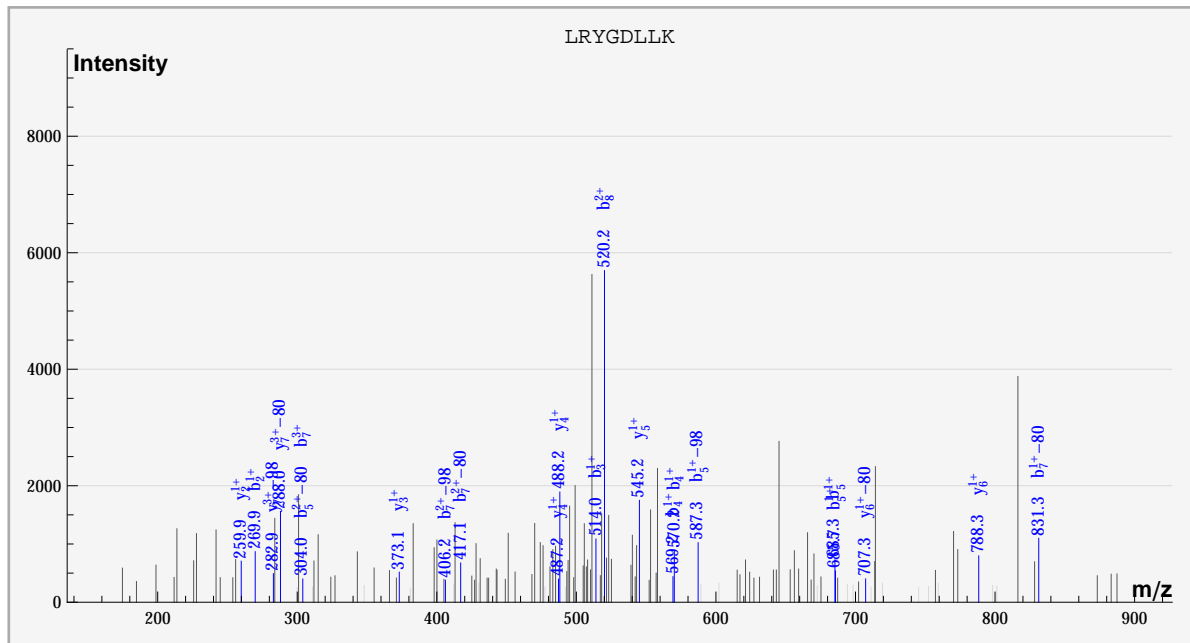
S_Acido_new%gi|68568021|gb|AAY80950.1| DEYSLISR%:::PHOS:::sample_3%compd_425



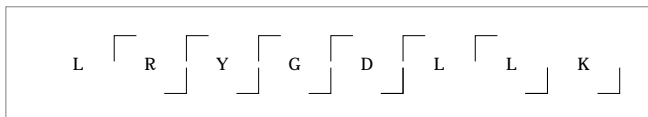
	#	b	b*	#	y	y*	P	P*
D	1							
E	2	✓		7		✓		
Y	3	✓		6	✓			
S	4	✓		5	✓			
L	5			4	✓			
I	6	✓		3				
S	7		✓	2	✓			
R	8	✓		1				



dbValid true LRYGDLK PHOS(1) 2. 531. -1.72429 4.95359 100. ? 1896.
 S_Acido_new%gi68568355|gb|AAY81284.1| LRYGDLK%:::PHOS:::sample_0%cmpd_601

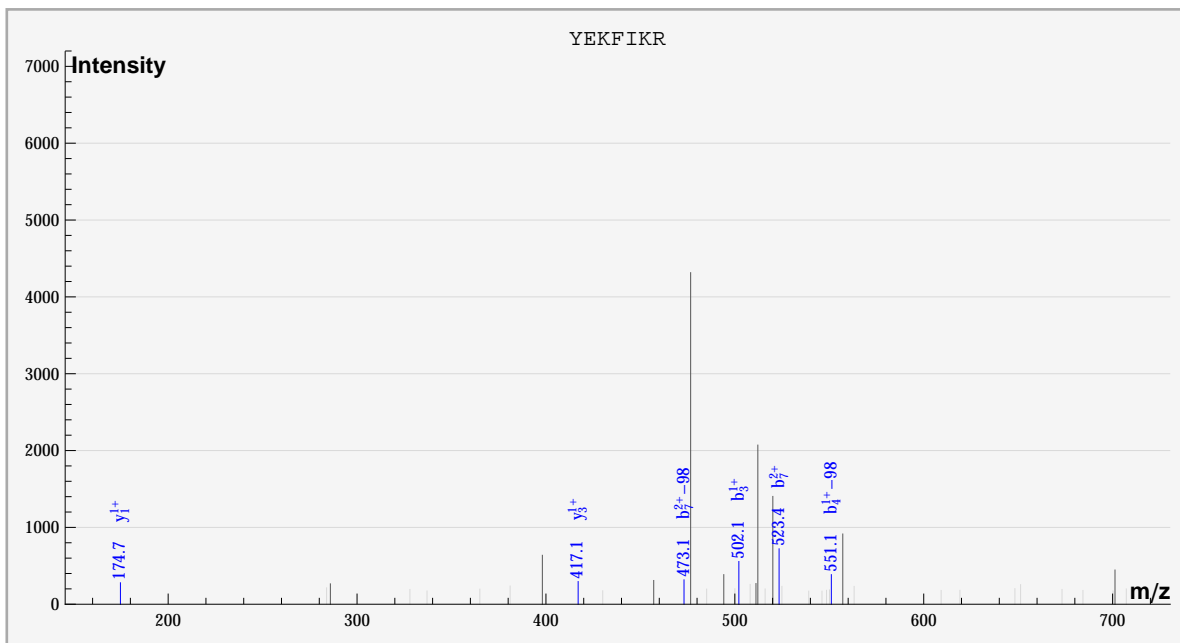


	#	b	b*	#	y	y*	P	P*
L	1							
R	2	✓		7		✓		
Y	3	✓		6	✓	✓		
G	4	✓		5	✓			
D	5	✓	✓	4	✓			
L	6			3	✓			
L	7	✓	✓	2	✓			
K	8	✓		1				

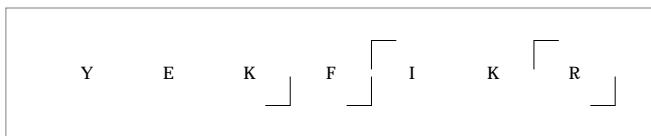


dbValid true YEKFIKR PHOS(1) 2. 531. 1.27043 5.11646 100. ? 2724.

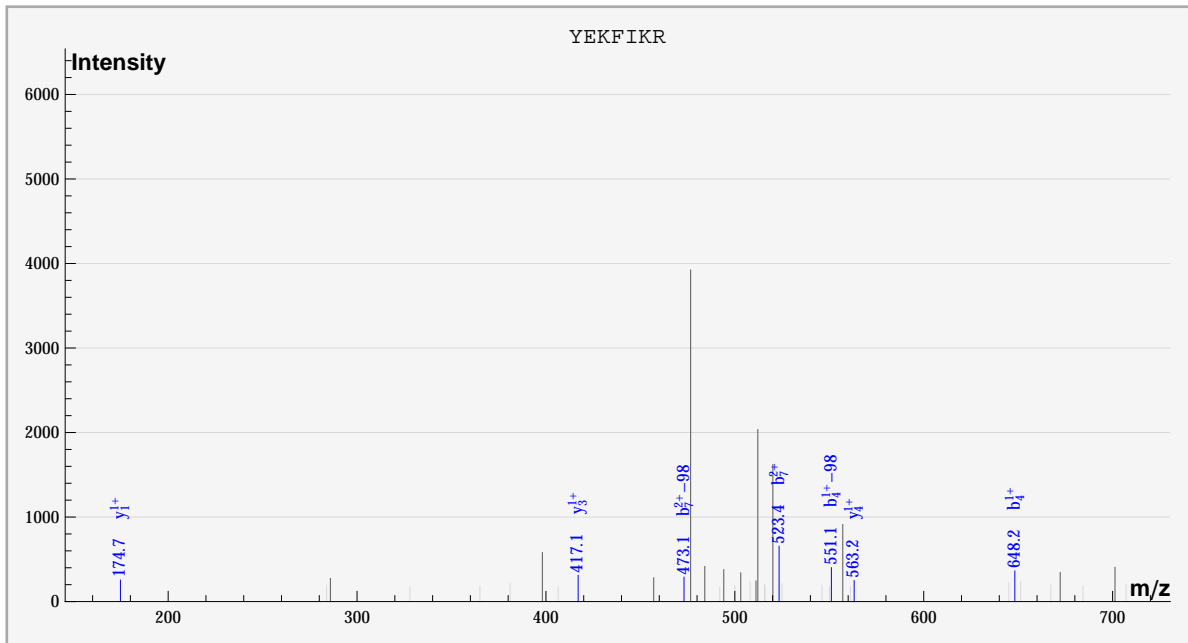
S_Acido_new%gi|68566711|gb|AAY79640.1| YEKFIKR%:PHOS::::::%sample_0%compd_1332



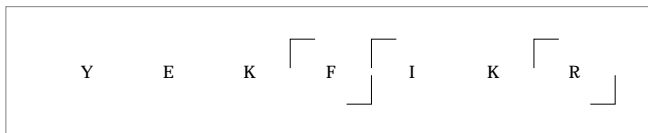
	#	b	b*	#	y	y*	P	P*
Y	1							
E	2			6				
K	3	✓		5				
F	4		✓	4				
I	5			3	✓			
K	6			2				
R	7	✓	✓	1	✓			



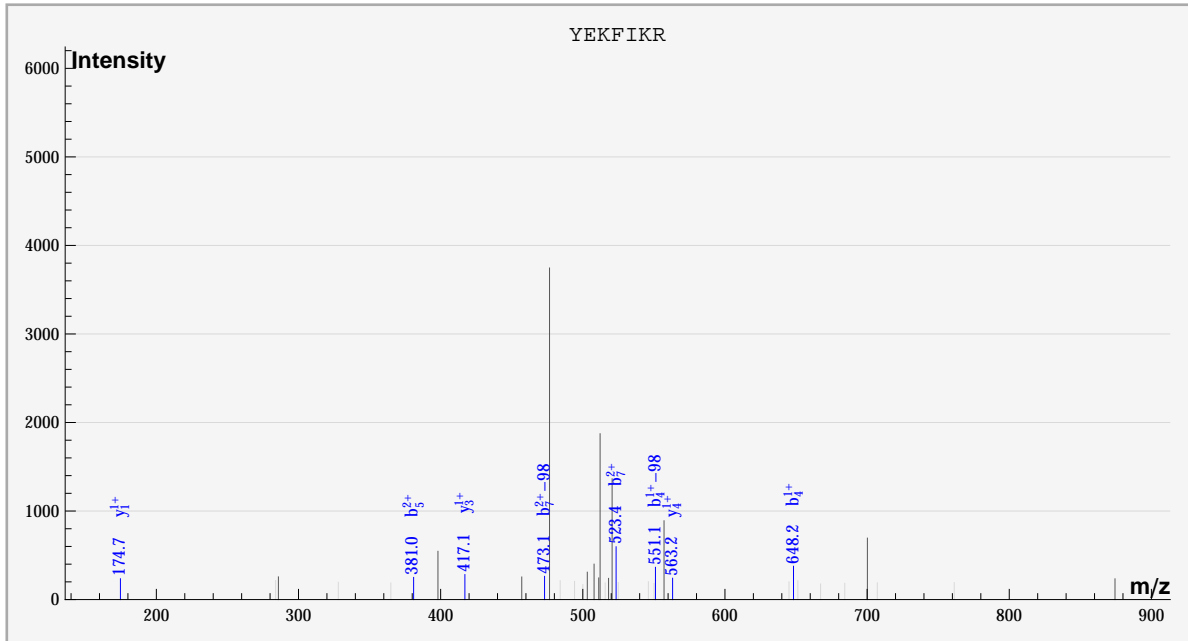
dbValid true YEKFIKR PHOS(1) 2. 531. 1.27043 5.0474 100. ? 2736.
 S_Acido_new%gi|68566711|gb|AAY79640.1| YEKFIKR%:PHOS::::::%sample_0%compd_1343



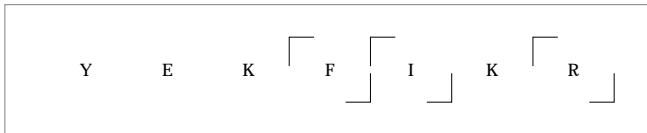
	#	b	b*	#	y	y*	P	P*
Y	1							
E	2			6				
K	3			5				
F	4	✓	✓	4	✓			
I	5			3	✓			
K	6			2				
R	7	✓	✓	1	✓			



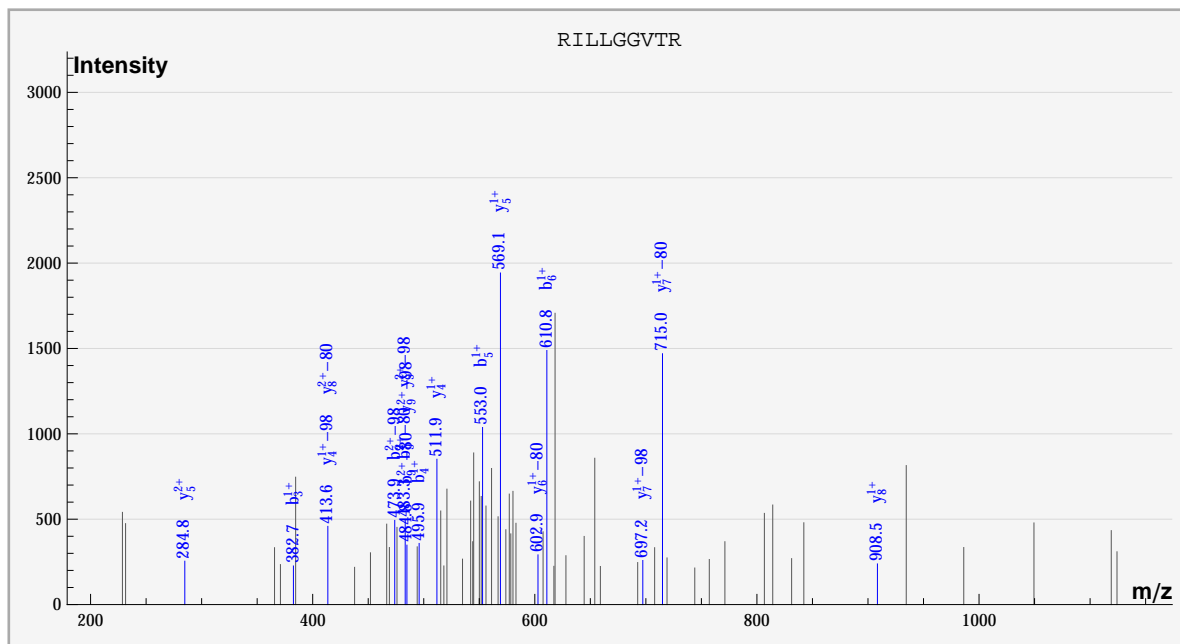
dbValid true YEKFIKR PHOS(1) 2. 531. 1.27043 5.13919 100. ? 2748.
 S_Acido_new%gi|68566711|gb|AAY79640.1| YEKFIKR%:PHOS::::::%sample_0%compd_1353



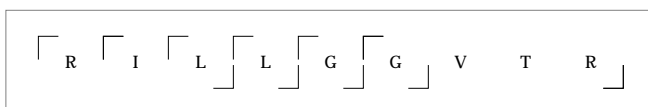
	#	b	b*	#	y	y*	P	P*
Y	1							
E	2			6				
K	3			5				
F	4	✓	✓	4	✓			
I	5	✓		3	✓			
K	6			2				
R	7	✓	✓	1	✓			



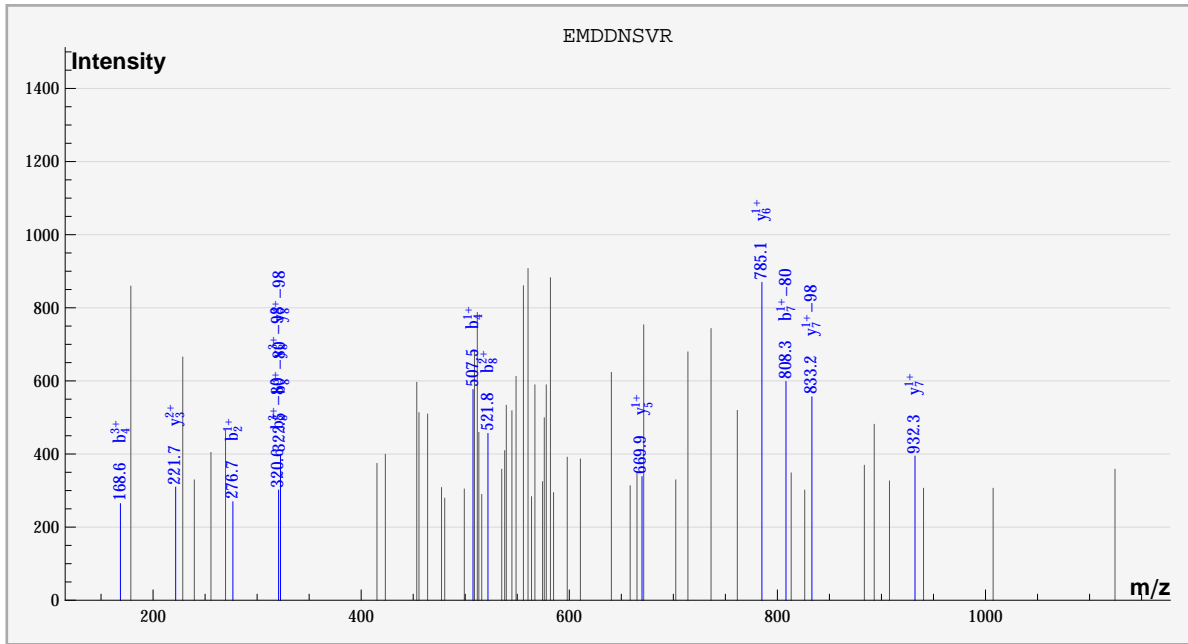
dbValid true RILLGGVTR PHOS(1) 2. 531. 1.80242 5.1065 100. ? 2988.
 S_Acido_new%gi|68567575|gb|AA80504.1| RILLGGVTR%:::PHOS::%sample_2%compd_1612



	#	b	b*	#	y	y*	P	P*
R	1							✓
I	2			8	✓	✓		
L	3	✓		7		✓		
L	4	✓		6		✓		
G	5	✓		5	✓			
G	6	✓		4	✓	✓		
V	7			3				
T	8			2				
R	9		✓	1				



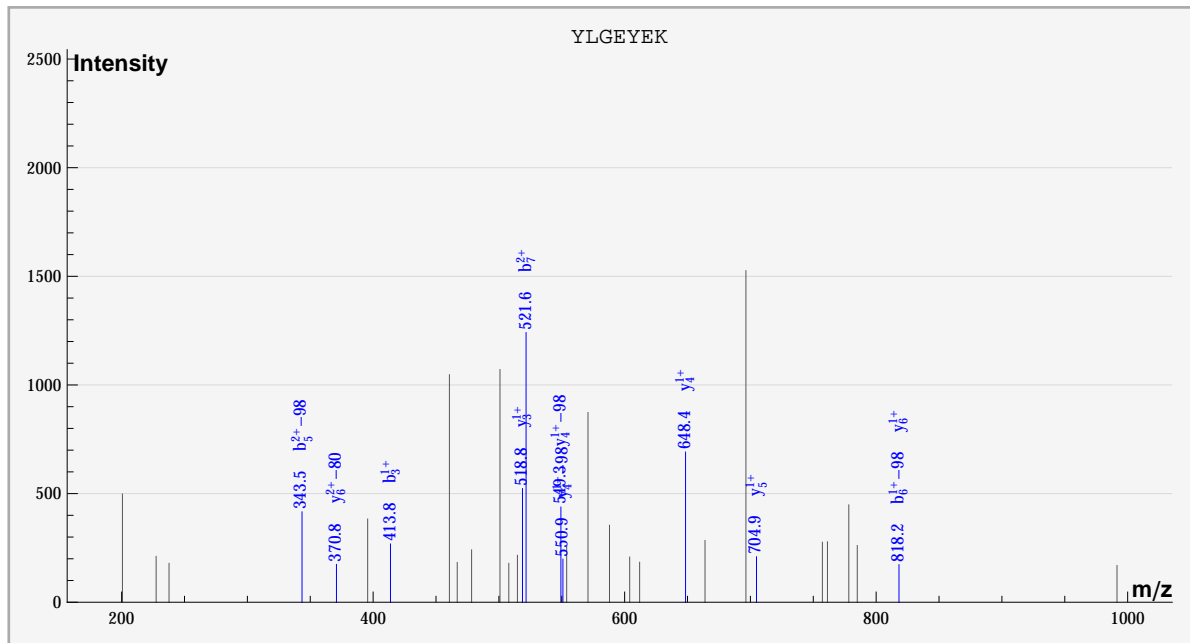
dbValid true EMDDNSVR Oxidation_M(1),PHOS(1) 2. 531. 0.183887 4.918 100. ? 3204.
 S_Acido_new%gil68566820|gb|AAY79749.1| EMDDNSVR%::Oxidation_M:::PHOS:::sample_2%compd_1811



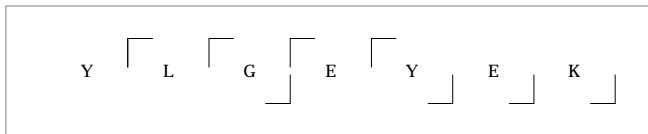
	#	b	b*	#	y	y*	P	P*
E	1							✓
M	2	✓		7	✓	✓		
D	3			6	✓			
D	4	✓		5	✓			
N	5			4				
S	6			3	✓			
V	7		✓	2				
R	8	✓	✓	1				



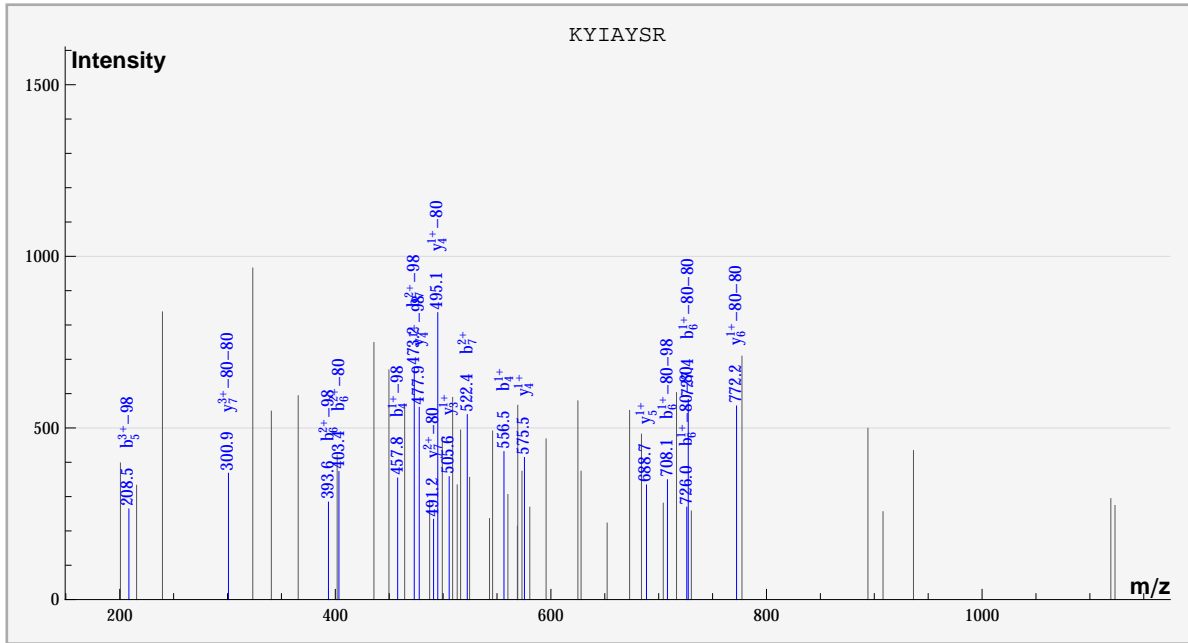
dbValid true YLGEYEK PHOS(2) 2. 532. -0.814973 4.94566 100. ? 1434.
 S_Acido_new%gi|68567156|gb|AA80085.1| YLGEYEK%:PHOS:::PHOS:::%sample_2%compd_191



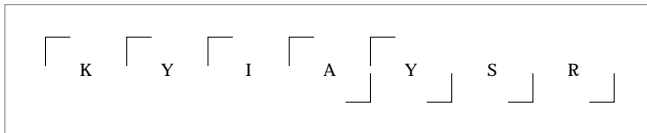
	#	b	b*	#	y	y*	P	P*
Y	1							
L	2			6	✓	✓		
G	3	✓		5	✓			
E	4			4	✓	✓		
Y	5		✓	3	✓			
E	6		✓	2				
K	7	✓		1				



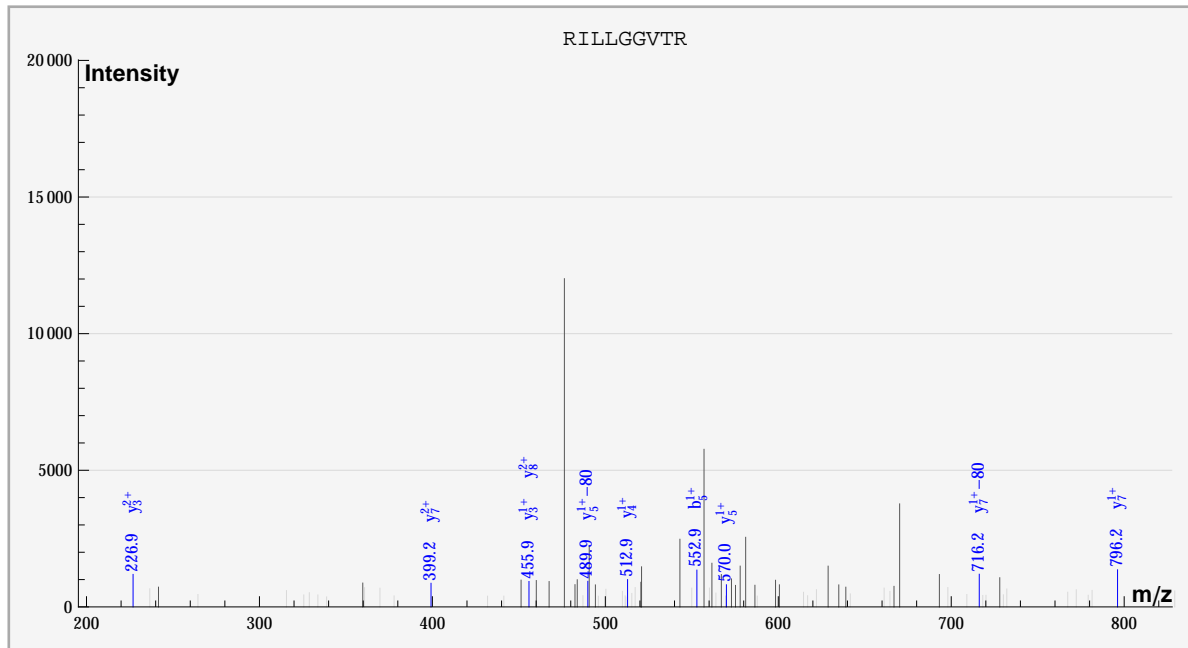
dbValid true KYIAYSR PHOS(2) 2. 532. -1.28317 5.07781 100. ? 1692.
 S_Acido_new%gi|68567334|gb|AA80263.1| KYIAYSR%::PHOS:::PHOS::%sample_2%compd_420



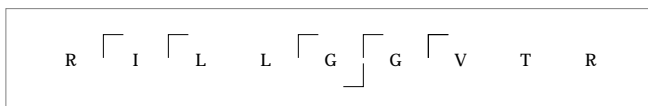
	#	b	b*	#	y	y*	P	P*
K	1							✓
Y	2			6		✓		
I	3			5	✓			
A	4	✓	✓	4	✓	✓		
Y	5		✓	3	✓			
S	6		✓	2				
R	7	✓	✓	1				



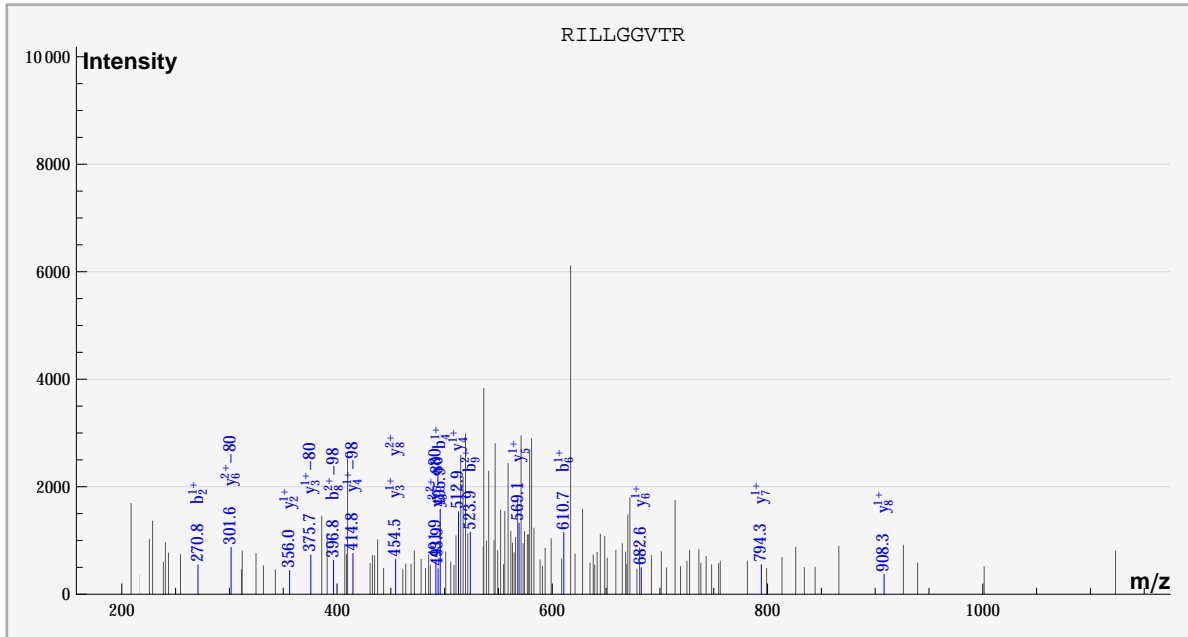
dbValid true RILGGVTR PHOS(1) 2. 532. 0.802422 5.10399 100. ? 2148.
 S_Acido_new%gi|68567575|gb|AAY80504.1| RILGGVTR%:::PHOS::%sample_2%compd_840



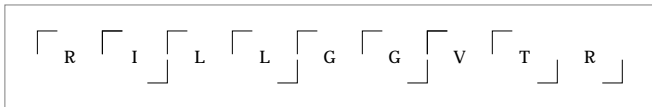
	#	b	b*	#	y	y*	P	P*
R	1							
I	2			8	✓			
L	3			7	✓	✓		
L	4			6				
G	5	✓		5	✓	✓		
G	6			4	✓			
V	7			3	✓			
T	8			2				
R	9			1				



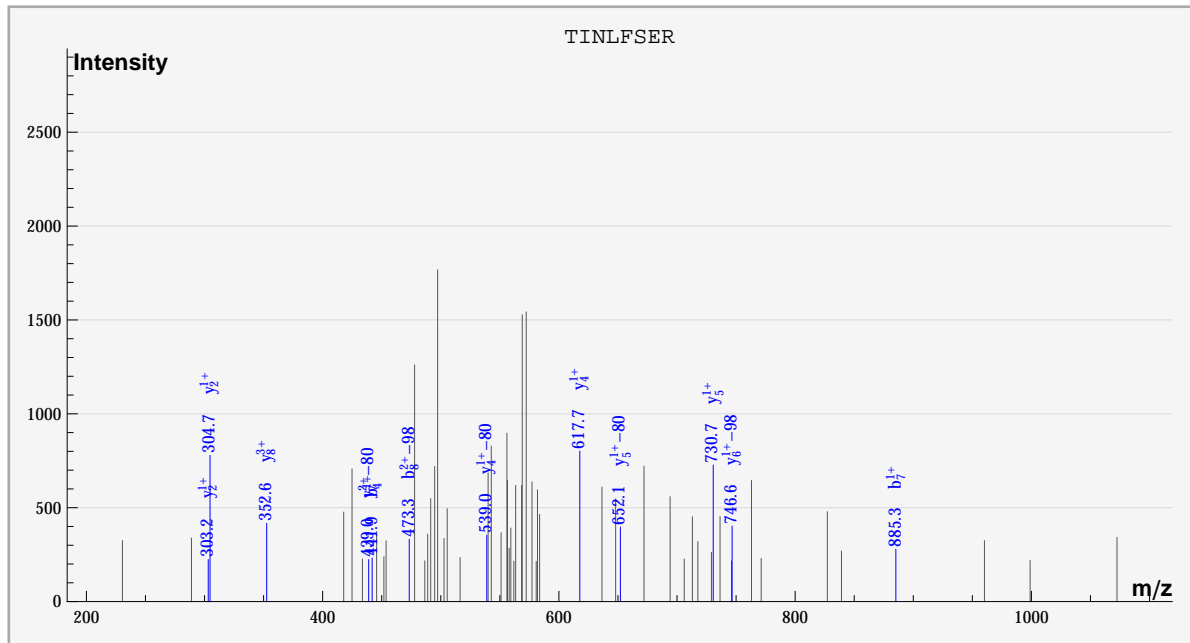
dbValid true RILLGGVTR PHOS(1) 2. 532. 0.802422 5.17635 100. ? 2544.
 S_Acido_new%gi|68567575|gb|AAV80504.1| RILLGGVTR%:::::PHOS::%sample_2%cmpd_1204



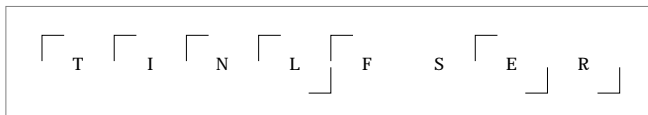
	#	b	b*	#	y	y*	P	P*
R	1							✓
I	2	✓		8	✓			
L	3			7	✓			
L	4	✓		6	✓	✓		
G	5			5	✓			
G	6	✓		4	✓	✓		
V	7			3	✓	✓		
T	8		✓	2	✓			
R	9	✓		1				



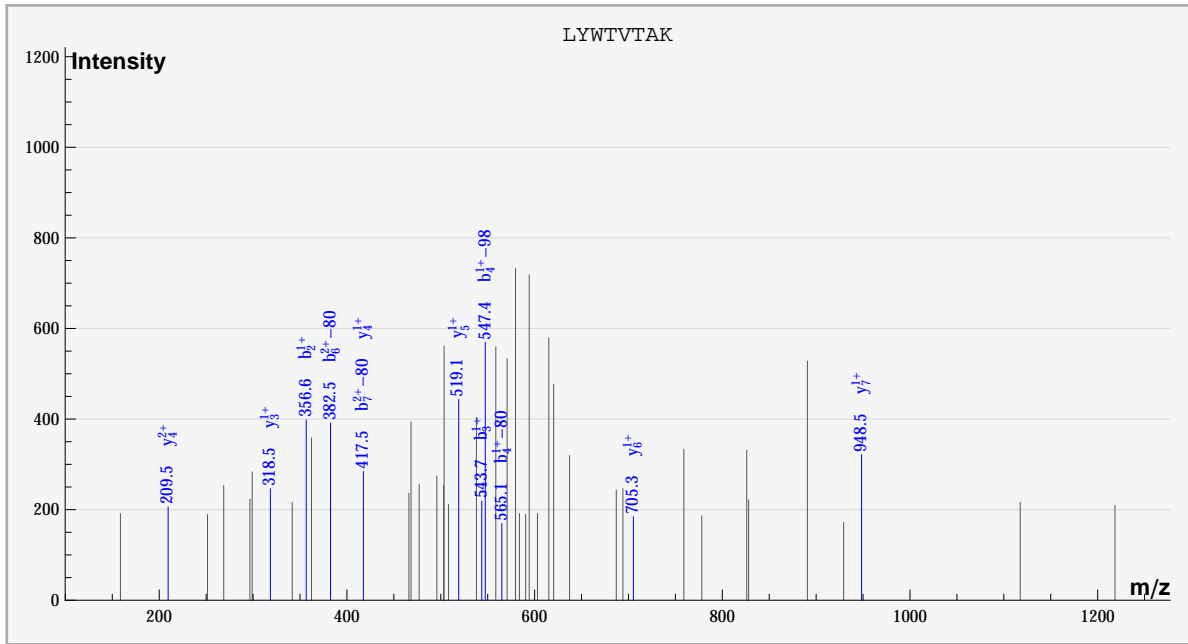
dbValid true TINLFSEER PHOS(1) 2. 532. -1.75285 5.00253 100. ? 3186.
 S_Acido_new%gi|68567753|gb|AAY80682.1| TINLFSEER%:::PHOS:::sample_2%compd_1790



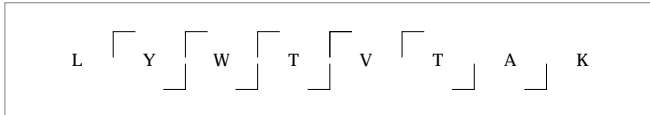
	#	b	b*	#	y	y*	P	P*
T	1							✓
I	2			7		✓		
N	3			6		✓		
L	4	✓		5	✓	✓		
F	5			4	✓	✓		
S	6			3				
E	7	✓		2	✓			
R	8		✓	1				



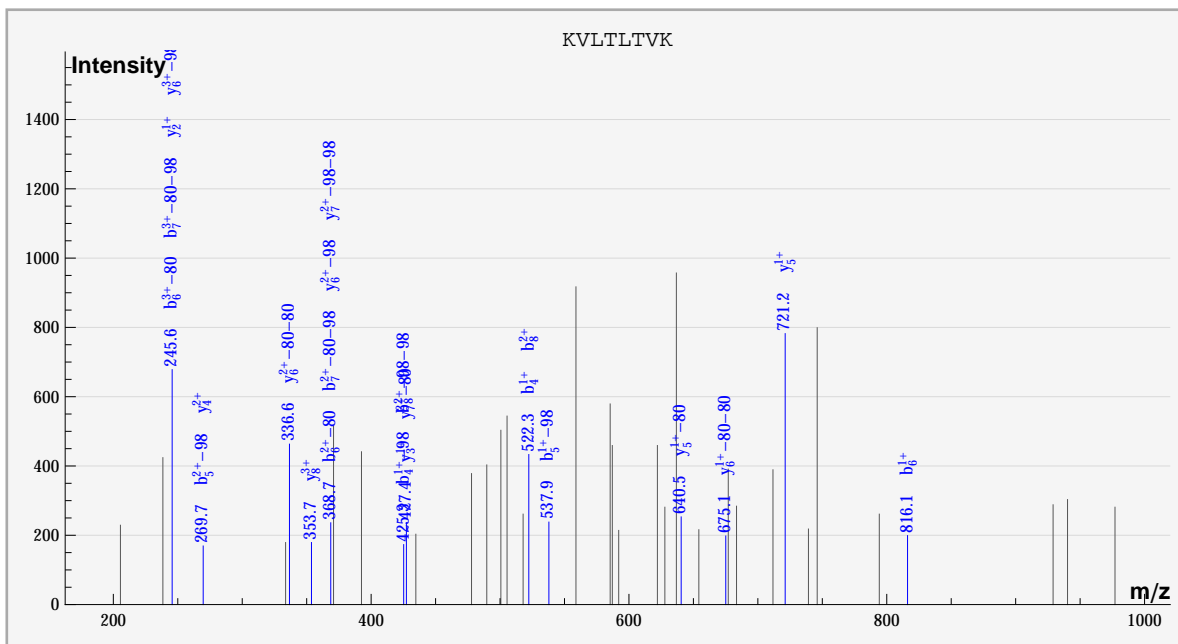
dbValid true LYWTVTAK PHOS(1) 2. 532. -0.743013 5.29602 100. ? 3714.
 S_Acido_new%gi|68566818|gb|AAY79747.1| LYWTVTAK%::PHOS:::sample_2%compd_2278



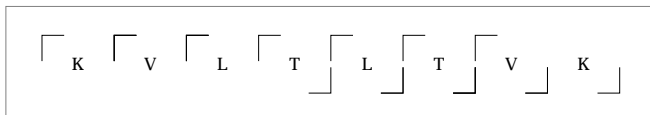
	#	b	b*	#	y	y*	P	P*
L	1							
Y	2	✓		7	✓			
W	3	✓		6	✓			
T	4		✓	5	✓			
V	5			4	✓			
T	6		✓	3	✓			
A	7		✓	2				
K	8			1				



dbValid true KVLTLTVK PHOS(2) 2. 532. -0.726023 4.9064 100. ? 3834.
 S_Acido_new%gi|68568073|gb|AAy81002.1| KVLTLTVK%::::PHOS::PHOS::%sample_2%compd_2388

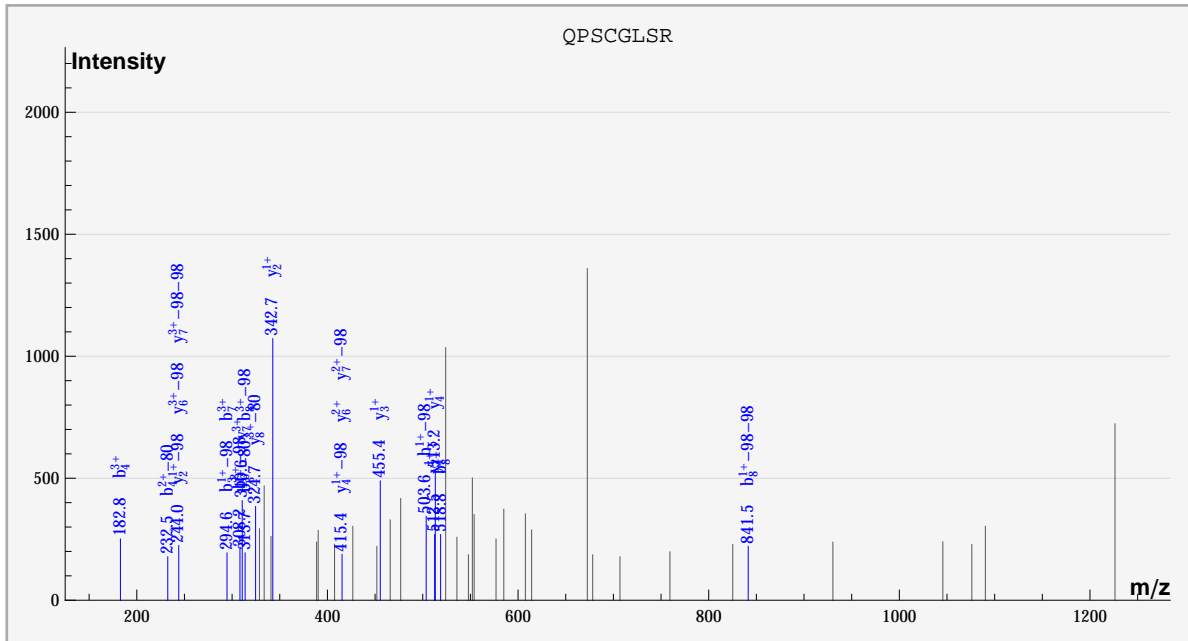


	#	b	b*	#	y	y*	P	P*
K	1							✓
V	2			7		✓		
L	3			6		✓		
T	4	✓	✓	5	✓	✓		
L	5		✓	4	✓			
T	6	✓	✓	3	✓			
V	7		✓	2	✓			
K	8	✓	✓	1				

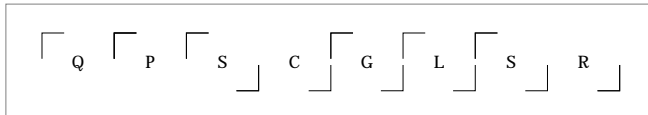


dbValid true QPSCGLSR Cys_CAM(1),PHOS(2) 2. 532. 0.685207 5.11265 100. ? 4458.

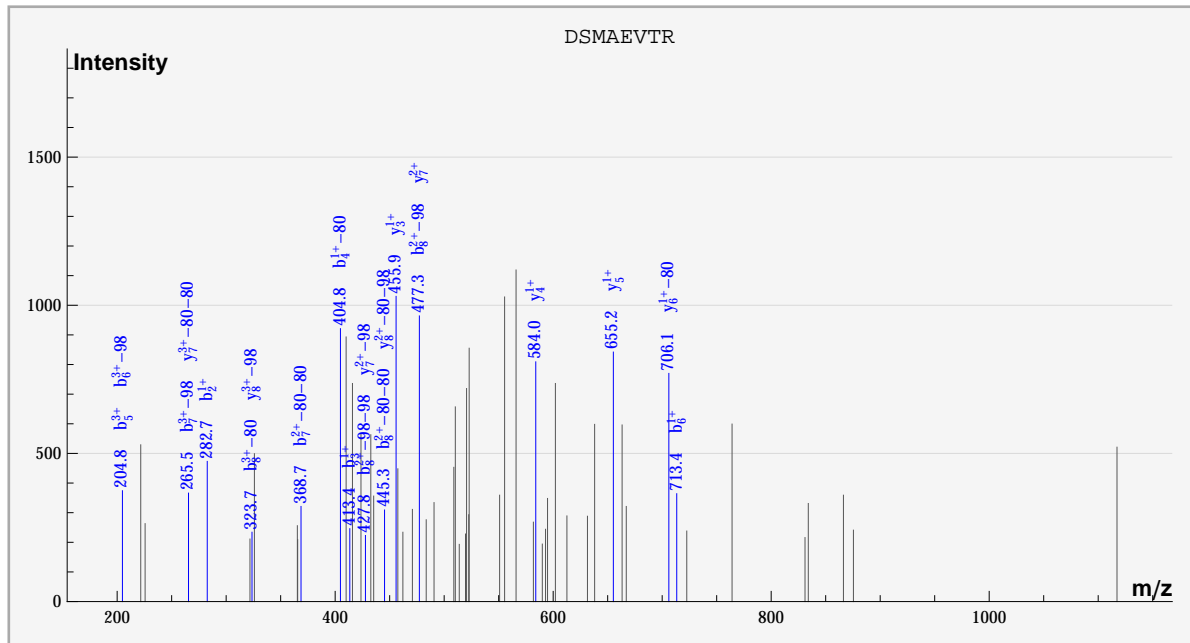
S_Acido_new%gil68566669|gb|AA79598.1| QPSCGLSR%:::PHOS:Cys_CAM:::PHOS::%sample_2%compd_2961



	#	b	b*	#	y	y*	P	P*
Q	1							✓
P	2			7	✓	✓		
S	3		✓	6	✓	✓		
C	4	✓	✓	5				
G	5		✓	4	✓	✓		
L	6		✓	3	✓			
S	7	✓		2	✓	✓		
R	8	✓	✓	1				



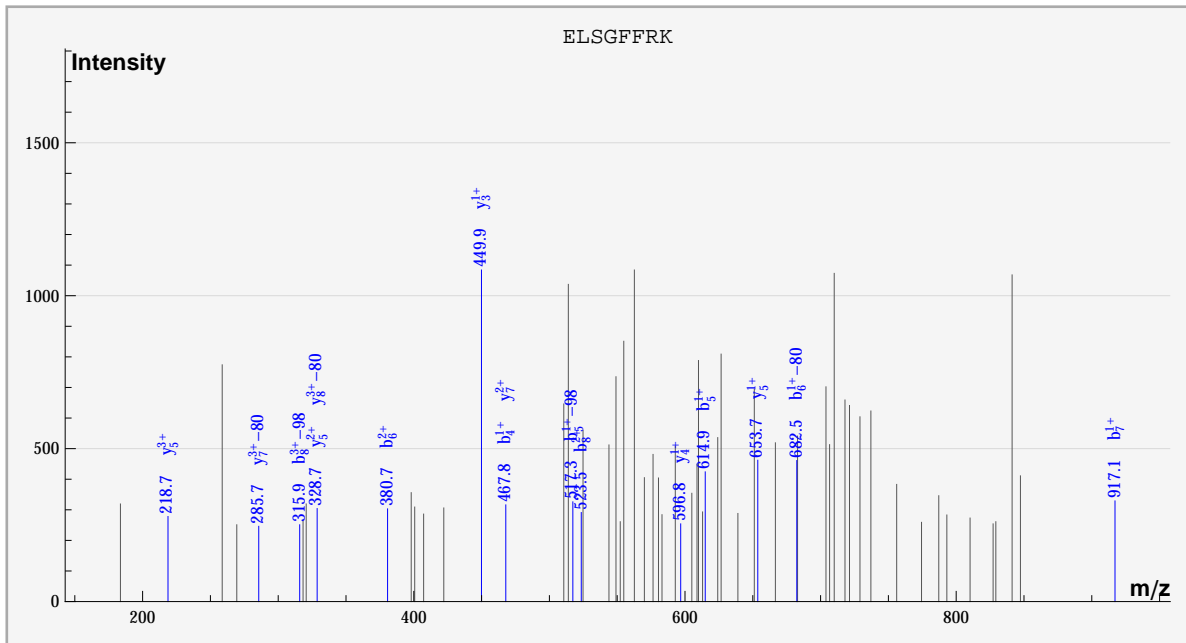
dbValid true DSMAEVTR PHOS(2) 2. 533. 1.67705 5.1394 100. ? 1536.
 S_Acido_new%gi|68568312|gb|AAy81241.1| DSMAEVTR%::PHOS:::PHOS::%sample_2%cmpd_278



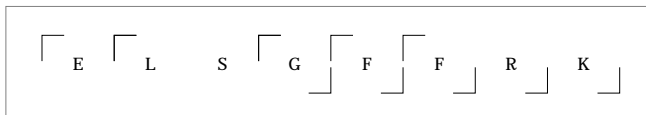
	#	b	b*	#	y	y*	P	P*
D	1							✓
S	2	✓		7	✓	✓		
M	3	✓		6		✓		
A	4		✓	5	✓			
E	5	✓		4	✓			
V	6	✓	✓	3	✓			
T	7		✓	2				
R	8		✓	1				



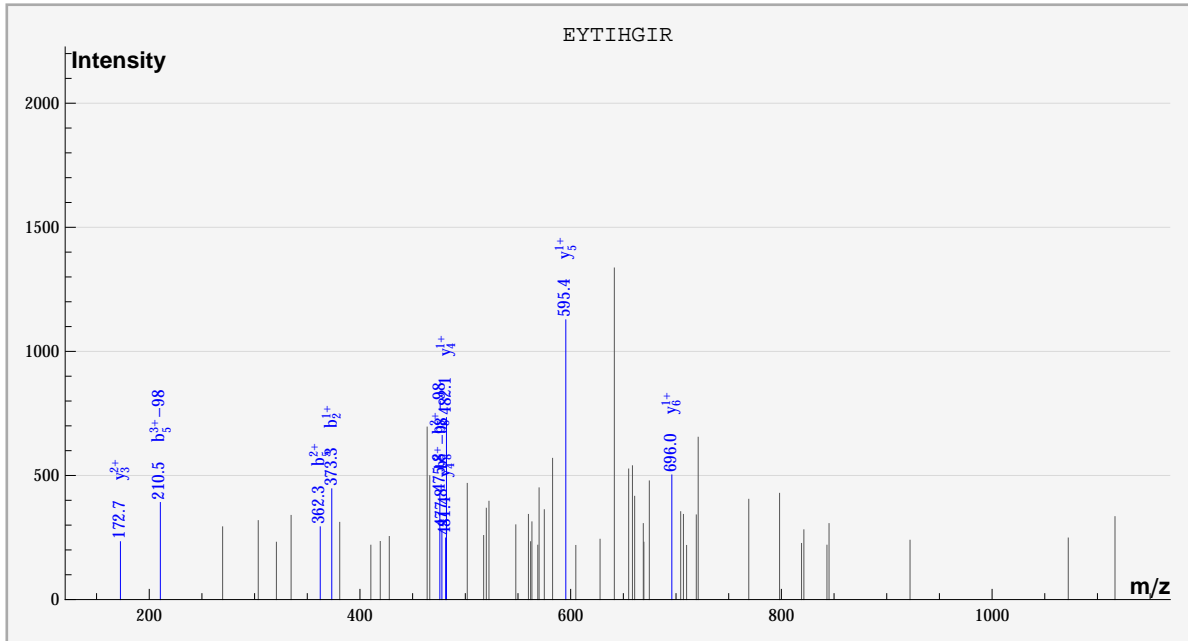
dbValid true ELSGFFRK PHOS(1) 2. 533. -0.747768 4.92068 100. ? 1692.
 S_Acido_new%gi|68566652|gb|AAY79581.1| ELSGFFRK%:::PHOS:::sample_2%compd_421



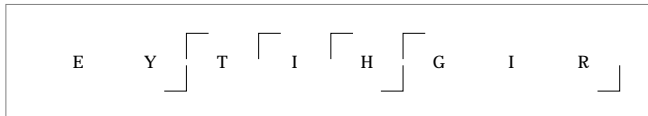
	#	b	b*	#	y	y*	P	P*
E	1							✓
L	2			7	✓	✓		
S	3			6				
G	4	✓		5	✓			
F	5	✓	✓	4	✓			
F	6	✓	✓	3	✓			
R	7	✓		2				
K	8	✓	✓	1				



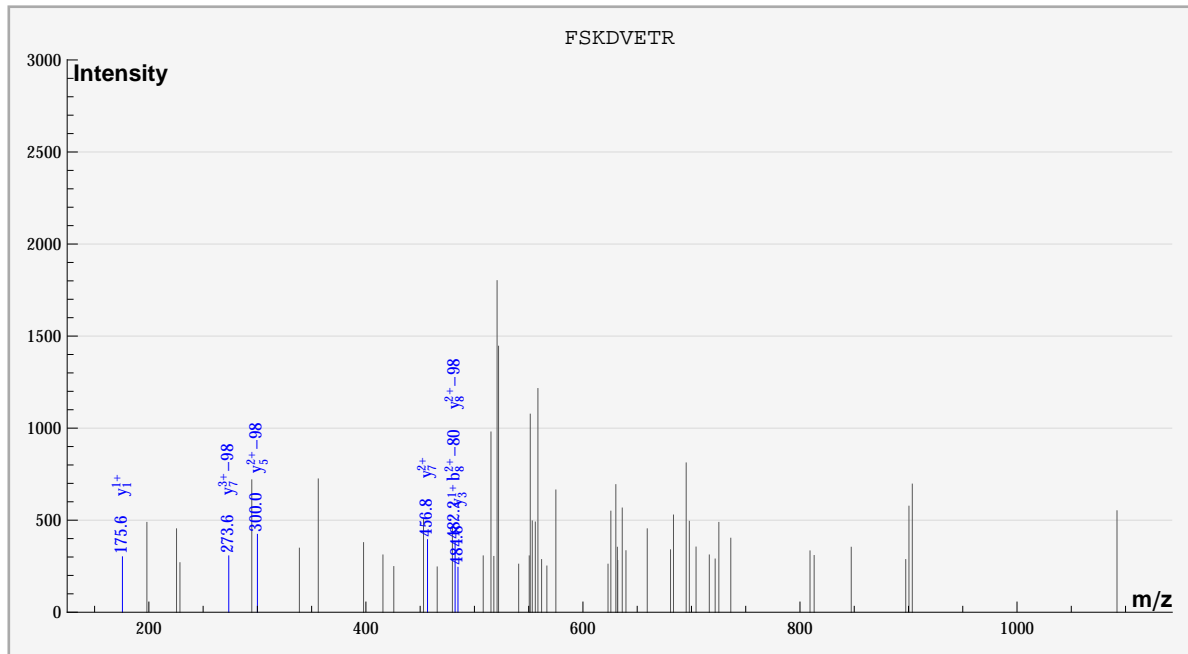
dbValid true EYTIHGIR PHOS(1) 2. 533. 1.74732 4.88535 100. ? 1728.
 S_Acido_new%gi|68568350|gb|AAY81279.1| EYTIHGIR%::PHOS:::sample_2%compd_454



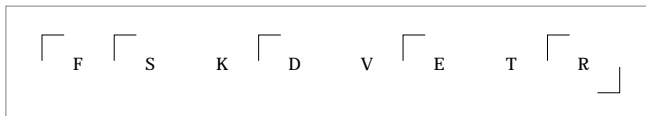
	#	b	b*	#	y	y*	P	P*
E	1							
Y	2	✓		7				
T	3			6	✓			
I	4			5	✓			
H	5	✓	✓	4	✓			
G	6			3	✓			
I	7			2				
R	8		✓	1				



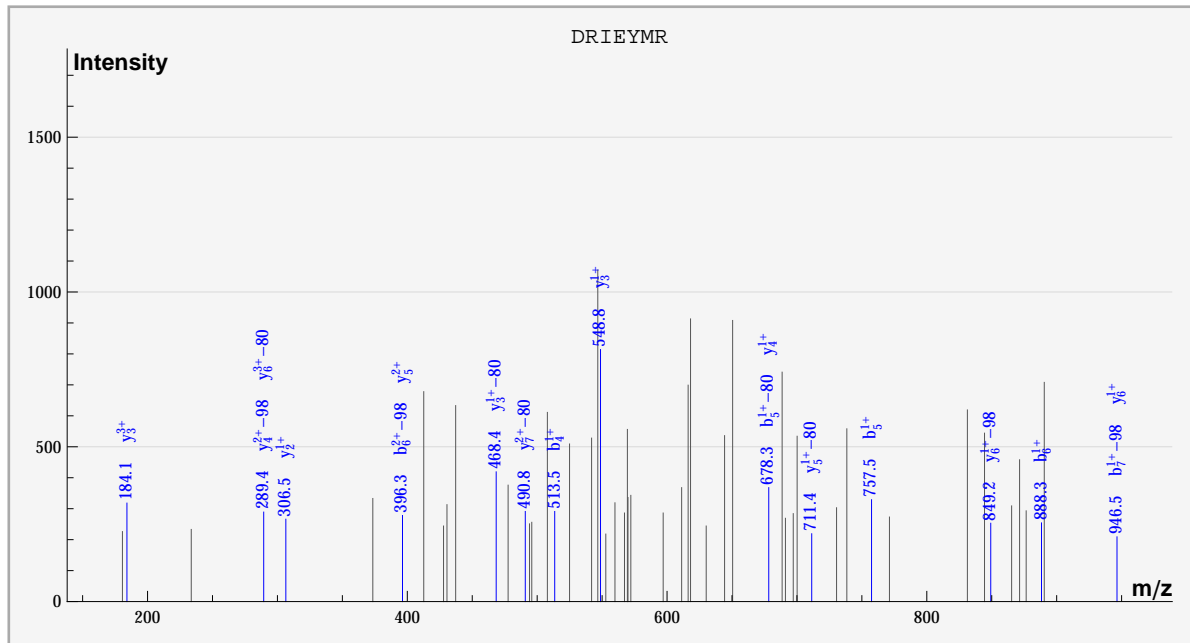
dbValid true FSKDVETR PHOS(1) 2. 533. -1.76322 4.98651 100. ? 1908.
 S_Acido_new%gi|68567791|gb|AAY80720.1| FSKDVETR%::::::PHOS::%sample_3%compd_602



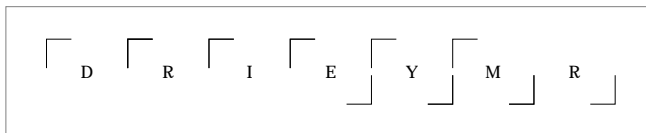
	#	b	b*	#	y	y*	P	P*
F	1							✓
S	2			7	✓	✓		
K	3			6				
D	4			5		✓		
V	5			4				
E	6			3		✓		
T	7			2				
R	8	✓		1		✓		



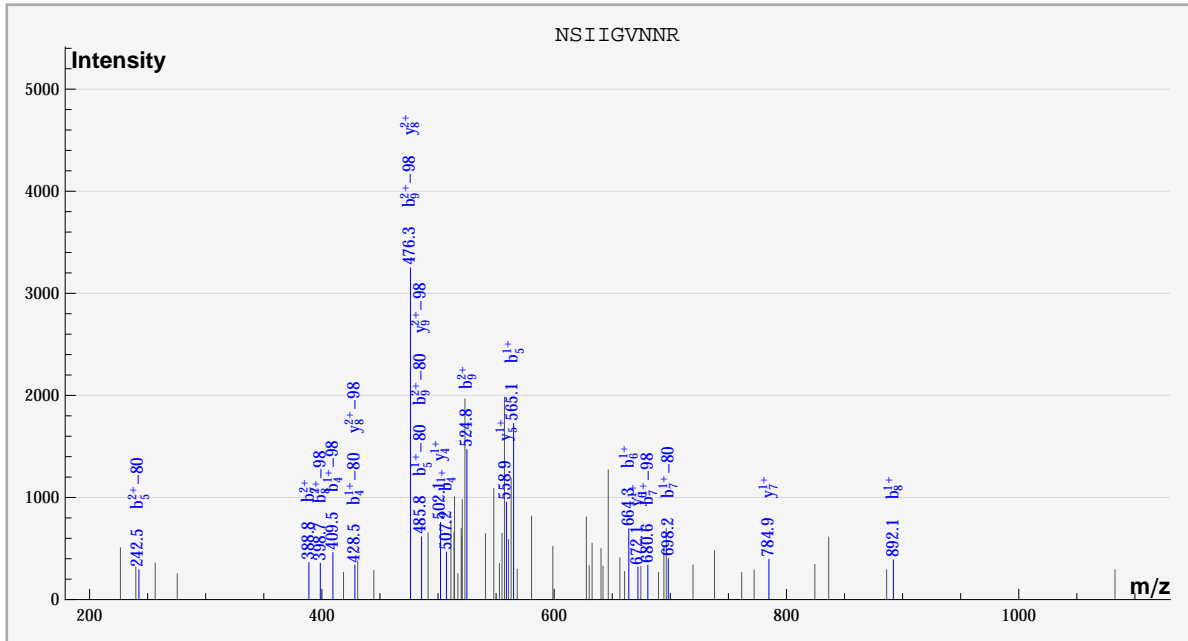
dbValid true DRIEYMR PHOS(1) 2. 533. -1.27447 4.85362 100. ? 1920.
 S_Acido_new%gi|68566842|gb|AAY79771.1| DRIEYMR%::::PHOS:::sample_3%compd_612



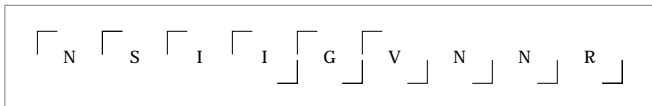
	#	b	b*	#	y	y*	P	P*
D	1							✓
R	2			6	✓	✓		
I	3			5	✓	✓		
E	4	✓		4	✓	✓		
Y	5	✓	✓	3	✓	✓		
M	6	✓	✓	2	✓			
R	7		✓	1				



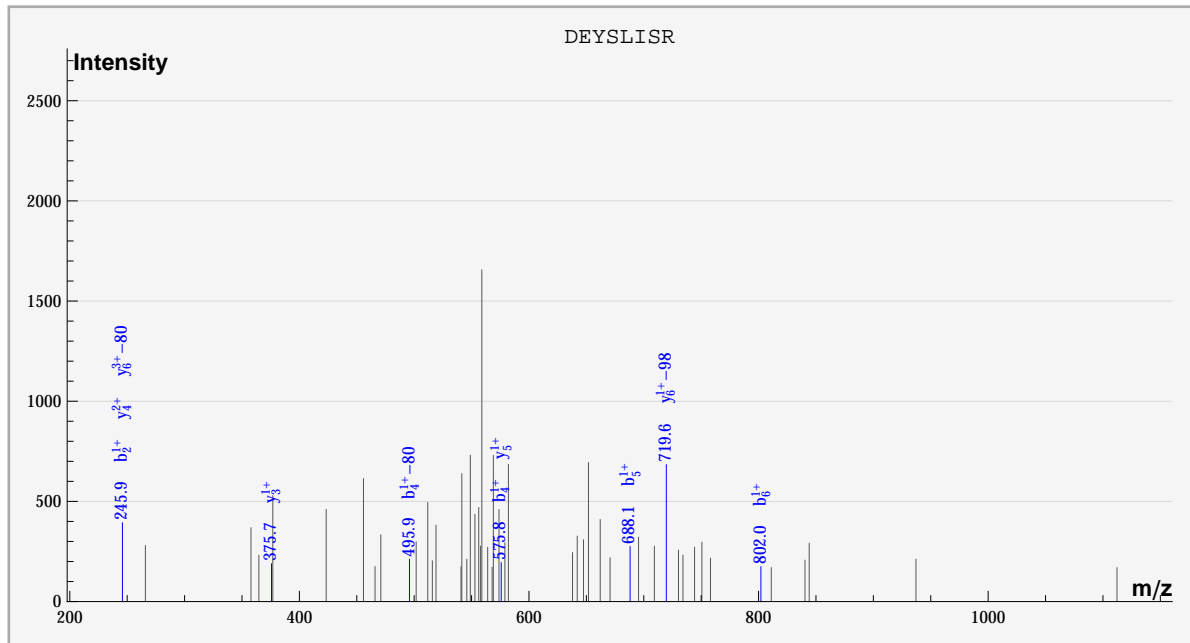
dbValid true NSIIGVNNR PHOS(1) 2. 533. 0.755677 5.09966 100. ? 1980.
 S_Acido_new%gi|68566686|gb|AAY79615.1| NSIIGVNNR%::PHOS:::sample_3%cmpd_663



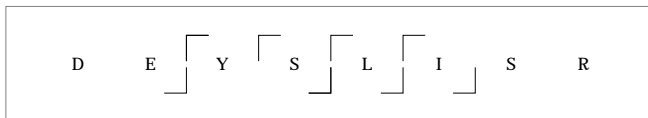
	#	b	b*	#	y	y*	P	P*
N	1							✓
S	2			8	✓	✓		
I	3			7	✓			
I	4	✓	✓	6	✓			
G	5	✓	✓	5	✓			
V	6	✓		4	✓			
N	7	✓	✓	3				
N	8	✓	✓	2				
R	9	✓	✓	1				



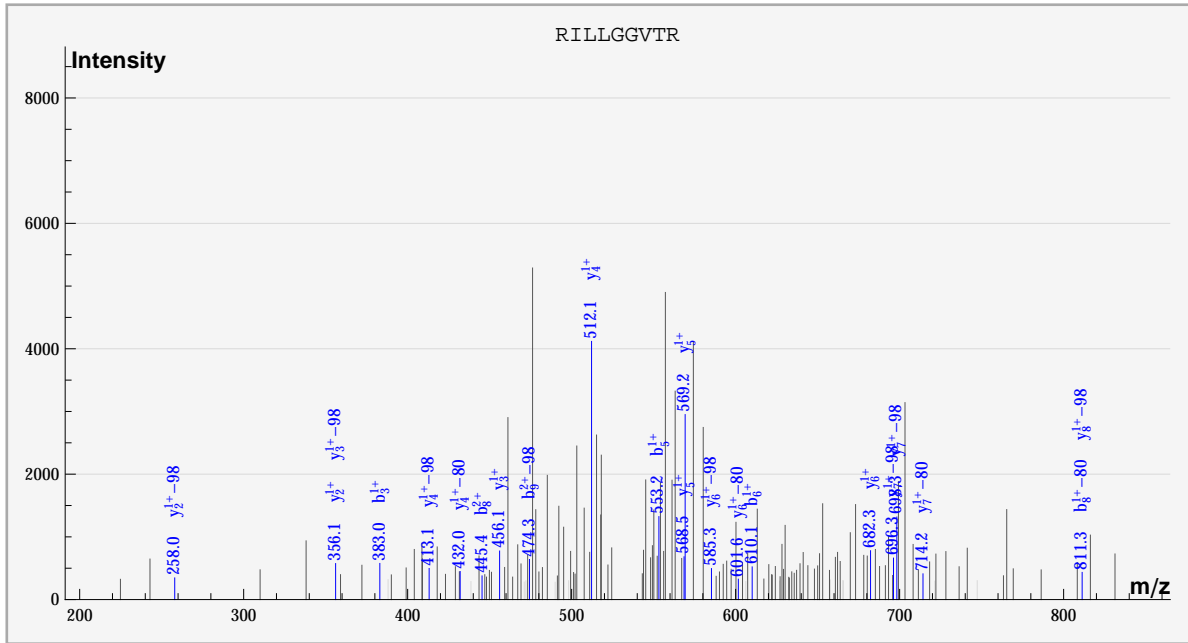
dbValid true DEYSLISR PHOS(1) 2. 533. -1.27121 5.45482 100. ? 2004.
 S_Acido_new%gi|68568021|gb|AAY80950.1| DEYSLISR%:::PHOS:::sample_2%compd_708



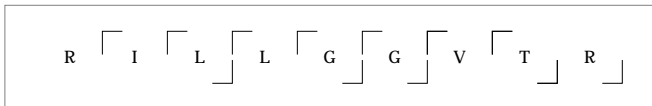
	#	b	b*	#	y	y*	P	P*
D	1							
E	2	✓		7				
Y	3			6		✓		
S	4	✓	✓	5	✓			
L	5	✓		4	✓			
I	6	✓		3	✓			
S	7			2				
R	8			1				



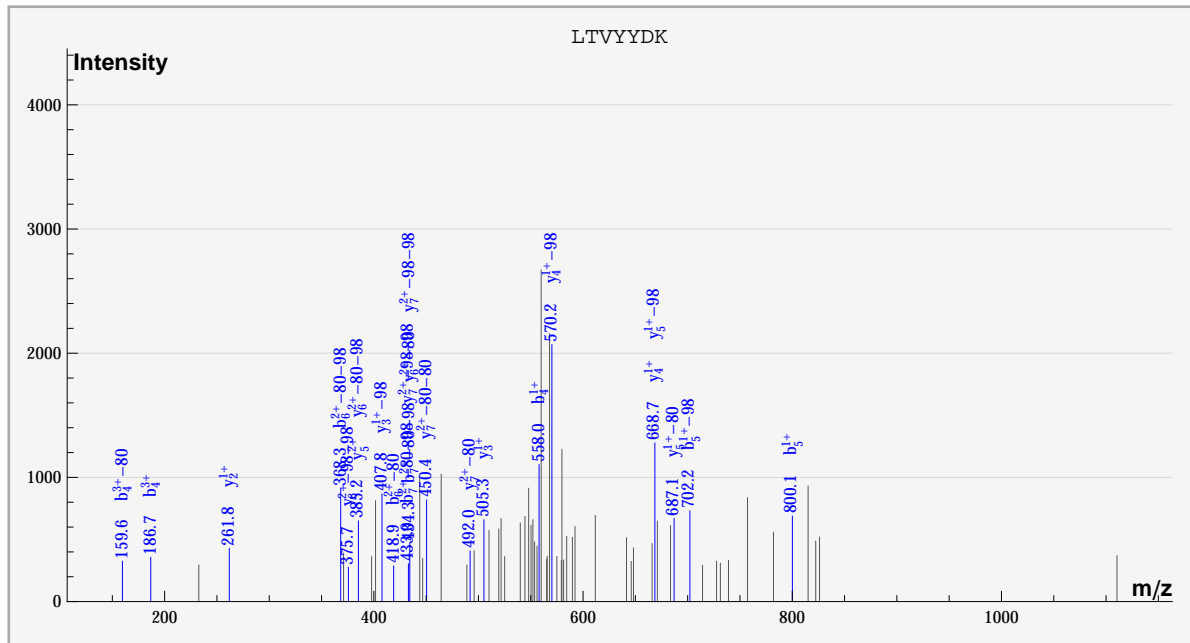
dbValid true RILLGGVTR PHOS(1) 2. 533. -0.197578 5.05814 100. ? 2016.
 S_Acido_new%gi|68567575|gb|AAY80504.1| RILLGGVTR%:::PHOS::%sample_2%cmpd_672



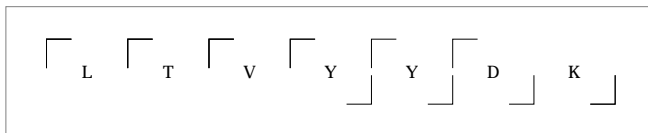
	#	b	b*	#	y	y*	P	P*
R	1							
I	2			8		✓		
L	3	✓		7		✓		
L	4			6	✓	✓		
G	5	✓		5	✓	✓		
G	6	✓		4	✓	✓		
V	7			3	✓	✓		
T	8	✓	✓	2	✓	✓		
R	9		✓	1				



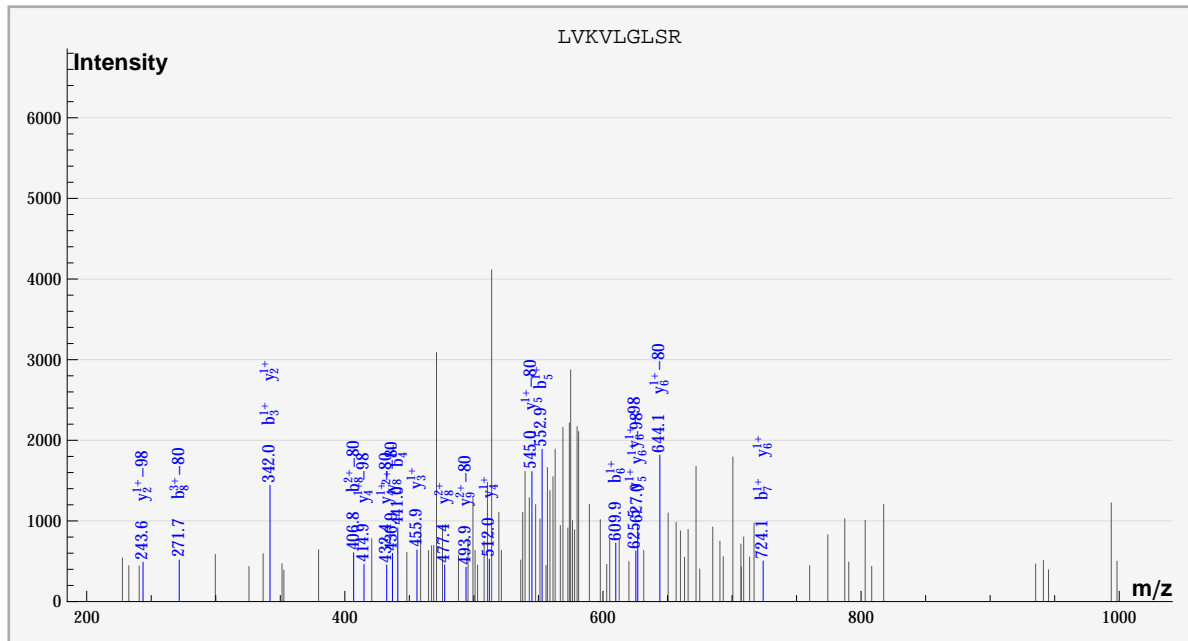
dbValid true LTVYYDK PHOS(2) 2. 533. -1.79678 4.92048 100. ? 2256.
 S_Acido_new%gi|68568678|gb|AAy81607.1| LTVYYDK%::PHOS::PHOS::%sample_2%compd_940



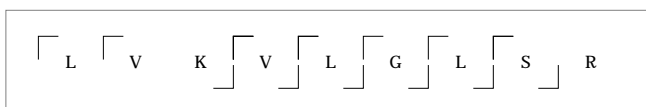
	#	b	b*	#	y	y*	P	P*
L	1							✓
T	2			6		✓		
V	3			5	✓	✓		
Y	4	✓	✓	4	✓	✓		
Y	5	✓	✓	3	✓	✓		
D	6		✓	2	✓			
K	7		✓	1				



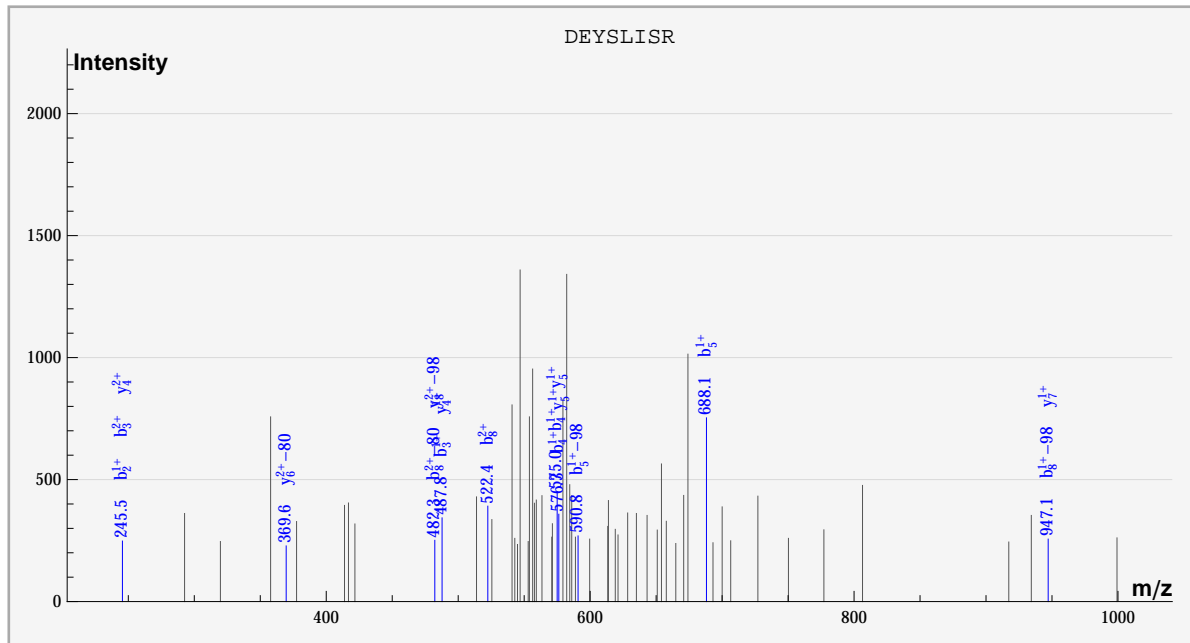
dbValid true LVKVLGLSR PHOS(1) 2. 533. -0.185003 4.90143 100. ? 2580.
 S_Acido_new%gi|68568428|gb|AAy81357.1| LVKVLGLSR%:::::PHOS::%sample_2%compd_1238



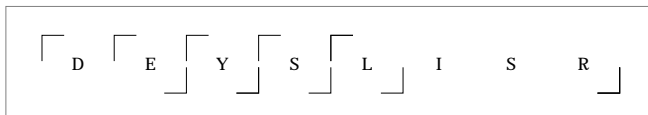
	#	b	b*	#	y	y*	P	P*
L	1							✓
V	2			8	✓	✓		
K	3	✓		7				
V	4	✓		6	✓	✓		
L	5	✓		5	✓	✓		
G	6	✓		4	✓	✓		
L	7	✓		3	✓			
S	8		✓	2	✓	✓		
R	9			1				



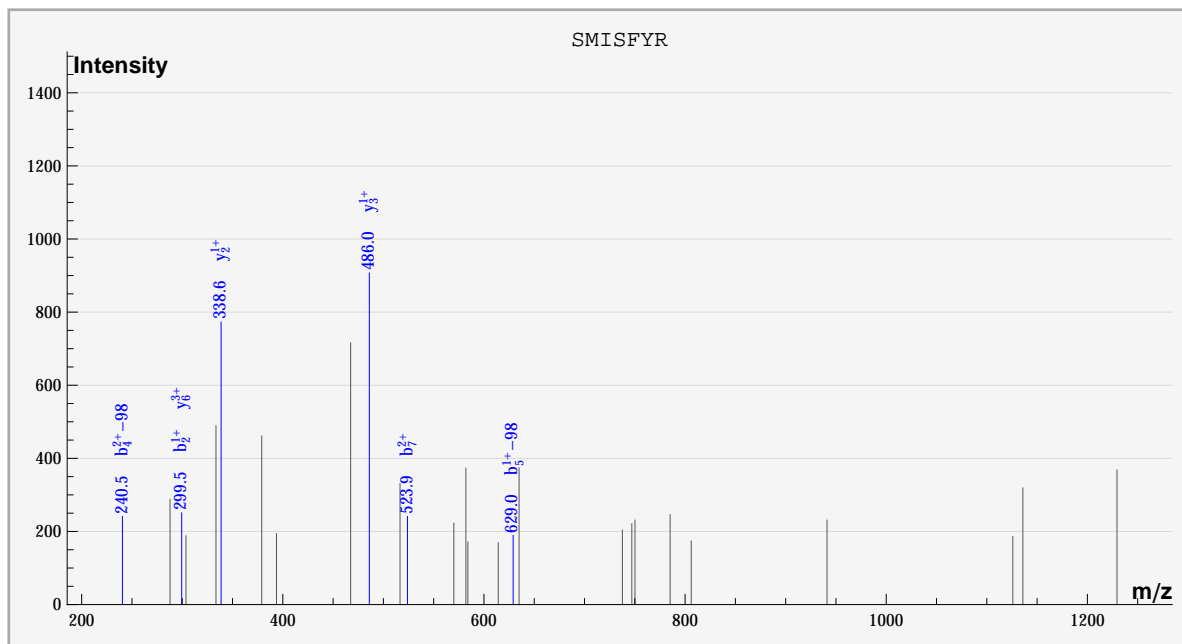
dbValid true DEYSLISR PHOS(1) 2. 533. -1.27121 5.27581 100. ? 3036.
 S_Acido_new%gi|68568021|gb|AAY80950.1| DEYSLISR%:::PHOS:::sample_2%compd_1659



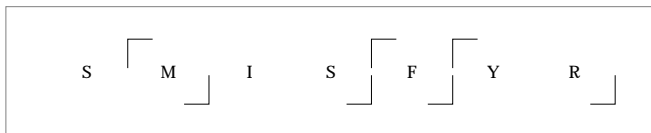
	#	b	b*	#	y	y*	P	P*
D	1							✓
E	2	✓		7	✓			
Y	3	✓		6		✓		
S	4	✓		5	✓			
L	5	✓	✓	4	✓			
I	6			3				
S	7			2				
R	8	✓	✓	1				



dbValid true SMISFYR PHOS(2) 2. 533. -0.810403 5.37573 100. ? 4752.
 S_Acido_new%gi|68567224|gb|AAY80153.1| SMISFYR%:PHOS::PHOS:::%sample_2%cmpd_3226

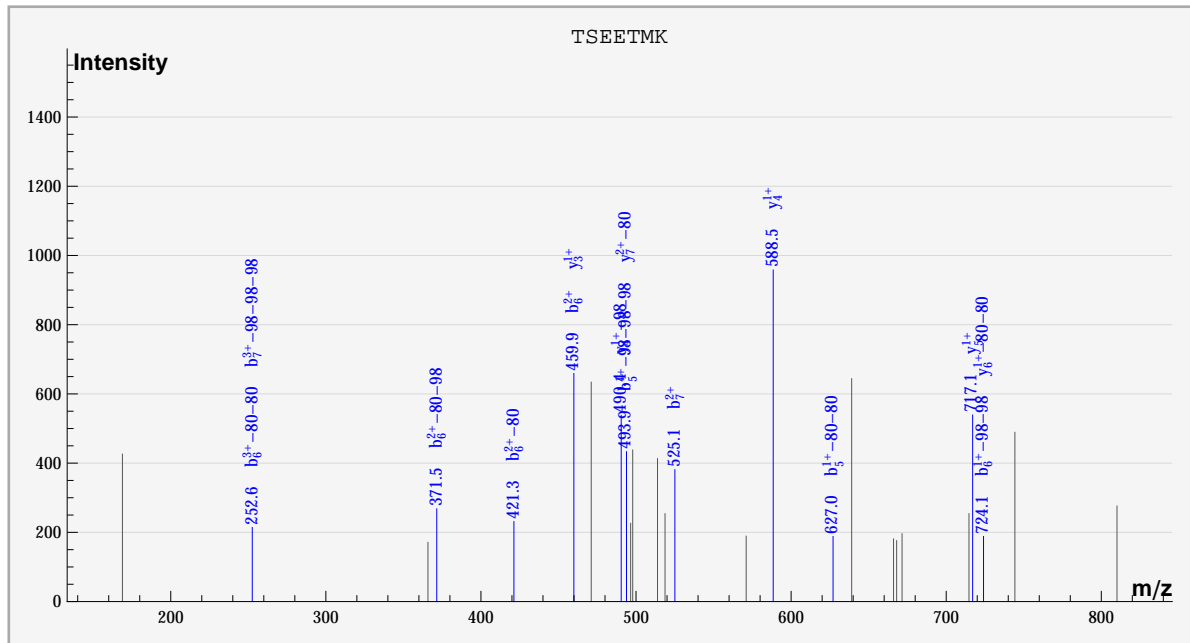


	#	b	b*	#	y	y*	P	P*
S	1							
M	2	✓		6	✓			
I	3			5				
S	4		✓	4				
F	5		✓	3	✓			
Y	6			2	✓			
R	7	✓		1				

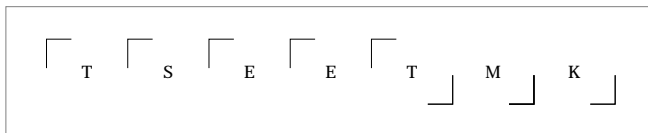


dbValid true TSEETMK PHOS(3) 2. 534. -0.863973 5.49958 100. ? 1386.

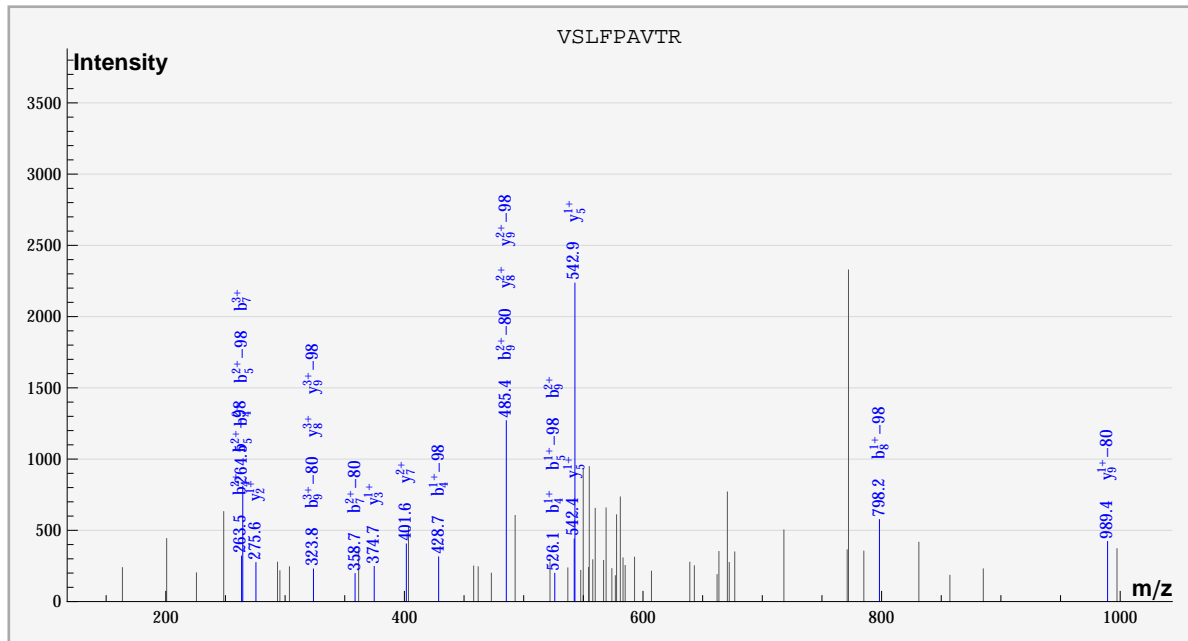
S_Acido_new%gil68567506|gb|AAY80435.1| TSEETMK%:PHOS:PHOS::PHOS::%sample_2%compd_150



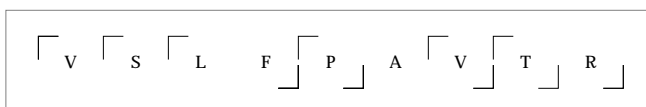
	#	b	b*	#	y	y*	P	P*
T	1							✓
S	2			6		✓		
E	3			5	✓			
E	4			4	✓	✓		
T	5		✓	3	✓			
M	6	✓	✓	2				
K	7	✓	✓	1				



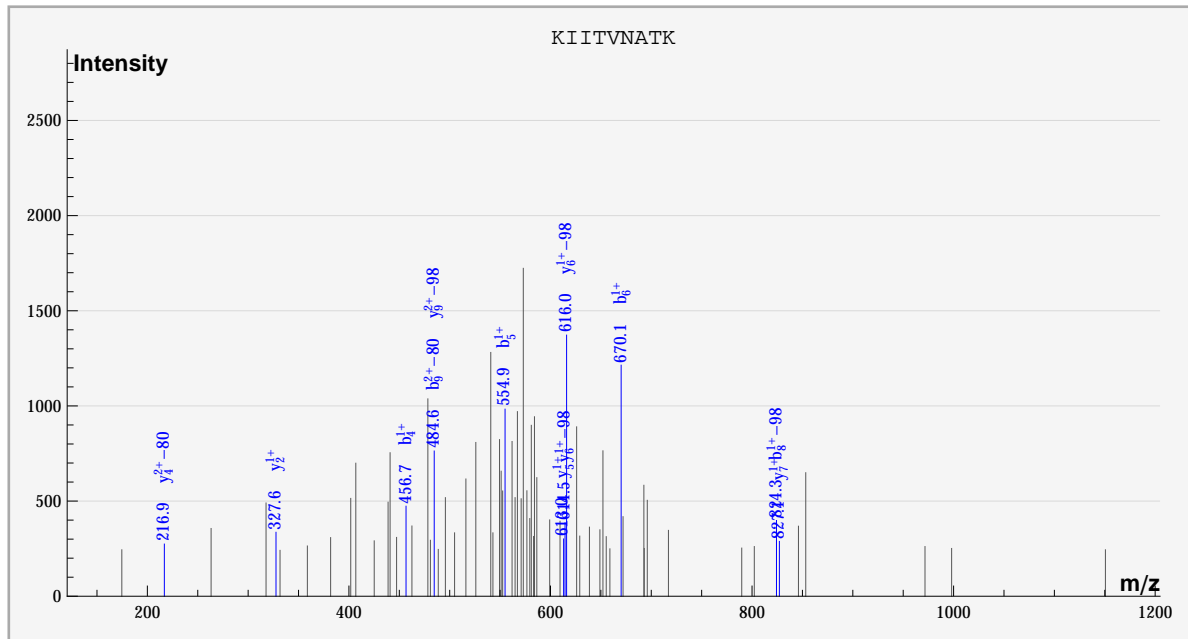
dbValid true VSLFPAVTR PHOS(1) 2. 534. 1.27571 4.88353 100. ? 1836.
 S_Acido_new%gil68568355|gb|AAy81284.1| VSLFPAVTR%::PHOS:::sample_2%compd_555



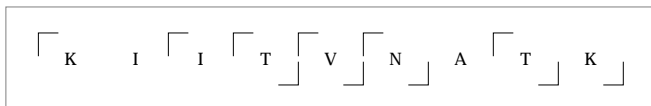
	#	b	b*	#	y	y*	P	P*
V	1							✓
S	2			8	✓			
L	3			7	✓			
F	4	✓	✓	6				
P	5		✓	5	✓			
A	6			4				
V	7	✓	✓	3	✓			
T	8		✓	2	✓			
R	9	✓	✓	1				



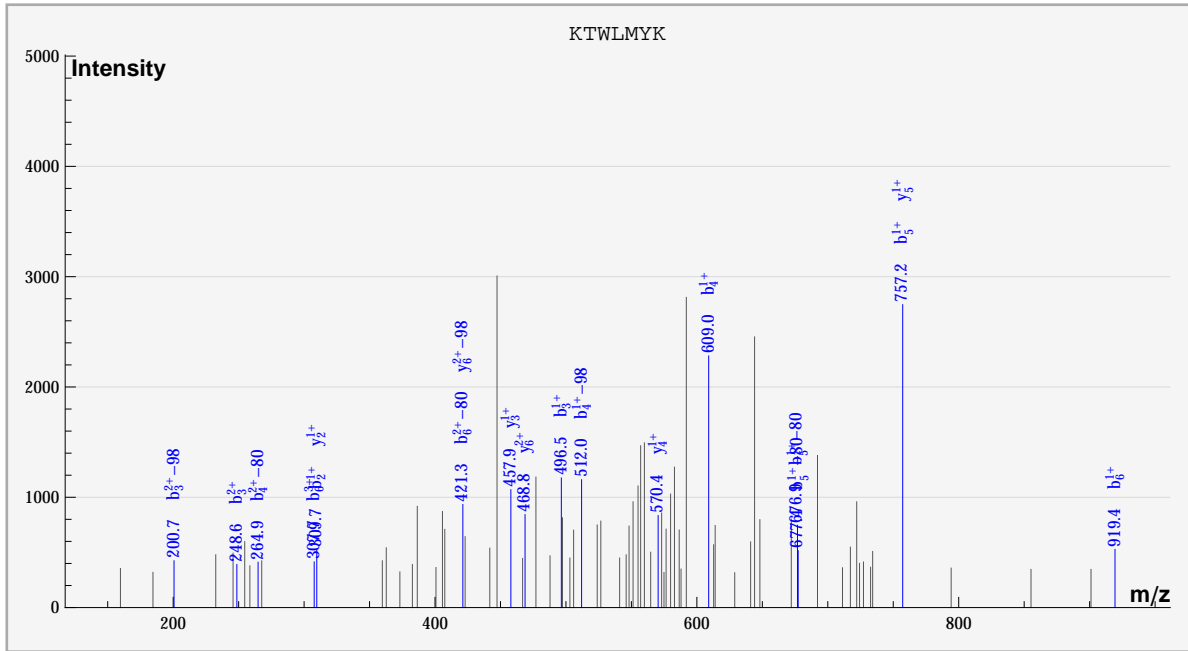
dbValid true KIITVNATK PHOS(1) 2. 534. 0.296642 5.29685 100. ? 2904.
 S_Acido_new%gi|68568607|gb|AAY81536.1| KIITVNATK%:::PHOS:::sample_2%compd_1538



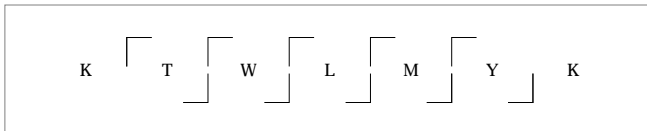
	#	b	b*	#	y	y*	P	P*
K	1							✓
I	2			8				
I	3			7	✓			
T	4	✓		6		✓		
V	5	✓		5	✓			
N	6	✓		4		✓		
A	7			3				
T	8		✓	2	✓			
K	9		✓	1				



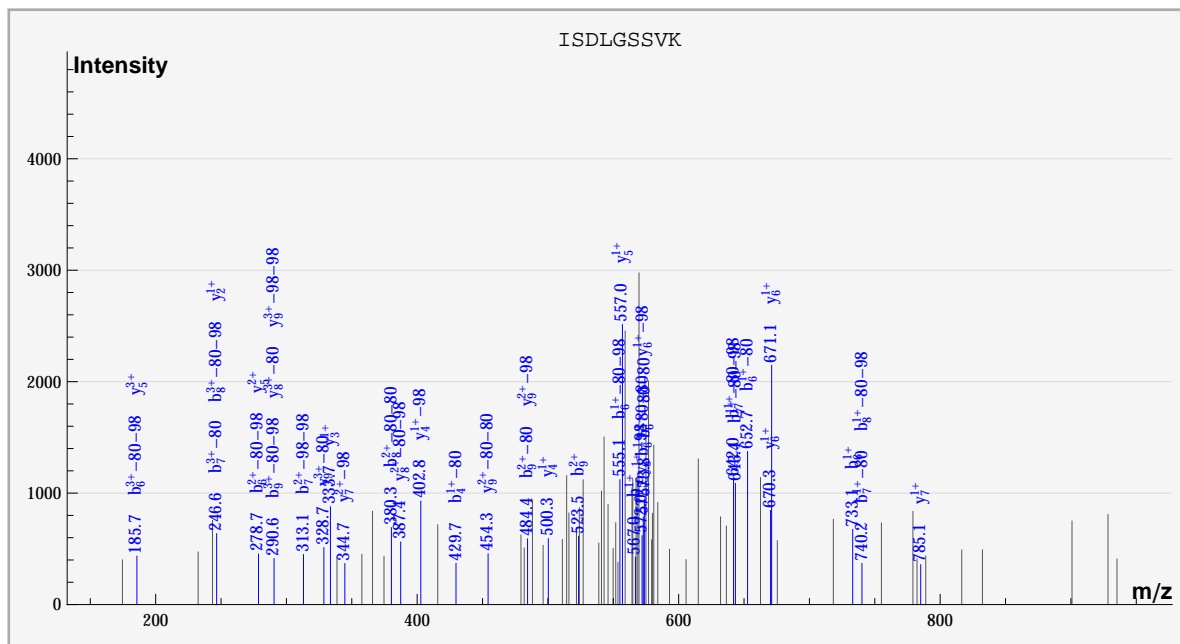
dbValid true KTWLMYK Oxidation_M(1),PHOS(1) 2. 535. -1.75444 5.27928 100. ? 2172.
 S_Acido_new%gil68567318|gb|AAY80247.1| KTWLMYK%::PHOS::Oxidation_M::%sample_2%compd_865



	#	b	b*	#	y	y*	P	P*
K	1							
T	2	✓		6	✓	✓		
W	3	✓	✓	5	✓			
L	4	✓	✓	4	✓			
M	5	✓	✓	3	✓			
Y	6	✓	✓	2	✓			
K	7			1				



dbValid true ISDLGSSVK PHOS(2) 2. 535. -1.78314 4.9248 100. ? 2424.
 S_Acido_new%gi|68567611|gb|AAy80540.1| ISDLGSSVK%::PHOS:::PHOS:::sample_2%compd_1098

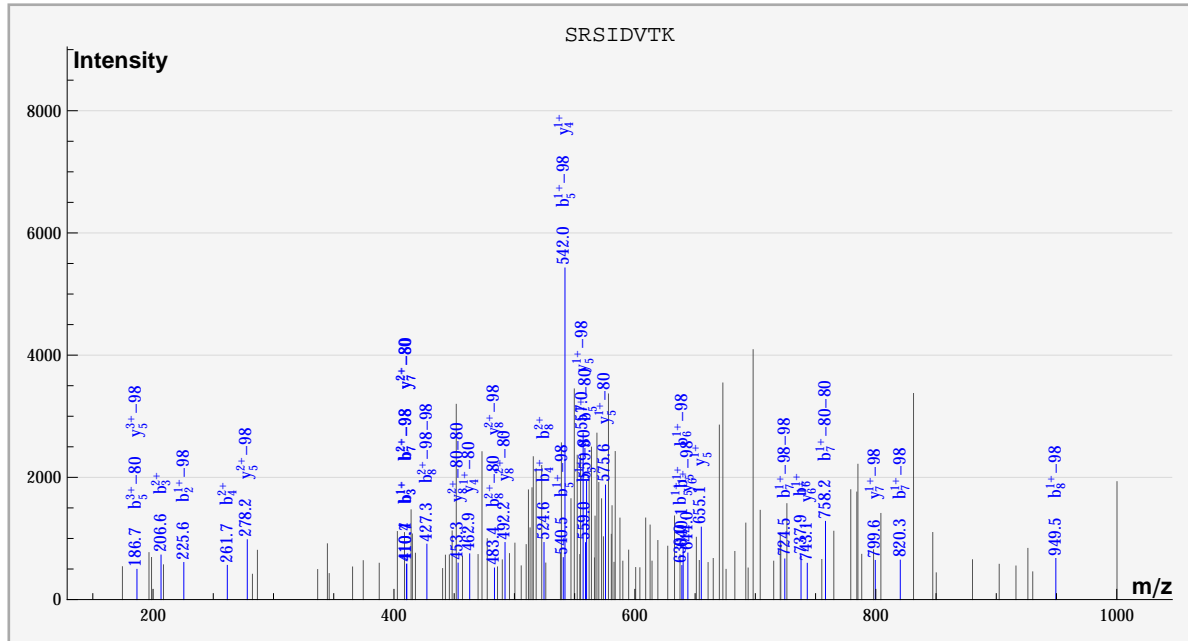


	#	b	b*	#	y	y*	P	P*
I	1							✓
S	2			8		✓		
D	3			7	✓	✓		
L	4		✓	6	✓	✓		
G	5	✓		5	✓			
S	6	✓	✓	4	✓	✓		
S	7		✓	3	✓			
V	8		✓	2	✓			
K	9	✓	✓	1				

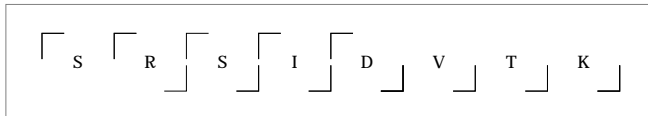
I S D L G S S V K

dbValid true SRSIDVTK PHOS(2) 2. 535. -1.77752 4.94092 100. ? 2448.

S_Acido_new%gi|68567752|gb|AAy80681.1| SRSIDVTK%:PHOS:::PHOS::%sample_2%compd_1119

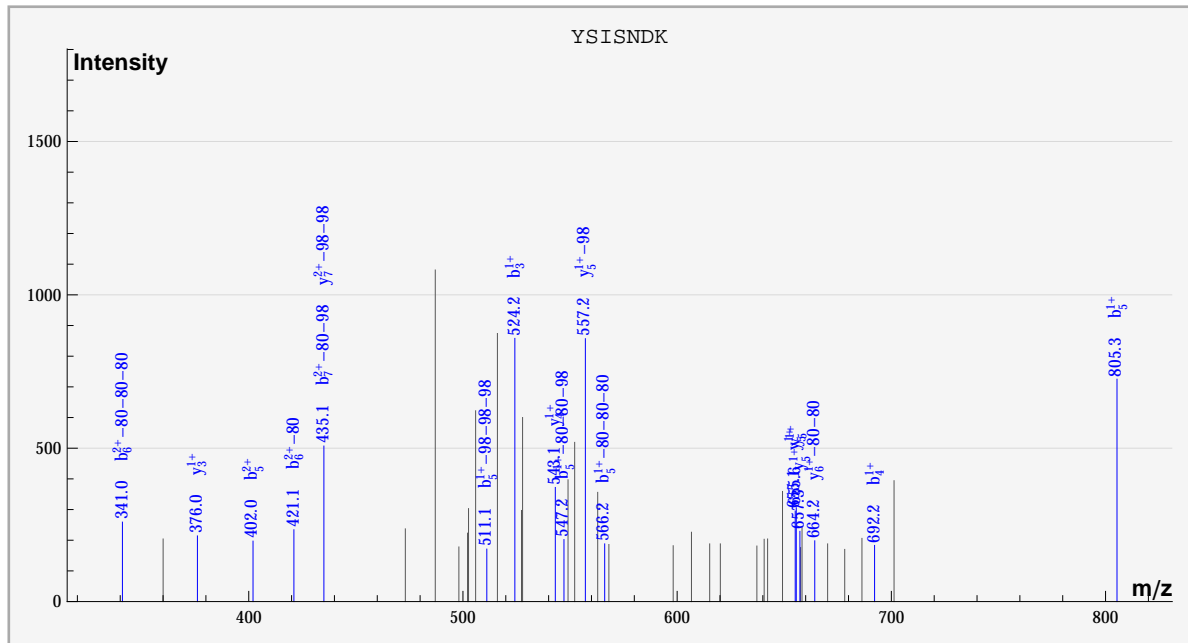


	#	b	b*	#	y	y*	P	P*
S	1							✓
R	2		✓	7		✓		
S	3	✓		6	✓	✓		
I	4	✓		5	✓	✓		
D	5	✓	✓	4	✓	✓		
V	6	✓	✓	3				
T	7		✓	2				
K	8	✓	✓	1				

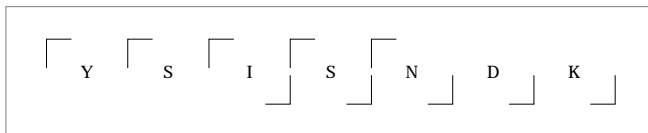


dbValid true YSISNDK PHOS(3) 2. 535. -1.34984 5.36755 100. ? 2856.

S_Acido_new%gi|68567722|gb|AAY80651.1| YSISNDK%:PHOS:PHOS::%sample_0%cmpd_1452

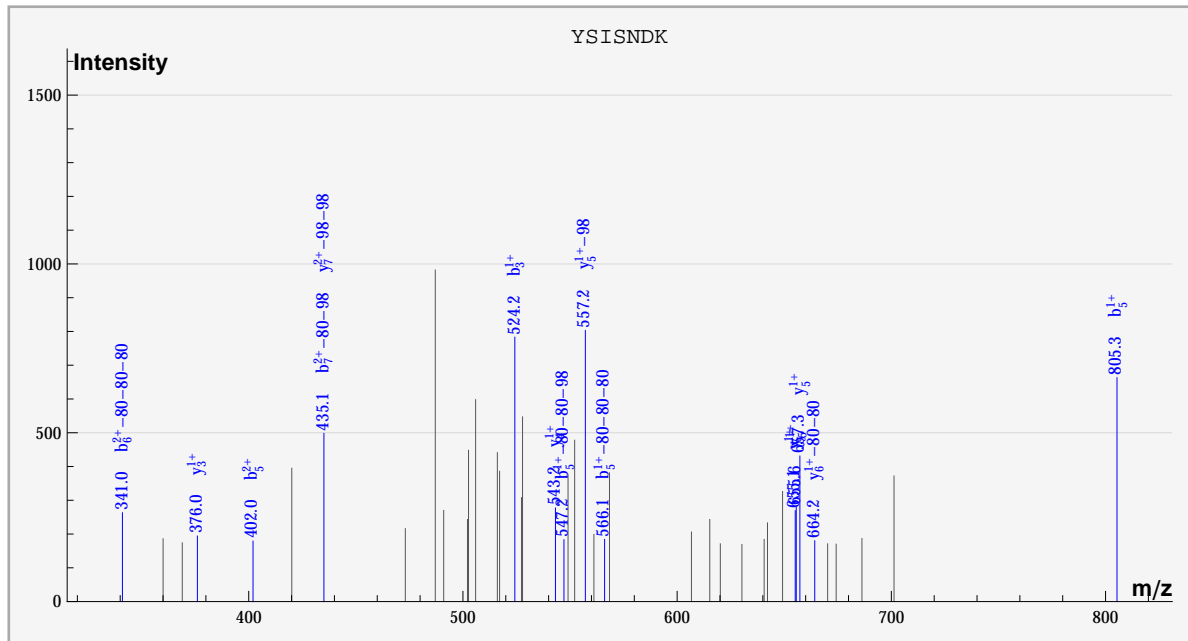


	#	b	b*	#	y	y*	P	P*
Y	1							✓
S	2			6		✓		
I	3	✓		5	✓	✓		
S	4	✓		4	✓			
N	5	✓	✓	3	✓			
D	6		✓	2				
K	7		✓	1				

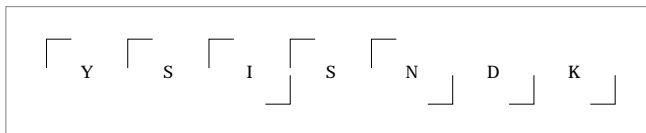


dbValid true YSISNDK PHOS(3) 2. 535. -1.34984 5.02111 100. ? 2868.

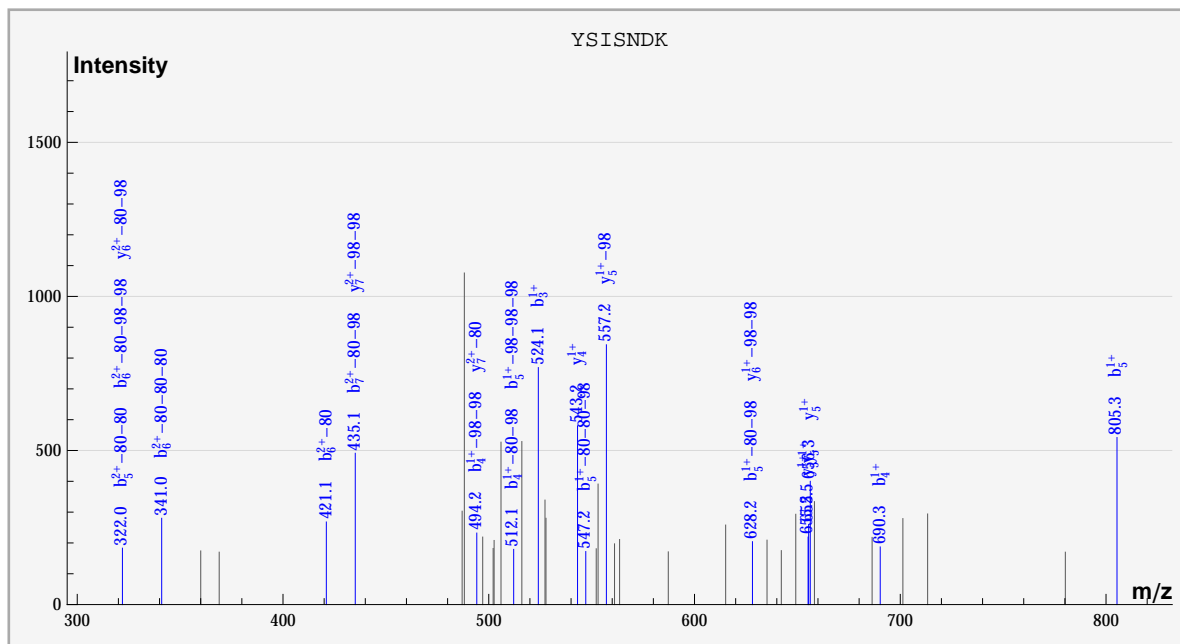
S_Acido_new%gi|68567722|gb|AAY80651.1| YSISNDK%:PHOS:PHOS::PHOS:::sample_0%compd_1463



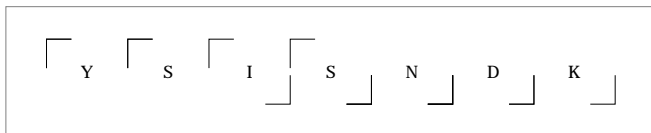
	#	b	b*	#	y	y*	P	P*
Y	1							✓
S	2			6		✓		
I	3	✓		5	✓	✓		
S	4			4	✓			
N	5	✓	✓	3	✓			
D	6		✓	2				
K	7		✓	1				



dbValid true YSISNDK PHOS(3) 2. 535. -1.34984 5.04783 100. ? 2904.
 S_Acido_new%gi|68567722|gb|AAy80651.1| YSISNDK%:PHOS:PHOS::%sample_0%cmpd_1494

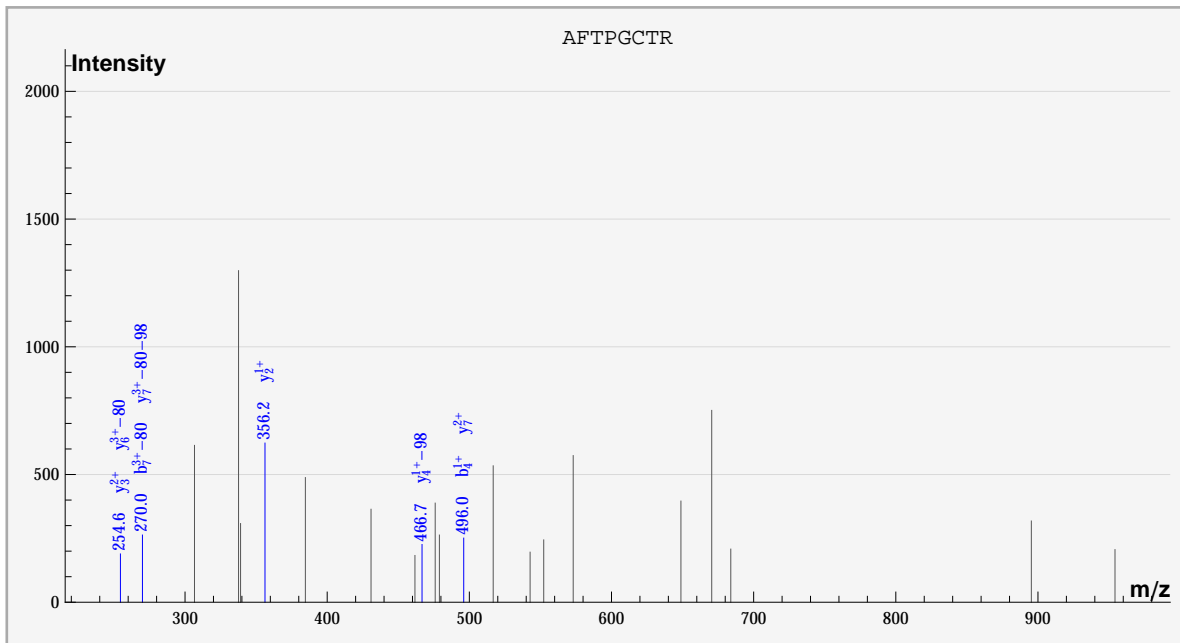


	#	b	b*	#	y	y*	P	P*
Y	1							✓
S	2			6		✓		
I	3	✓		5	✓	✓		
S	4	✓	✓	4	✓			
N	5	✓	✓	3				
D	6		✓	2				
K	7		✓	1				

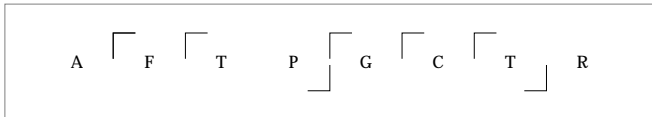


dbValid true AFTPGCTR Cys_CAM(1),PHOS(2) 2. 535. 0.182297 5.19091 100. ? 4338.

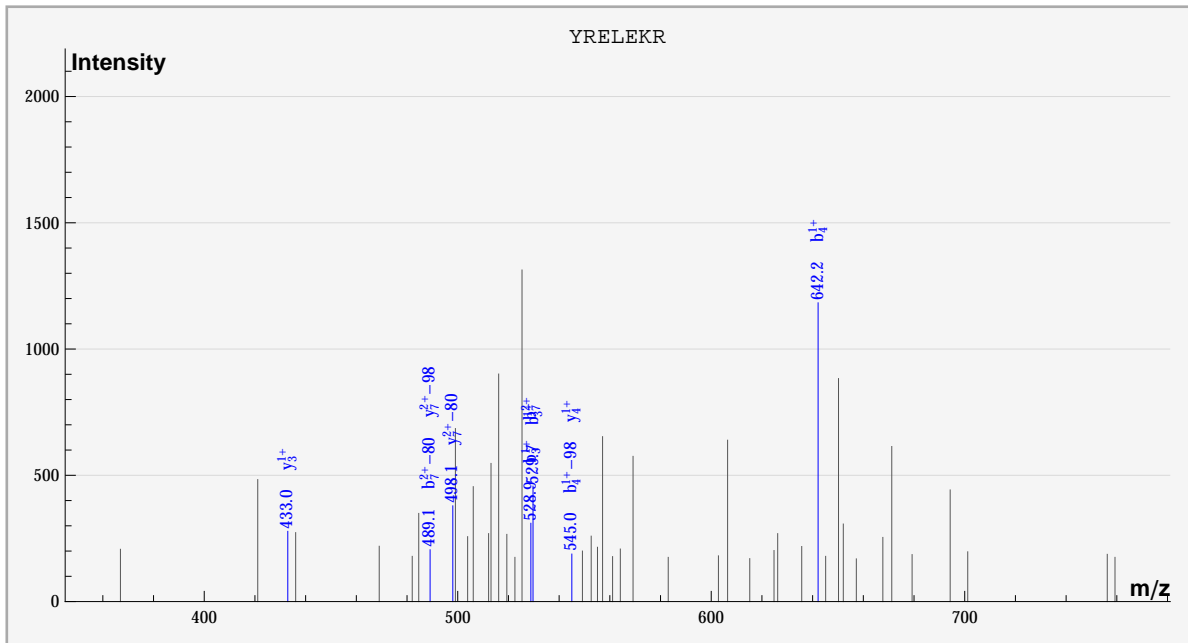
S_Acido_new%gil68566558|gb|AAY79487.1| AFTPGCTR%:::PHOS:::Cys_CAM:PHOS:::sample_2%compd_2854



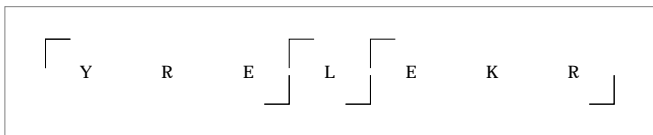
	#	b	b*	#	y	y*	P	P*
A	1							
F	2			7	✓	✓		
T	3			6		✓		
P	4	✓		5				
G	5			4		✓		
C	6			3	✓			
T	7		✓	2	✓			
R	8			1				



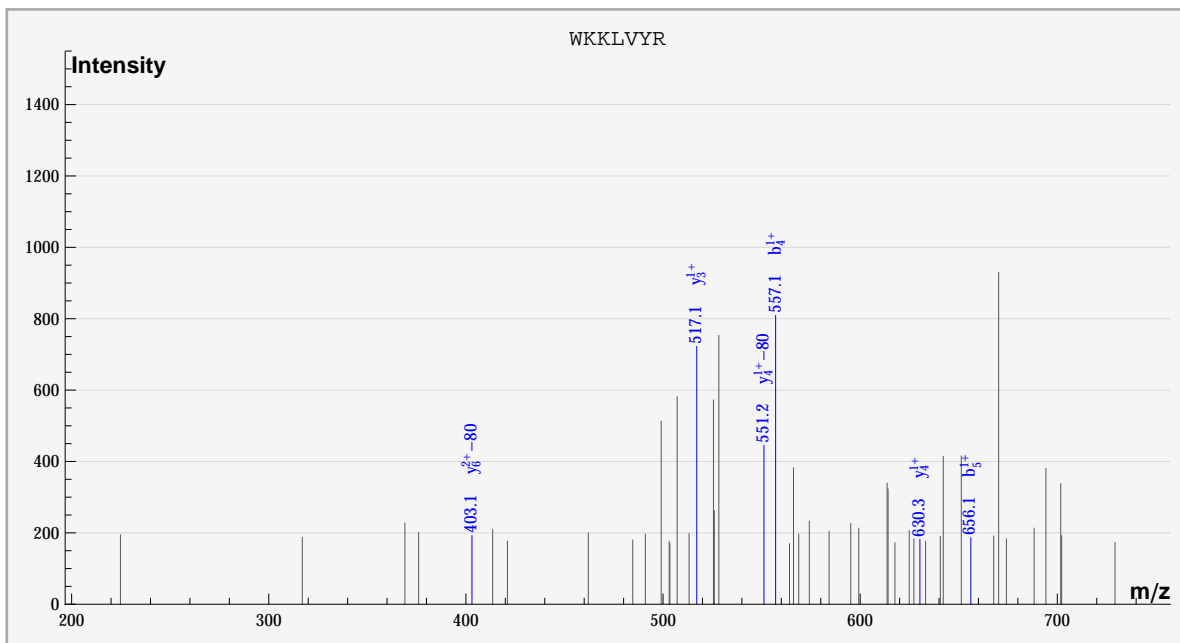
dbValid true YRELEKR PHOS(1) 2. 536. 1.26059 4.94035 100. ? 2520.
 S_Acido_new%gi|68567611|gb|AAY80540.1| YRELEKR%:PHOS:::sample_0%compd_1157



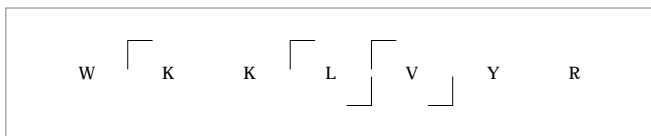
	#	b	b*	#	y	y*	P	P*
Y	1							✓
R	2			6				
E	3	✓		5				
L	4	✓	✓	4	✓			
E	5			3	✓			
K	6			2				
R	7	✓	✓	1				



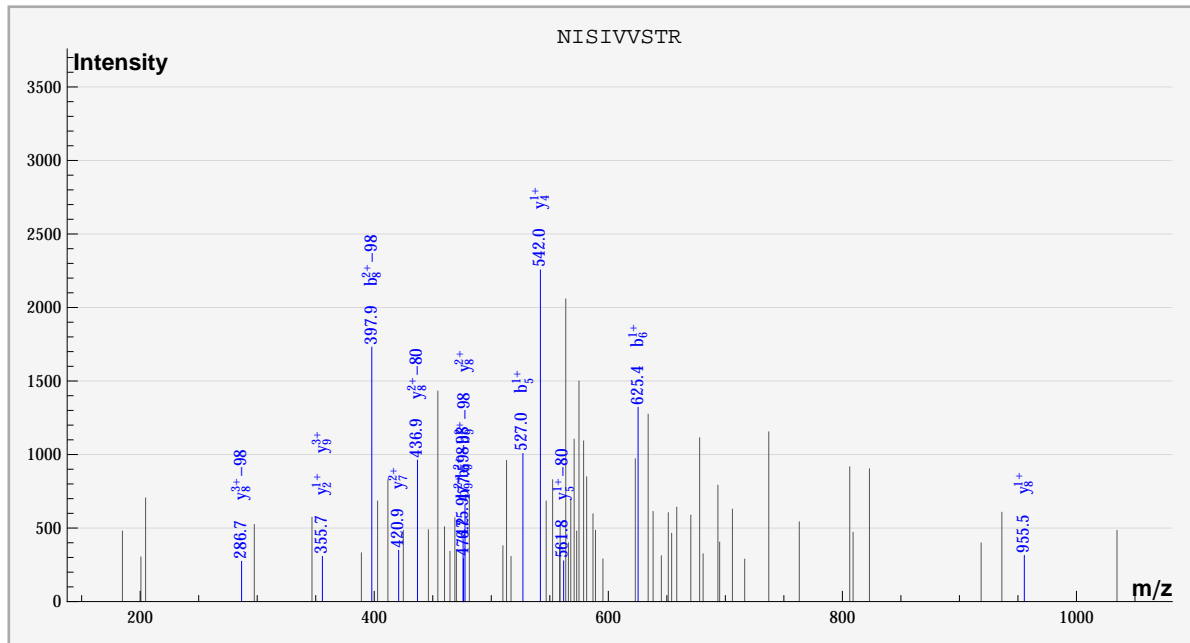
dbValid true WKKLVYR PHOS(1) 2. 536. 0.788787 4.85897 100. ? 2748.
 S_Acido_new%gi|68568073|gb|AAY81002.1| WKKLVYR%:::::PHOS::%sample_0%compd_1358



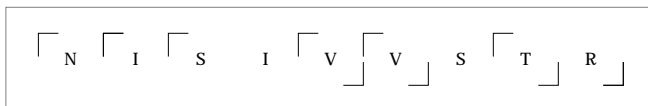
	#	b	b*	#	y	y*	P	P*
W	1							
K	2			6		✓		
K	3			5				
L	4	✓		4	✓	✓		
V	5	✓		3	✓			
Y	6			2				
R	7			1				



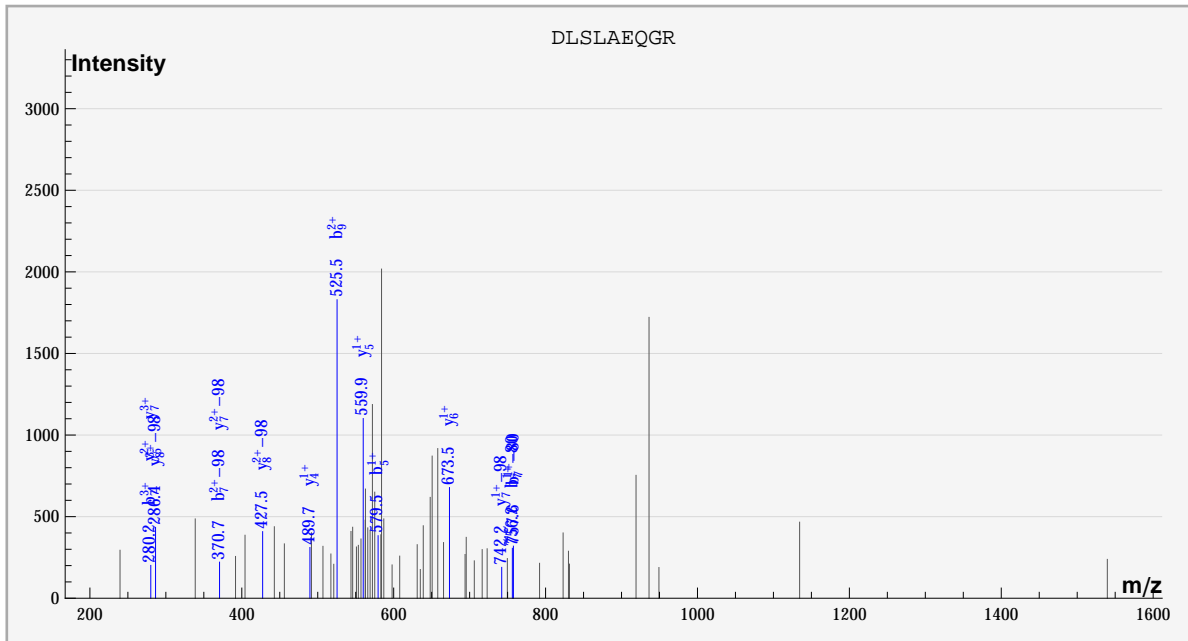
dbValid true NISIVVSTR PHOS(1) 2. 536. -1.22392 4.93161 100. ? 2970.
 S_Acido_new%gi|68566543|gb|AAY79472.1| NISIVVSTR%:::::::PHOS::%sample_2%cmpd_1595



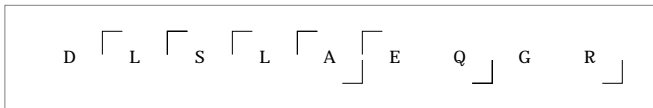
	#	b	b*	#	y	y*	P	P*
N	1							✓
I	2			8	✓	✓		
S	3			7	✓			
I	4			6				
V	5	✓		5		✓		
V	6	✓		4	✓			
S	7			3				
T	8		✓	2	✓			
R	9		✓	1				



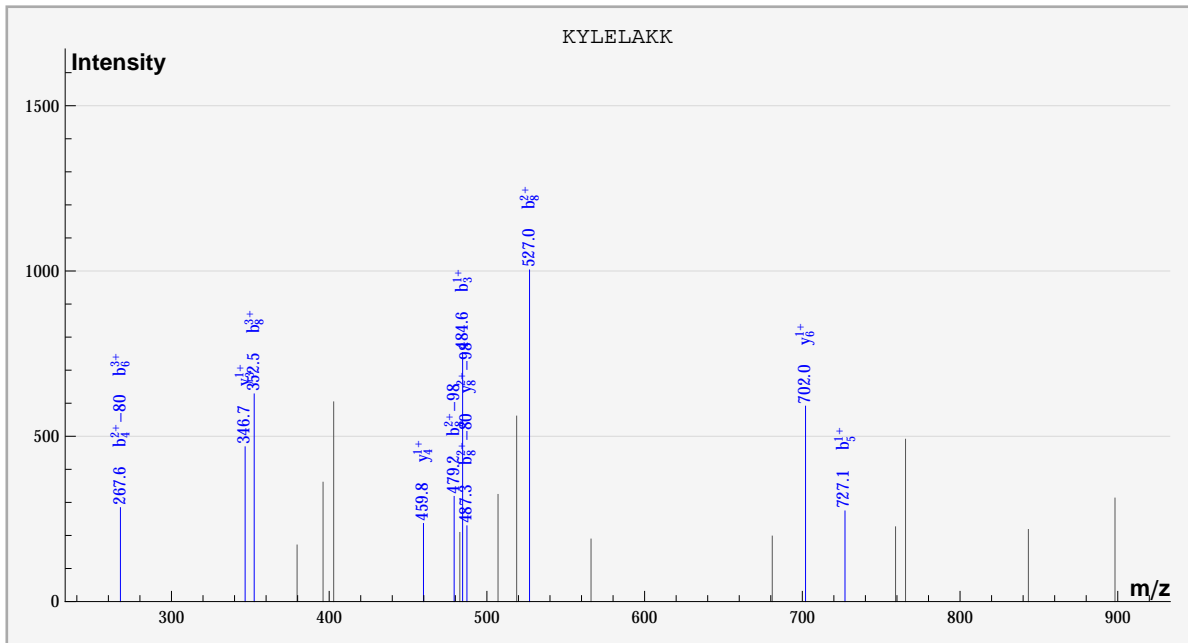
dbValid true DLSLAEQGR PHOS(1) 2. 536. -1.26031 4.9384 100. ? 3138.
 S_Acido_new%gi|68567103|gb|AAy80032.1| DLSLAEQGR%:::PHOS:::sample_2%cmpd_1750



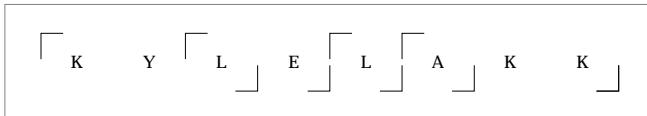
	#	b	b*	#	y	y*	P	P*
D	1							
L	2			8		✓		
S	3			7	✓	✓		
L	4			6	✓			
A	5	✓		5	✓			
E	6			4	✓			
Q	7	✓	✓	3				
G	8			2				
R	9	✓		1				



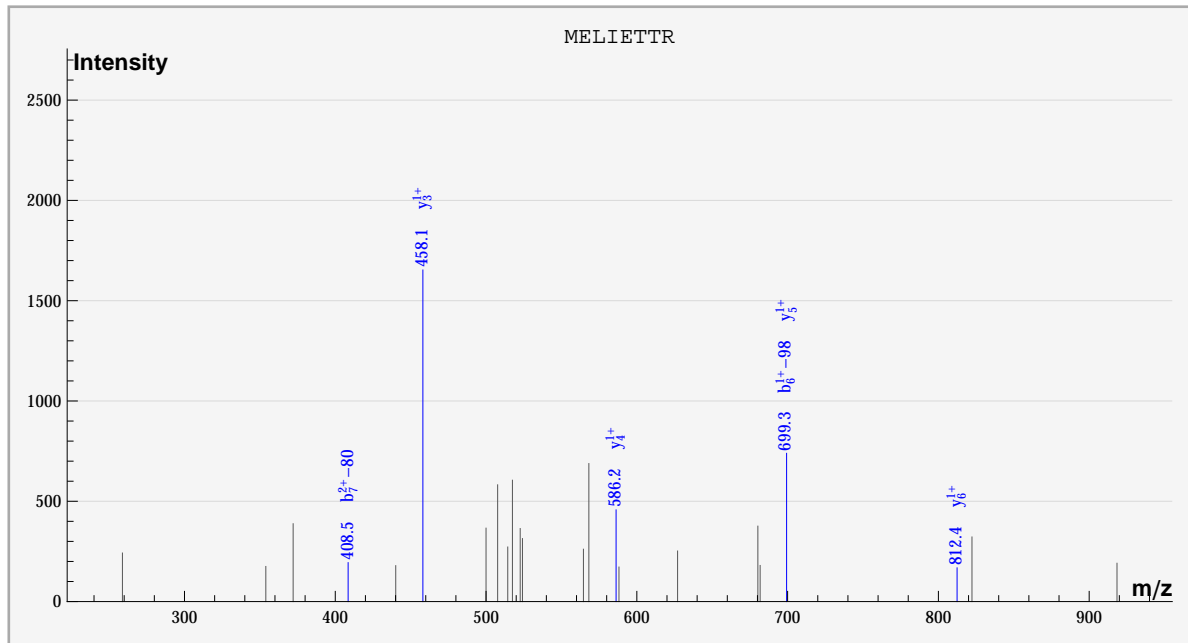
dbValid true KYLELAKK PHOS(1) 2. 536. 0.793732 4.95097 100. ? 5316.
 S_Acido_new%gi|68568319|gb|AAY81248.1| KYLELAKK%::PHOS:::sample_2%compd_3727



	#	b	b*	#	y	y*	P	P*
K	1							✓
Y	2			7				
L	3	✓		6	✓			
E	4		✓	5				
L	5	✓		4	✓			
A	6	✓		3	✓			
K	7			2				
K	8	✓	✓	1				



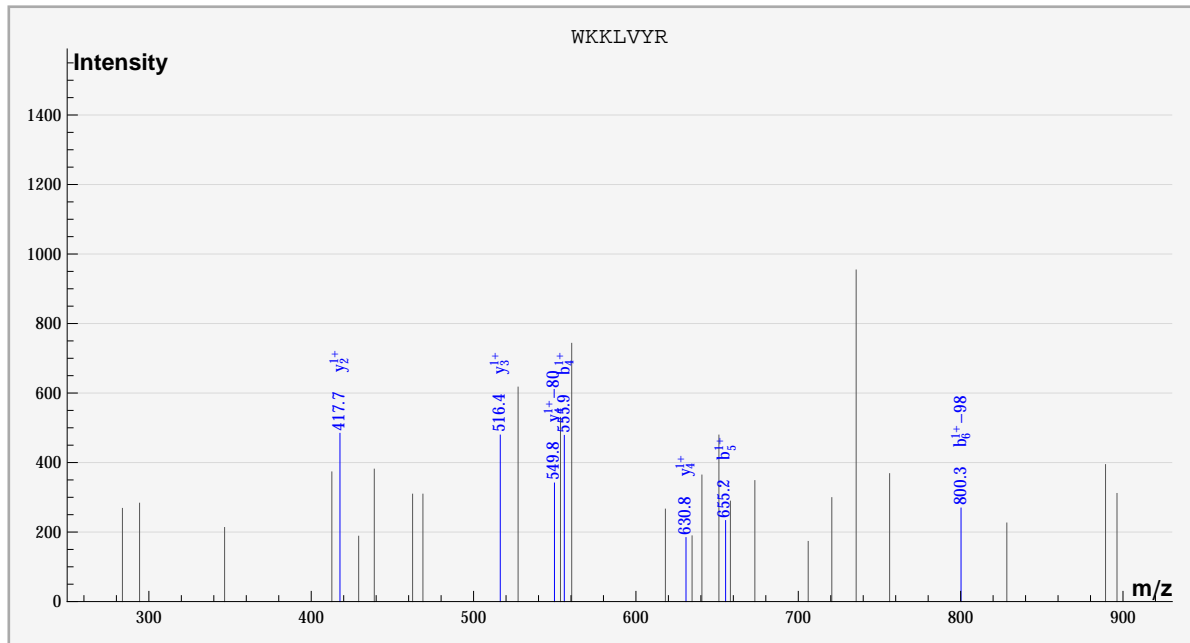
dbValid true MELIETTR PHOS(1) 2. 537. -0.259153 5.11052 100. ? 1188.
 S_Acido_new%gi|68567628|gb|AAY80557.1| MELIETTR%:::::PHOS:::sample_2%compd_3756



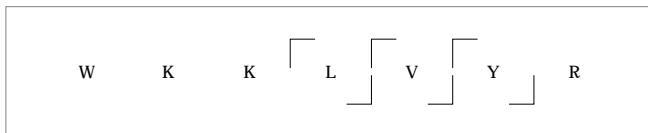
	#	b	b*	#	y	y*	P	P*
M	1							
E	2			7				
L	3			6	✓			
I	4			5	✓			
E	5			4	✓			
T	6	✓		3	✓			
T	7	✓		2				
R	8			1				



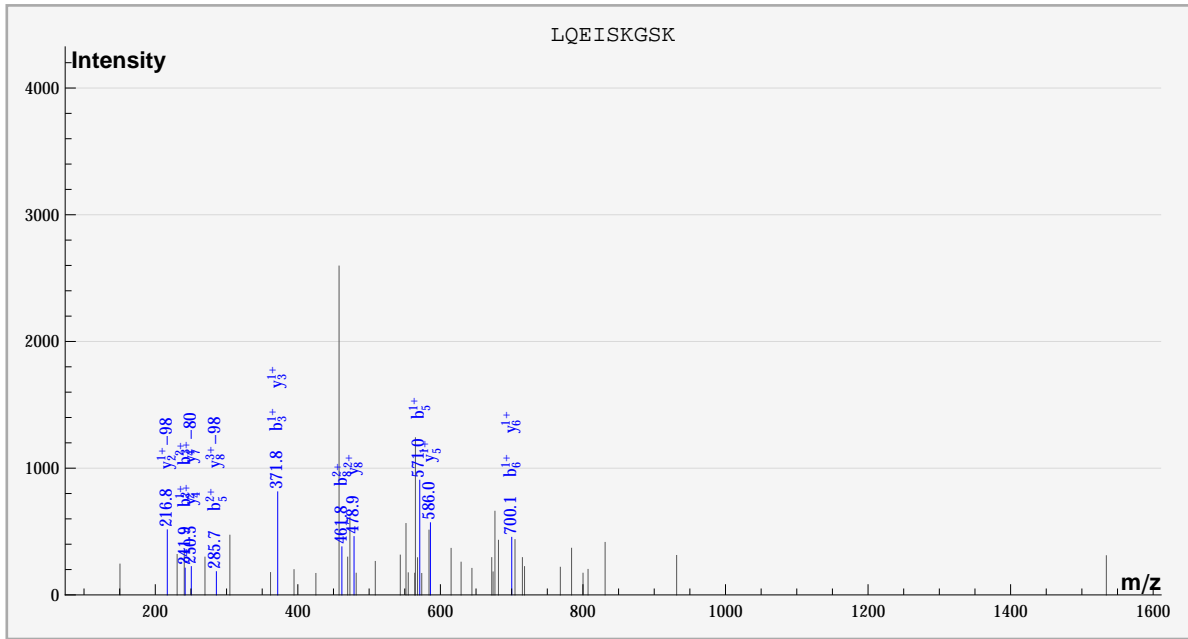
dbValid true WKKLVYR PHOS(1) 2. 537. -0.211213 5.33323 100. ? 1620.
 S_Acido_new%gi|68568073|gb|AAY81002.1| WKKLVYR%:::::PHOS::%sample_3%cmpd_357



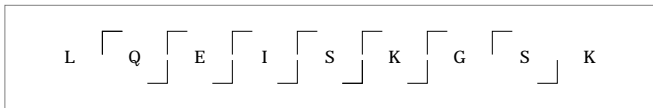
	#	b	b*	#	y	y*	P	P*
W	1							
K	2			6				
K	3			5				
L	4	✓		4	✓	✓		
V	5	✓		3	✓			
Y	6		✓	2	✓			
R	7			1				



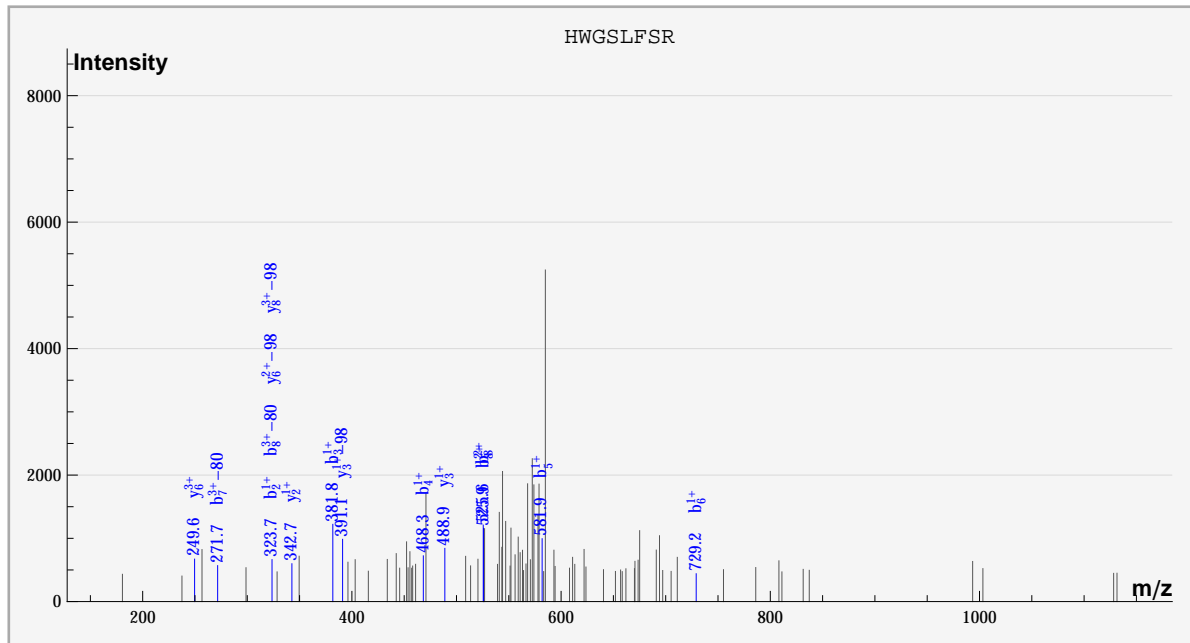
dbValid true LQEISKGSK PHOS(1) 2. 537. -1.73192 5.03696 100. ? 1884.
 S_Acido_new%gi|68567611|gb|AAY80540.1| LQEISKGSK%:::::::PHOS::%sample_2%cmpd_602



	#	b	b*	#	y	y*	P	P*
L	1							
Q	2	✓		8	✓	✓		
E	3	✓		7		✓		
I	4	✓		6	✓			
S	5	✓		5	✓			
K	6	✓		4	✓			
G	7			3	✓			
S	8	✓		2		✓		
K	9			1				



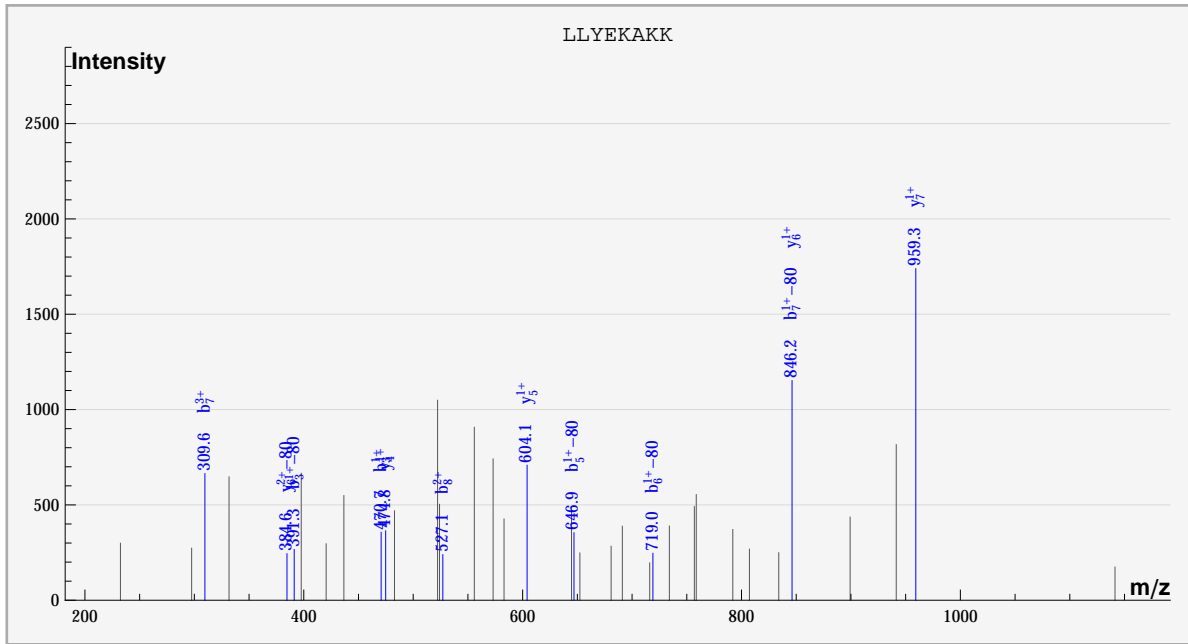
dbValid true HWGSLFSR PHOS(1) 2. 537. -1.76562 5.27122 100. ? 2814.
 S_Acido_new%gi68566782|gb|AAY79711.1| HWGSLFSR%:::::PHOS::%sample_2%cmpd_1452



	#	b	b*	#	y	y*	P	P*
H	1							✓
W	2	✓		7				
G	3	✓		6	✓	✓		
S	4	✓		5				
L	5	✓		4				
F	6	✓		3	✓	✓		
S	7		✓	2	✓			
R	8	✓	✓	1				



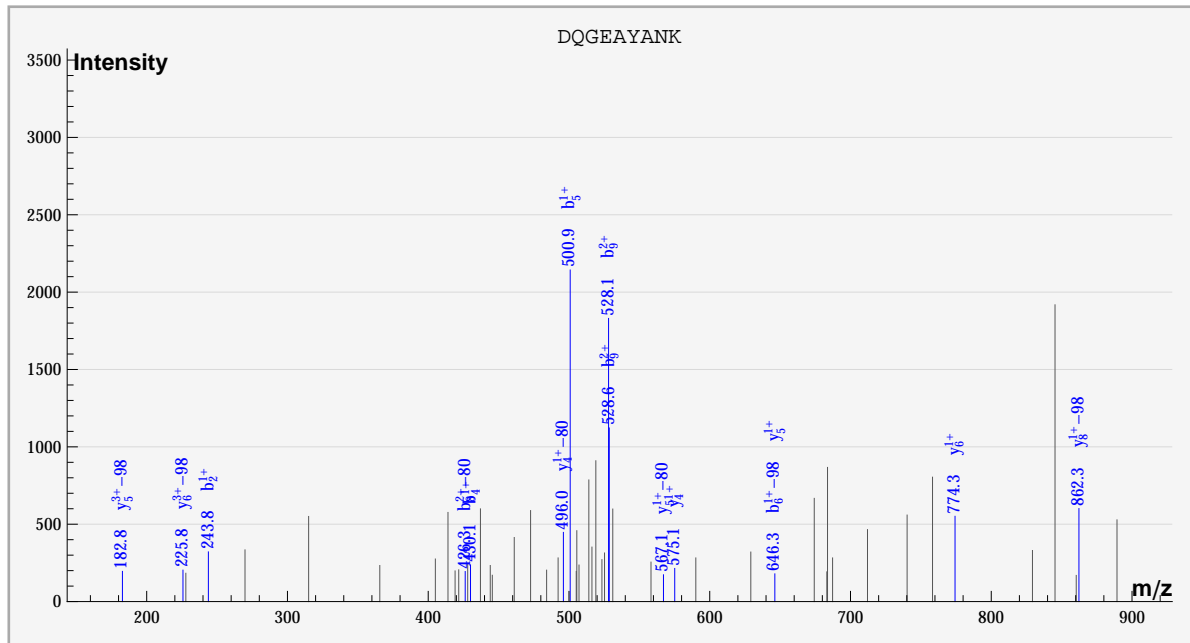
dbValid true LLYEKAKK PHOS(1) 2. 537. -0.206268 4.95286 100. ? 3834.
 S_Acido_new%gi|68567441|gb|AAY80370.1| LLYEKAKK%:::PHOS:::sample_2%compd_2393



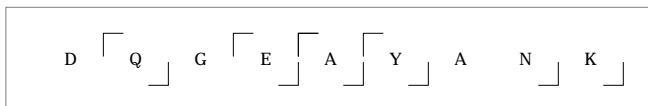
	#	b	b*	#	y	y*	P	P*
L	1							
L	2			7	✓			
Y	3	✓	✓	6	✓	✓		
E	4			5	✓			
K	5		✓	4	✓			
A	6		✓	3				
K	7	✓	✓	2				
K	8	✓		1				



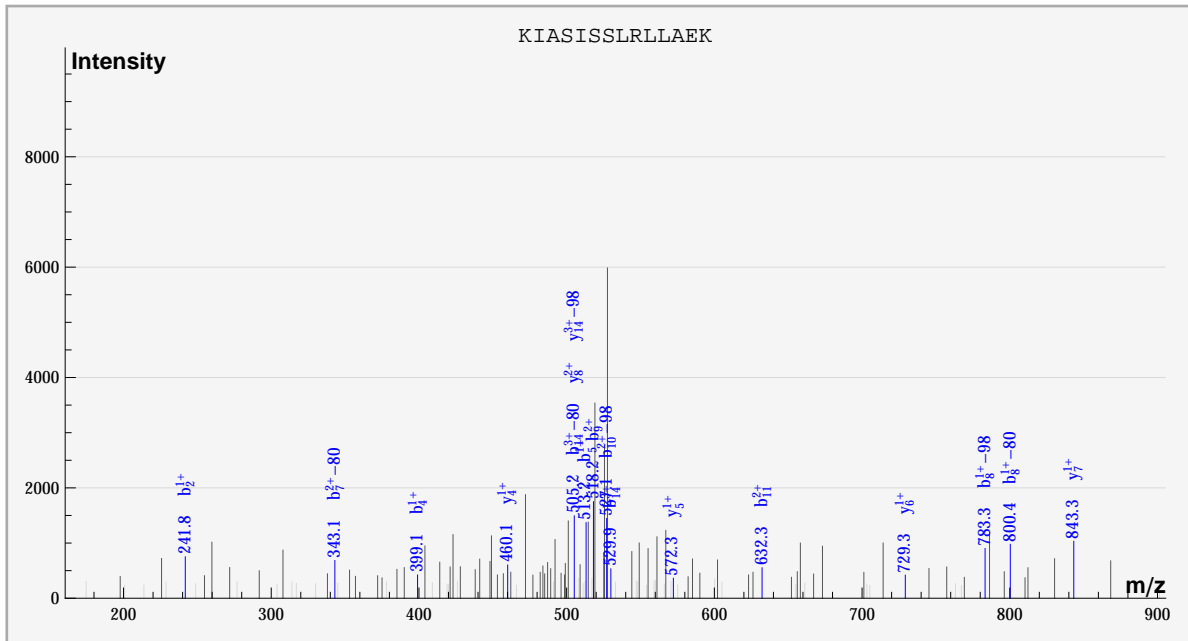
dbValid true DQGEAYANK PHOS(1) 2. 538. 0.208222 4.93449 100. ? 1134.
 S_Acido_new%gi|68567539|gb|AA80468.1| DQGEAYANK%:::PHOS:::sample_0%cmpd_3742



	#	b	b*	#	y	y*	P	P*
D	1							
Q	2	✓		8		✓		
G	3			7				
E	4	✓		6	✓	✓		
A	5	✓		5	✓	✓		
Y	6		✓	4	✓	✓		
A	7			3				
N	8		✓	2				
K	9	✓		1				



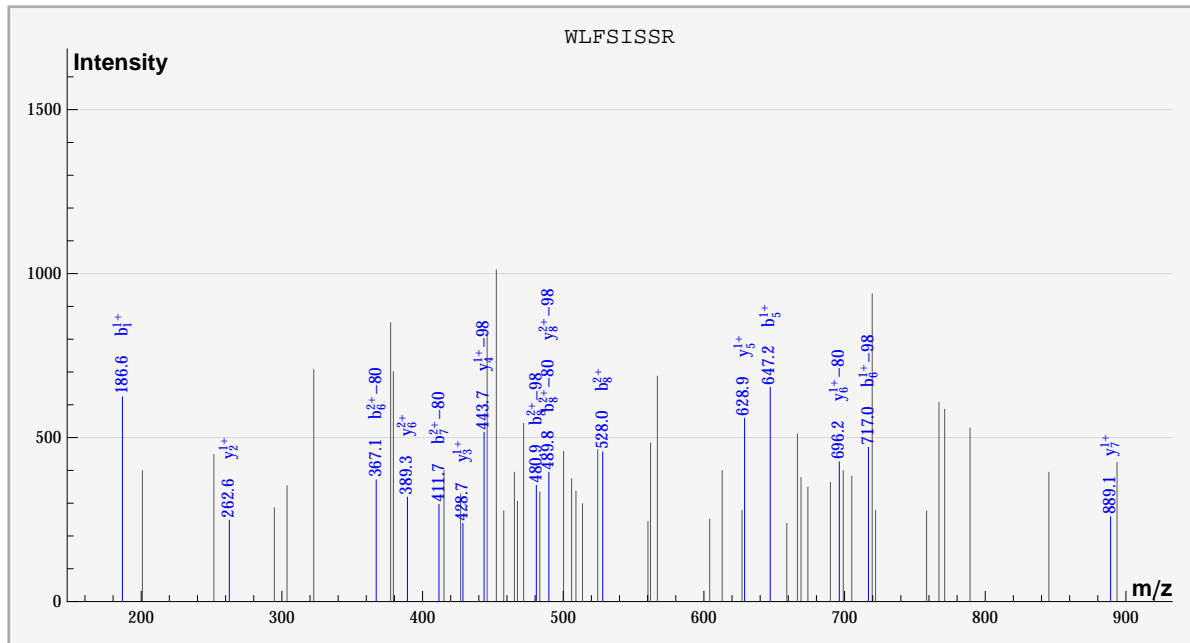
dbValid true KIASISLRLLAEK PHOS(1) 3. 538. -1.02569 5.04375 100. ? 1650.
 S_Acido_new%gi|68568359|gb|AAy81288.1| KIASISLRLLAEK%:::PHOS:::sample_0%compd_387



	#	b	b*	#	y	y*	P	P*
K	1							✓
I	2	✓		13				
A	3			12				
S	4	✓		11				
I	5	✓		10				
S	6			9				
S	7		✓	8	✓			
L	8		✓	7	✓			
R	9	✓		6	✓			
L	10		✓	5	✓			
L	11	✓		4	✓			
A	12			3				
E	13			2				
K	14	✓	✓	1				

[K I A S I S S L R L L A E K]

dbValid true WLFSISSR PHOS(1) 2. 538. 0.252237 5.13105 100. ? 1656.
 S_Acido_new%gi|68568487|gb|AAY81416.1| WLFSISSR%:::PHOS:::sample_2%compd_393

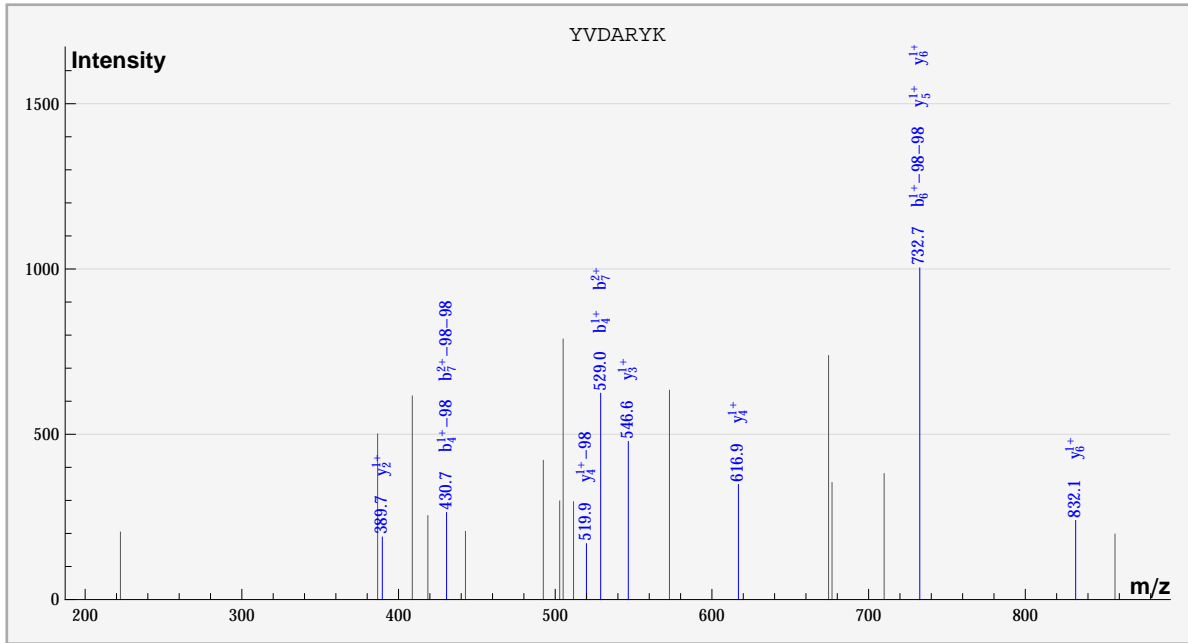


	#	b	b*	#	y	y*	P	P*
W	1	✓						✓
L	2			7	✓			
F	3			6	✓	✓		
S	4			5	✓			
I	5	✓		4		✓		
S	6		✓	3	✓			
S	7		✓	2	✓			
R	8	✓	✓	1				

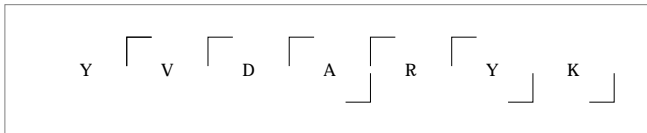


dbValid true YVDARYK PHOS(2) 2. 538. -0.293538 5.04302 100. ? 354.

S_Acido_new%gi|68566856|gb|AAY79785.1| YVDARYK%:PHOS:::PHOS::%sample_2%compd_2073

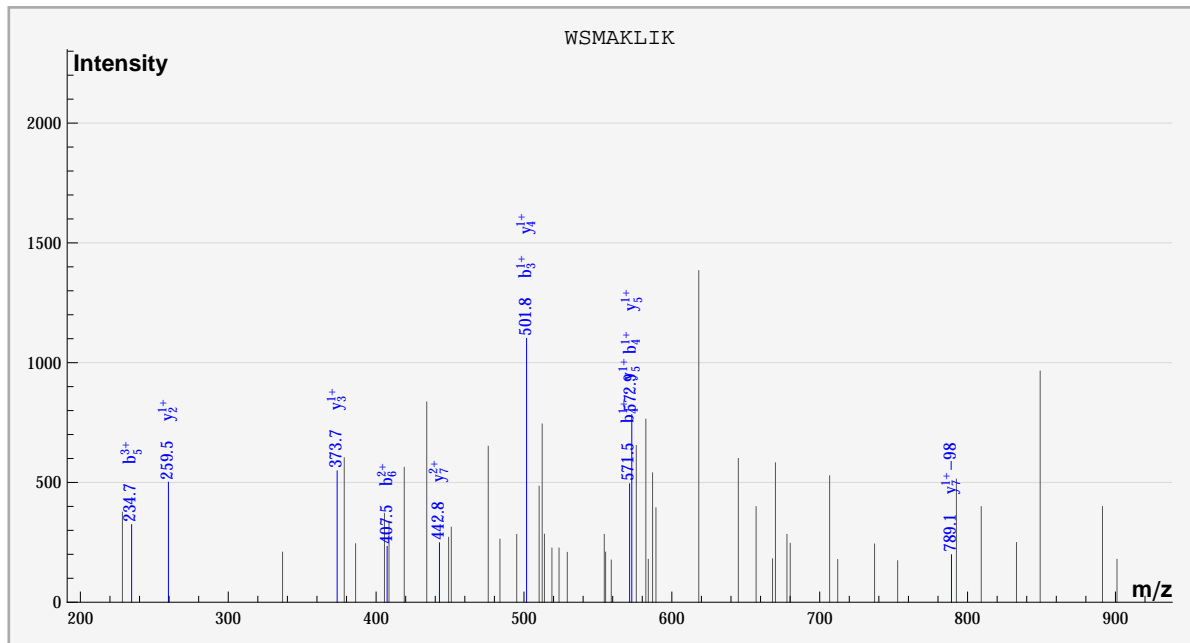


	#	b	b*	#	y	y*	P	P*
Y	1							
V	2			6	✓	✓		
D	3			5	✓			
A	4	✓	✓	4	✓	✓		
R	5			3	✓			
Y	6		✓	2	✓			
K	7	✓	✓	1				



dbValid true WSMAKLIK Oxidation_M(1),PHOS(1) 2. 538. -1.23334 5.0029 100. ? 3654.

S_Acido_new%gil68567552|gb|AAY80481.1| WSMAKLIK%::PHOS:Oxidation_M:::::%sample_2%compd_2229

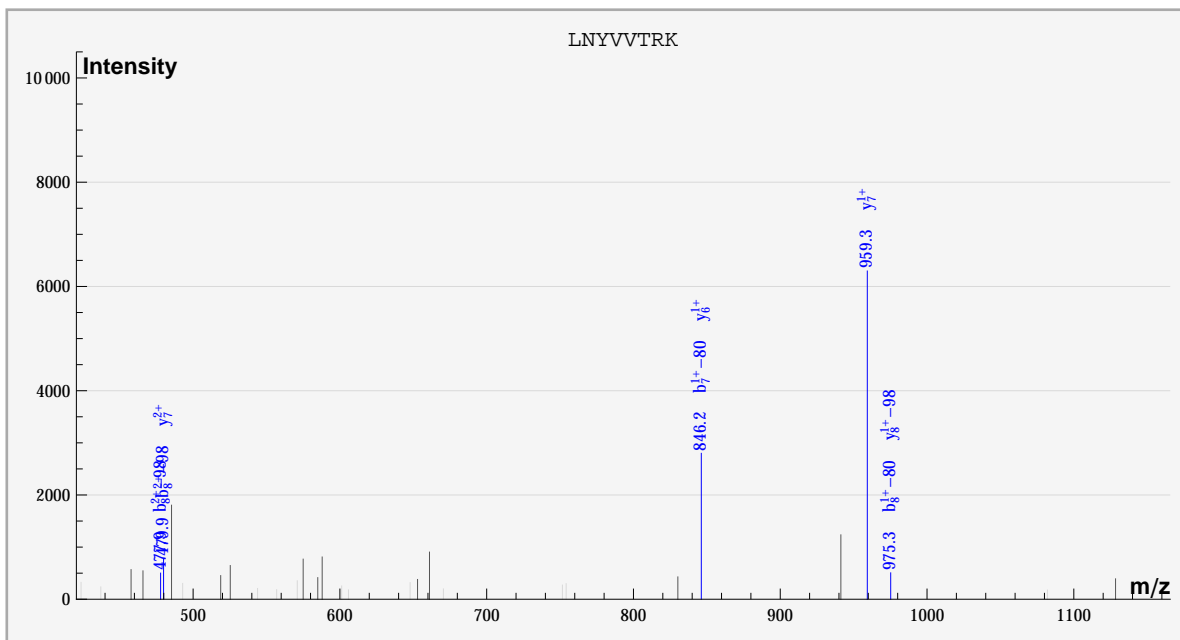


	#	b	b*	#	y	y*	P	P*
W	1							
S	2			7	✓	✓		
M	3	✓		6				
A	4	✓		5	✓			
K	5	✓		4	✓			
L	6	✓		3	✓			
I	7			2	✓			
K	8			1				




dbValid true LNYVVTRK PHOS(1) 2. 538. -1.21884 4.95669 100. ? 3846.

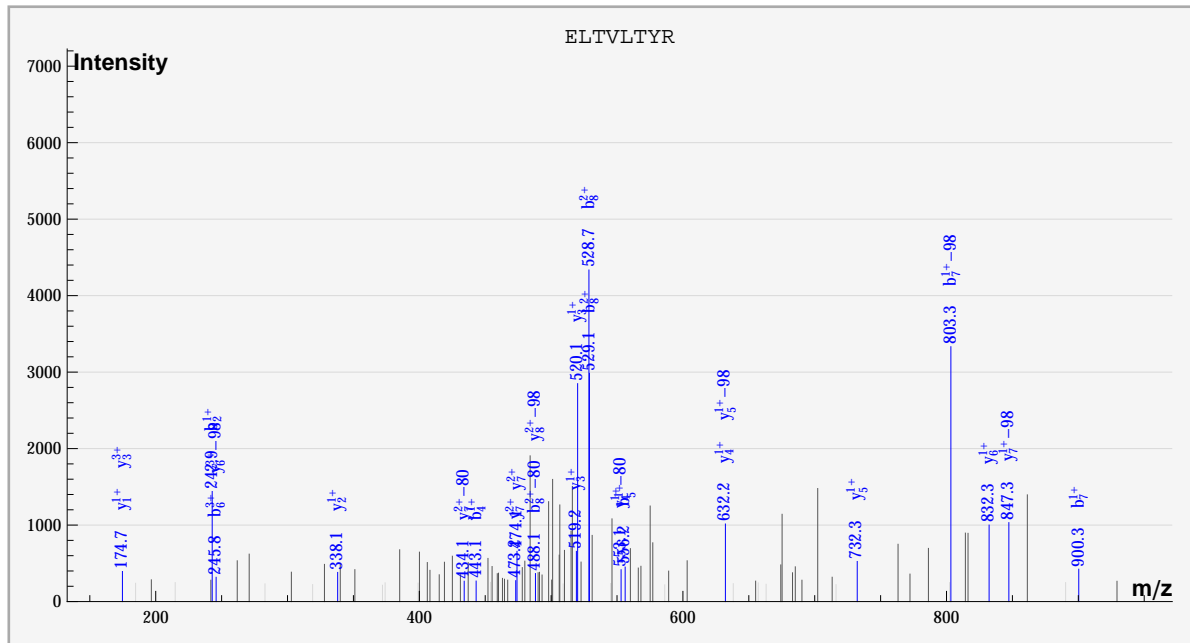
S_Acido_new%gi|68567871|gb|AAY80800.1| LNYVVTRK%:::PHOS:::sample_2%cmpd_2405



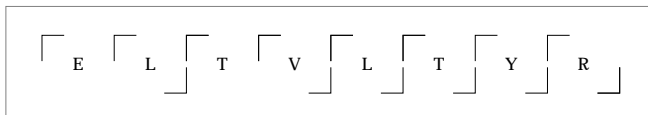
	#	b	b*	#	y	y*	P	P*
L	1							✓
N	2			7	✓			
Y	3			6	✓			
V	4			5				
V	5			4				
T	6			3				
R	7	✓		2				
K	8	✓		1				



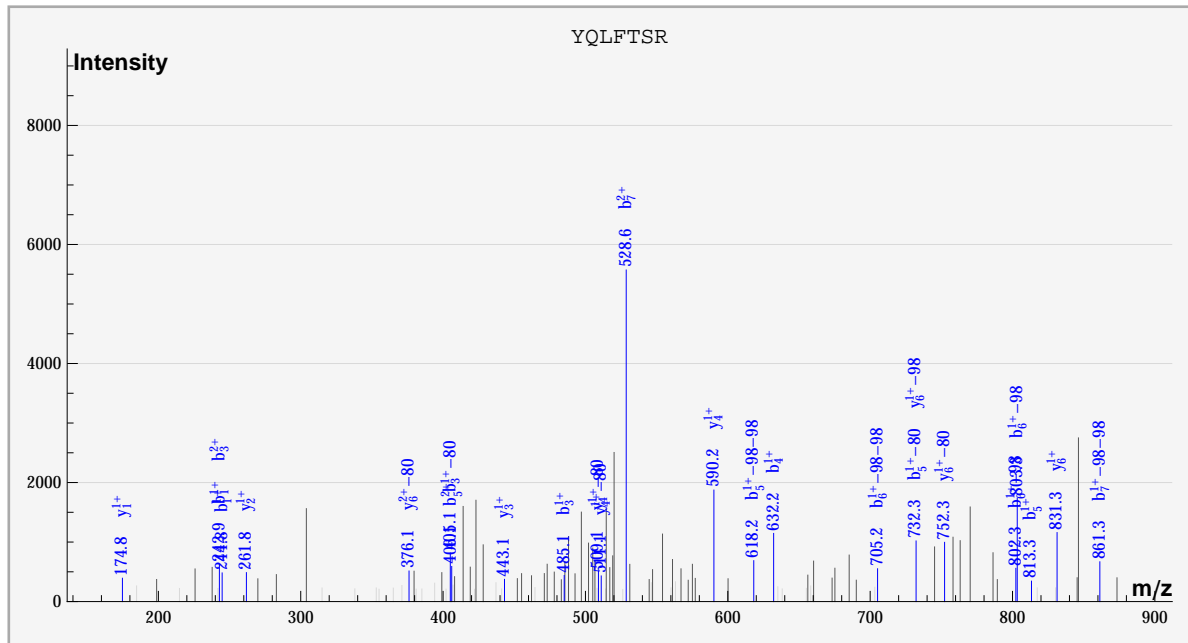
dbValid true ELTVLTYR PHOS(1) 2. 539. -1.23482 5.18244 100. ? 1326.
 S_Acido_new%gi|68566704|gb|AAY79633.1| ELTVLTYR%:::PHOS:::sample_0%compd_104



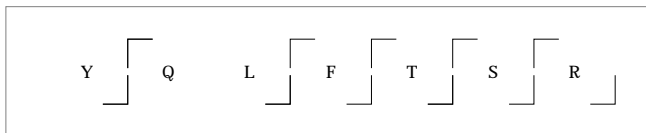
	#	b	b*	#	y	y*	P	P*
E	1							✓
L	2	✓		7	✓	✓		
T	3			6	✓	✓		
V	4	✓		5	✓	✓		
L	5	✓		4	✓	✓		
T	6	✓		3	✓			
Y	7	✓	✓	2	✓			
R	8	✓	✓	1	✓			



dbValid true YQLF TSR PHOS(2) 2. 539. -1.29353 4.9193 100. ? 1458.
 S_Acido_new%gil68566987|gb|AAY79916.1| YQLF TSR%:PHOS:::PHOS:::%sample_0%cmpd_218

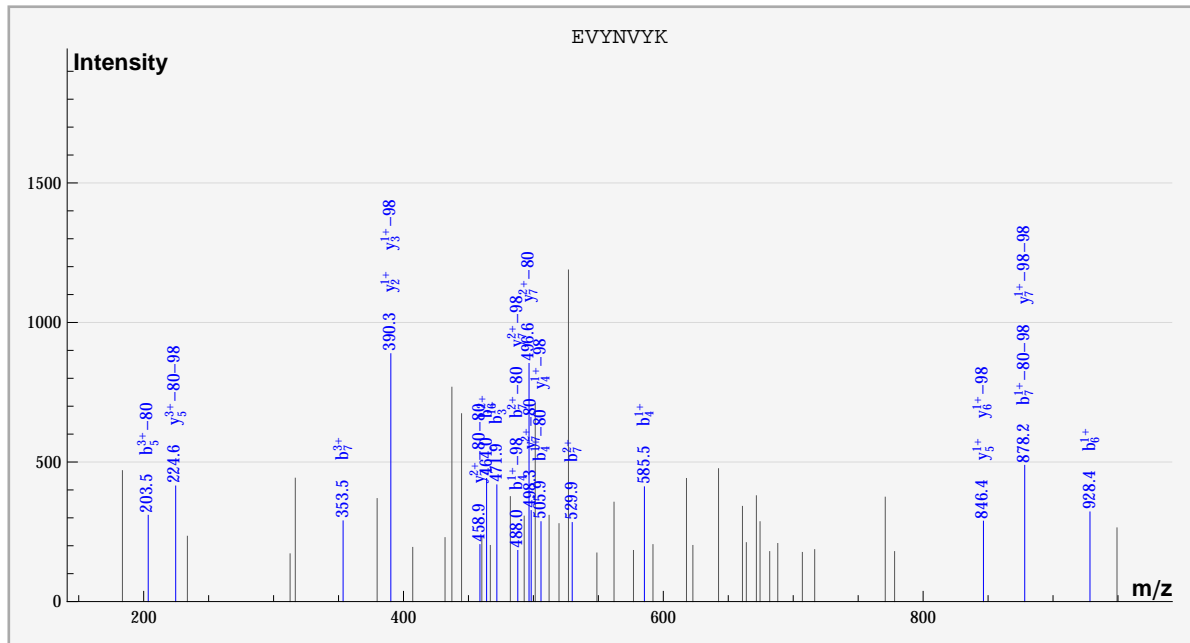


	#	b	b*	#	y	y*	P	P*
Y	1	✓						
Q	2			6	✓	✓		
L	3	✓	✓	5				
F	4	✓		4	✓	✓		
T	5	✓	✓	3	✓			
S	6		✓	2	✓			
R	7	✓	✓	1	✓			

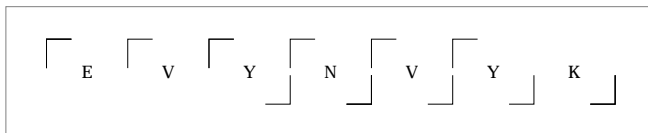


dbValid true EVYNVYK PHOS(2) 2. 539. -1.29915 4.96169 100. ? 1476.

S_Acido_new%gi|68566734|gb|AA79663.1| EVYNVYK%::PHOS::PHOS::sample_2%compd_232

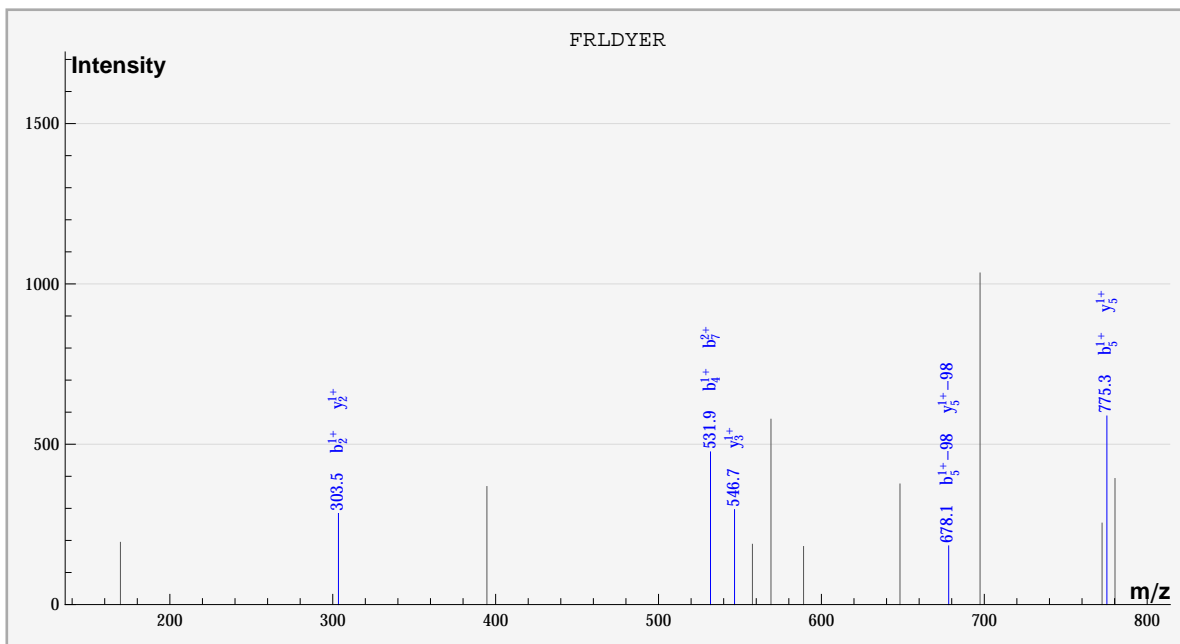


	#	b	b*	#	y	y*	P	P*
E	1							✓
V	2			6		✓		
Y	3	✓		5	✓	✓		
N	4	✓	✓	4		✓		
V	5		✓	3		✓		
Y	6	✓		2	✓			
K	7	✓	✓	1				

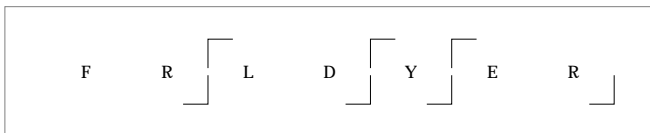


dbValid true FRLDYER PHOS(1) 2. 539. 0.739492 5.32293 100. ? 1524.

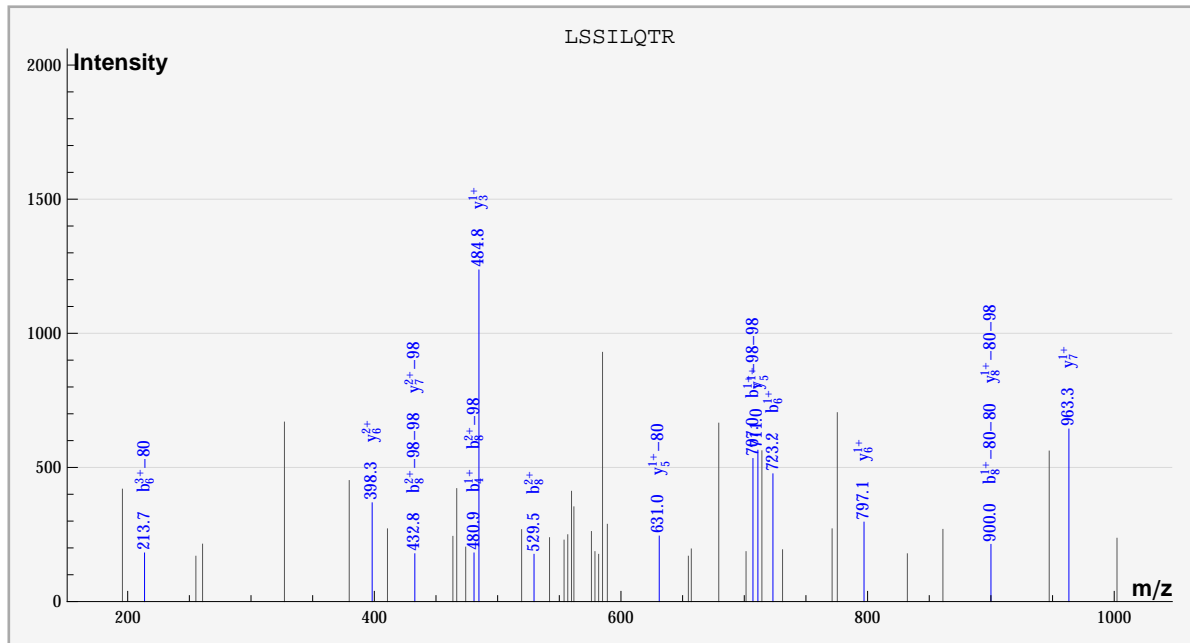
S_Acido_new%gi|68567362|gb|AAY80291.1| FRLDYER%:::::PHOS:::sample_3%compd_274



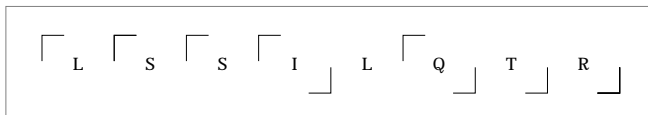
	#	b	b*	#	y	y*	P	P*
F	1							
R	2	✓		6				
L	3			5	✓	✓		
D	4	✓		4				
Y	5	✓	✓	3	✓			
E	6			2	✓			
R	7	✓		1				



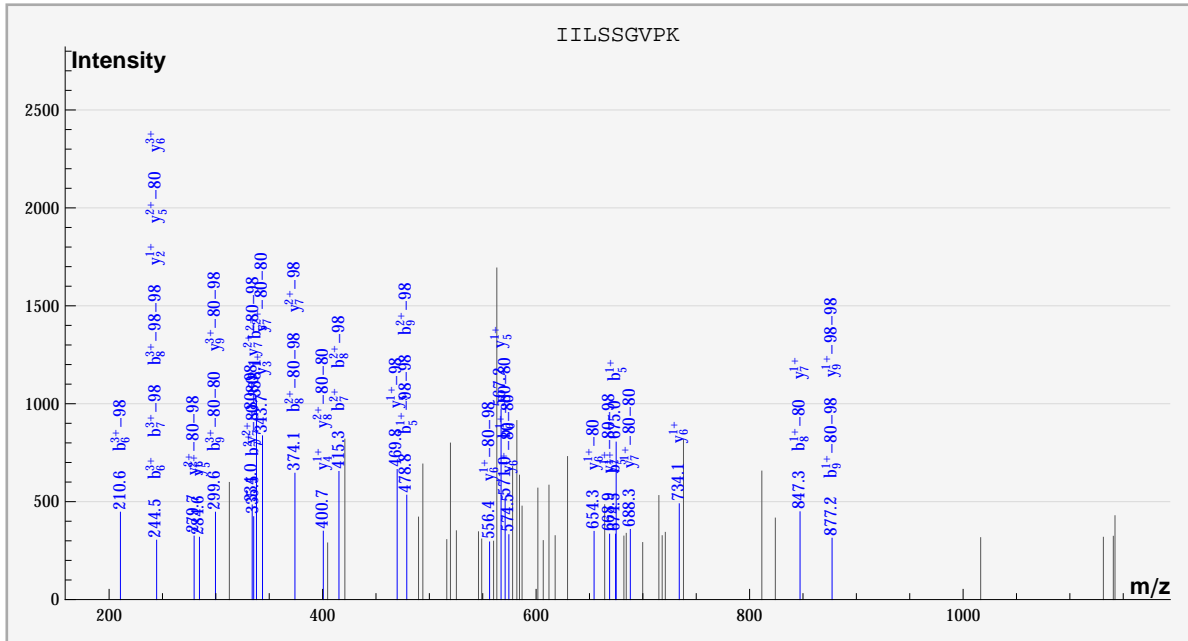
dbValid true LSSILQTR PHOS(2) 2. 539. 0.240672 4.90575 100. ? 1884.
 S_Acido_new%gil68567277|gb|AAy80206.1| LSSILQTR%::PHOS%::PHOS%::sample_2%compd_605



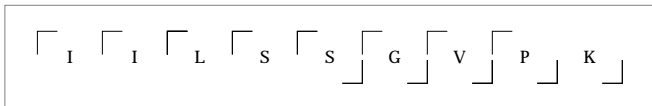
	#	b	b*	#	y	y*	P	P*
L	1							✓
S	2			7	✓	✓		
S	3			6	✓			
I	4	✓		5	✓	✓		
L	5			4				
Q	6	✓	✓	3	✓			
T	7		✓	2				
R	8	✓	✓	1				



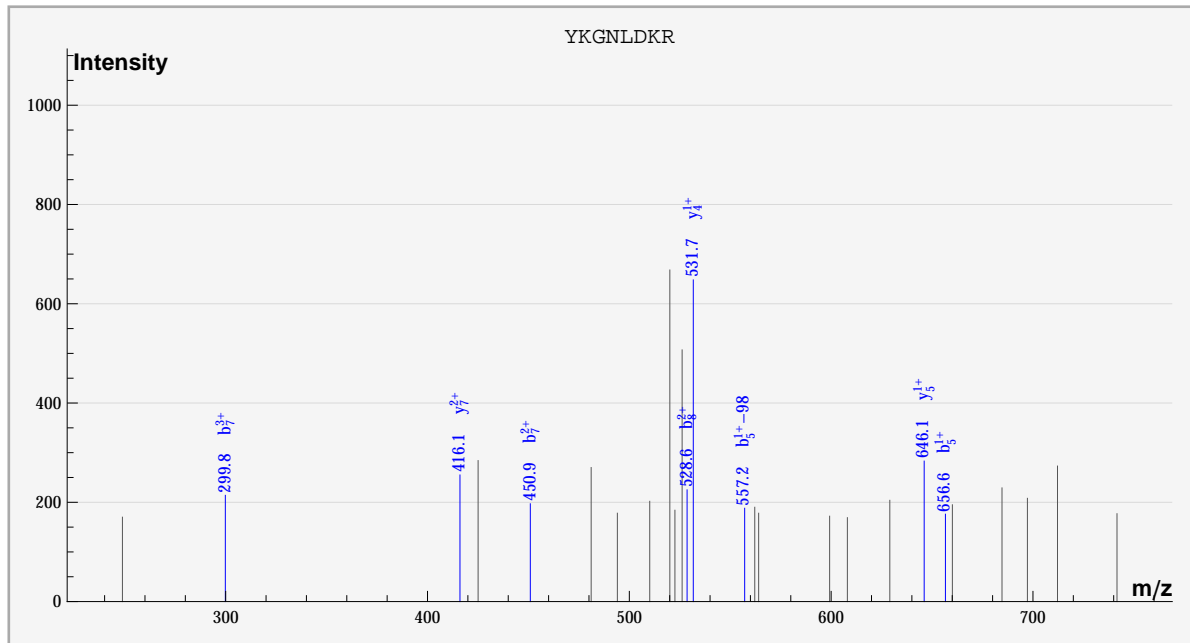
dbValid true IILSSGVPK PHOS(2) 2. 539. -1.74422 5.04092 100. ? 3234.
 S_Acido_new%gii68567522|gb|AAy80451.1| IILSSGVPK%:::PHOS:PHOS:::%sample_2%cmpd_1842



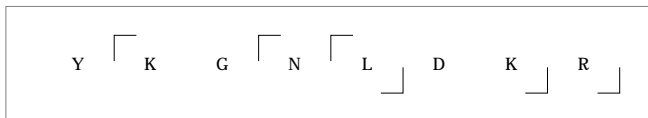
	#	b	b*	#	y	y*	P	P*
I	1							✓
I	2			8		✓		
L	3			7	✓	✓		
S	4			6	✓	✓		
S	5	✓	✓	5	✓	✓		
G	6	✓	✓	4	✓			
V	7	✓	✓	3	✓			
P	8		✓	2	✓			
K	9		✓	1				



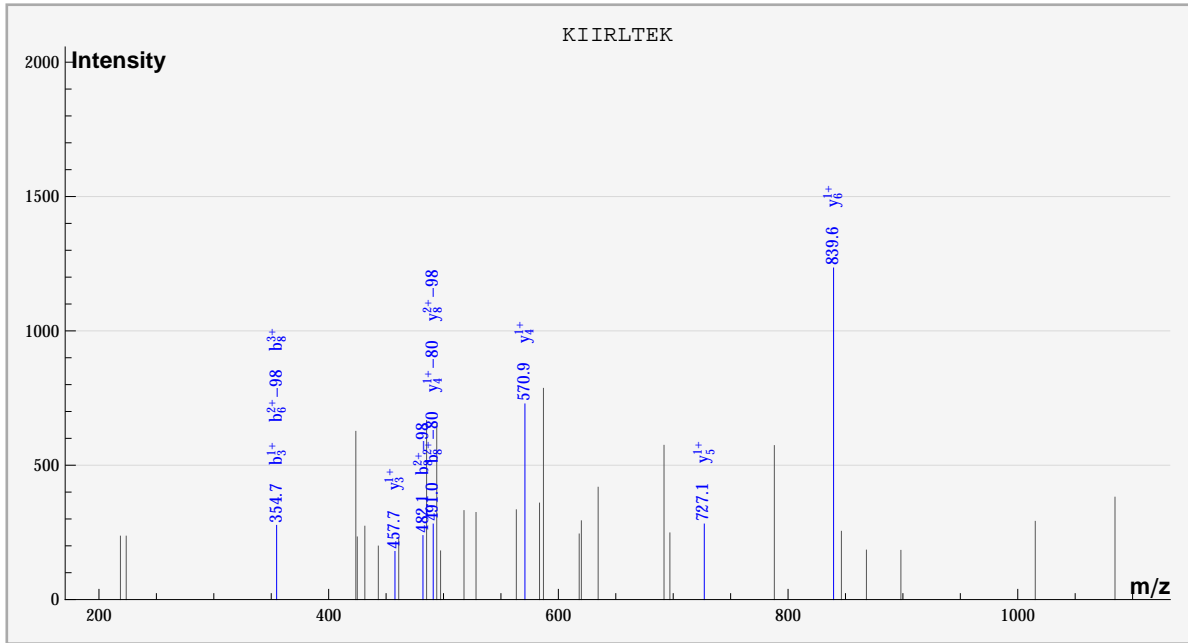
dbValid true YKGNLDKR PHOS(1) 2. 539. -1.73941 5.50695 100. ? 3630.
 S_Acido_new%gi|68568071|gb|AAY81000.1| YKGNLDKR%:PHOS:::sample_0%cmpd_2112



	#	b	b*	#	y	y*	P	P*
Y	1							
K	2			7	✓			
G	3			6				
N	4			5	✓			
L	5	✓	✓	4	✓			
D	6			3				
K	7	✓		2				
R	8	✓		1				



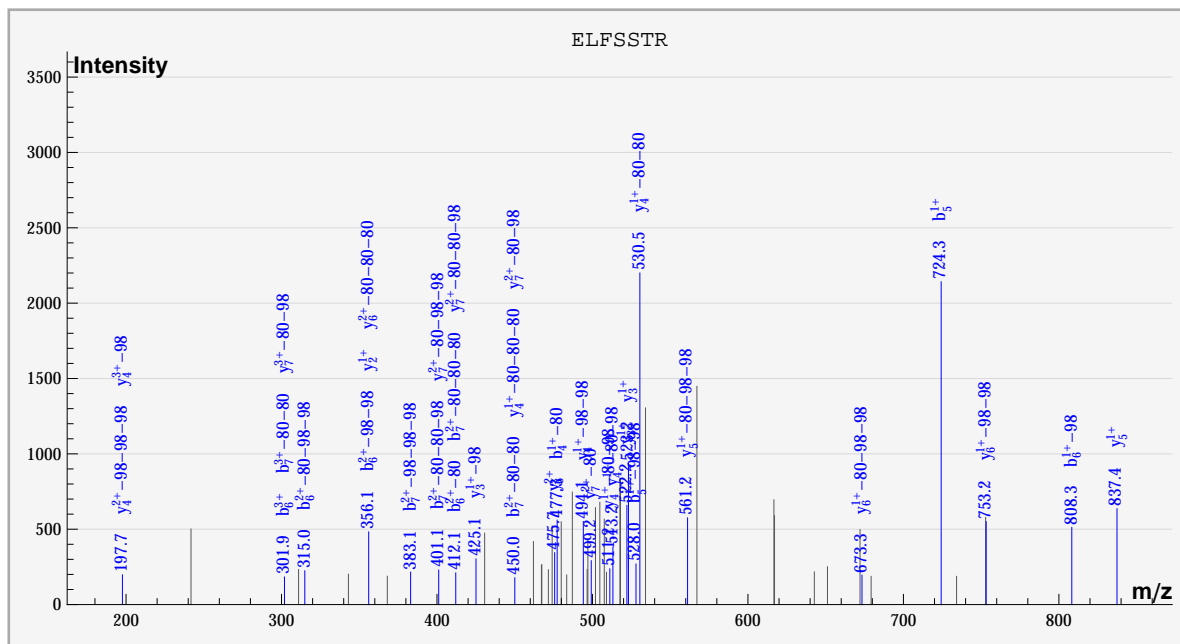
dbValid true KIIRLTEK PHOS(1) 2. 539. 1.81246 4.88456 100. ? 3798.
 S_Acido_new%gi|68566957|gb|AAY79886.1| KIIRLTEK%:::::PHOS:::sample_2%cmpd_2363



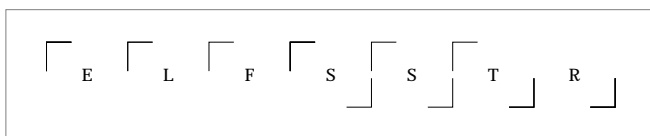
	#	b	b*	#	y	y*	P	P*
K	1							✓
I	2			7				
I	3	✓		6	✓			
R	4			5	✓			
L	5			4	✓	✓		
T	6	✓		3	✓			
E	7			2				
K	8	✓	✓	1				



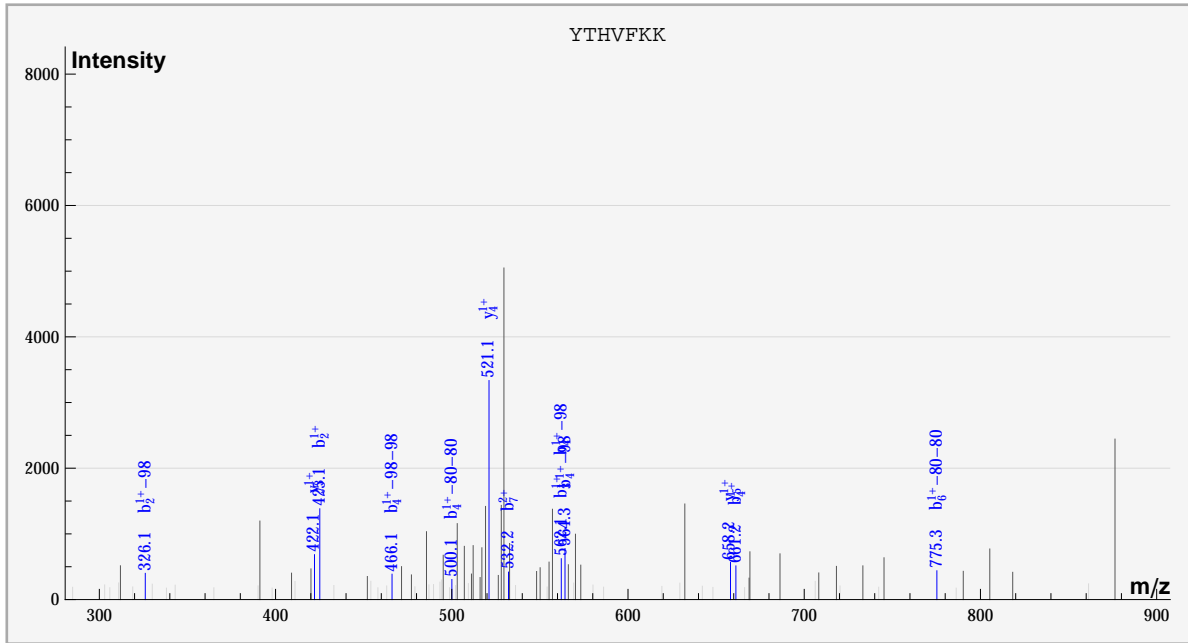
dbValid true ELFSSTR PHOS(3) 2. 541. -0.834028 5.42301 100. ? 1224.
 S_Acido_new%gi|68568120|gb|AAY81049.1| ELFSSTR%:::PHOS:PHOS:PHOS::%sample_1%compd_14



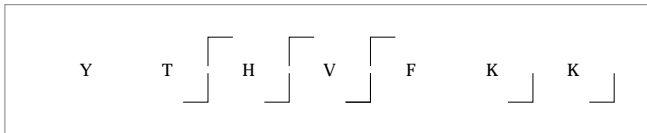
	#	b	b*	#	y	y*	P	P*
E	1							✓
L	2			6	✓	✓		
F	3			5	✓	✓		
S	4	✓	✓	4	✓	✓		
S	5	✓	✓	3	✓	✓		
T	6	✓	✓	2	✓			
R	7		✓	1				



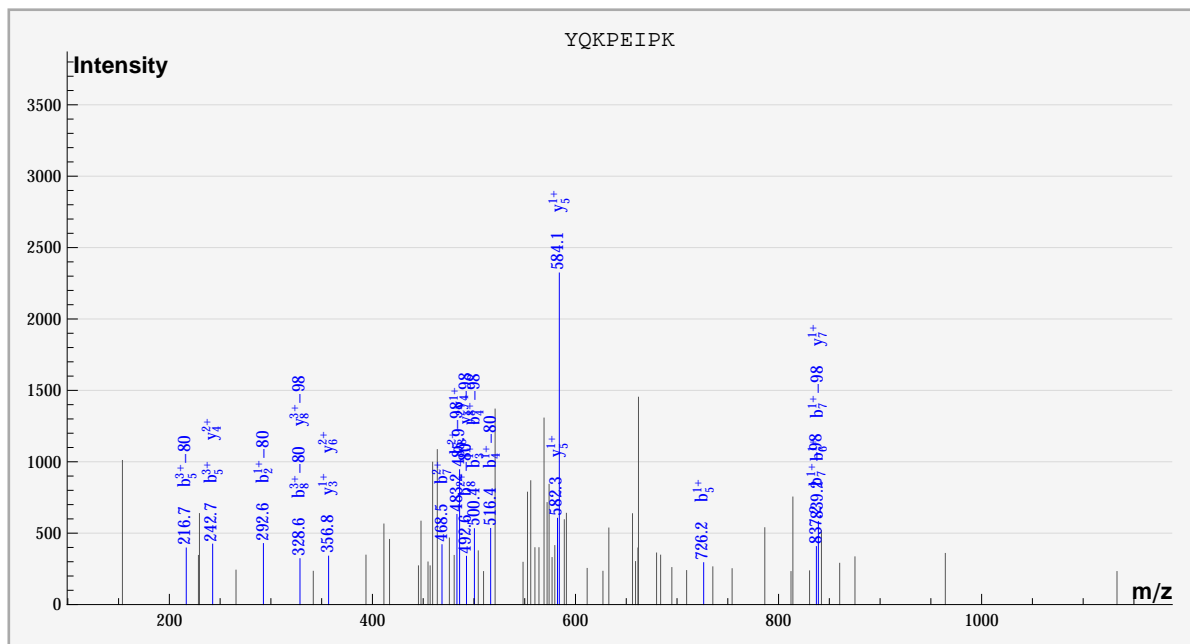
dbValid true YTHVFKK PHOS(2) 2. 541. 0.727197 4.96129 100. ? 1650.
 S_Acido_new%gil68567545|gb|AA80474.1| YTHVFKK%:PHOS:PHOS:.....%sample_1%compd_379



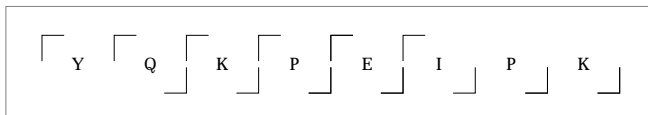
	#	b	b*	#	y	y*	P	P*
Y	1							
T	2	✓	✓	6				
H	3	✓		5	✓			
V	4	✓	✓	4	✓			
F	5			3	✓			
K	6		✓	2				
K	7	✓		1				



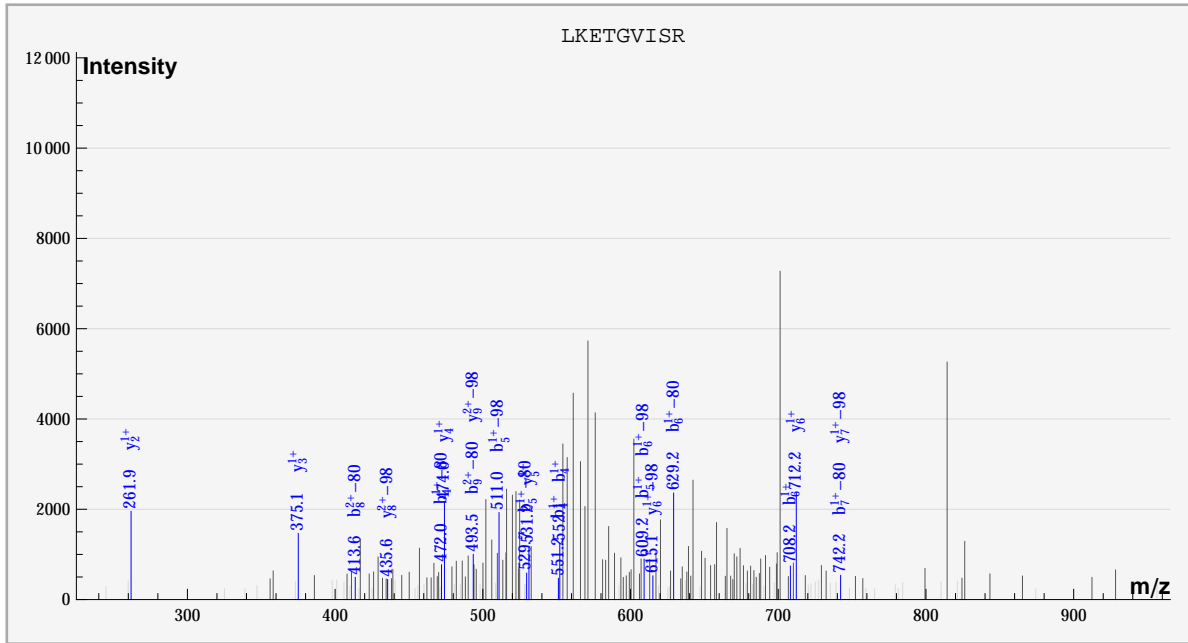
dbValid true YQKPEIPK PHOS(1) 2. 541. 0.767717 5.13852 100. ? 2232.
 S_Acido_new%gi|68567557|gb|AAY80486.1| YQKPEIPK%:PHOS:::sample_1%compd_920



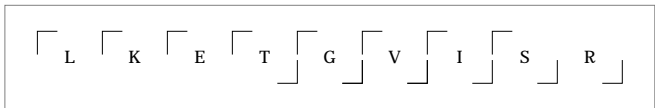
	#	b	b*	#	y	y*	P	P*
Y	1							✓
Q	2		✓	7	✓			
K	3	✓		6	✓			
P	4		✓	5	✓			
E	5	✓	✓	4	✓			
I	6	✓		3	✓			
P	7	✓	✓	2				
K	8		✓	1				



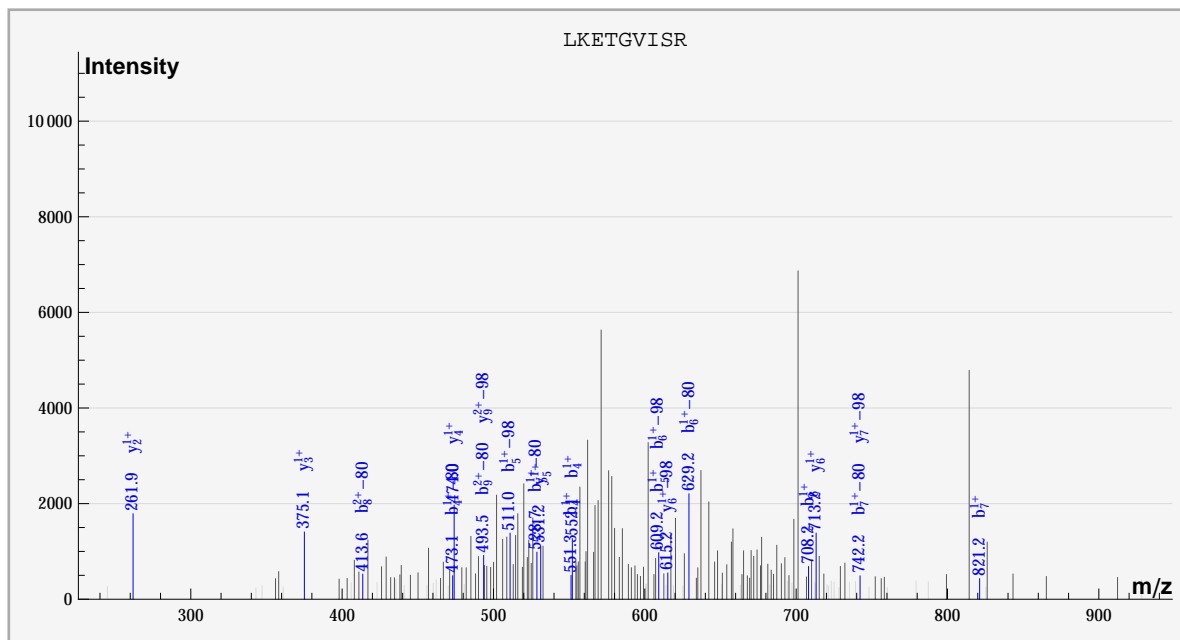
dbValid true LKETGVISR PHOS(1) 2. 541. 0.783897 5.07307 100. ? 2358.
 S_Acido_new%gi|68568331|gb|AAY81260.1| LKETGVISR%::::PHOS::::%sample_0%cmpd_965



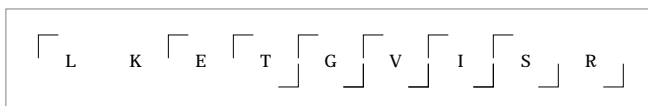
	#	b	b*	#	y	y*	P	P*
L	1							✓
K	2			8				✓
E	3			7				✓
T	4	✓	✓	6	✓	✓		
G	5	✓	✓	5	✓			
V	6	✓	✓	4	✓			
I	7		✓	3	✓			
S	8		✓	2	✓			
R	9		✓	1				



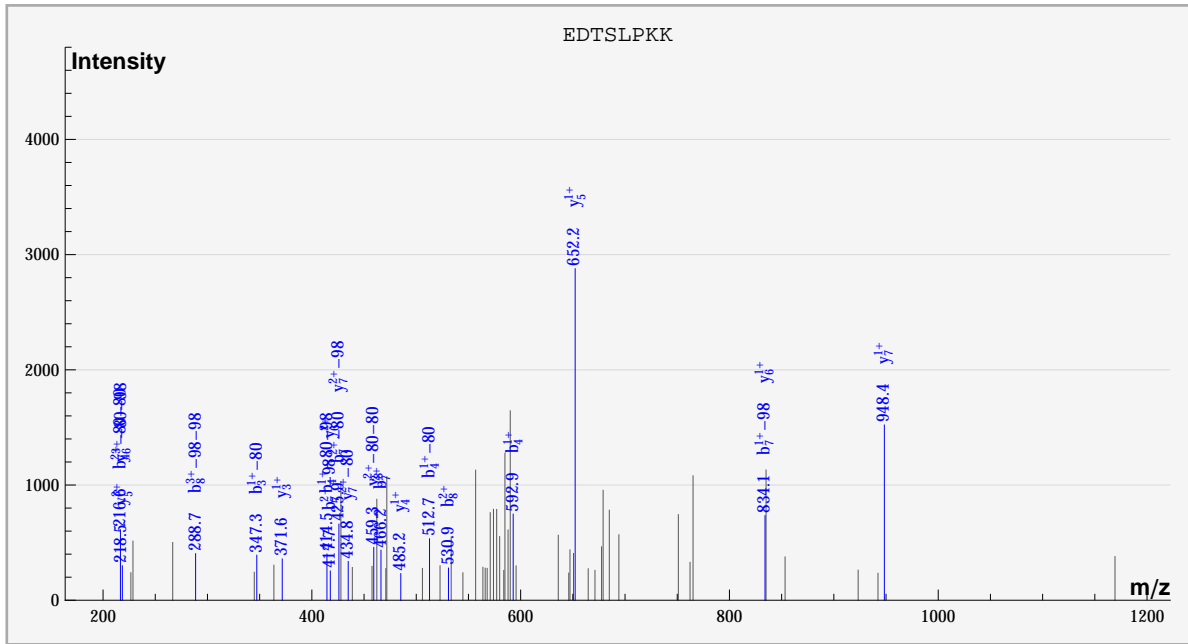
dbValid true LKETGVISR PHOS(1) 2. 541. 0.783897 4.90217 100. ? 2370.
 S_Acido_new%gi|68568331|gb|AAY81260.1| LKETGVISR%::::PHOS::::%sample_0%cmpd_975



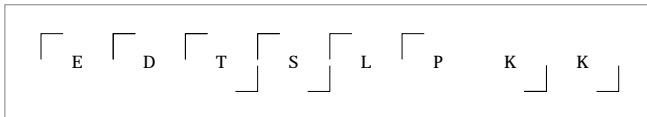
	#	b	b*	#	y	y*	P	P*
L	1							✓
K	2			8				
E	3			7		✓		
T	4	✓	✓	6	✓	✓		
G	5	✓	✓	5	✓			
V	6	✓	✓	4	✓			
I	7	✓	✓	3	✓			
S	8		✓	2	✓			
R	9		✓	1				



dbValid true EDTSLPKK PHOS(2) 2. 541. -1.78314 5.17962 100. ? 3162.
 S_Acido_new%gi|68567013|gb|AA79942.1| EDTSLPKK%:::PHOS:PHOS:::%sample_1%cmpd_1771

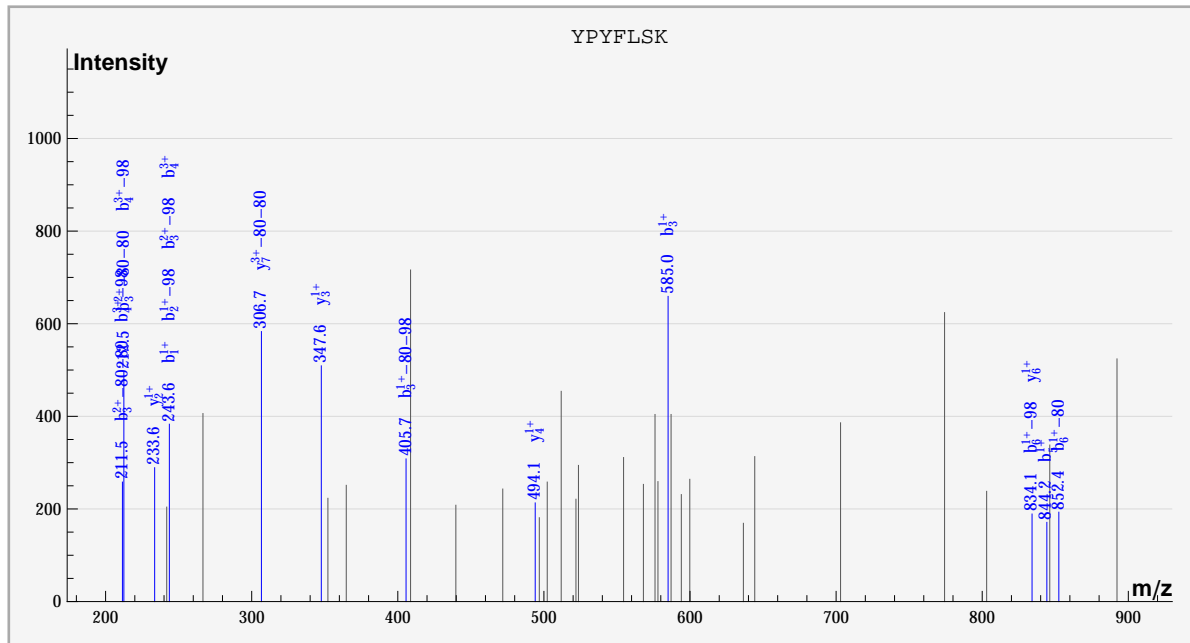


	#	b	b*	#	y	y*	P	P*
E	1							✓
D	2			7	✓	✓		
T	3	✓	✓	6	✓	✓		
S	4	✓	✓	5	✓			
L	5			4	✓			
P	6			3	✓			
K	7	✓	✓	2				
K	8	✓	✓	1				

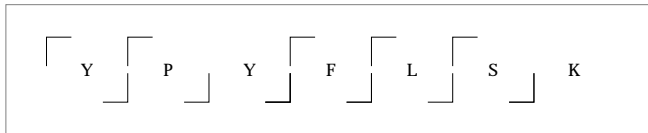


dbValid true YPYFLSK PHOS(2) 2. 541. -1.79169 5.34858 100. ? 4002.

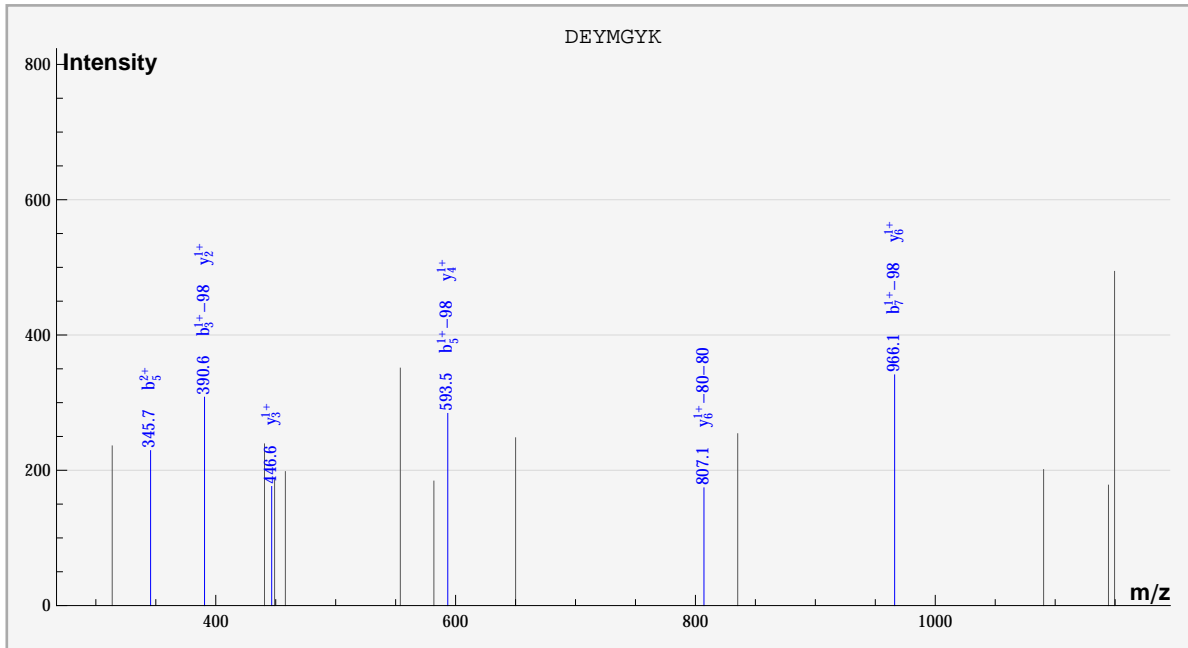
S_Acido_new%gii68567525|gb|AAY80454.1| YPYFLSK%:PHOS:PHOS:::%sample_1%compd_2544



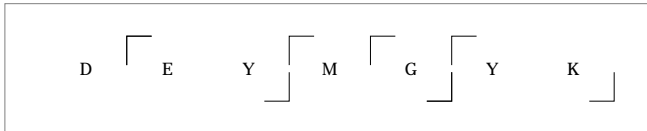
	#	b	b*	#	y	y*	P	P*
Y	1	✓						✓
P	2		✓	6	✓			
Y	3	✓	✓	5				
F	4	✓	✓	4	✓			
L	5	✓		3	✓			
S	6		✓	2	✓			
K	7			1				



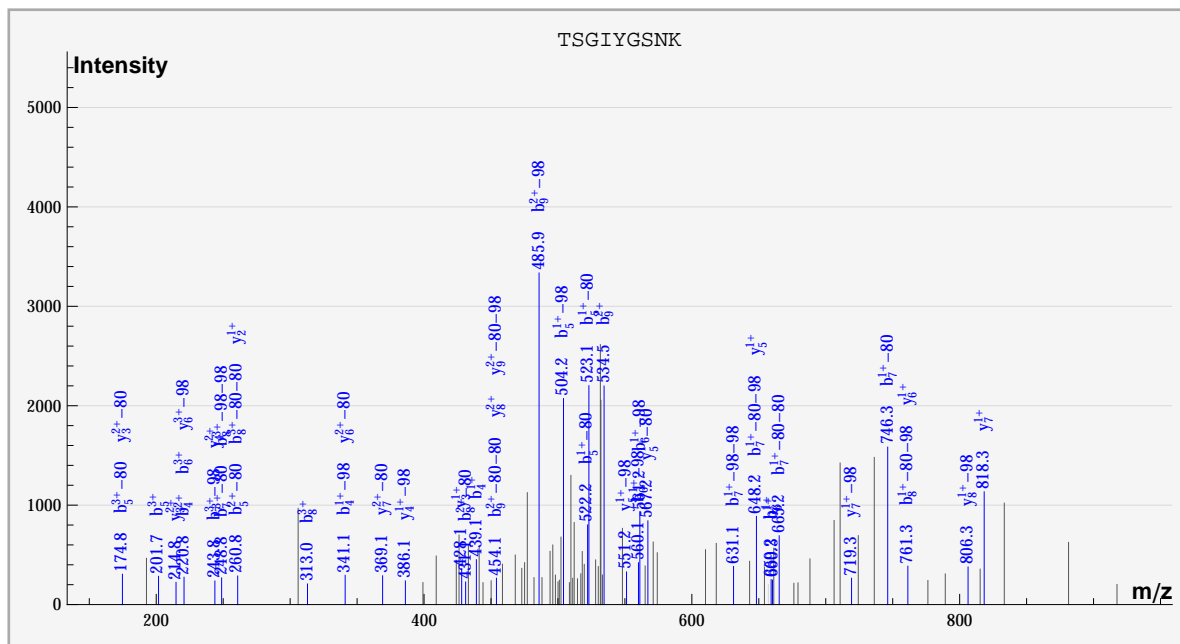
dbValid true DEYMGYK Oxidation_M(1),PHOS(2) 2. 541. 0.152867 5.11891 100. ? 4314.
 S_Acido_new%gil68567301|gb|AAY80230.1| DEYMGYK%:::PHOS:Oxidation_M::PHOS::%sample_1%compd_2829



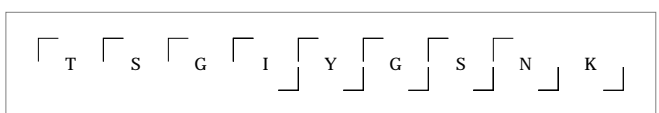
	#	b	b*	#	y	y*	P	P*
D	1							
E	2			6	✓	✓		
Y	3	✓		5				
M	4			4	✓			
G	5	✓	✓	3	✓			
Y	6			2	✓			
K	7		✓	1				



dbValid true TSGIYGSNK PHOS(2) 2. 542. 1.69884 5.2225 100. ? 1494.
 S_Acido_new%gii68568082|gb|AAy81011.1| TSGIYGSNK%:PHOS:::PHOS:::sample_1%compd_241

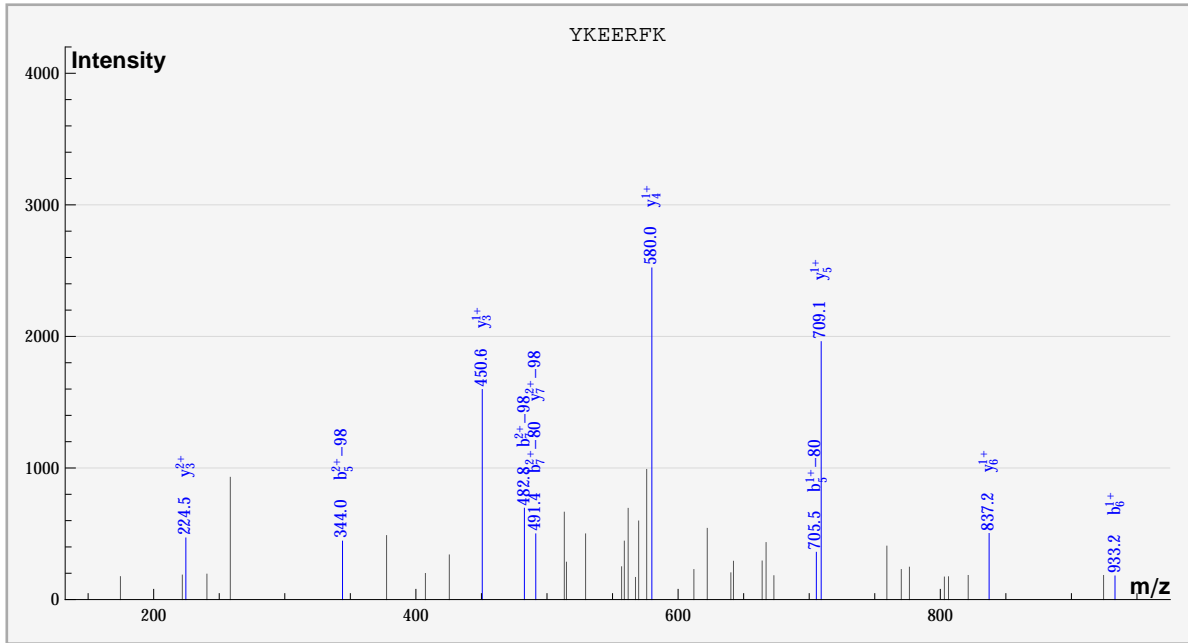


	#	b	b*	#	y	y*	P	P*
T	1							✓
S	2			8	✓	✓		
G	3			7	✓	✓		
I	4	✓	✓	6	✓	✓		
Y	5	✓	✓	5	✓	✓		
G	6	✓	✓	4	✓	✓		
S	7		✓	3	✓	✓		
N	8	✓	✓	2	✓			
K	9	✓	✓	1				

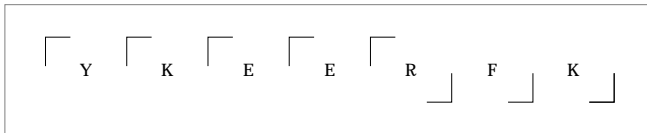


dbValid true YKEERFK PHOS(1) 2. 542. -1.75031 5.41096 100. ? 1614.

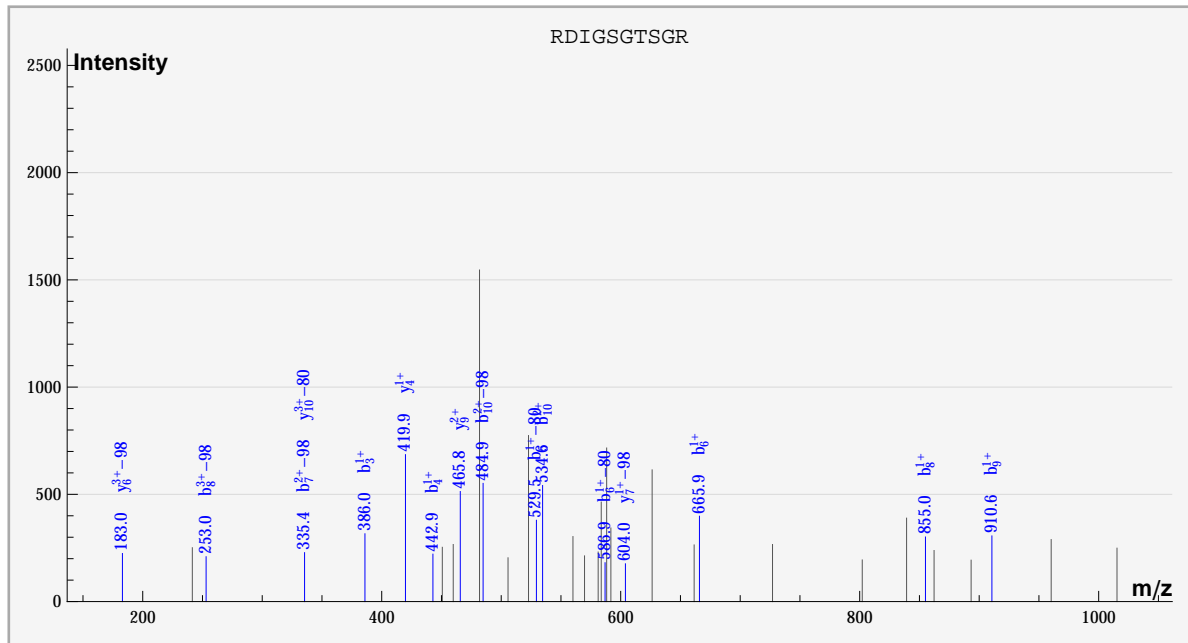
S_Acido_new%gi|68567478|gb|AAY80407.1| YKEERFK%:PHOS:.....%sample_2%cmpd_344



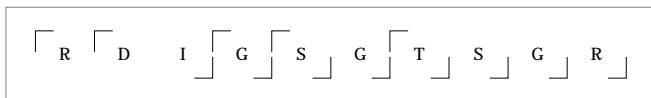
	#	b	b*	#	y	y*	P	P*
Y	1							✓
K	2			6	✓			
E	3			5	✓			
E	4			4	✓			
R	5	✓		3	✓			
F	6	✓		2				
K	7	✓		1				



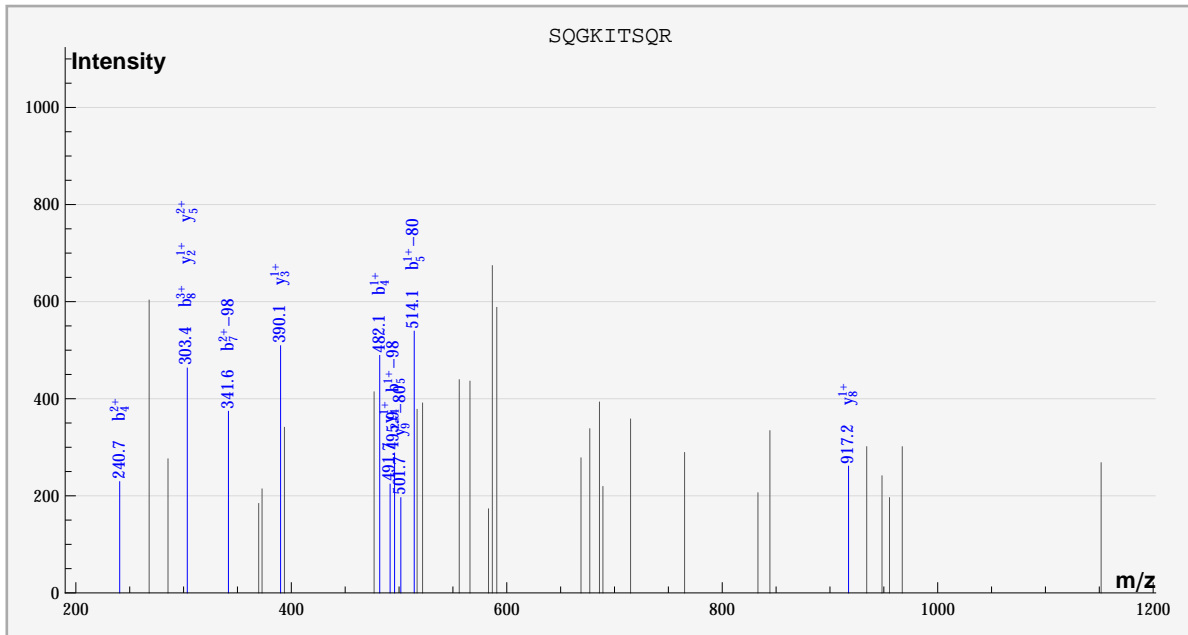
dbValid true RDIGSGTSGR PHOS(1) 2. 542. 1.24039 4.94444 100. ? 3834.
 S_Acido_new%gii68568399|gb|AAY81328.1| RDIGSGTSGR%::::PHOS::::%sample_1%compd_2391



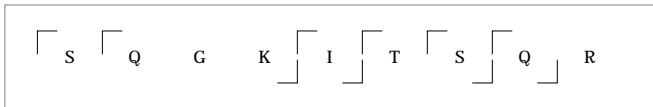
	#	b	b*	#	y	y*	P	P*
R	1							✓
D	2			9	✓			
I	3	✓		8				
G	4	✓		7		✓		
S	5		✓	6		✓		
G	6	✓	✓	5				
T	7		✓	4	✓			
S	8	✓	✓	3				
G	9	✓		2				
R	10	✓	✓	1				



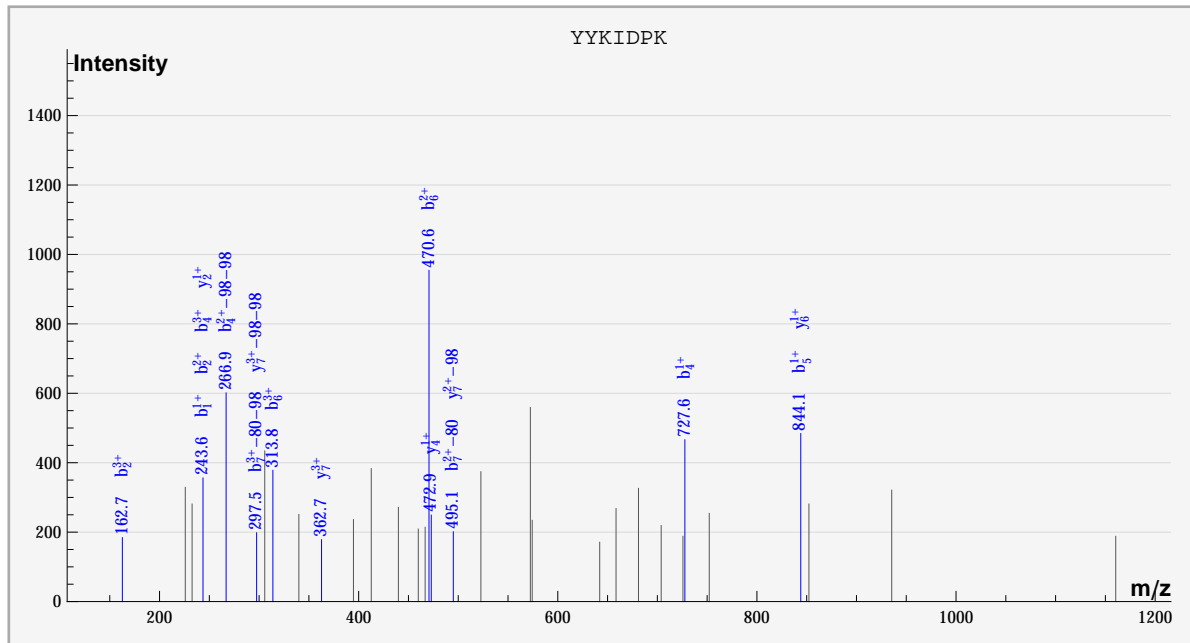
dbValid true SQGKITSQR PHOS(1) 2. 542. 0.760962 5.00345 100. ? 4074.
 S_Acido_new%gi|68568349|gb|AAy81278.1| SQGKITSQR%:PHOS:::sample_1%compd_2611



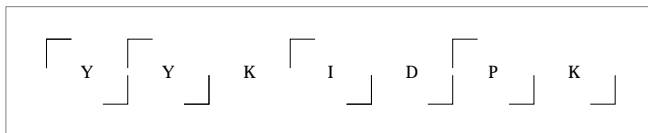
	#	b	b*	#	y	y*	P	P*
S	1							✓
Q	2			8		✓		
G	3			7				
K	4	✓		6				
I	5		✓	5		✓		
T	6			4		✓		
S	7		✓	3		✓		
Q	8	✓		2		✓		
R	9			1				



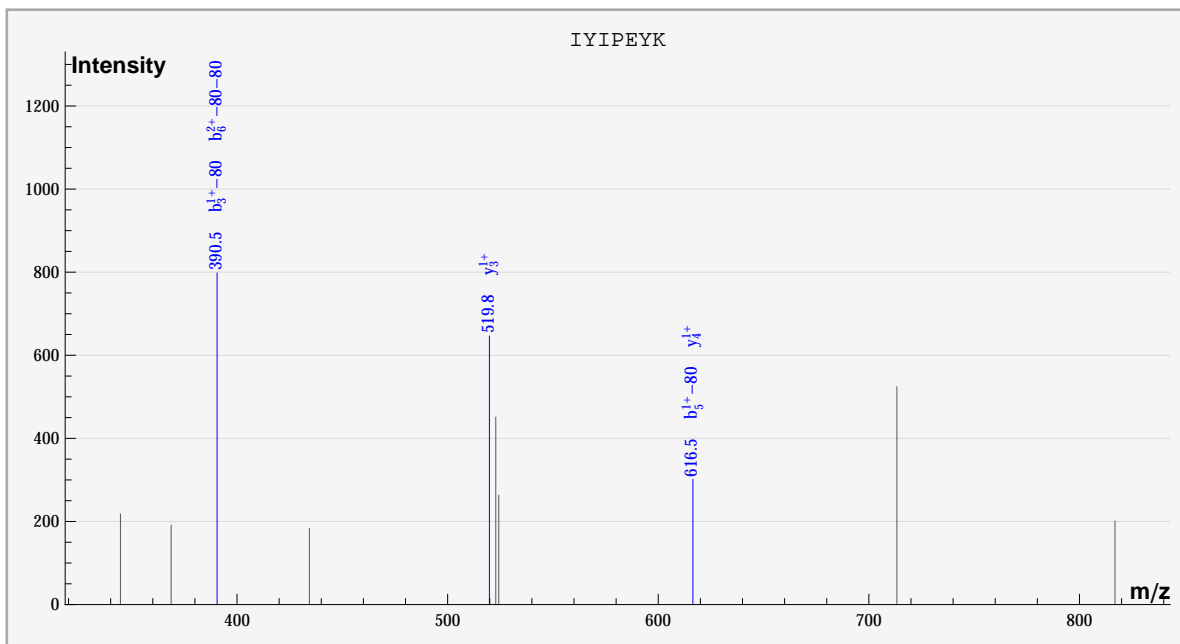
dbValid true YYKIDPK PHOS(2) 2. 542. 1.71904 5.74401 100. ? 4752.
 S_Acido_new%gi|68567224|gb|AA80153.1| YYKIDPK%:PHOS:PHOS:::sample_1%compd_3227



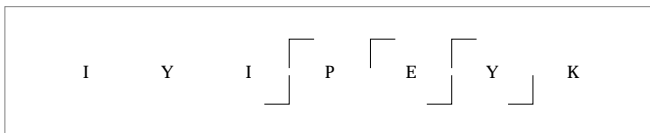
	#	b	b*	#	y	y*	P	P*
Y	1	✓					✓	✓
Y	2	✓		6	✓			
K	3			5				
I	4	✓	✓	4	✓			
D	5	✓		3				
P	6	✓		2	✓			
K	7		✓	1				



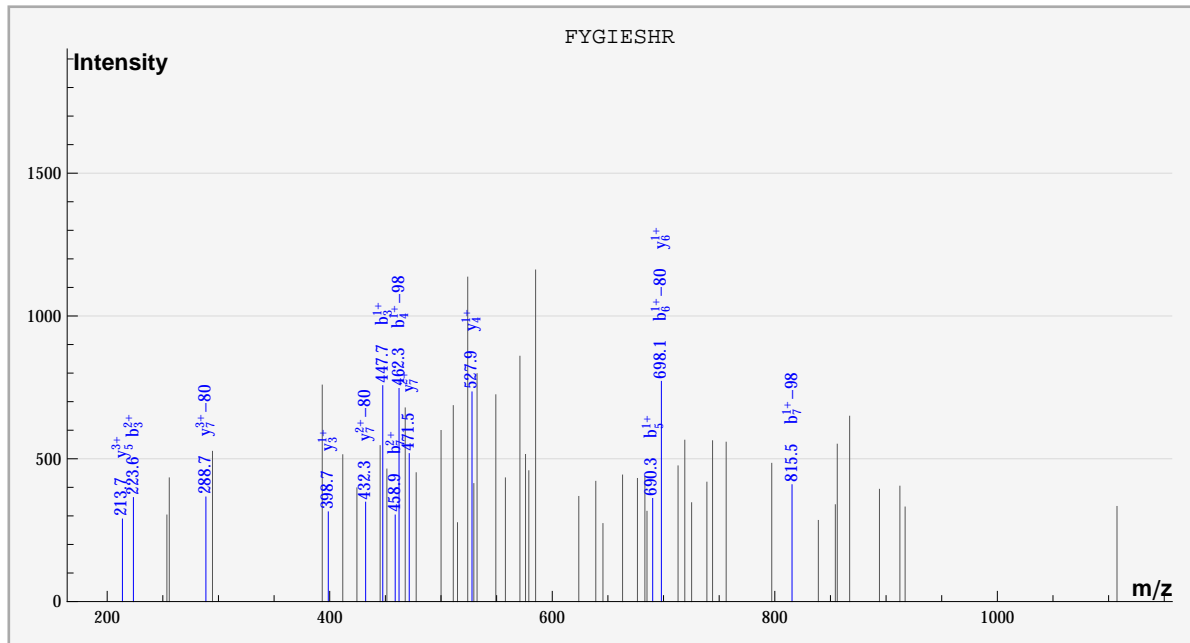
dbValid true IYIPEYK PHOS(2) 2. 542. 1.22141 5.11633 100. ? 4956.
 S_Acido_new%gi|68568320|gb|AA81249.1| IYIPEYK%::PHOS:::PHOS::%sample_1%compd_3411



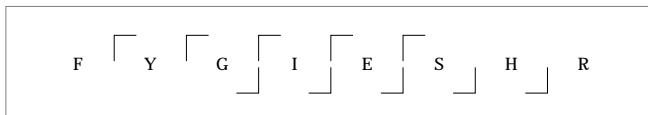
	#	b	b*	#	y	y*	P	P*
I	1							
Y	2			6				
I	3	✓		5				
P	4			4	✓			
E	5	✓		3	✓			
Y	6	✓		2	✓			
K	7			1				



dbValid true FYGIESHR PHOS(1) 2. 543. 1.73167 5.06172 100. ? 1692.
 S_Acido_new%gi|68567737|gb|AAY80666.1| FYGIESHR::PHOS:::sample_1%cmpd_423

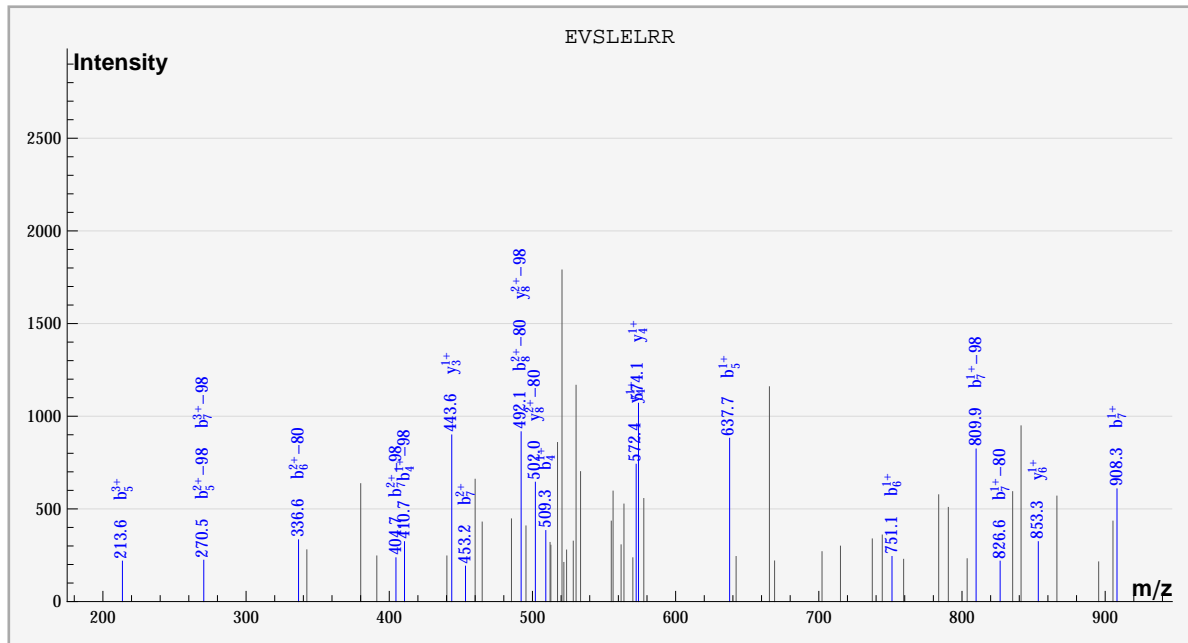


	#	b	b*	#	y	y*	P	P*
F	1							
Y	2			7	✓	✓		
G	3	✓		6	✓			
I	4		✓	5	✓			
E	5	✓		4	✓			
S	6		✓	3	✓			
H	7	✓	✓	2				
R	8			1				

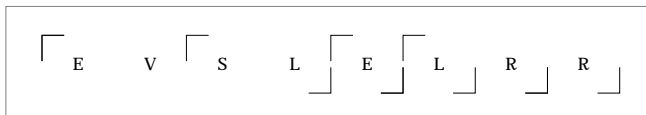


dbValid true EVSLELRR PHOS(1) 2. 543. -1.7263 5.01009 100. ? 1710.

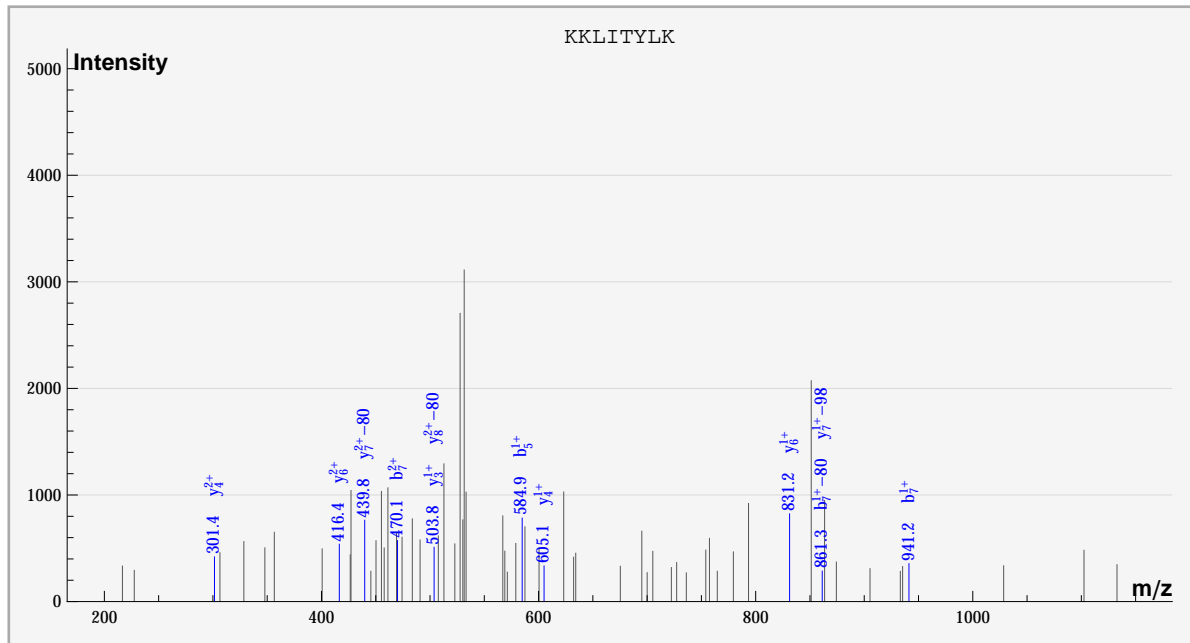
S_Acido_new%gi|68567365|gb|AAY80294.1| EVSLELRR%:::PHOS:::%sample_2%compd_430



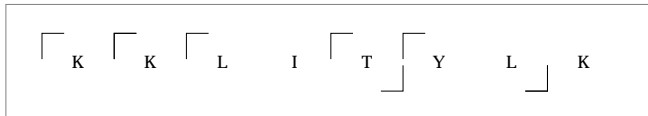
	#	b	b*	#	y	y*	P	P*
E	1							✓
V	2			7				
S	3			6	✓			
L	4	✓	✓	5				
E	5	✓	✓	4	✓			
L	6	✓	✓	3	✓			
R	7	✓	✓	2				
R	8		✓	1				



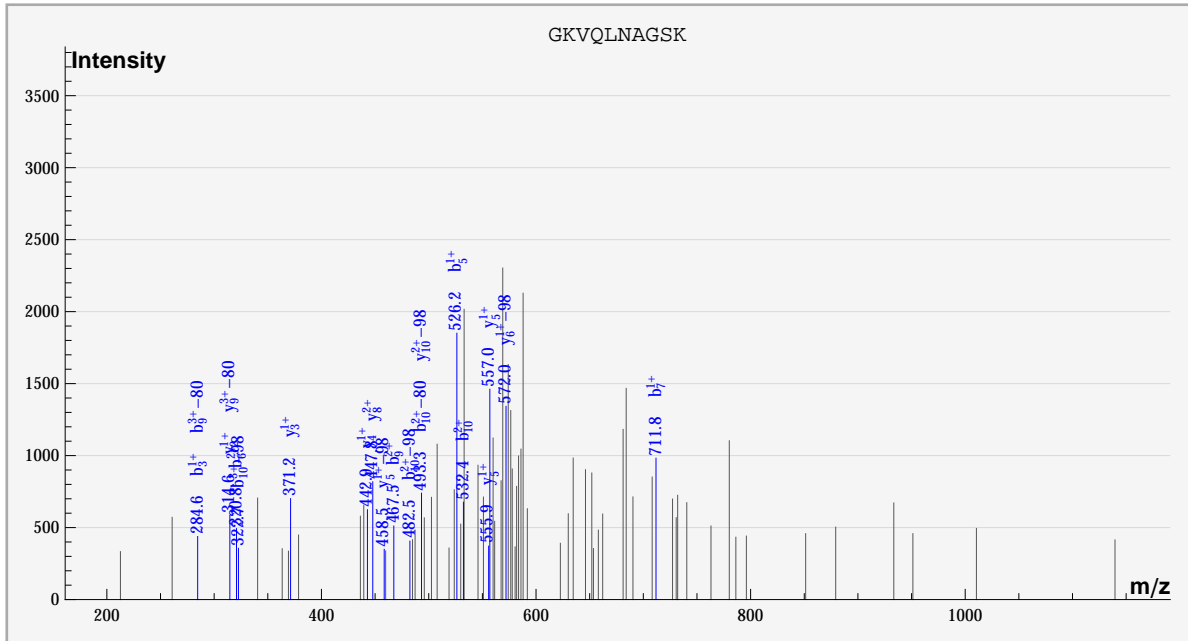
dbValid true KKLITYLK PHOS(1) 2. 543. 0.819752 5.06811 100. ? 1830.
 S_Acido_new%gi|68567722|gb|AAY80651.1| KKLITYLK%:::::PHOS::::sample_2%cmpd_533



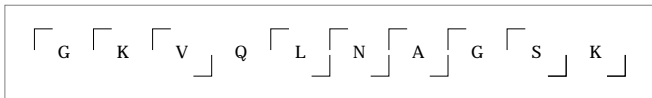
	#	b	b*	#	y	y*	P	P*
K	1							✓
K	2			7		✓		
L	3			6	✓			
I	4			5				
T	5	✓		4	✓			
Y	6			3	✓			
L	7	✓	✓	2				
K	8			1				



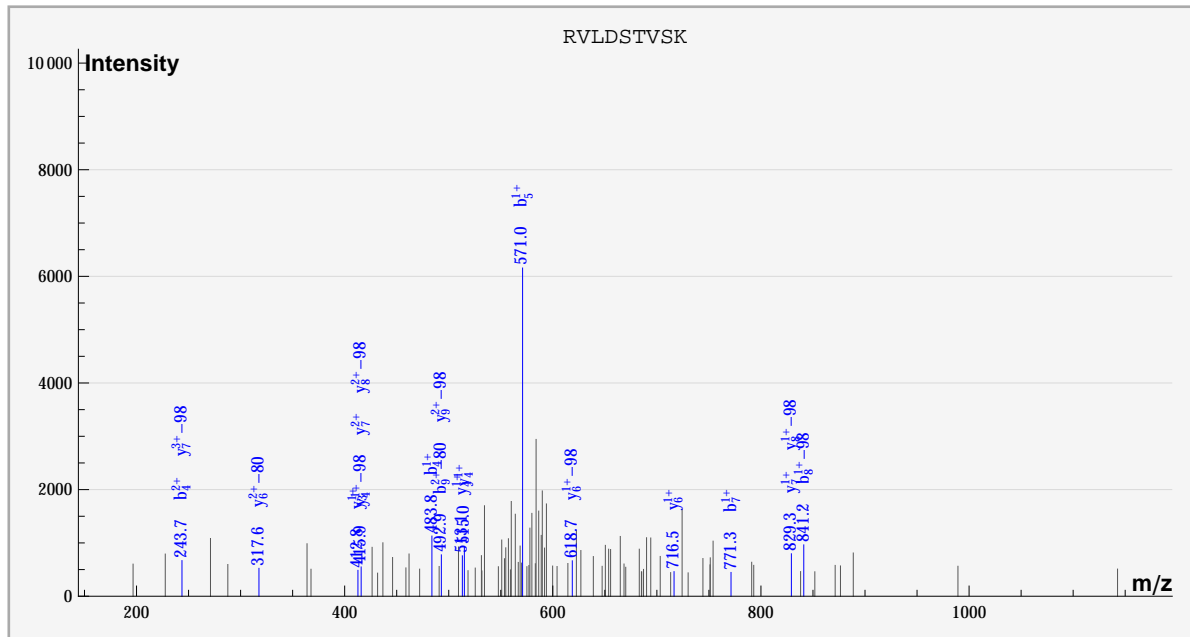
dbValid true GKVQLNAGSK PHOS(1) 2. 543. -1.7263 5.05753 100. ? 2280.
 S_Acido_new%gi|68567408|gb|AA80337.1| GKVQLNAGSK%:::PHOS::%sample_1%cmpd_966



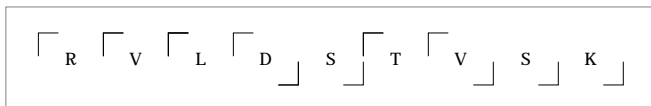
	#	b	b*	#	y	y*	P	P*
G	1							✓
K	2			9		✓		
V	3	✓		8	✓			
Q	4			7				
L	5	✓		6		✓		
N	6	✓		5	✓	✓		
A	7	✓		4	✓			
G	8			3	✓			
S	9	✓	✓	2	✓			
K	10	✓	✓	1				



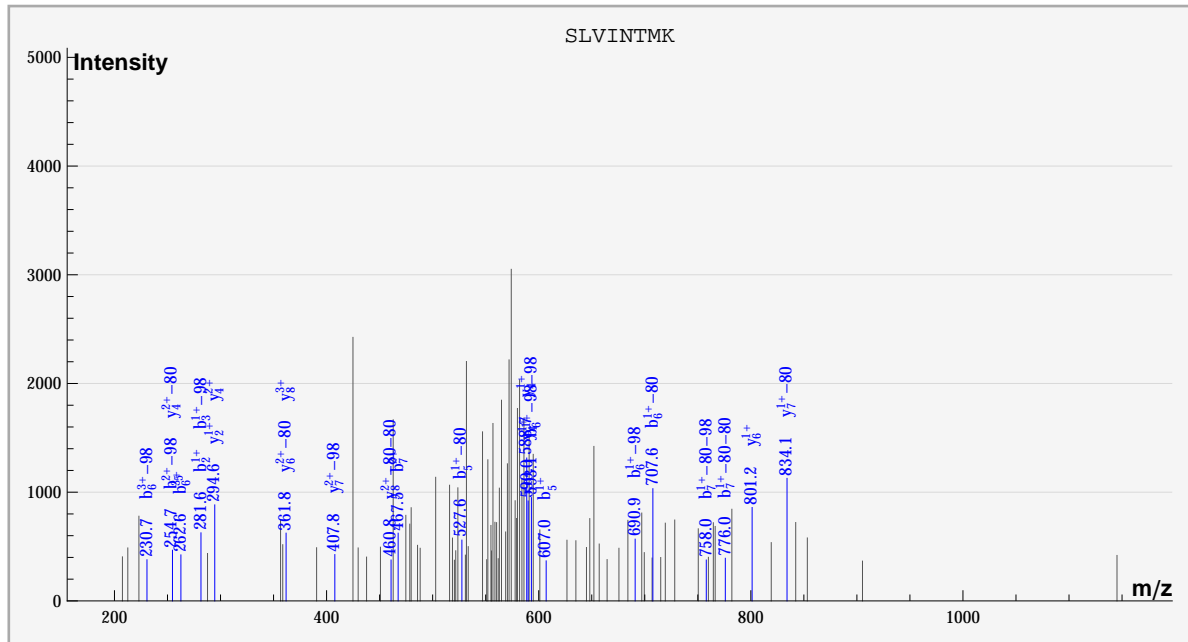
dbValid true RVL DSTVSK PHOS(1) 2. 543. -0.226468 4.99491 100. ? 2700.
 S_Acido_new%gi|68567905|gb|AAV80834.1 RVL DSTVSK%:::PHOS::%sample_1%cmpd_1354



	#	b	b*	#	y	y*	P	P*
R	1							✓
V	2			8		✓		
L	3			7	✓	✓		
D	4	✓		6	✓	✓		
S	5	✓		5				
T	6			4	✓	✓		
V	7	✓		3	✓			
S	8		✓	2				
K	9		✓	1				



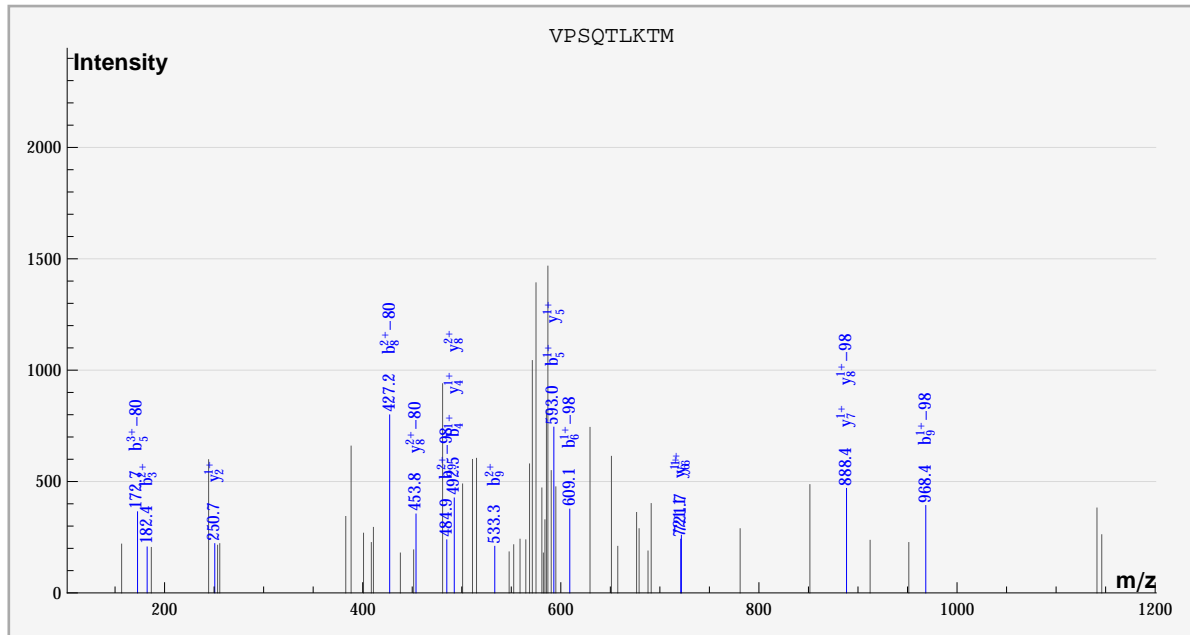
dbValid true SLVINTMK Oxidation_M(1),PHOS(2) 2. 543. -1.77637 4.95117 100. ? 2808.
 S_Acido_new%gii68567630|gb|AAy80559.1| SLVINTMK%:PHOS:::PHOS:Oxidation_M::%sample_1%compd_1453



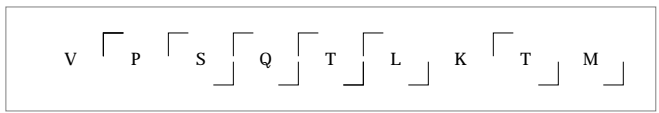
	#	b	b*	#	y	y*	P	P*
S	1						✓	✓
L	2	✓		7		✓		
V	3		✓	6	✓	✓		
I	4			5				
N	5	✓	✓	4	✓	✓		
T	6	✓	✓	3				
M	7	✓	✓	2	✓			
K	8			1				



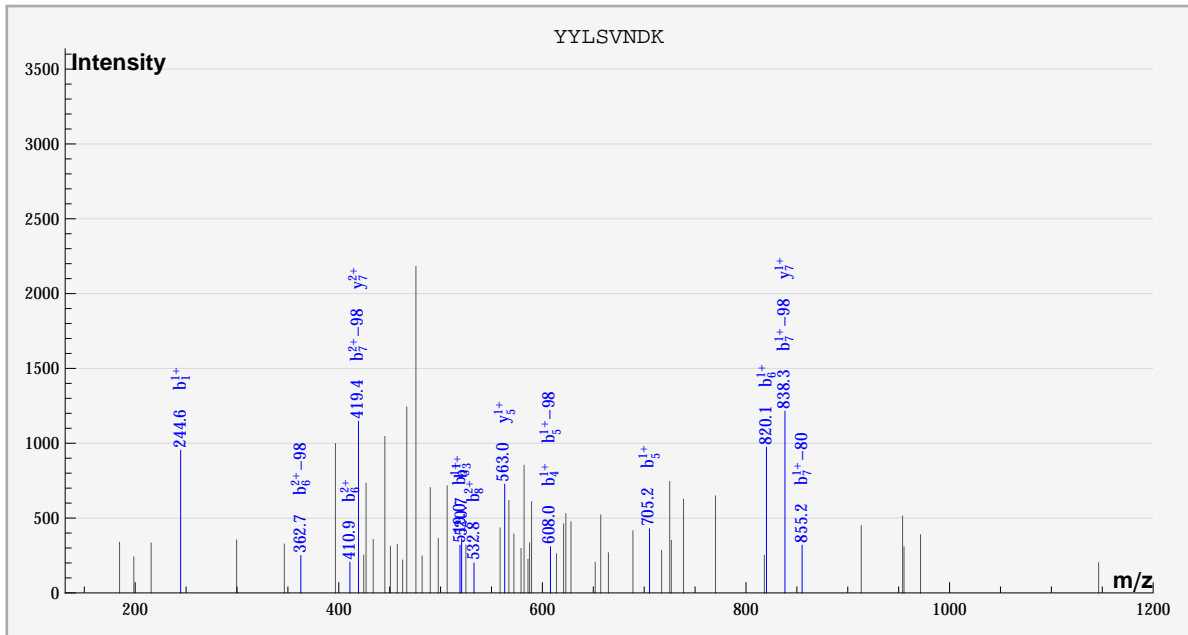
dbValid true VPSQTLKTM PHOS(1) 2. 543. -0.240958 5.19089 100. ? 3150.
 S_Acido_new%gi|68567120|gb|AA80049.1| VPSQTLKTM%:::PHOS:::sample_1%cmpd_1763



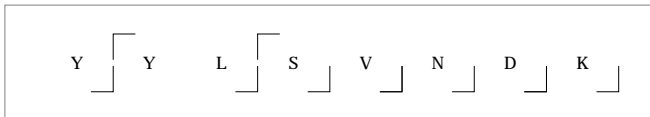
	#	b	b*	#	y	y*	P	P*
V	1							
P	2			8	✓	✓		
S	3	✓		7	✓			
Q	4	✓		6	✓			
T	5	✓	✓	5	✓			
L	6		✓	4	✓			
K	7			3				
T	8		✓	2	✓			
M	9	✓	✓	1				



dbValid true YYLSVNDK PHOS(1) 2. 543. -1.76629 5.69372 100. ? 3606.
 S_Acido_new%gi|68567739|gb|AAY80668.1| YYLSVNDK%:PHOS:.....%sample_1%cmpd_2182

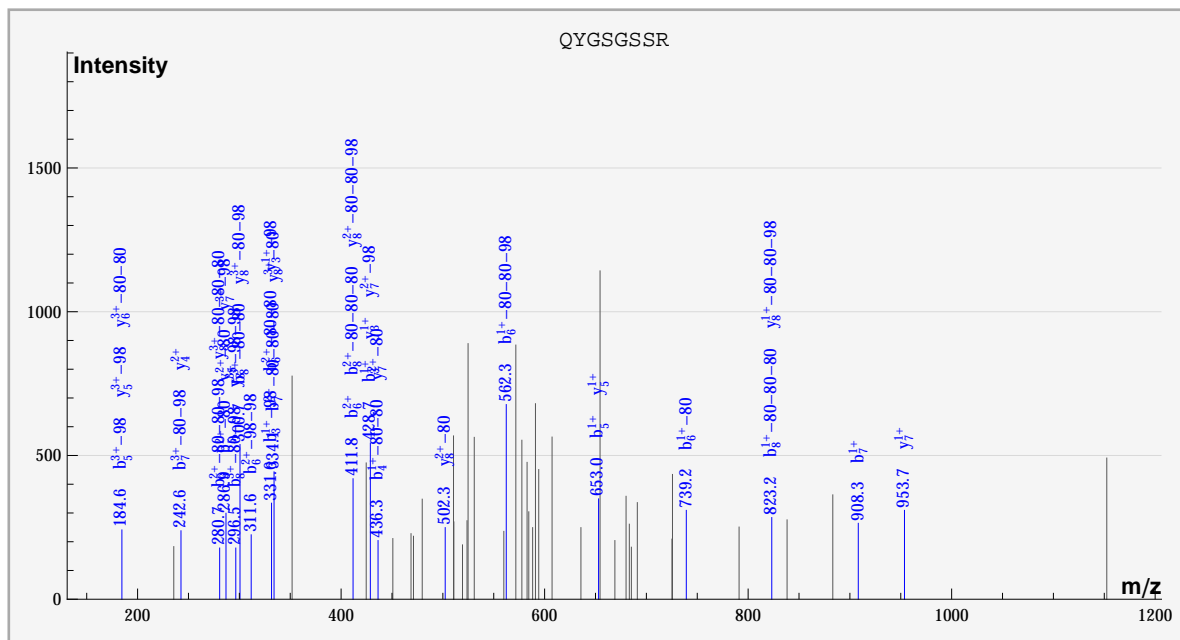


	#	b	b*	#	y	y*	P	P*
Y	1	✓						
Y	2			7	✓			
L	3	✓		6				
S	4	✓		5	✓			
V	5	✓	✓	4				
N	6	✓	✓	3				
D	7		✓	2				
K	8	✓		1				

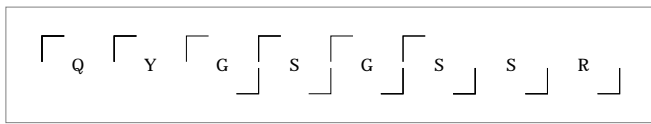


dbValid true QYGS GSSR PHOS(3) 2. 543. -1.85697 5.43792 100. ? 3714.

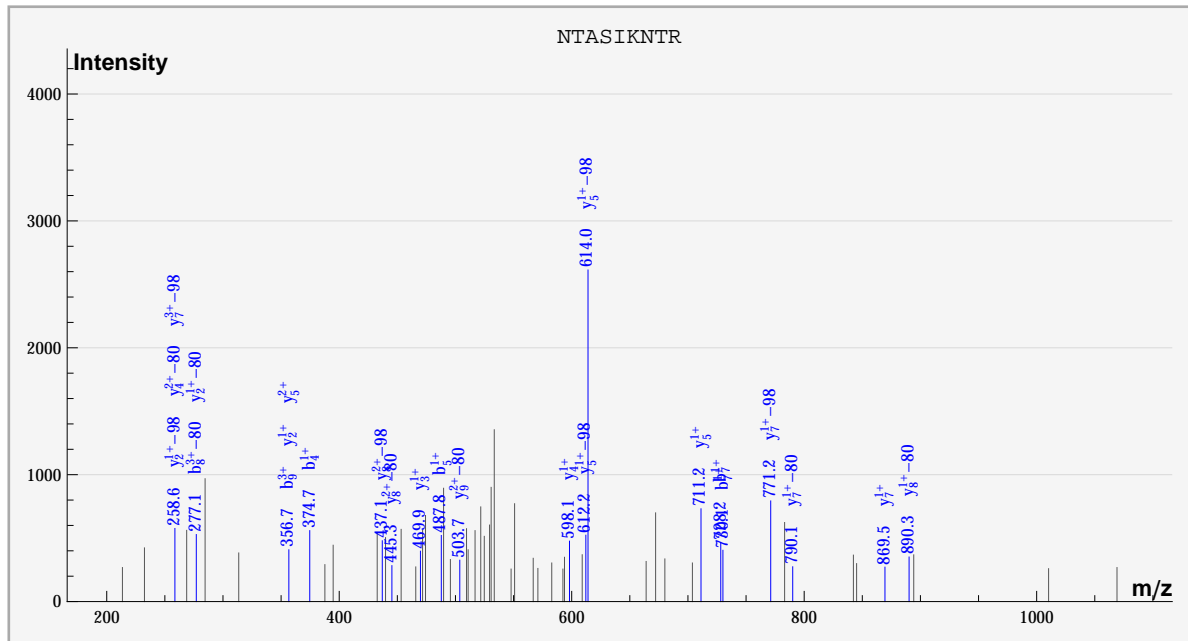
S_Acido_new%gi68567631|gb|AA80560.1| QYGS GSSR%::PHOS::PHOS::PHOS:::sample_1%compd_2283



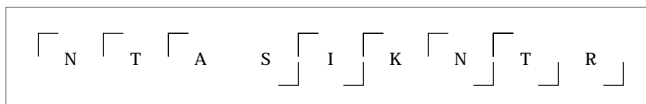
	#	b	b*	#	y	y*	P	P*
Q	1							✓
Y	2			7	✓	✓		
G	3	✓	✓	6		✓		
S	4		✓	5	✓	✓		
G	5	✓	✓	4	✓			
S	6	✓	✓	3	✓	✓		
S	7	✓	✓	2				
R	8		✓	1				



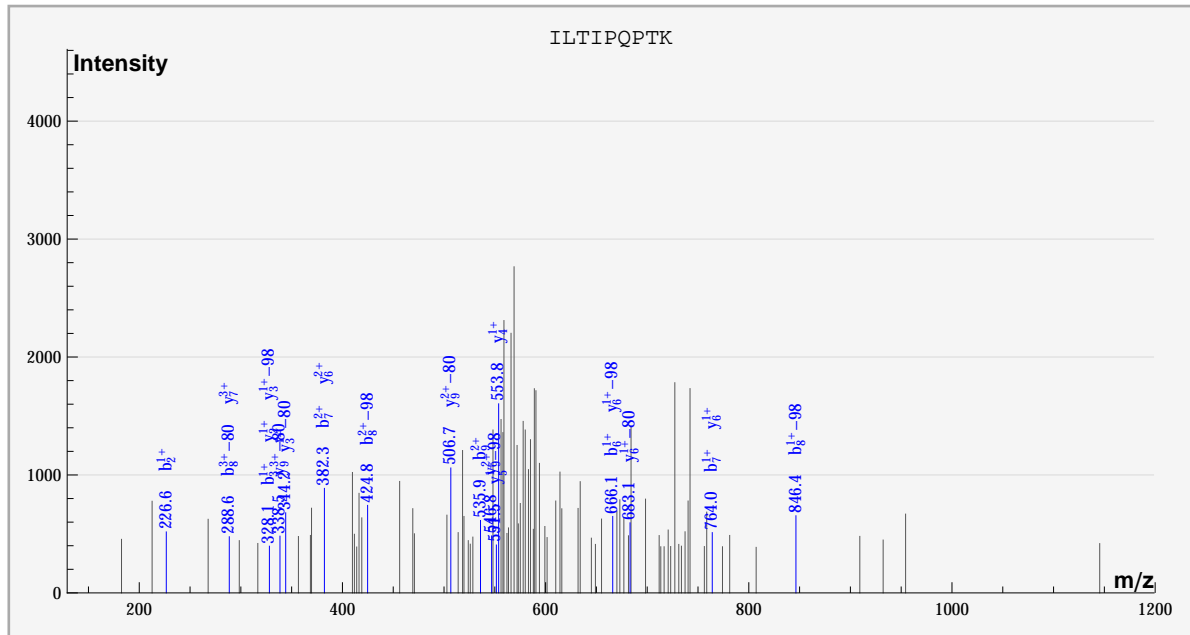
dbValid true NTASIKNTR PHOS(1) 2. 544. -1.23904 5.02685 100. ? 1644.
 S_Acido_new%gi|68567053|gb|AAY79982.1| NTASIKNTR%:.....PHOS::%sample_1%compd_380



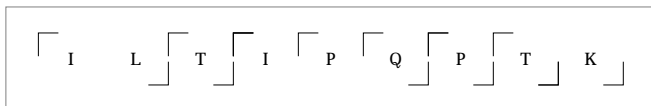
	#	b	b*	#	y	y*	P	P*
N	1							✓
T	2			8		✓		
A	3			7	✓	✓		
S	4	✓		6				
I	5	✓		5	✓	✓		
K	6			4	✓	✓		
N	7	✓		3	✓			
T	8		✓	2	✓	✓		
R	9	✓		1				



dbValid true ILTIPQPTK PHOS(1) 2. 544. 1.79902 4.9264 100. ? 2400.
 S_Acido_new%gil68567794|gb|AAY80723.1| ILTIPQPTK%:::::PHOS::%sample_1%compd_1077

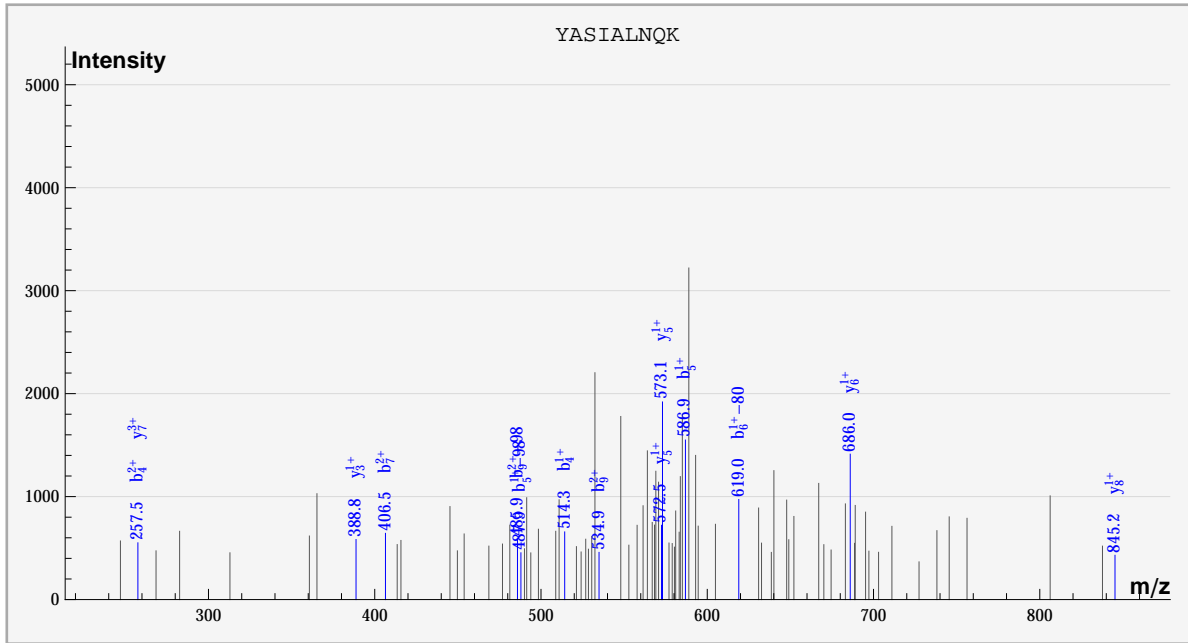


	#	b	b*	#	y	y*	P	P*
I	1						✓	✓
L	2	✓		8				
T	3	✓		7	✓			
I	4			6	✓	✓		
P	5			5		✓		
Q	6	✓		4	✓			
P	7	✓		3		✓		
T	8		✓	2	✓			
K	9	✓		1				

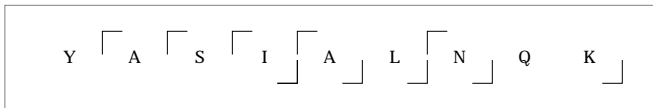


dbValid true YASIALNQQ PHOS(1) 2. 544. 0.262802 4.90604 100. ? 2838.

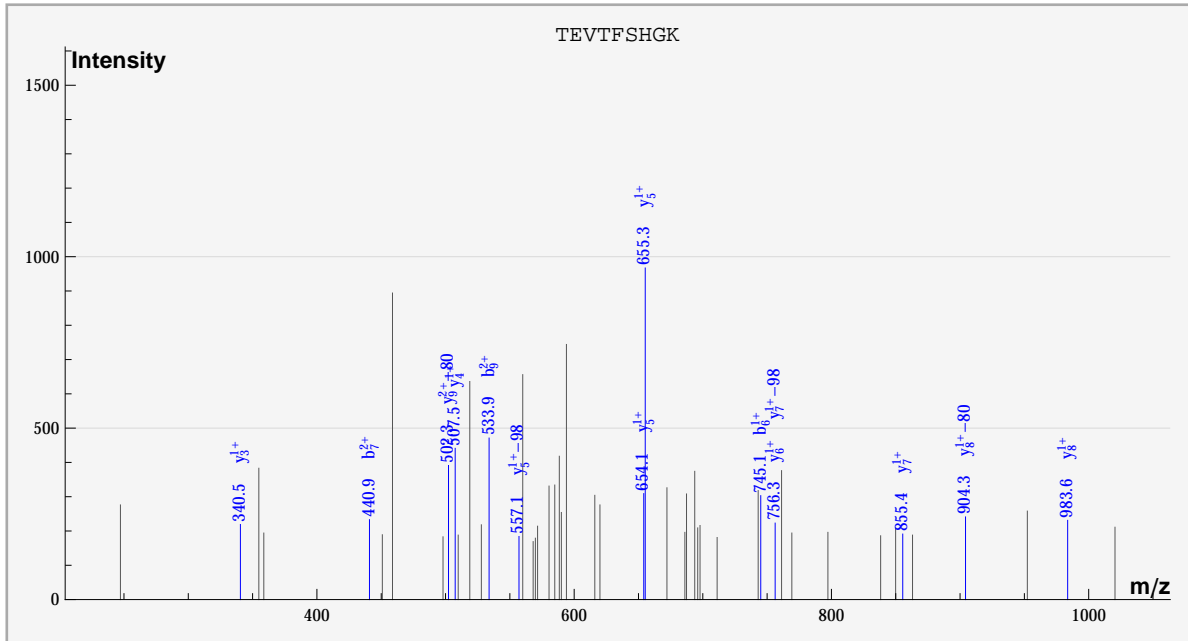
S_Acido_new%gil68568085|gb|AA81014.1| YASIALNQQ%:PHOS:.....%sample_1%compd_1476



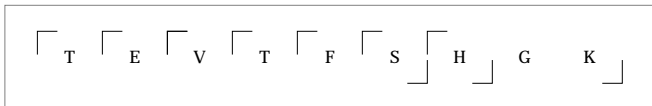
	#	b	b*	#	y	y*	P	P*
Y	1							
A	2			8	✓			
S	3			7	✓			
I	4	✓		6	✓			
A	5	✓	✓	5	✓			
L	6		✓	4				
N	7	✓		3	✓			
Q	8			2				
K	9	✓	✓	1				



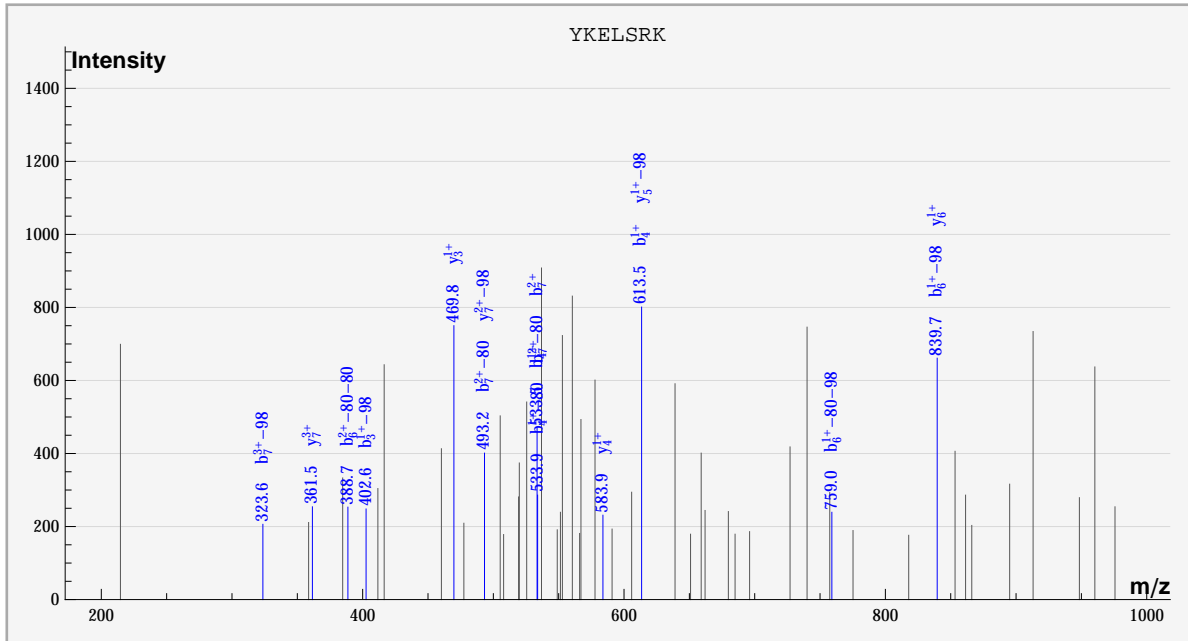
dbValid true TEVTFSHGK PHOS(1) 2. 544. -0.763218 5.11062 100. ? 3678.
 S_Acido_new%gi|68567797|gb|AA80726.1| TEVTFSHGK%:::::PHOS::::%sample_1%compd_2251



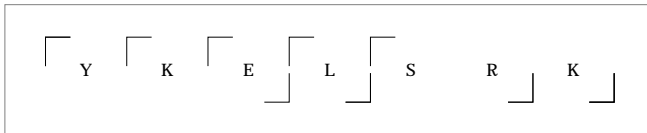
	#	b	b*	#	y	y*	P	P*
T	1							✓
E	2			8	✓	✓		
V	3			7	✓	✓		
T	4			6	✓			
F	5			5	✓	✓		
S	6	✓		4	✓			
H	7	✓		3	✓			
G	8			2				
K	9	✓		1				



dbValid true YKELSRK PHOS(2) 2. 544. -1.76461 5.07563 100. ? 3846.
 S_Acido_new%gi|68567362|gb|AA80291.1| YKELSRK%:PHOS:::PHOS:::%sample_1%compd_2404

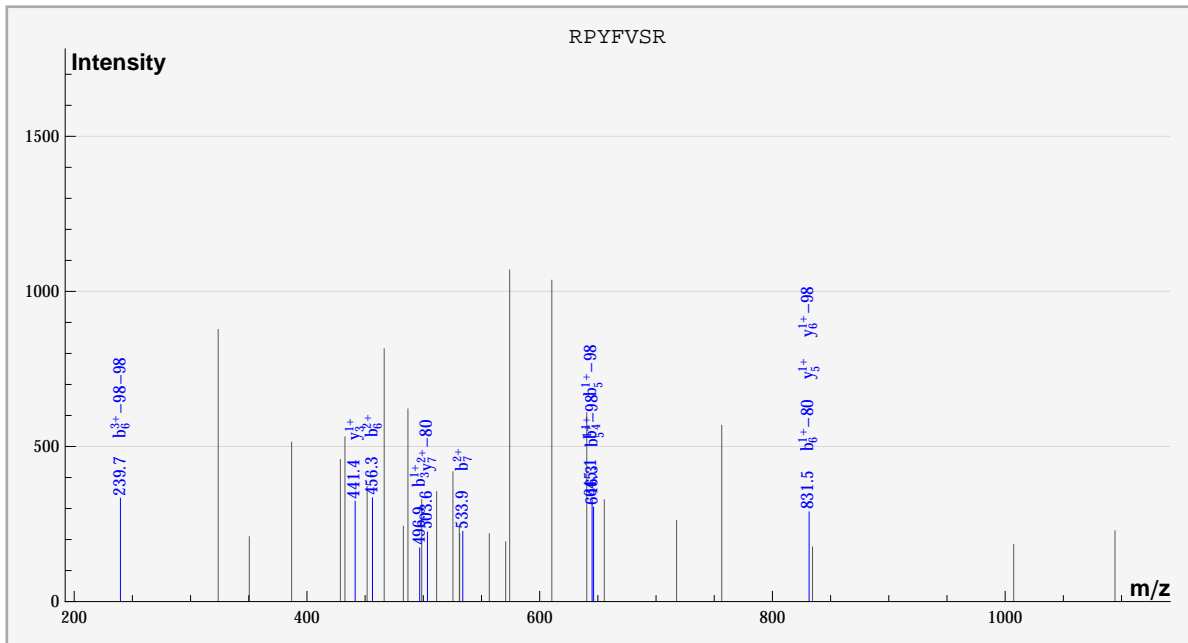


	#	b	b*	#	y	y*	P	P*
Y	1						✓	✓
K	2			6	✓			
E	3	✓	✓	5		✓		
L	4	✓	✓	4	✓			
S	5			3	✓			
R	6		✓	2				
K	7	✓	✓	1				

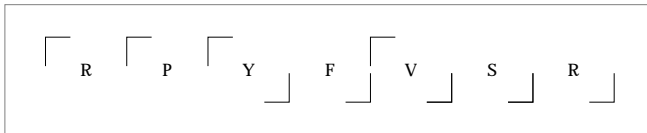


dbValid true RPYFVSR PHOS(2) 2. 544. -1.27755 4.93066 100. ? 4536.

S_Acido_new%gil68566781|gb|AA79710.1| RPYFVSR%:::PHOS:::PHOS::%sample_1%compd_3031

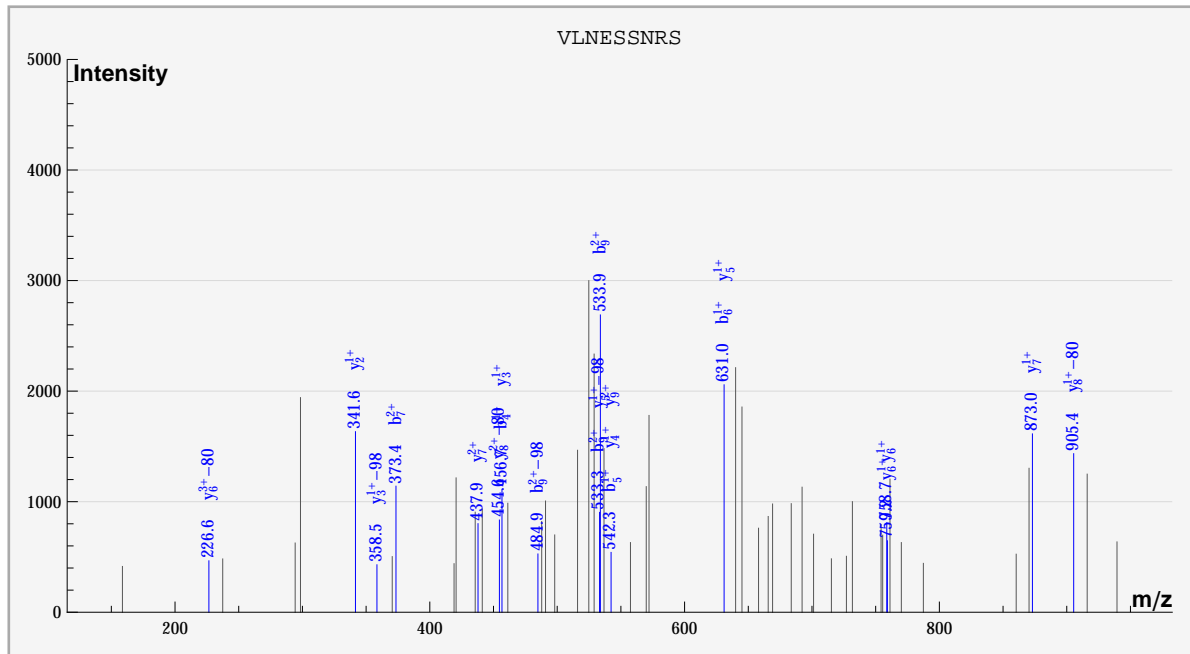


	#	b	b*	#	y	y*	P	P*
R	1							✓
P	2			6		✓		
Y	3	✓		5	✓			
F	4	✓		4				
V	5		✓	3	✓			
S	6	✓	✓	2				
R	7	✓		1				

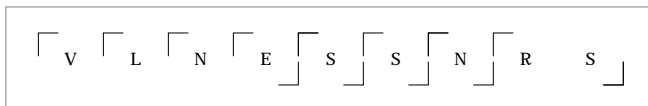


dbValid true VLNESSNRS PHOS(1) 2. 544.51 -1.27522 5.05621 100. ? 2334.

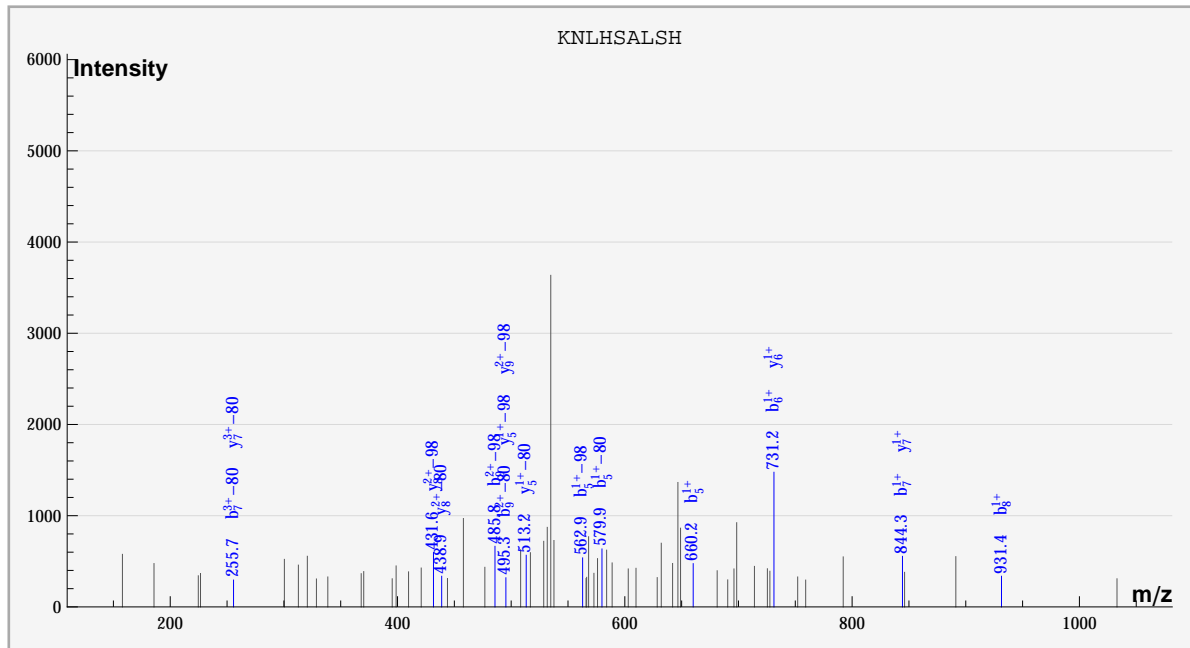
S_Acido_new%gi|68567368|gb|AAY80297.1| VLNESSNRS%:.....:PHOS:%sample_1%cmpd_998



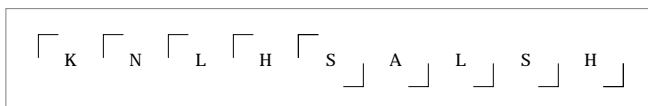
	#	b	b*	#	y	y*	P	P*
V	1							✓
L	2			8		✓		
N	3			7	✓			
E	4	✓		6	✓	✓		
S	5	✓		5	✓	✓		
S	6	✓		4	✓			
N	7	✓		3	✓	✓		
R	8			2	✓			
S	9	✓	✓	1				



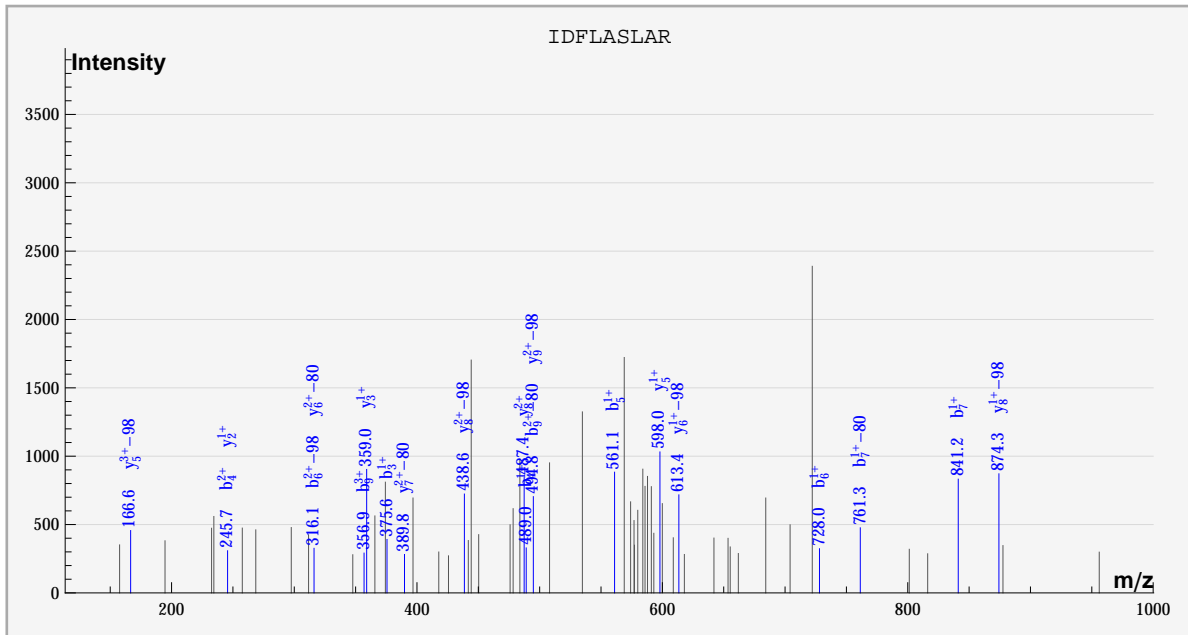
dbValid true KNLHSALSH PHOS(1) 2. 545. -1.24178 5.31539 100. ? 1704.
 S_Acido_new%gi|68567033|gb|AAY79962.1| KNLHSALSH%:::::PHOS:::::sample_1%cmpd_437



	#	b	b*	#	y	y*	P	P*
K	1							✓
N	2			8		✓		
L	3			7	✓	✓		
H	4			6	✓			
S	5	✓	✓	5		✓		
A	6	✓		4				
L	7	✓	✓	3				
S	8	✓		2				
H	9		✓	1				



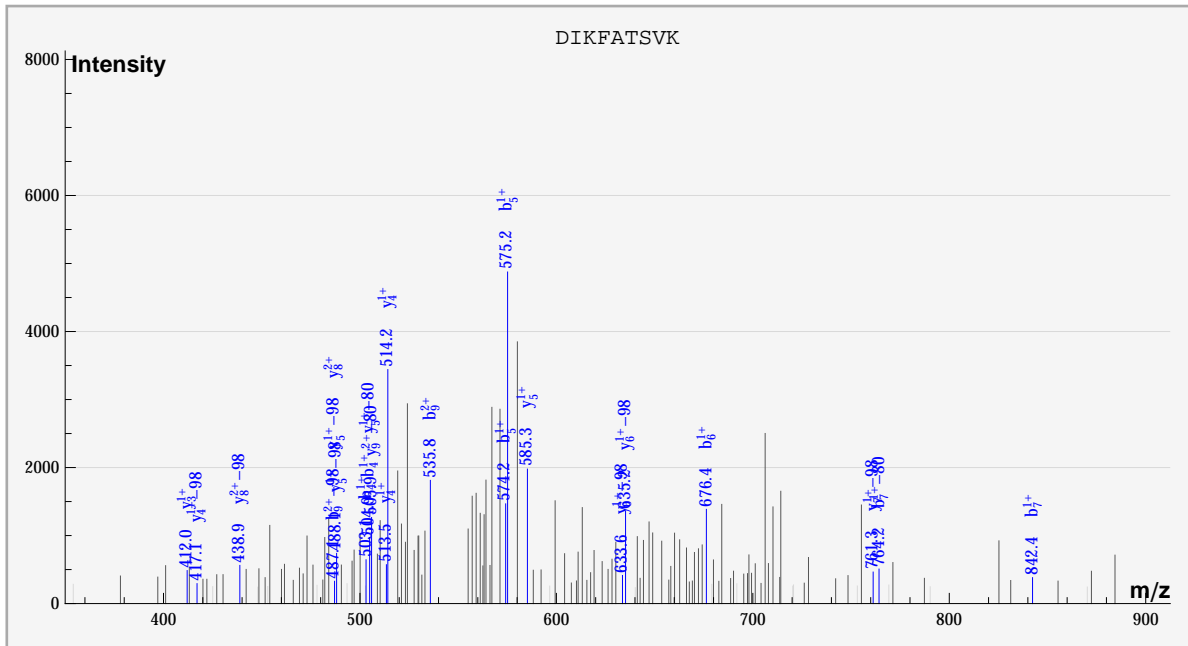
dbValid true IDFLASLAR PHOS(1) 2. 545. -1.72684 5.72077 100. ? 1872.
 S_Acido_new%gi|68567749|gb|AAY80678.1| IDFLASLAR%:::PHOS:::sample_1%cmpd_591



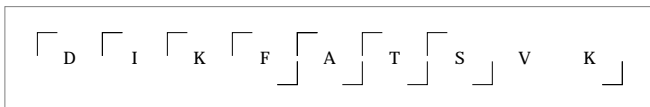
	#	b	b*	#	y	y*	P	P*
I	1							✓
D	2			8	✓	✓		
F	3	✓		7		✓		
L	4	✓		6		✓		
A	5	✓		5	✓	✓		
S	6	✓	✓	4				
L	7	✓	✓	3	✓			
A	8			2	✓			
R	9	✓	✓	1				



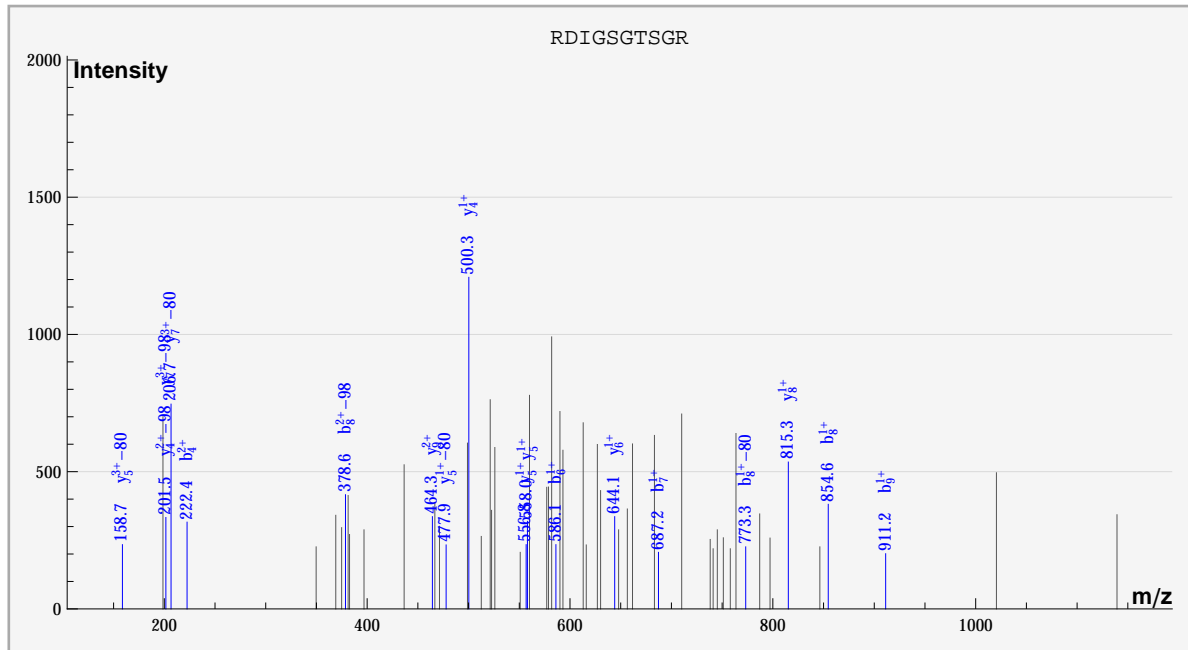
dbValid true DIKFATSVK PHOS(1) 2. 545. -0.227003 5.11886 100. ? 1968.
 S_Acido_new%g|68567556|g|AAY80485.1| DIKFATSVK%:::PHOS:::sample_0%cmpd_634



	#	b	b*	#	y	y*	P	P*
D	1							✓
I	2			8	✓	✓		
K	3			7		✓		
F	4	✓		6		✓		
A	5	✓		5	✓	✓		
T	6	✓		4	✓	✓		
S	7	✓	✓	3	✓			
V	8			2				
K	9	✓	✓	1				



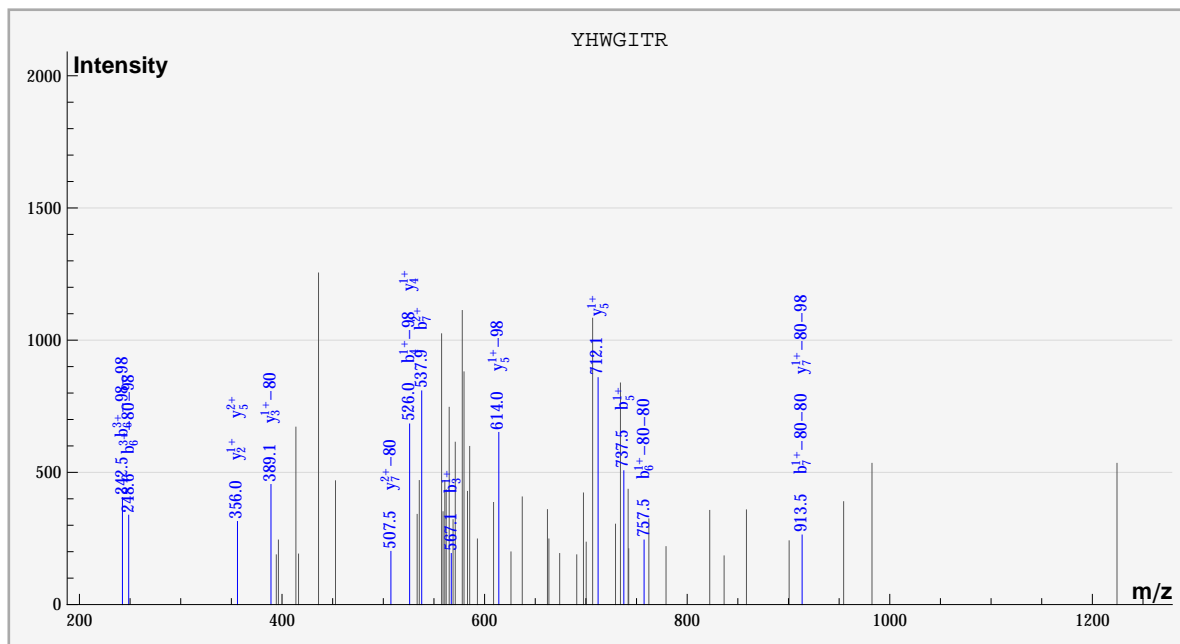
dbValid true RDIGSGTSGR PHOS(1) 2. 545. -1.75961 5.22779 100. ? 1968.
 S_Acido_new%gi68568399|gb|AAy81328.1| RDIGSGTSGR%:::PHOS:::sample_1%compd_680



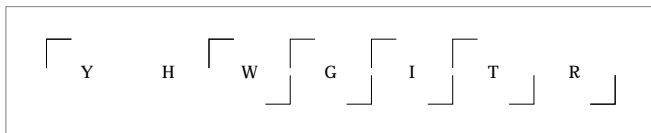
	#	b	b*	#	y	y*	P	P*
R	1							
D	2			9	✓			
I	3			8	✓			
G	4	✓		7		✓		
S	5			6	✓			
G	6	✓		5	✓	✓		
T	7	✓		4	✓	✓		
S	8	✓	✓	3				
G	9	✓		2				
R	10			1				

R D I G S G T S G R

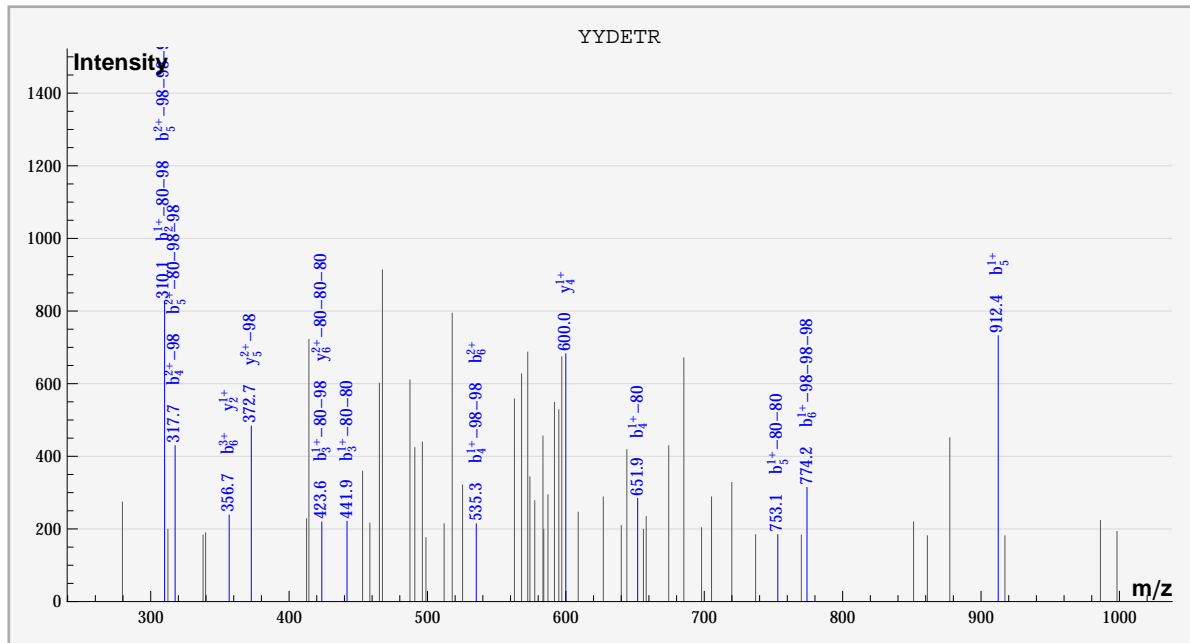
dbValid true YHWGITR PHOS(2) 2. 545. 1.7068 5.45581 100. ? 2268.
 S_Acido_new%gi|68567236|gb|AA80165.1| YHWGITR%:PHOS:::PHOS::%sample_2%compd_908



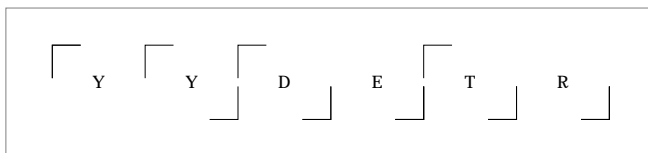
	#	b	b*	#	y	y*	P	P*
Y	1							✓
H	2			6				
W	3	✓		5	✓	✓		
G	4		✓	4	✓			
I	5	✓		3		✓		
T	6		✓	2	✓			
R	7	✓	✓	1				



dbValid true YYDETR PHOS(3) 2. 545. -1.36549 5.3254 100. ? 3678.
 S_Acido_new%gii68566560|gb|AA79489.1| YYDETR%:PHOS:PHOS::PHOS::%sample_1%compd_2252

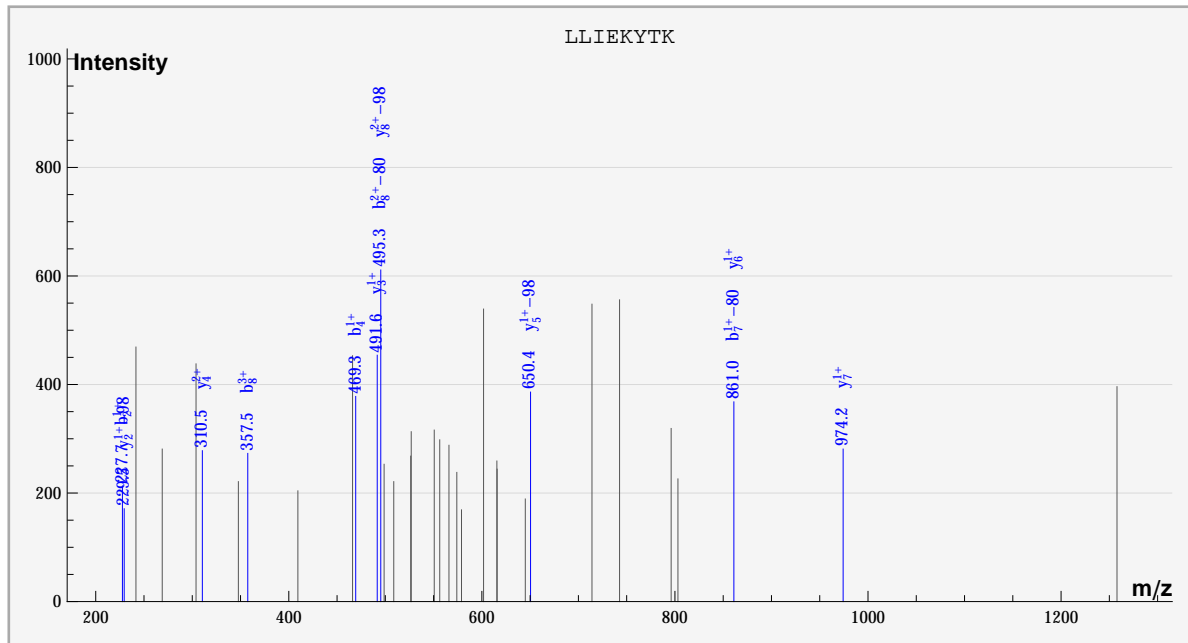


	#	b	b*	#	y	y*	P	P*
Y	1							✓
Y	2	✓		5		✓		
D	3	✓		4	✓			
E	4	✓		3				
T	5	✓	✓	2	✓			
R	6	✓	✓	1				

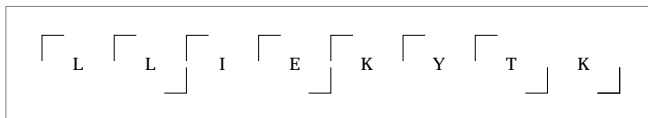


dbValid true LLIEKYTK PHOS(1) 2. 545. -0.706433 5.01109 100. ? 4512.

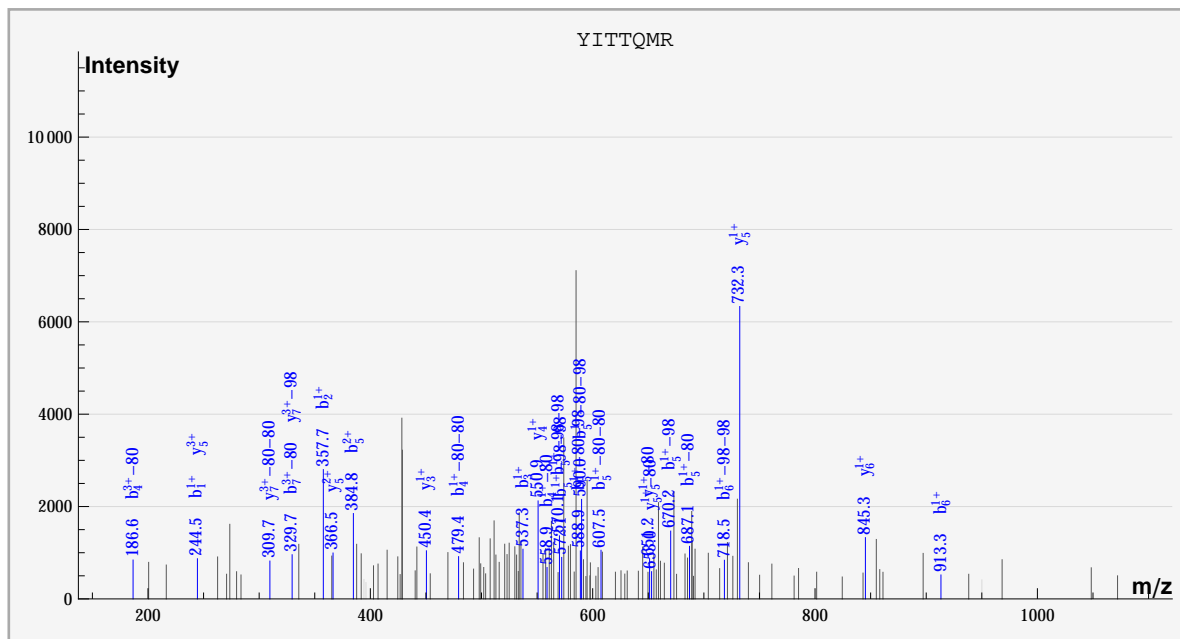
S_Acido_new%gi|68566561|gb|AAY79490.1| LLIEKYTK%::::::PHOS::%sample_1%compd_3010



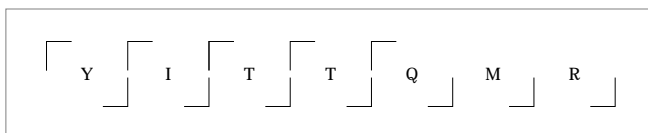
	#	b	b*	#	y	y*	P	P*
L	1							✓
L	2	✓		7	✓			
I	3			6	✓			
E	4	✓		5		✓		
K	5			4	✓			
Y	6			3	✓			
T	7		✓	2		✓		
K	8	✓	✓	1				



dbValid true YITTQMR Oxidation_M(1),PHOS(2) 2. 546. -1.30222 5.01838 100. ? 2862.
 S_Acido_new%gi|68568411|gb|AAy81340.1| YITTQMR%:PHOS::PHOS::Oxidation_M::%sample_1%compd_1500

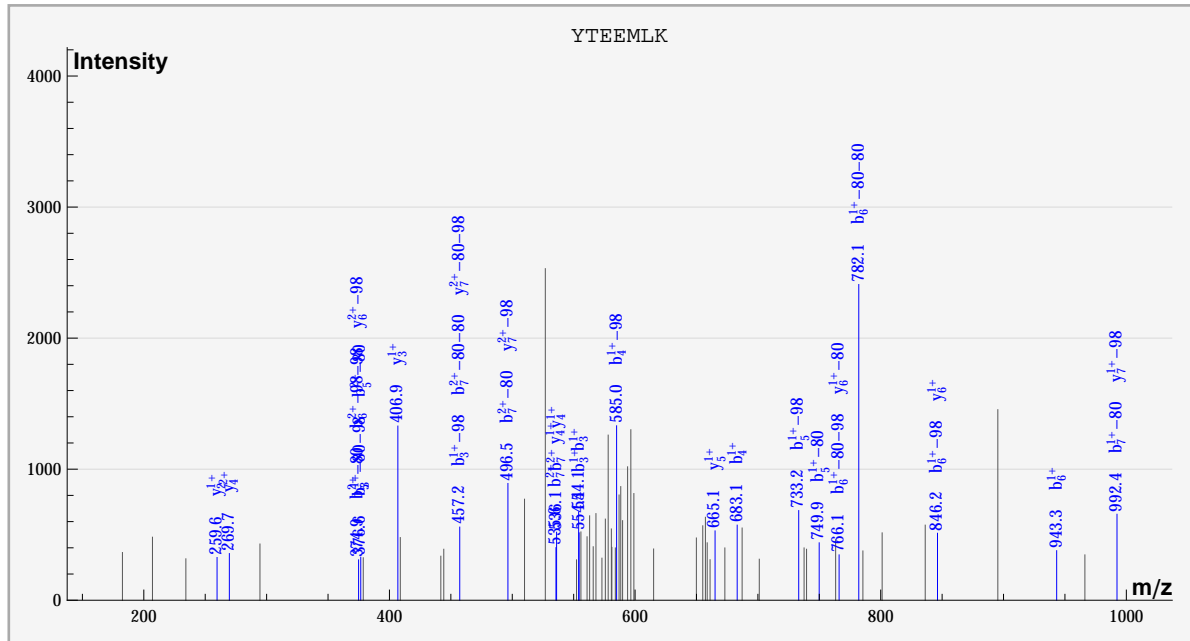


	#	b	b*	#	y	y*	P	P*
Y	1	✓						✓
I	2	✓		6	✓			
T	3	✓		5	✓	✓		
T	4		✓	4	✓			
Q	5	✓	✓	3	✓			
M	6	✓	✓	2				
R	7		✓	1				

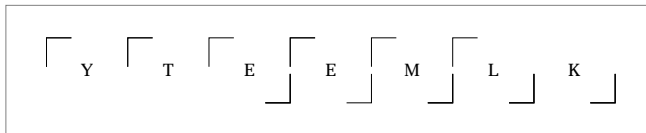


dbValid true YTEEMLK Oxidation_M(1),PHOS(2) 2. 546. -0.815833 5.75701 100. ? 3102.

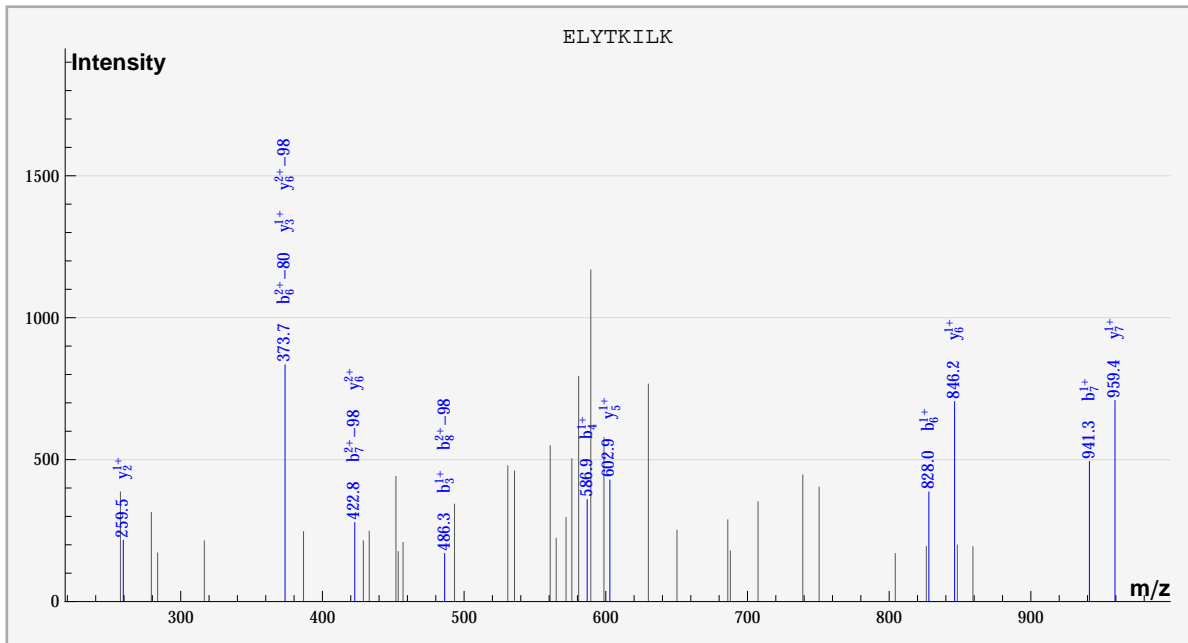
S_Acido_new%gil68567786|gb|AAy80715.1| YTEEMLK%:PHOS:PHOS::Oxidation_M::%sample_1%compd_1721



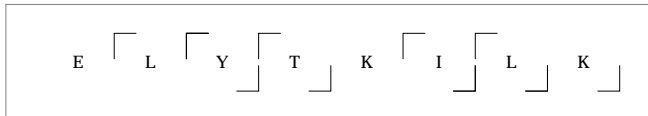
	#	b	b*	#	y	y*	P	P*
Y	1							✓
T	2			6	✓	✓		
E	3	✓	✓	5	✓			
E	4	✓	✓	4	✓			
M	5		✓	3	✓			
L	6	✓	✓	2	✓			
K	7	✓	✓	1				



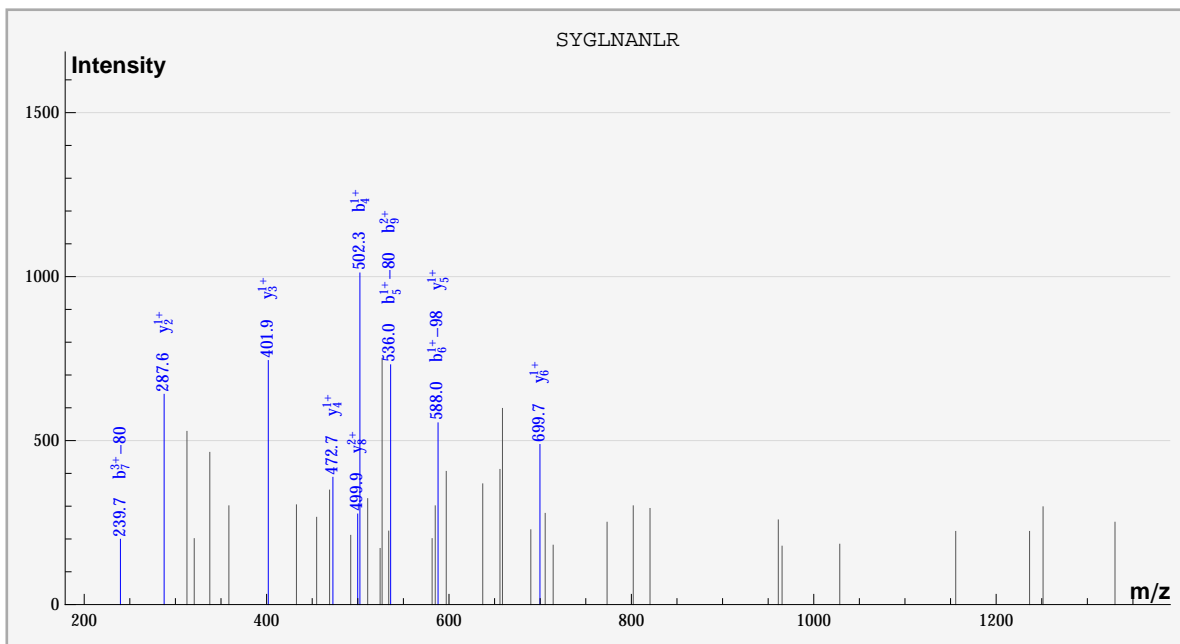
dbValid true ELYTKILK PHOS(1) 2. 546. -1.70643 5.24235 100. ? 3870.
 S_Acido_new%gi|68566628|gb|AAY79557.1| ELYTKILK%:::PHOS:::sample_1%compd_2429



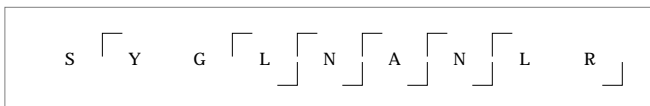
	#	b	b*	#	y	y*	P	P*
E	1							
L	2			7	✓			
Y	3	✓		6	✓	✓		
T	4	✓		5	✓			
K	5			4				
I	6	✓	✓	3	✓			
L	7	✓	✓	2	✓			
K	8		✓	1				



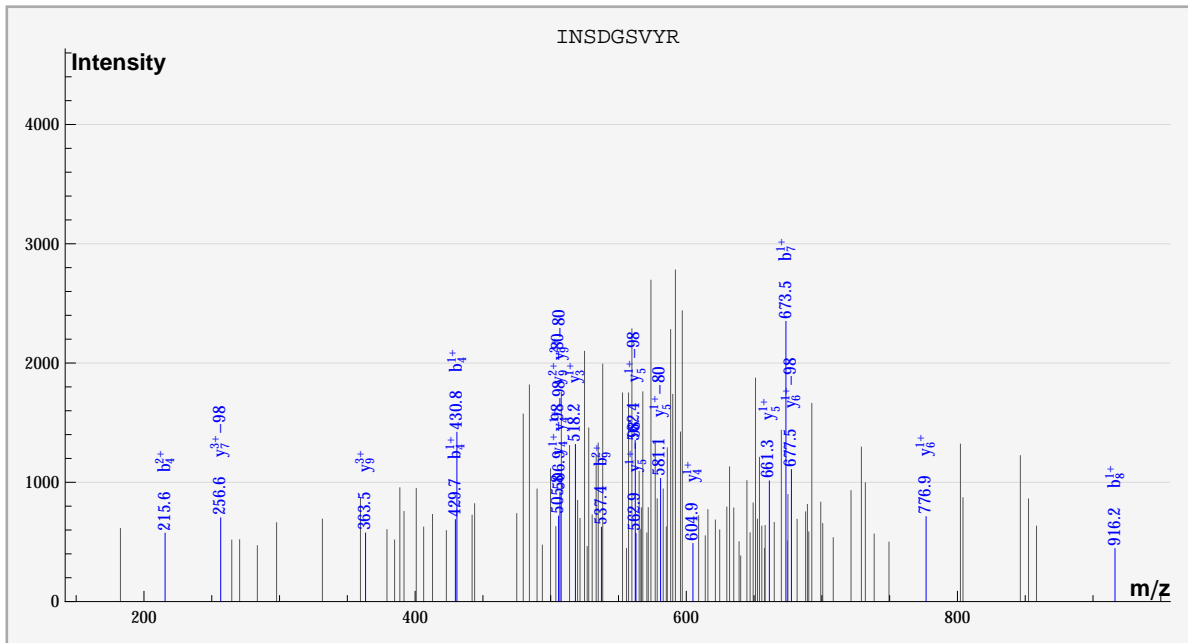
dbValid true SYGLNANLR PHOS(1) 2. 546. -1.74977 4.96239 100. ? 4668.
 S_Acido_new%gi|68566838|gb|AA79767.1| SYGLNANLR::PHOS:::sample_1%cmpd_3154



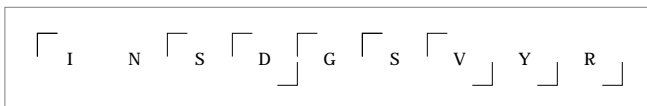
	#	b	b*	#	y	y*	P	P*
S	1							
Y	2			8		✓		
G	3			7				
L	4	✓		6		✓		
N	5		✓	5		✓		
A	6		✓	4		✓		
N	7		✓	3		✓		
L	8			2		✓		
R	9	✓		1				



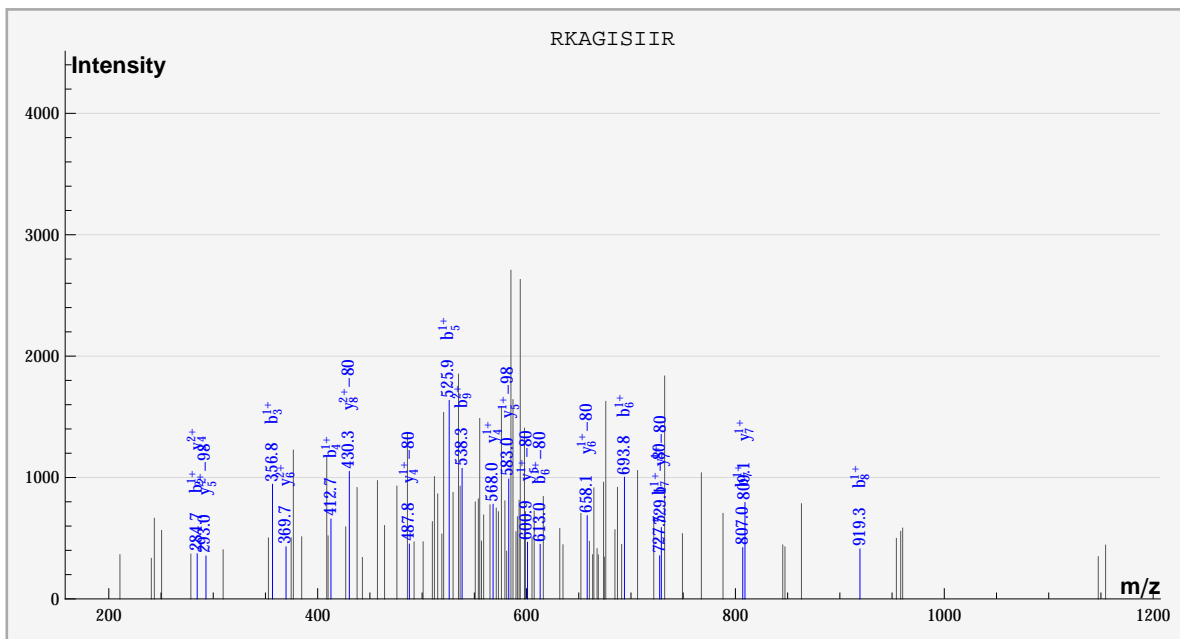
dbValid true INSDGSVYR PHOS(1) 2. 547. -1.26813 4.95408 100. ? 2670.
 S_Acido_new%gil68568702|gb|AAy81631.1| INSDGSVYR%:::PHOS::%sample_1%compd_1325



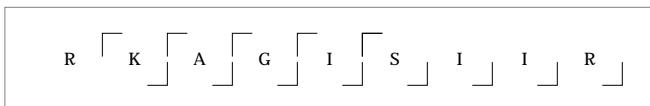
	#	b	b*	#	y	y*	P	P*
I	1						✓	✓
N	2			8				
S	3			7		✓		
D	4	✓		6	✓	✓		
G	5			5	✓	✓		
S	6			4	✓	✓		
V	7	✓		3	✓			
Y	8	✓		2				
R	9	✓		1				



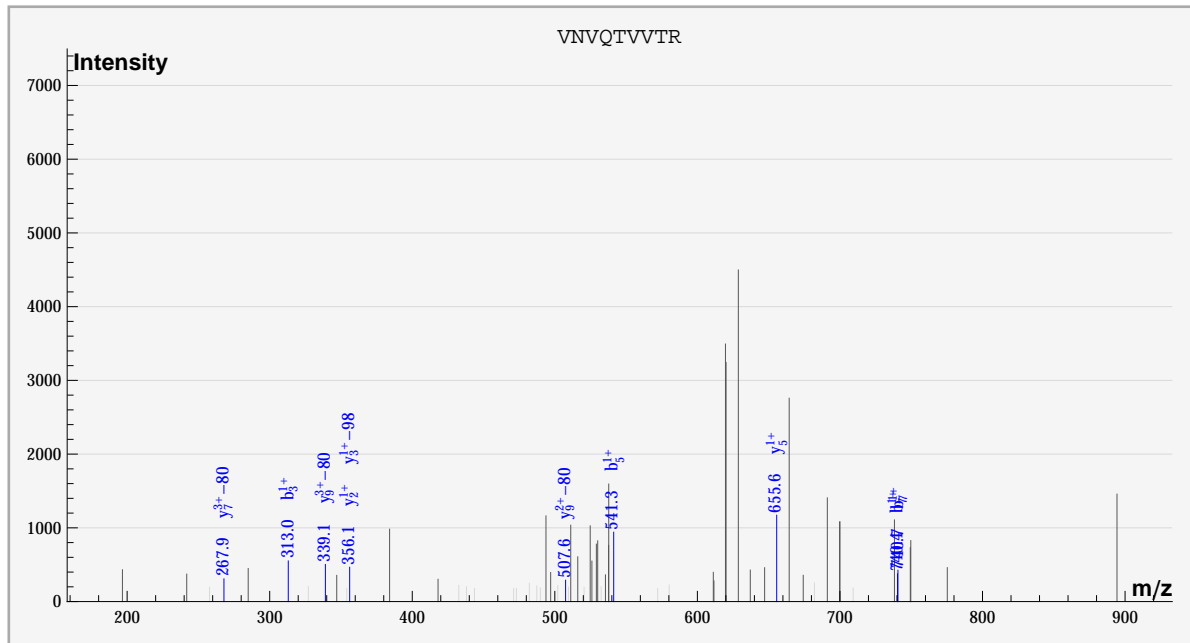
dbValid true RKAGISIIR PHOS(1) 2. 547. 0.315697 5.51476 100. ? 2898.
 S_Acido_new%gi|68566525|gb|AA79454.1| RKAGISIIR%:::PHOS:::sample_1%compd_1534



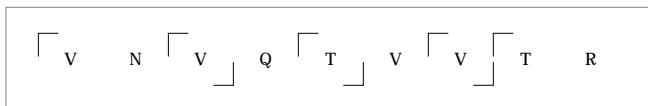
	#	b	b*	#	y	y*	P	P*
R	1							
K	2	✓		8		✓		
A	3	✓		7	✓	✓		
G	4	✓		6	✓	✓		
I	5	✓		5		✓		
S	6	✓	✓	4	✓	✓		
I	7	✓	✓	3				
I	8	✓		2				
R	9	✓		1				



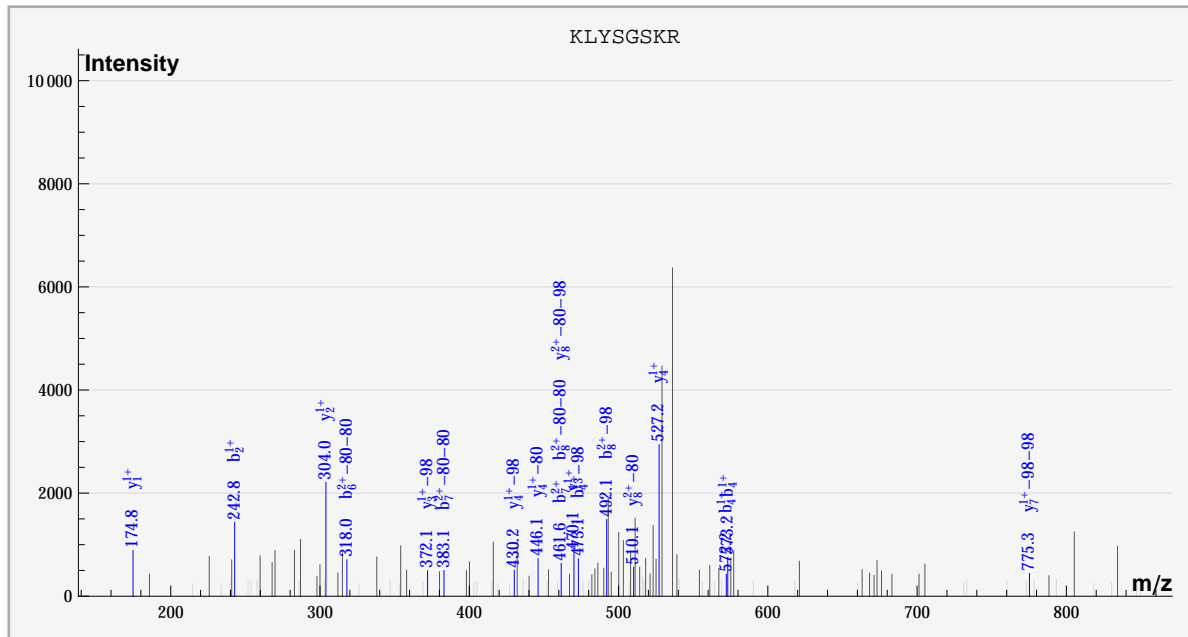
dbValid true VNVQTVVTR PHOS(1) 2. 548. 0.281527 5.51029 100. ? 1170.
 S_Acido_new%gi|68567881|gb|AAy80810.1| VNVQTVVTR%:::PHOS::%sample_1%compd_3786



	#	b	b*	#	y	y*	P	P*
V	1							✓
N	2			8				
V	3	✓		7		✓		
Q	4			6				
T	5	✓		5		✓		
V	6			4				
V	7	✓		3		✓		
T	8			2		✓		
R	9			1				



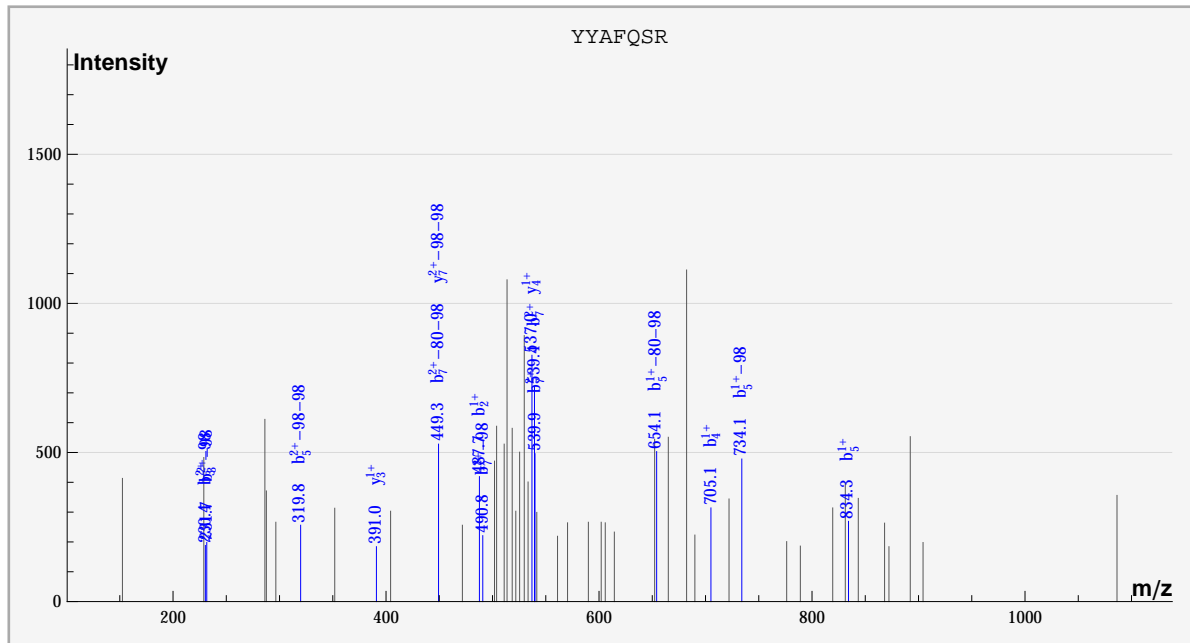
dbValid true KLYSGSKR PHOS(2) 2. 548. 1.74084 4.95877 100. ? 1590.
 S_Acido_new%gi|68567861|gb|AAy80790.1| KLYSGSKR%:::PHOS::PHOS:::sample_1%compd_333



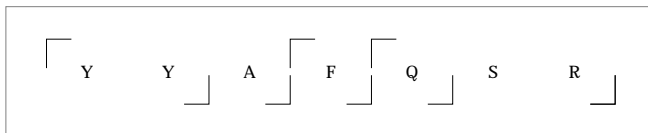
	#	b	b*	#	y	y*	P	P*
K	1							✓
L	2	✓		7		✓		
Y	3			6				
S	4	✓	✓	5				
G	5			4	✓	✓		
S	6		✓	3	✓	✓		
K	7	✓	✓	2	✓			
R	8		✓	1	✓			



dbValid true YYAFQSR PHOS(2) 2. 549. -1.30918 5.00601 100. ? 1524.
 S_Acido_new%gi|68566680|gb|AA79609.1| YYAFQSR%:PHOS:PHOS:.....%sample_1%compd_276

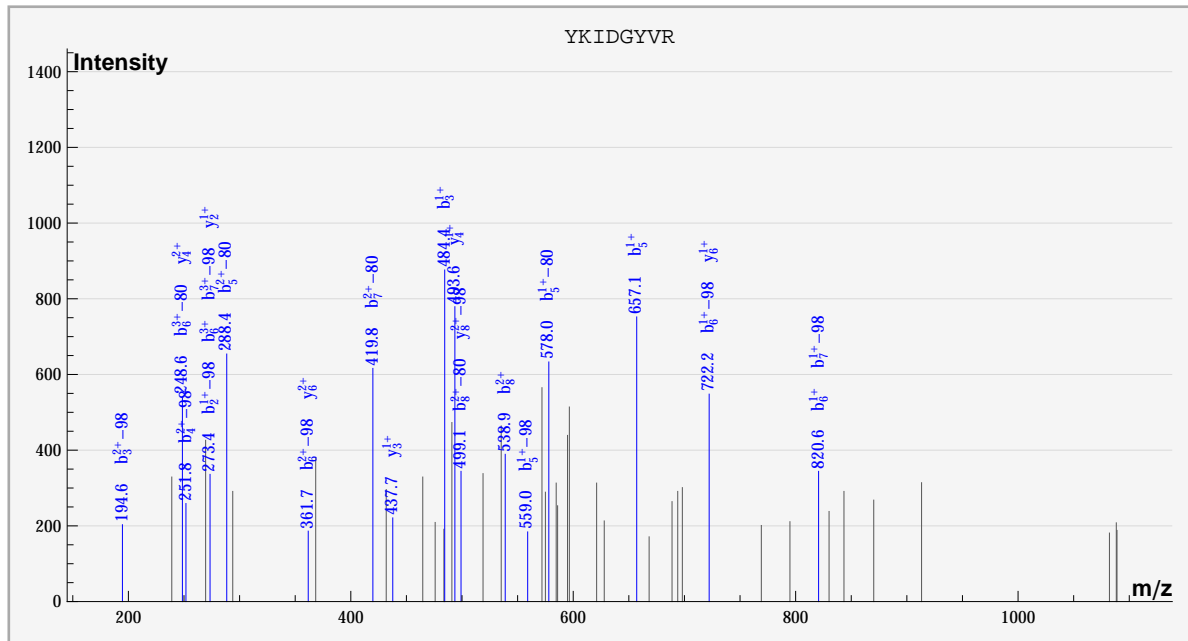


	#	b	b*	#	y	y*	P	P*
Y	1							✓
Y	2	✓		6				
A	3		✓	5				
F	4	✓		4	✓			
Q	5	✓	✓	3	✓			
S	6			2				
R	7	✓	✓	1				

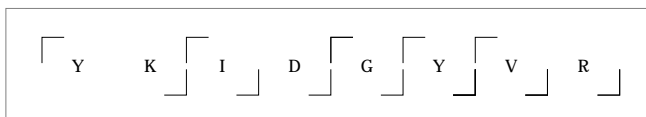


dbValid true YKIDGYVR PHOS(1) 2. 549. -1.74248 5.55681 100. ? 1872.

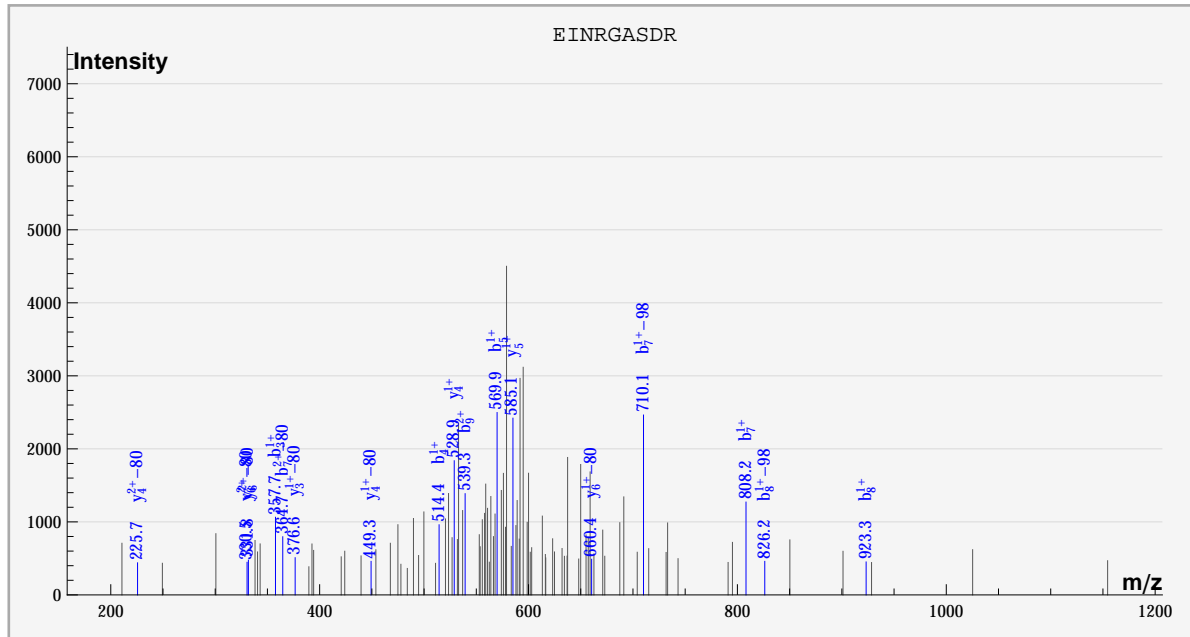
S_Acido_new%gi|68567446|gb|AAY80375.1| YKIDGYVR%:PHOS:::sample_1%compd_596



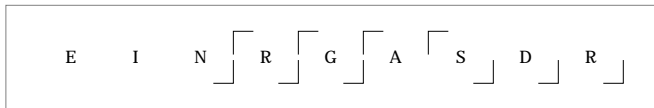
	#	b	b*	#	y	y*	P	P*
Y	1							✓
K	2		✓	7				
I	3	✓	✓	6	✓			
D	4		✓	5				
G	5	✓	✓	4	✓			
Y	6	✓	✓	3	✓			
V	7		✓	2	✓			
R	8	✓	✓	1				



dbValid true EINRGASDR PHOS(1) 2. 549. 0.240387 5.14177 100. ? 2586.
 S_Acido_new%gii68567113|gb|AAY80042.1| EINRGASDR%:::PHOS::%sample_1%compd_1250

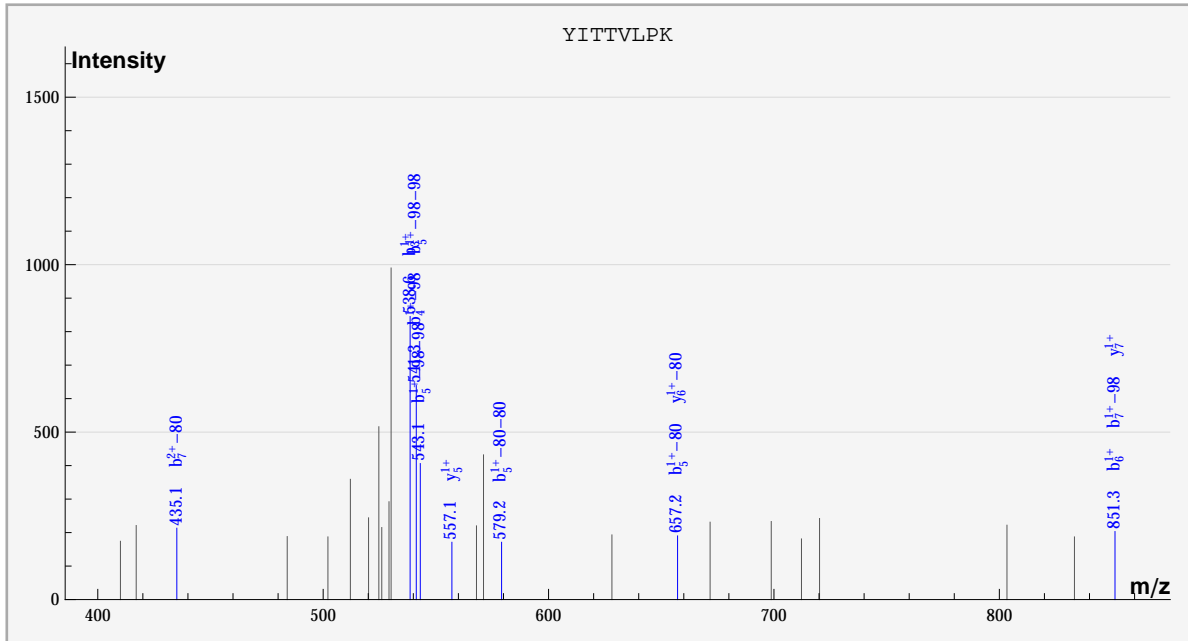


	#	b	b*	#	y	y*	P	P*
E	1							
I	2			8				
N	3	✓		7				
R	4	✓		6		✓		
G	5	✓		5	✓			
A	6			4	✓	✓		
S	7	✓	✓	3		✓		
D	8	✓	✓	2				
R	9	✓		1				

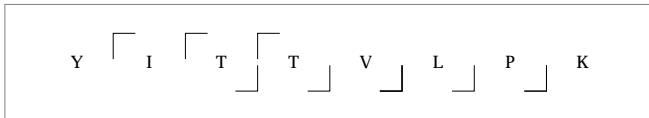


dbValid true YITTVLPK PHOS(2) 2. 549. -1.24966 4.93961 100. ? 2688.

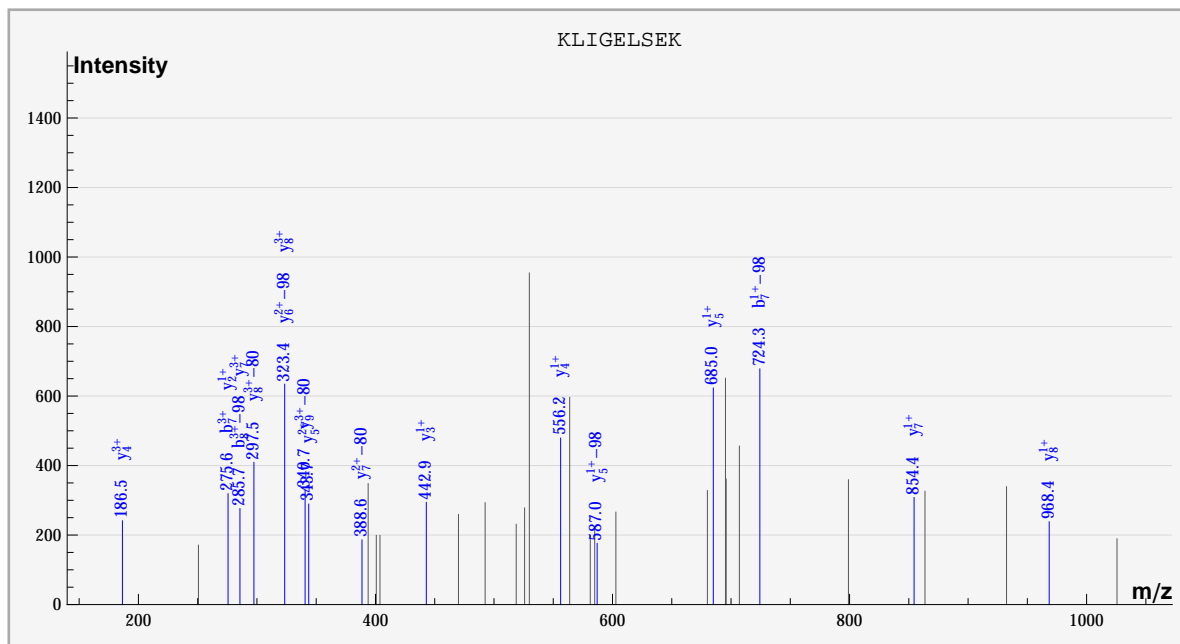
S_Acido_new%gi|68566906|gb|AA79835.1| YITTVLPK%:PHOS::PHOS:::sample_1%compd_1290



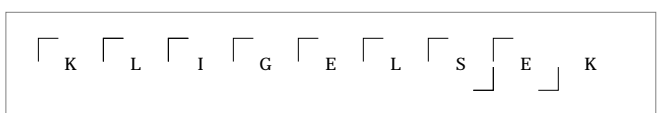
	#	b	b*	#	y	y*	P	P*
Y	1							
I	2			7	✓			
T	3	✓		6		✓		
T	4		✓	5	✓			
V	5		✓	4				
L	6	✓		3				
P	7		✓	2				
K	8			1				



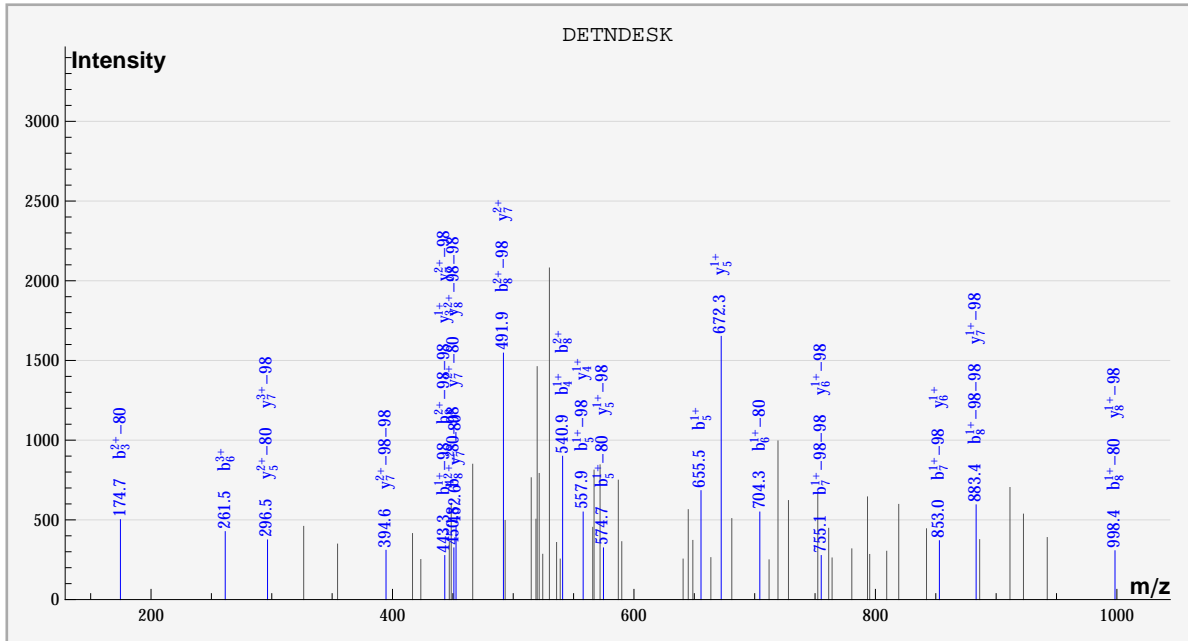
dbValid true KLIGELSEK PHOS(1) 2. 549. -0.213898 5.01292 100. ? 3972.
 S_Acido_new%gi68568389|gb|AAY81318.1| KLIGELSEK%:::::PHOS:::%sample_1%cmpd_2520



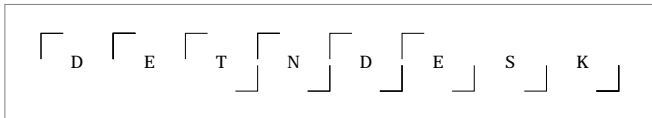
	#	b	b*	#	y	y*	P	P*
K	1							✓
L	2			8	✓	✓		
I	3			7	✓	✓		
G	4			6		✓		
E	5			5	✓	✓		
L	6			4	✓			
S	7	✓	✓	3	✓			
E	8		✓	2	✓			
K	9			1				



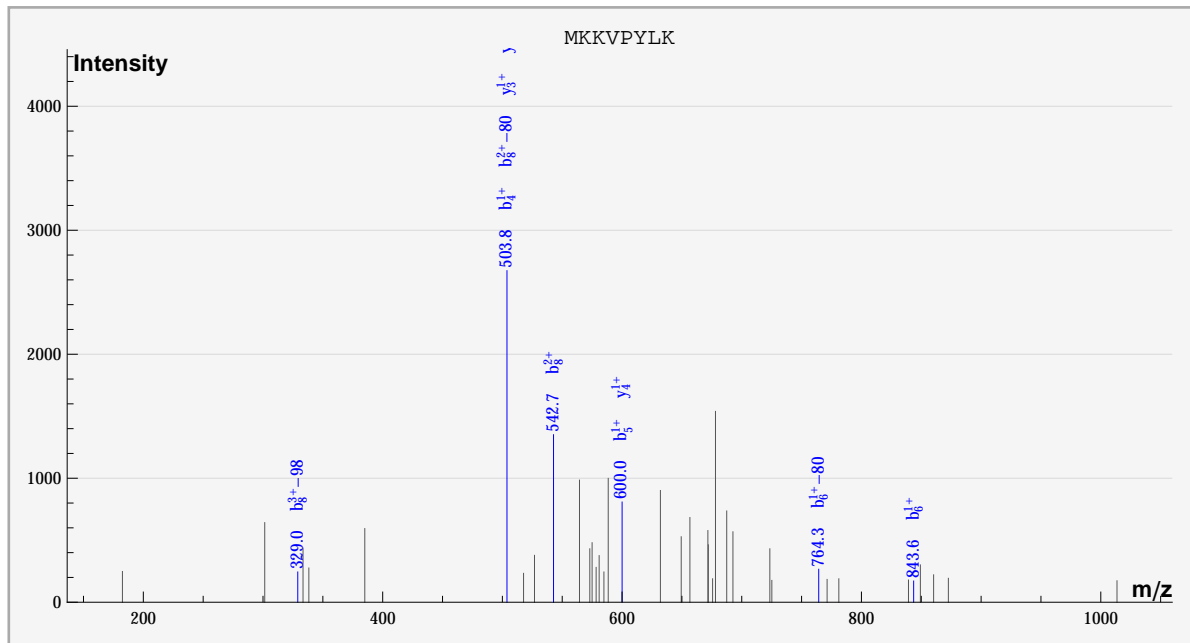
dbValid true DETNDESK PHOS(2) 2. 550. -0.842803 5.04376 100. ? 1800.
 S_Acido_new%gil68567656|gb|AAY80585.1| DETNDESK%:::PHOS:::PHOS::%sample_0%cmpd_499



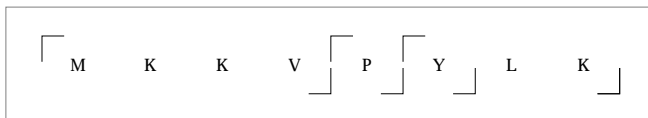
	#	b	b*	#	y	y*	P	P*
D	1							✓
E	2			7	✓	✓		
T	3		✓	6	✓	✓		
N	4	✓	✓	5	✓	✓		
D	5	✓	✓	4	✓			
E	6	✓	✓	3	✓			
S	7		✓	2				
K	8	✓	✓	1				



dbValid true MKKVPYLK Oxidation_M(1),PHOS(1) 2. 550. 1.79013 5.45029 100. ? 2478.
 S_Acido_new%gil68568620|gb|AAY81549.1| MKKVPYLK%:Oxidation_M::::PHOS:::sample_0%compd_1084

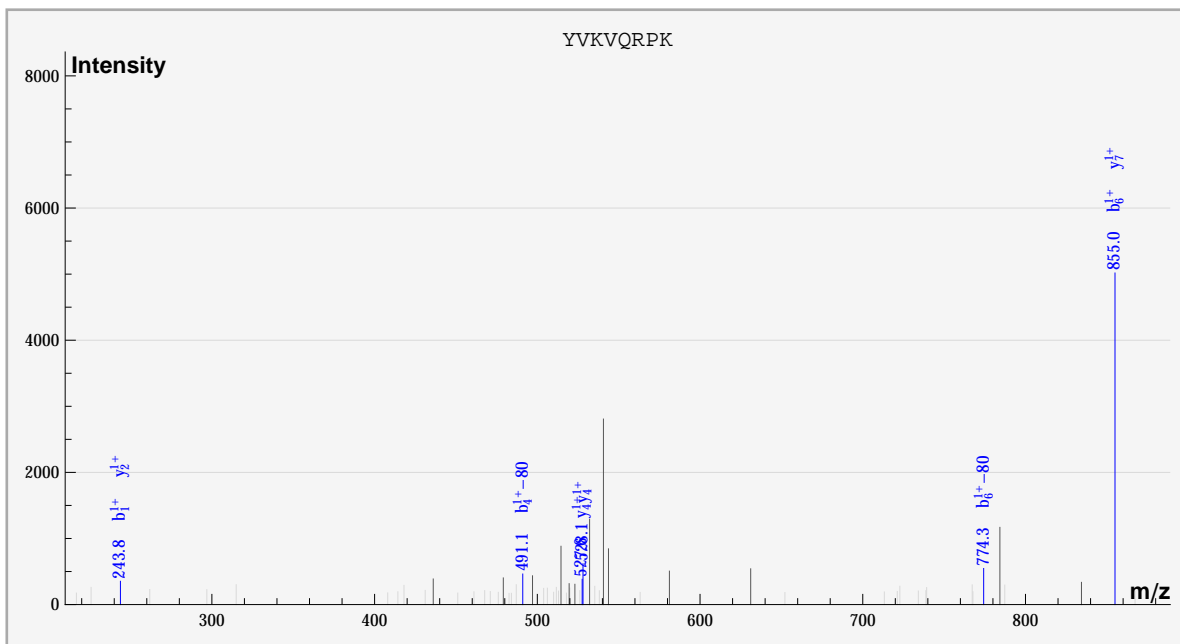


	#	b	b*	#	y	y*	P	P*
M	1							✓
K	2			7				
K	3			6				
V	4	✓		5				
P	5	✓		4	✓			
Y	6	✓	✓	3	✓			
L	7			2				
K	8	✓	✓	1				

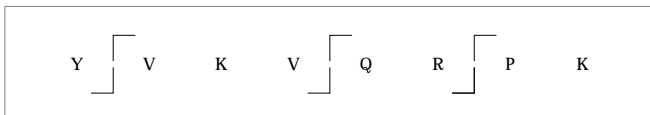


dbValid true YVKVQRPK PHOS(1) 2. 551. -1.70302 4.99098 100. ? 1230.

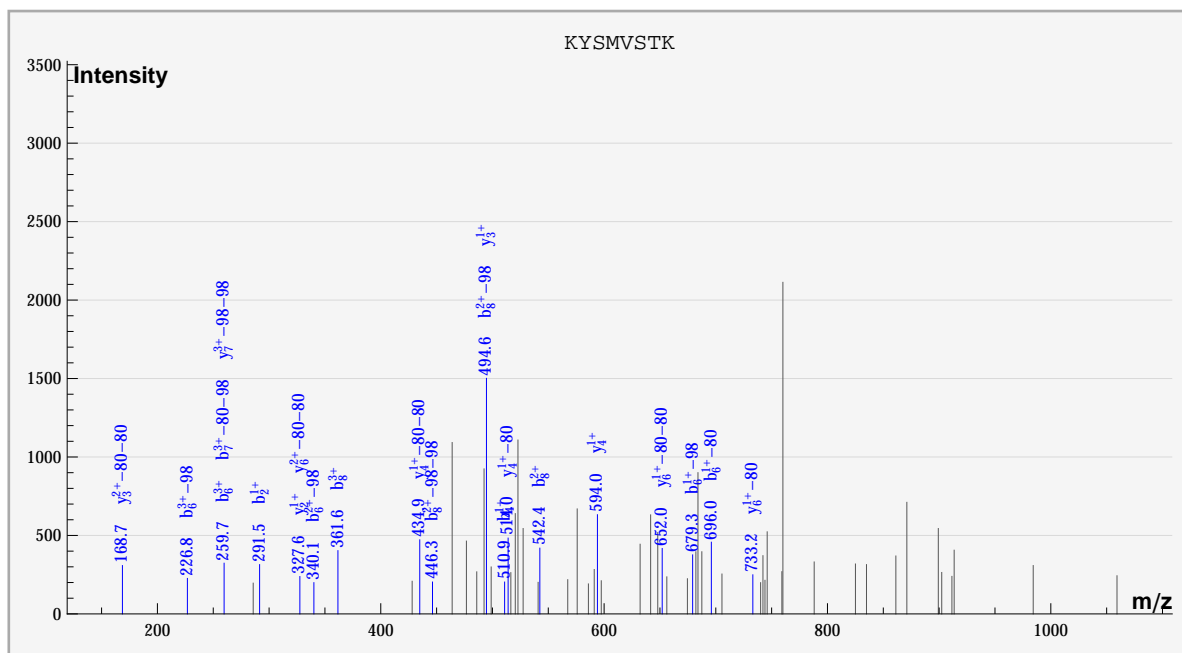
S_Acido_new%gi|68568515|gb|AAY81444.1| YVKVQRPK%:PHOS:.....%sample_2%cmpd_12



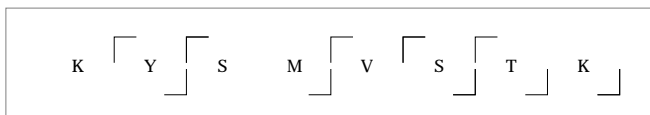
	#	b	b*	#	y	y*	P	P*
Y	1	✓						
V	2			7	✓			
K	3			6				
V	4		✓	5				
Q	5			4	✓			
R	6	✓	✓	3				
P	7			2	✓			
K	8			1				



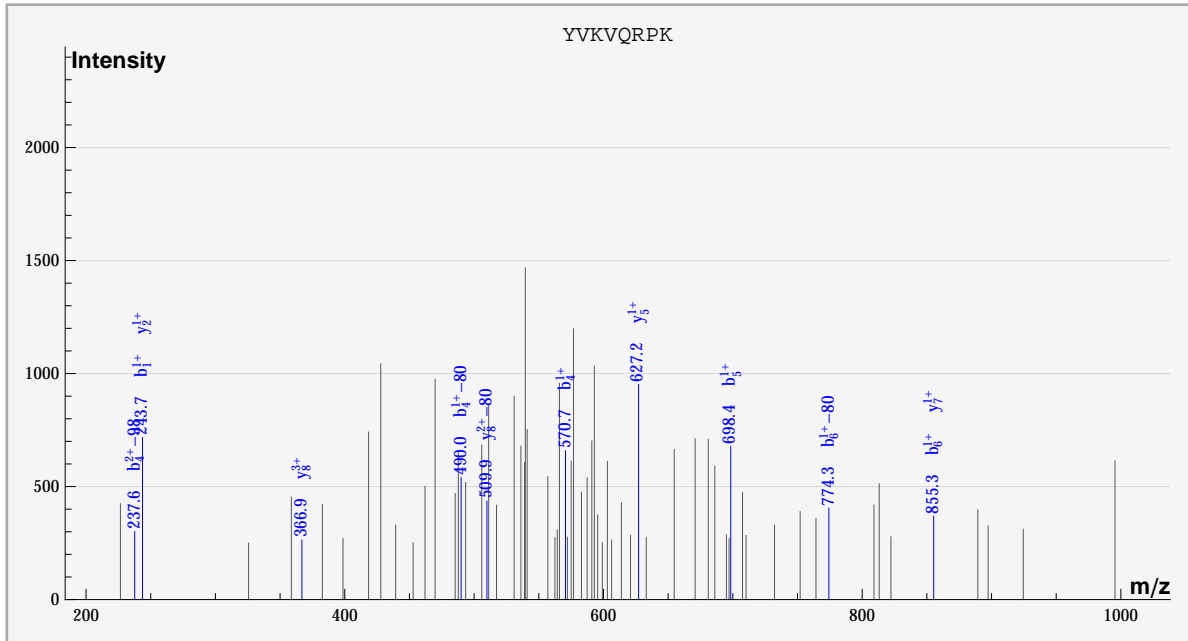
dbValid true KYSMVSTK PHOS(2) 2. 551. 1.21581 5.05099 100. ? 1764.
 S_Acido_new%gi|68568081|gb|AA81010.1| KYSMVSTK%:::PHOS:PHOS::%sample_3%compd_482



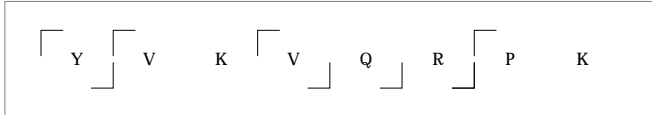
	#	b	b*	#	y	y*	P	P*
K	1							
Y	2	✓		7		✓		
S	3			6		✓		
M	4	✓		5				
V	5			4	✓	✓		
S	6	✓	✓	3	✓	✓		
T	7		✓	2	✓			
K	8	✓	✓	1				



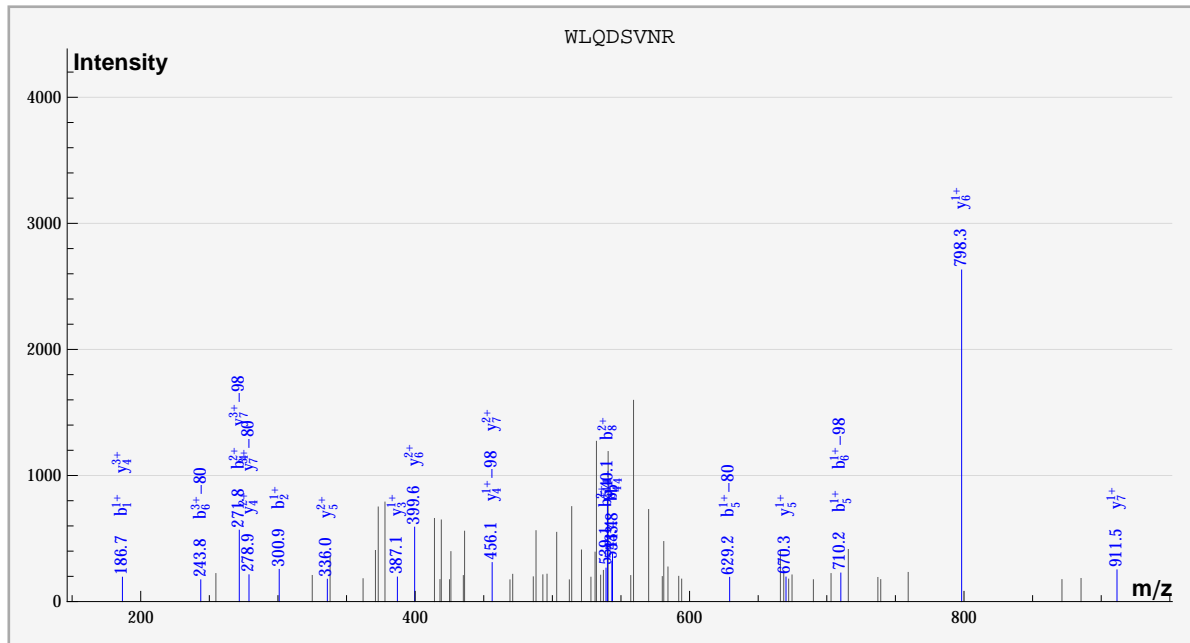
dbValid true YVKVQRPK PHOS(1) 2. 551. -1.70302 5.02715 100. ? 2040.
 S_Acido_new%gi|68568515|gb|AAY81444.1| YVKVQRPK%:PHOS:.....%sample_3%compd_736



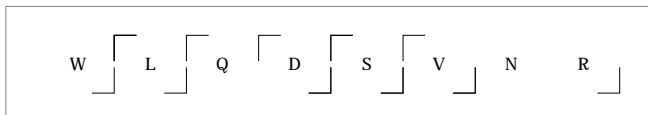
	#	b	b*	#	y	y*	P	P*
Y	1	✓					✓	✓
V	2			7	✓			
K	3			6				
V	4	✓	✓	5	✓			
Q	5	✓		4				
R	6	✓	✓	3				
P	7			2	✓			
K	8			1				



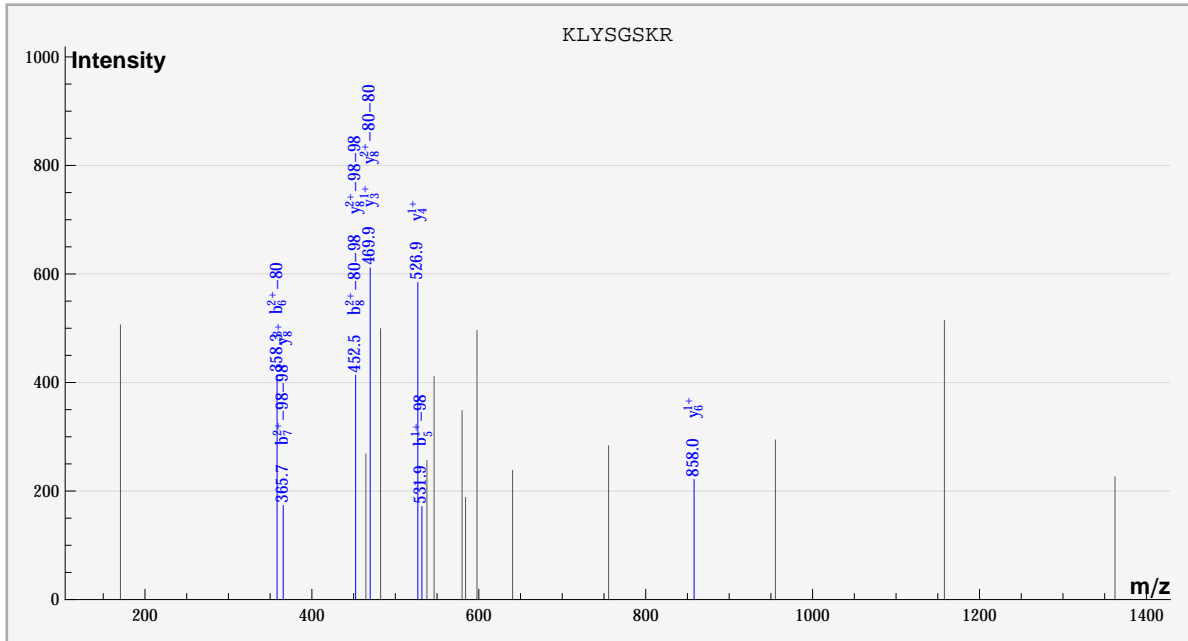
dbValid true WLQDSVNR PHOS(1) 2. 551. -1.7576 4.98628 100. ? 2472.
 S_Acido_new%gi|68567080|gb|AAY80009.1| WLQDSVNR%::::PHOS::::%sample_2%cmpd_1121



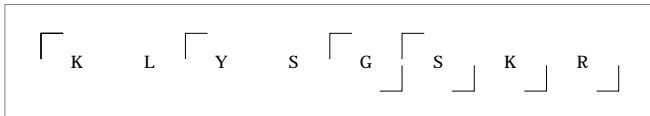
	#	b	b*	#	y	y*	P	P*
W	1	✓						
L	2	✓		7	✓	✓		
Q	3			6	✓			
D	4	✓		5	✓			
S	5	✓	✓	4	✓	✓		
V	6		✓	3	✓			
N	7			2				
R	8	✓		1				



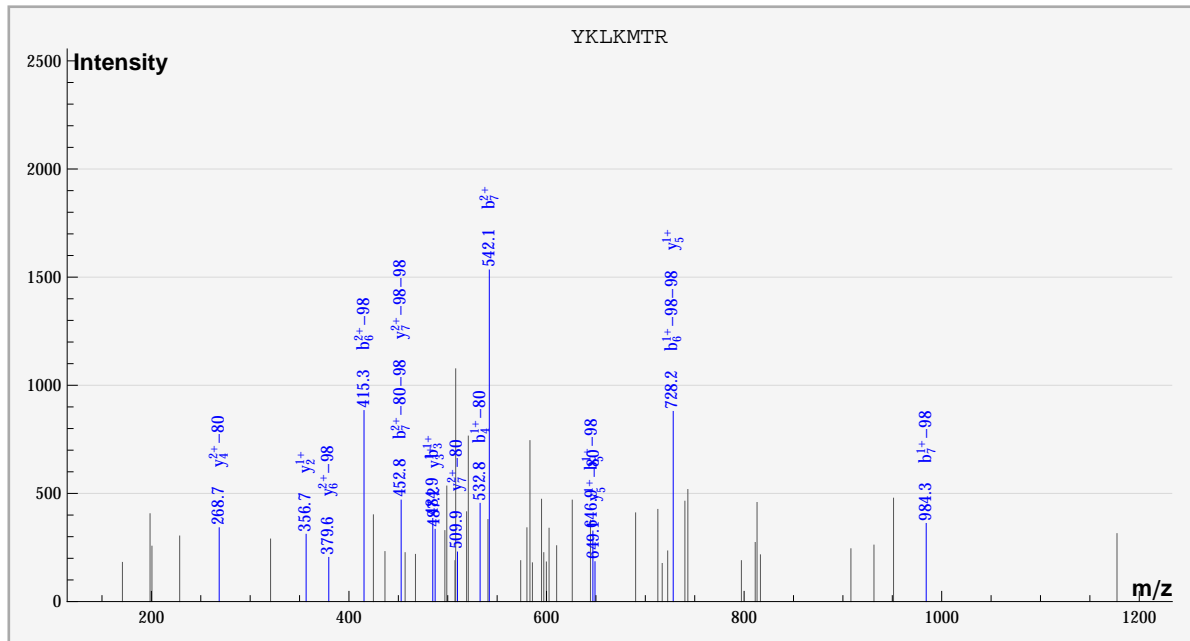
dbValid true KLYSGSKR PHOS(2) 2. 551. -1.25916 4.98346 100. ? 4776.
 S_Acido_new%gi|68567861|gb|AAy80790.1| KLYSGSKR%::PHOS::PHOS::%sample_3%compd_3247



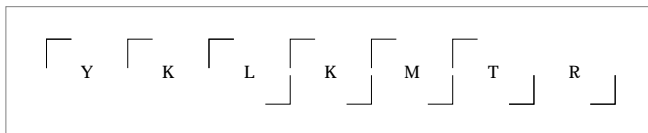
	#	b	b*	#	y	y*	P	P*
K	1						✓	✓
L	2			7				
Y	3			6	✓			
S	4			5				
G	5	✓		4	✓			
S	6	✓		3	✓			
K	7	✓		2				
R	8	✓		1				



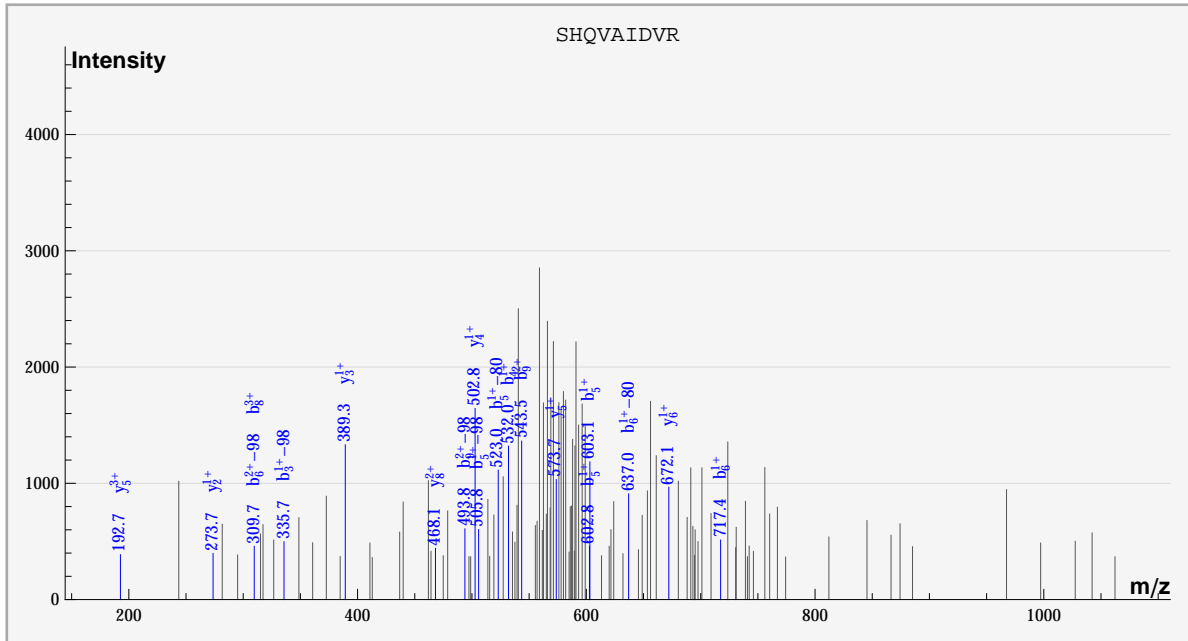
dbValid true YKLMTR PHOS(2) 2. 552. -1.75784 5.1945 100. ? 1824.
 S_Acido_new%gi|68567373|gb|AAy80302.1| YKLMTR%:PHOS:::PHOS::%sample_3%cmpd_539



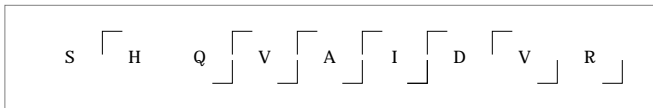
	#	b	b*	#	y	y*	P	P*
Y	1							✓
K	2			6		✓		
L	3	✓		5	✓	✓		
K	4		✓	4		✓		
M	5		✓	3	✓			
T	6		✓	2	✓			
R	7	✓	✓	1				



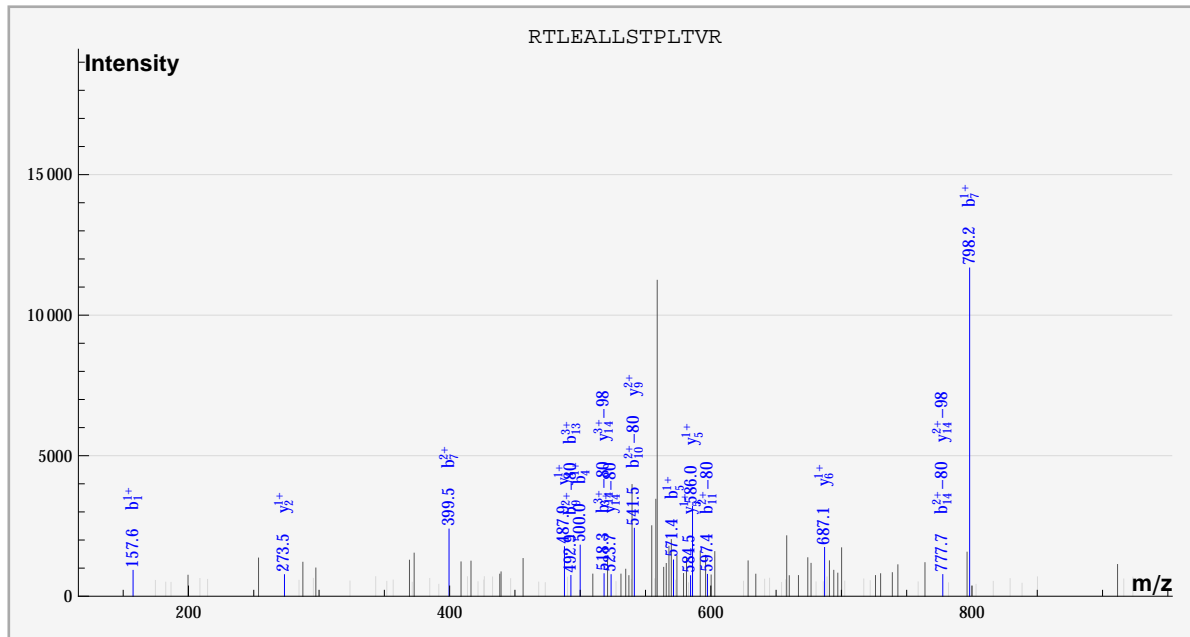
dbValid true SHQVAIDVR PHOS(1) 2. 552. 0.763497 4.99564 100. ? 2376.
 S_Acido_new%gil68567764|gb|AAY80693.1| SHQVAIDVR%:PHOS:.....%sample_3%cmpd_1048



	#	b	b*	#	y	y*	P	P*
S	1							
H	2			8	✓			
Q	3	✓	✓	7				
V	4	✓		6	✓			
A	5	✓	✓	5	✓			
I	6	✓	✓	4	✓			
D	7			3	✓			
V	8	✓		2	✓			
R	9	✓	✓	1				



dbValid true RTLEALLSTPLTVR PHOS(1) 3. 552. -1.3623 4.94245 100. ? 2400.
 S_Acido_new%gil68567378|gb|AAY80307.1| RTLEALLSTPLTVR%:::::::PHOS:::::::sample_3%compd_1070

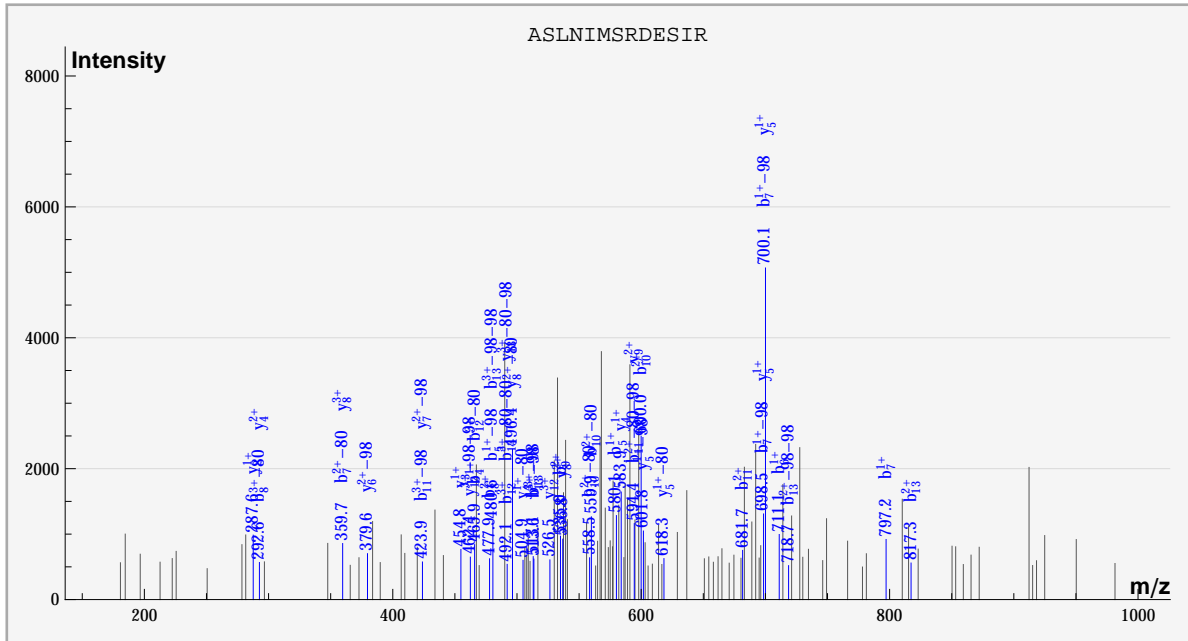


	#	b	b*	#	y	y*	P	P*
R	1	✓						✓
T	2			13				
L	3			12				
E	4	✓		11				
A	5	✓		10				
L	6			9	✓			
L	7	✓		8				
S	8			7				
T	9		✓	6	✓			
P	10		✓	5	✓			
L	11		✓	4	✓			
T	12			3				
V	13	✓		2	✓			
R	14		✓	1				

RTLEALLSTPLTVR

dbValid true ASLNIMSRDESIR PHOS(2) 3. 552. -0.764812 4.90041 100. ? 2586.

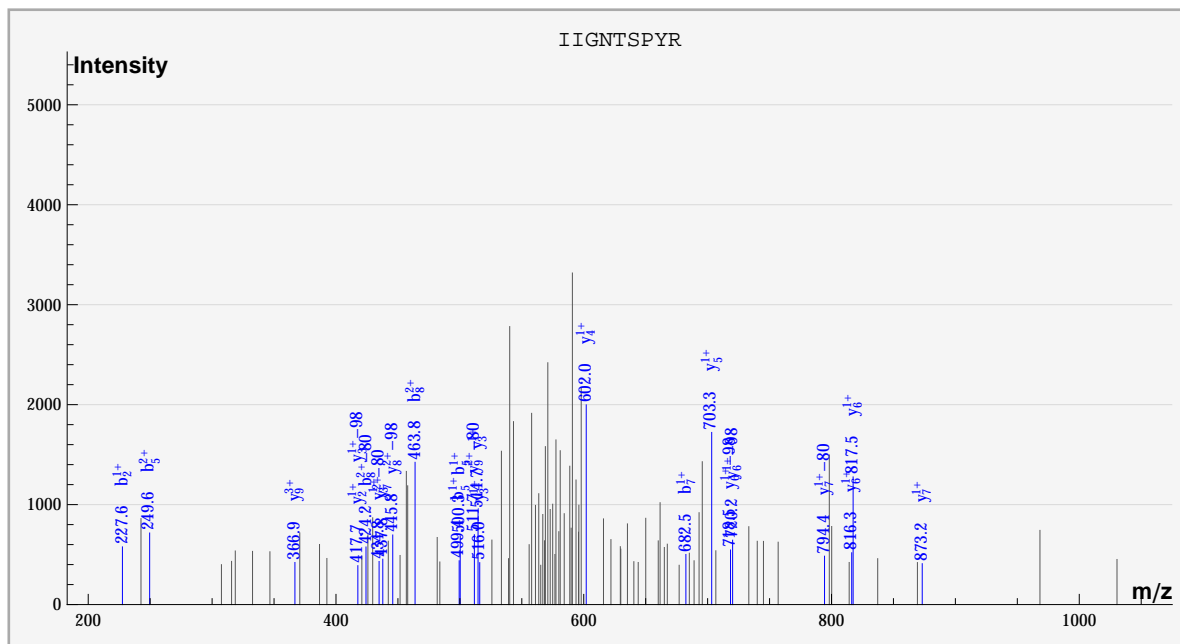
S_Acido_new%gi|68567762|gb|AAy80691.1| ASLNIMSRDESIR%::PHOS:::PHOS:::sample_3%compd_1237



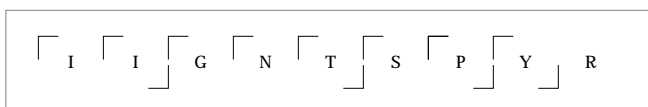
	#	b	b*	#	y	y*	P	P*
A	1							✓
S	2			12	✓	✓		
L	3			11				
N	4	✓		10				
I	5	✓	✓	9	✓			
M	6	✓		8	✓	✓		
S	7	✓	✓	7		✓		
R	8	✓	✓	6		✓		
D	9	✓		5	✓	✓		
E	10	✓	✓	4	✓	✓		
S	11	✓	✓	3	✓			
I	12	✓	✓	2	✓			
R	13	✓	✓	1				

[A [S L N] I] M] S] R] D] E] S] I] R]

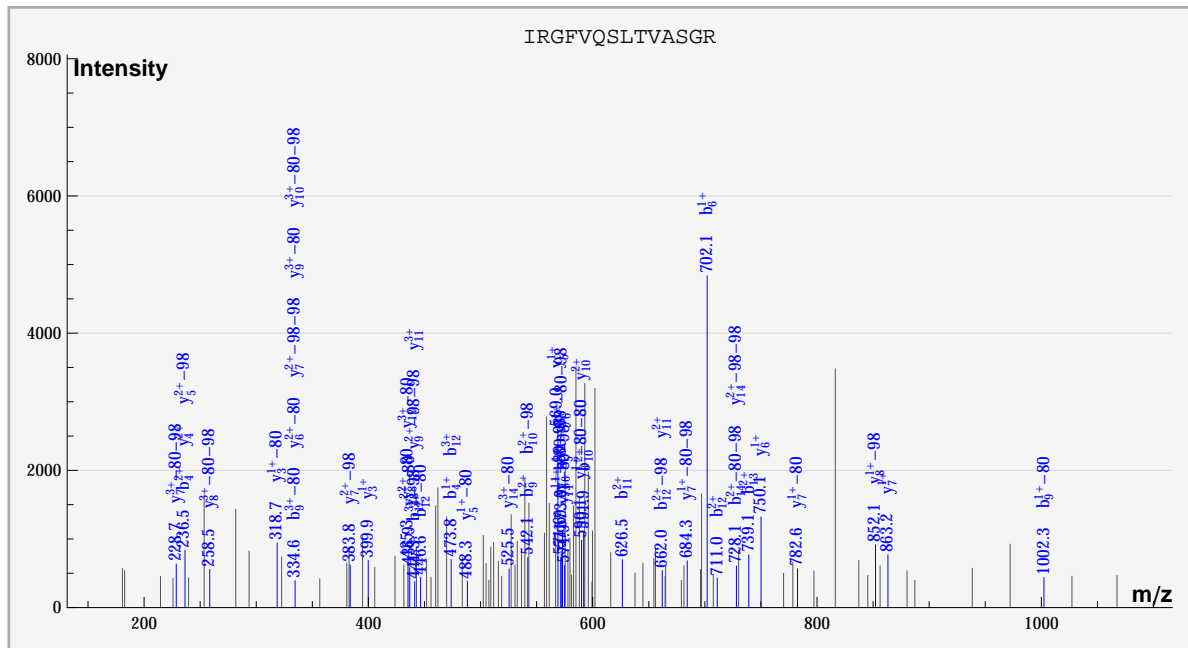
dbValid true IIGNTSPYR PHOS(1) 2. 552. -1.23957 4.90949 100. ? 2814.
 S_Acido_new%gil68566756|gb|AA79685.1| IIGNTSPYR%:.....PHOS:%sample_3%compd_1447



	#	b	b*	#	y	y*	P	P*
I	1						✓	✓
I	2	✓		8		✓		
G	3			7	✓	✓		
N	4			6	✓	✓		
T	5	✓		5	✓			
S	6			4	✓			
P	7	✓		3	✓	✓		
Y	8	✓	✓	2	✓			
R	9			1				



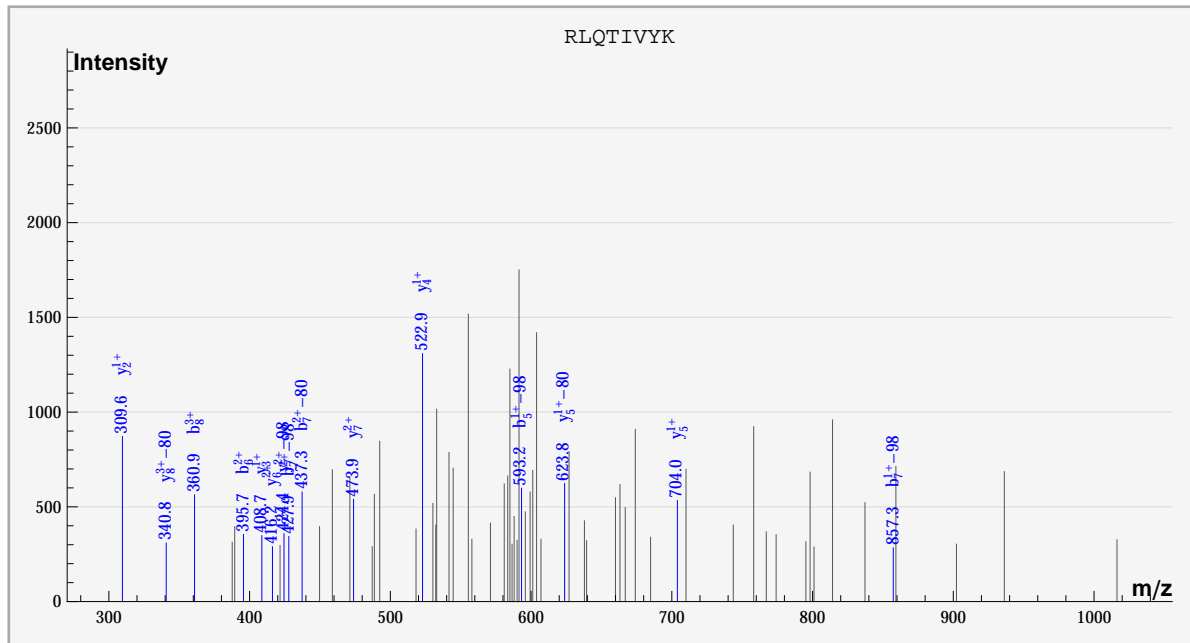
dbValid true IRGFVQSLTVASGR PHOS(2) 3. 552. -1.06969 5.03172 100. ? 2826.
 S_Acido_new%gi|68568460|gb|AAy81389.1| IRGFVQSLTVASGR%:::PHOS::PHOS::%sample_3%compd_1458



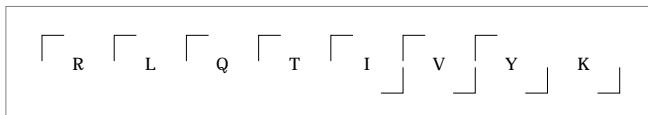
	#	b	b*	#	y	y*	P	P*
I	1							✓
R	2			13				
G	3			12		✓		
F	4	✓		11	✓	✓		
V	5	✓		10	✓	✓		
Q	6	✓		9		✓		
S	7			8		✓		
L	8			7	✓	✓		
T	9	✓	✓	6	✓	✓		
V	10	✓	✓	5	✓	✓		
A	11	✓		4	✓			
S	12	✓	✓	3	✓	✓		
G	13	✓		2				
R	14		✓	1				

I R G F V Q S L T V A S G R

dbValid true RLQTIIVYK PHOS(1) 2. 552. -1.20319 4.93876 100. ? 3042.
 S_Acido_new%gi|68566579|gb|AAY79508.1| RLQTIIVYK%:::PHOS:::%sample_3%compd_1657

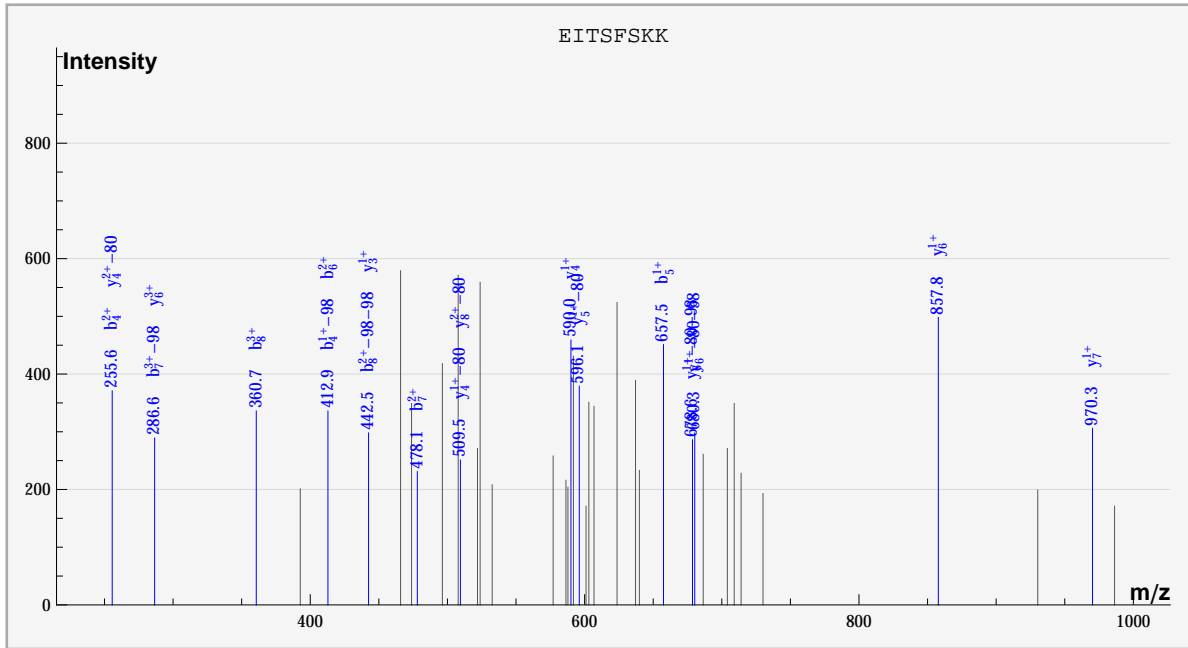


	#	b	b*	#	y	y*	P	P*
R	1							✓
L	2			7	✓	✓		
Q	3			6	✓			
T	4			5	✓	✓		
I	5	✓		4	✓			
V	6	✓		3	✓			
Y	7		✓	2	✓			
K	8	✓		1				

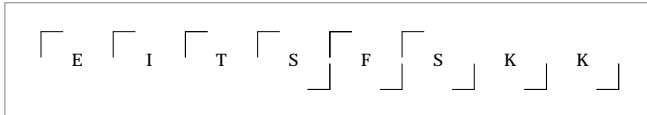


dbValid true EITFSFSKK PHOS(2) 2. 552. -1.77277 5.04919 100. ? 4044.

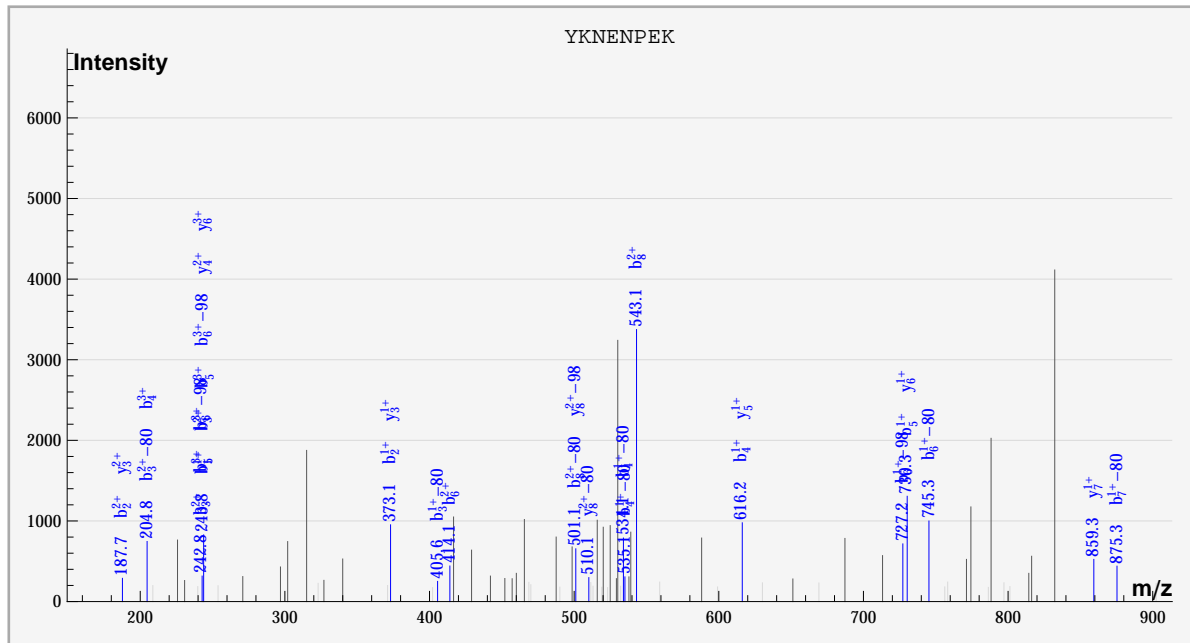
S_Acido_new%gi|68567014|gb|AA79943.1| EITFSFSKK%:::PHOS:::PHOS:::sample_3%compd_2575



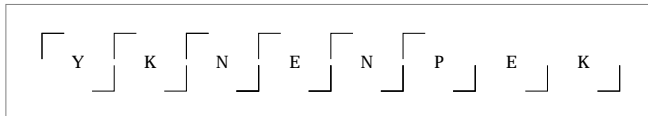
	#	b	b*	#	y	y*	P	P*
E	1							✓
I	2			7	✓			
T	3			6	✓	✓		
S	4	✓	✓	5		✓		
F	5	✓		4	✓	✓		
S	6	✓		3	✓			
K	7	✓	✓	2				
K	8	✓	✓	1				



dbValid true YKNENPEK PHOS(1) 2. 553. -1.76576 5.05048 100. ? 1134.
 S_Acido_new%gi|68568019|gb|AAY80948.1| YKNENPEK%:PHOS:.....:sample_2%cmpd_3708

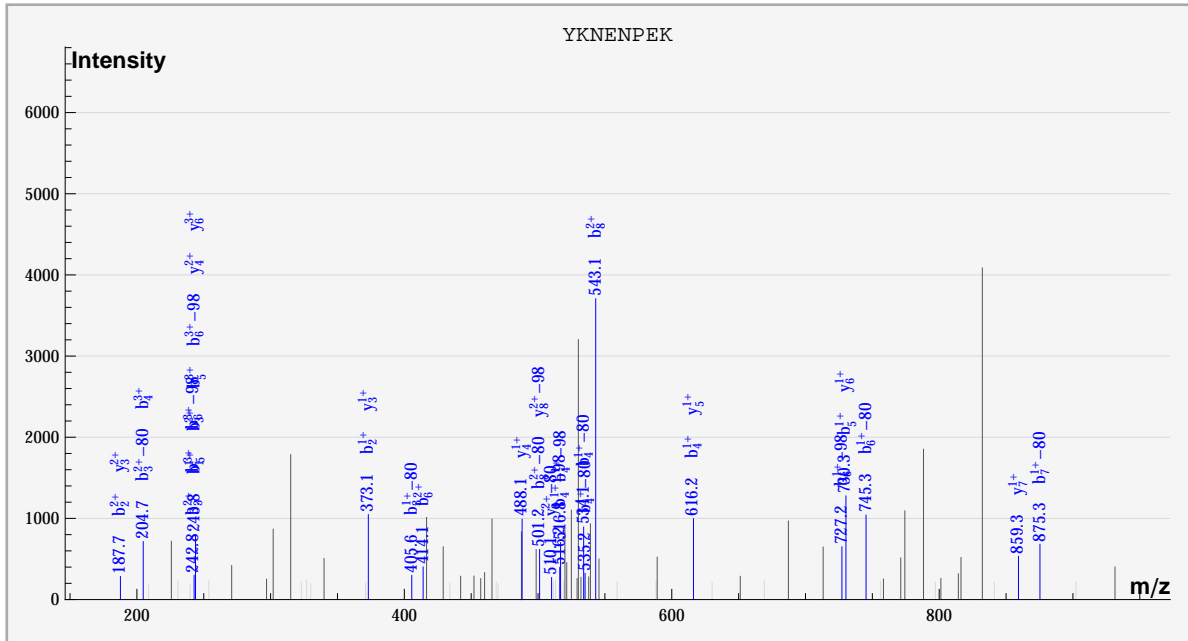


	#	b	b*	#	y	y*	P	P*
Y	1	✓						✓
K	2	✓		7	✓			
N	3	✓	✓	6	✓			
E	4	✓	✓	5	✓			
N	5	✓		4	✓			
P	6	✓	✓	3	✓			
E	7		✓	2				
K	8	✓	✓	1				

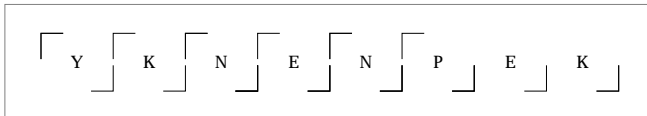


dbValid true YKNENPEK PHOS(1) 2. 553. -1.76576 5.16349 100. ? 1146.

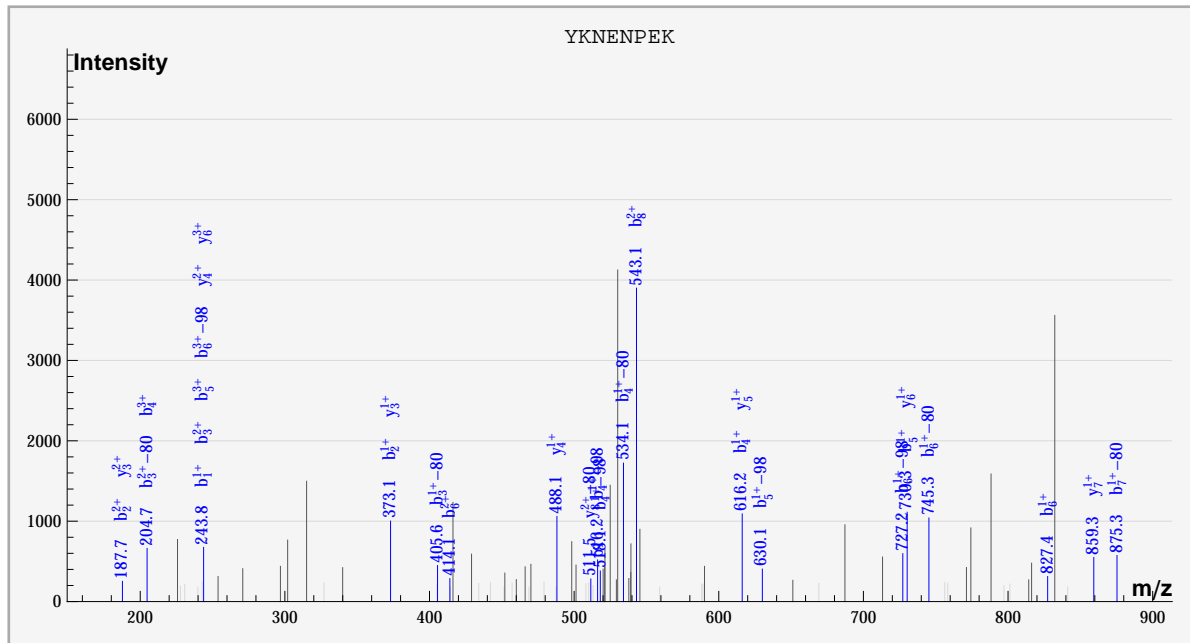
S_Acido_new%gi|68568019|gb|AAY80948.1| YKNENPEK%:PHOS:.....%sample_2%cmpd_3718



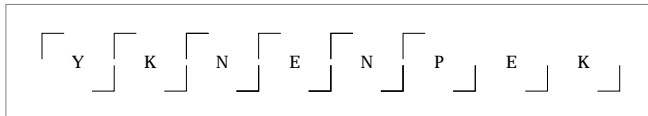
	#	b	b*	#	y	y*	P	P*
Y	1	✓						✓
K	2	✓		7	✓			
N	3	✓	✓	6	✓			
E	4	✓	✓	5	✓			
N	5	✓		4	✓			
P	6	✓	✓	3	✓			
E	7		✓	2				
K	8	✓	✓	1				



dbValid true YKNENPEK PHOS(1) 2. 553. -1.76576 5.15885 100. ? 1170.
 S_Acido_new%gi|68568019|gb|AAY80948.1| YKNENPEK%:PHOS:.....:sample_2%cmpd_3738

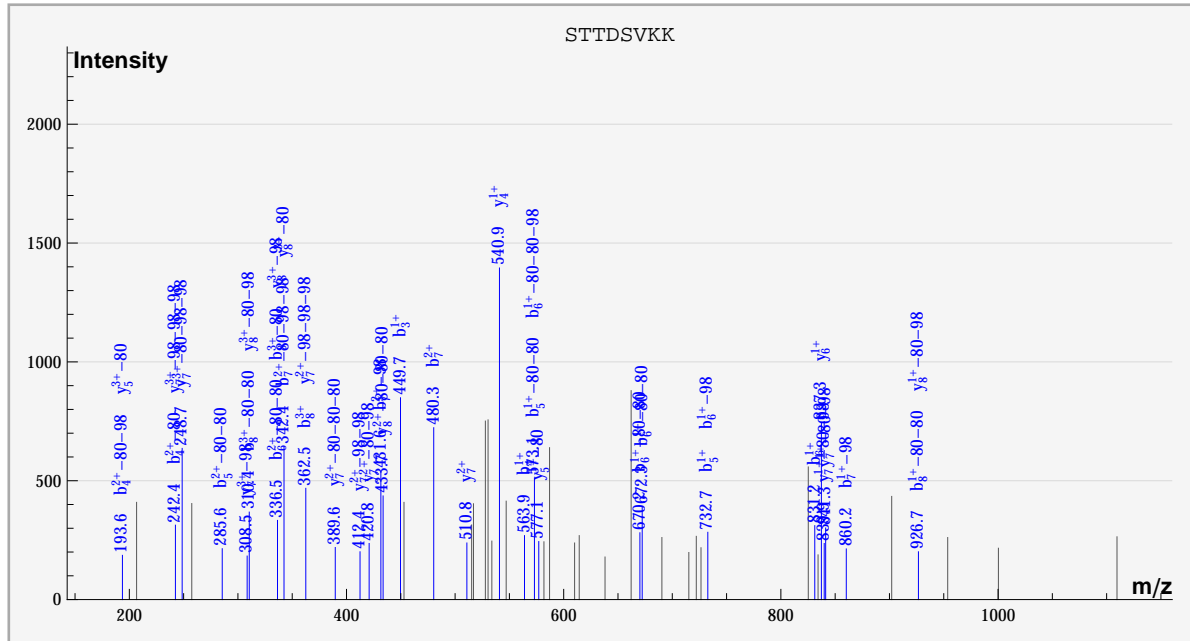


	#	b	b*	#	y	y*	P	P*
Y	1	✓						✓
K	2	✓		7	✓			
N	3	✓	✓	6	✓			
E	4	✓	✓	5	✓			
N	5	✓	✓	4	✓			
P	6	✓	✓	3	✓			
E	7		✓	2				
K	8	✓		1				

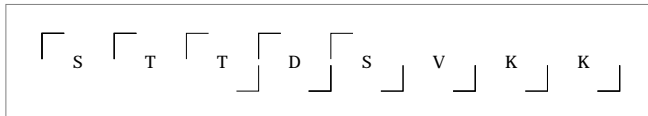


dbValid true STTDSVKK PHOS(3) 2. 553. 0.184362 5.3898 100. ? 1668.

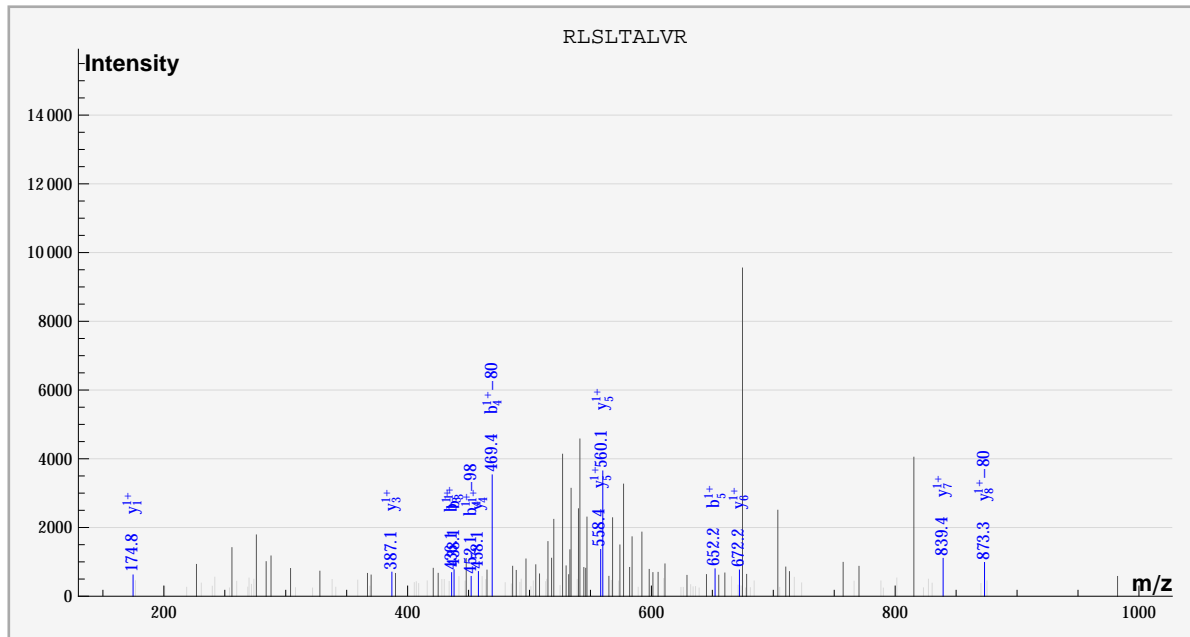
S_Acido_new%gi|68567326|gb|AAy80255.1| STTDSVKK%::PHOS:PHOS::PHOS:::%sample_0%compd_385



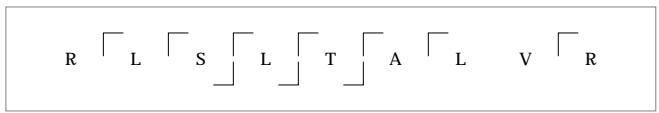
	#	b	b*	#	y	y*	P	P*
S	1							✓
T	2			7	✓	✓		
T	3	✓		6	✓			
D	4	✓	✓	5		✓		
S	5	✓	✓	4	✓			
V	6	✓	✓	3				
K	7	✓	✓	2				
K	8	✓	✓	1				



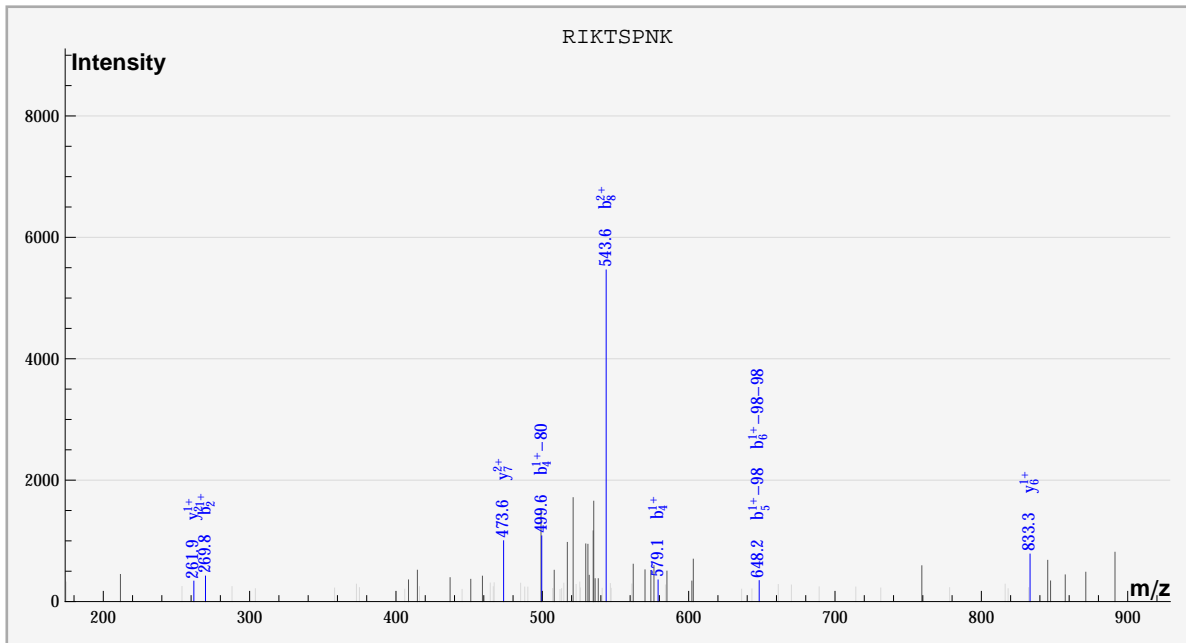
dbValid true RLSLTALVR PHOS(1) 2. 553. 1.81553 5.61912 100. ? 1980.
 S_Acido_new%gi|68567144|gb|AAY80073.1| RLSLTALVR%:::PHOS:::sample_2%compd_684



	#	b	b*	#	y	y*	P	P*
R	1							
L	2			8		✓		
S	3	✓		7	✓			
L	4		✓	6	✓			
T	5	✓		5	✓			
A	6			4	✓			
L	7			3	✓			
V	8			2				
R	9			1	✓			



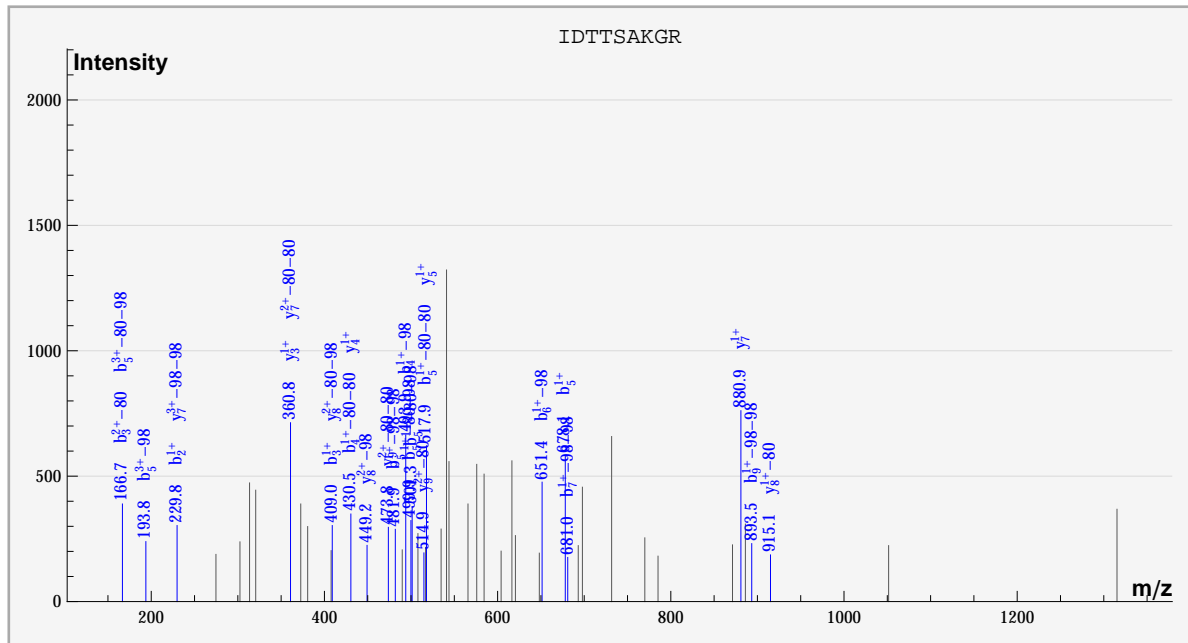
dbValid true RIKTSPNK PHOS(2) 2. 554. -1.74589 5.04903 100. ? 1458.
 S_Acido_new%gi|68567110|gb|AAY80039.1| RIKTSPNK%:::PHOS:PHOS:::%sample_2%cmpd_204



	#	b	b*	#	y	y*	P	P*
R	1							
I	2	✓		7	✓			
K	3			6	✓			
T	4	✓	✓	5				
S	5		✓	4				
P	6		✓	3				
N	7			2	✓			
K	8	✓		1				



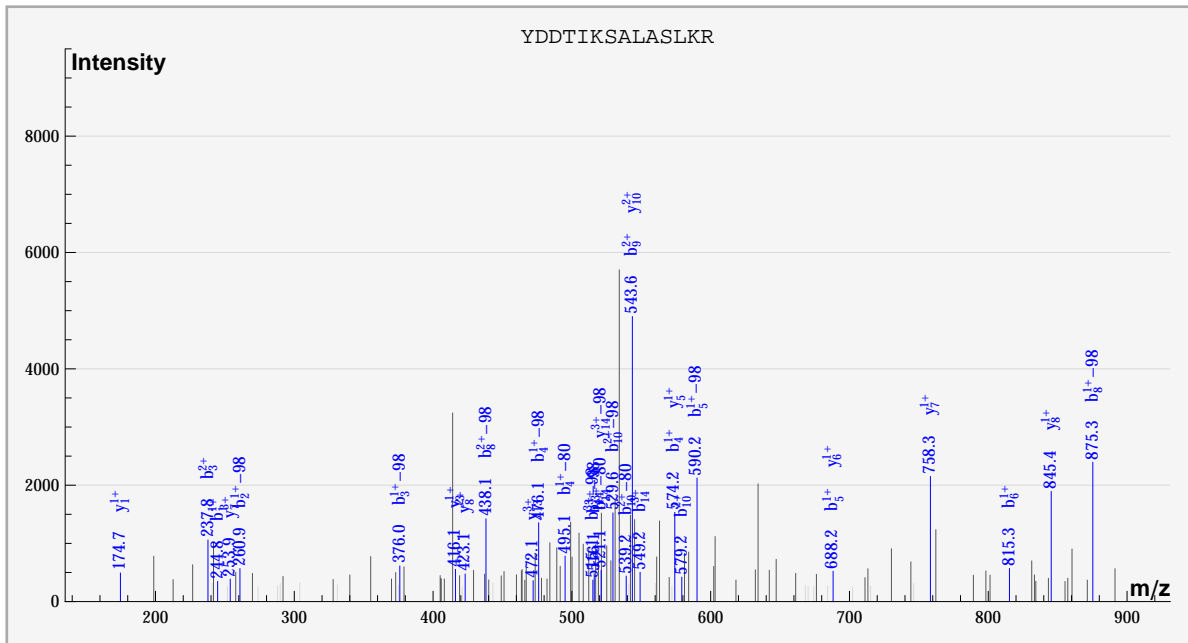
dbValid true IDTTSAKGR PHOS(2) 2. 554. 0.725382 5.06095 100. ? 1464.
 S_Acido_new%gii68566862|gb|AA79791.1| IDTTSAKGR%:::PHOS:PHOS:.....%sample_3%cmpd_213



	#	b	b*	#	y	y*	P	P*
I	1							✓
D	2	✓		8		✓		
T	3	✓	✓	7	✓	✓		
T	4		✓	6				
S	5	✓	✓	5	✓			
A	6		✓	4	✓			
K	7		✓	3	✓			
G	8			2				
R	9		✓	1				

I D T T S A K G R

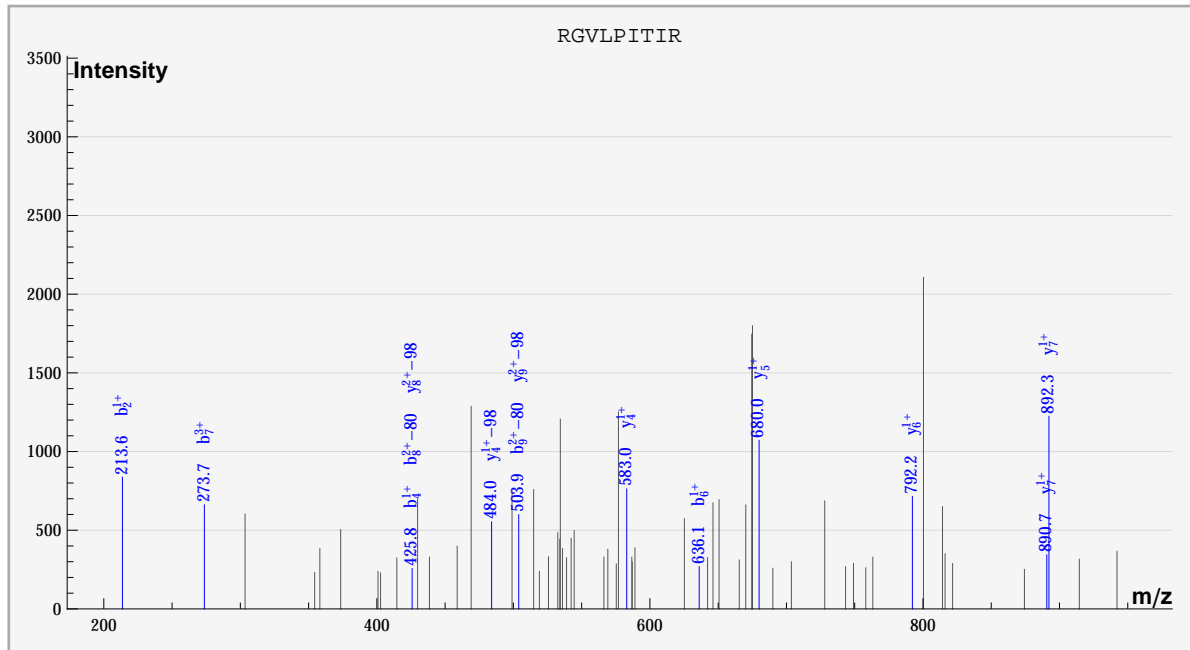
dbValid true YDDTIKSALASLKR PHOS(1) 3. 554. 0.281698 5.03453 100. ? 1530.
 S_Acido_new%gi|68566629|gb|AAY79558.1| YDDTIKSALASLKR%:PHOS:.....:sample_2%compd_269



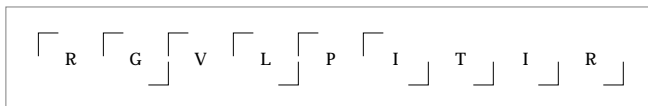
	#	b	b*	#	y	y*	P	P*
Y	1	✓						✓
D	2		✓	13	✓			
D	3	✓	✓	12				
T	4	✓	✓	11				
I	5	✓	✓	10	✓			
K	6	✓		9				
S	7			8	✓			
A	8		✓	7	✓			
L	9	✓		6	✓			
A	10	✓	✓	5	✓			
S	11			4				
L	12			3	✓			
K	13			2				
R	14	✓	✓	1	✓			

「Y」 「D」 「D」 「T」 「I」 「K」 「S」 「A」 「L」 「A」 「S」 「L」 「K」 「R」

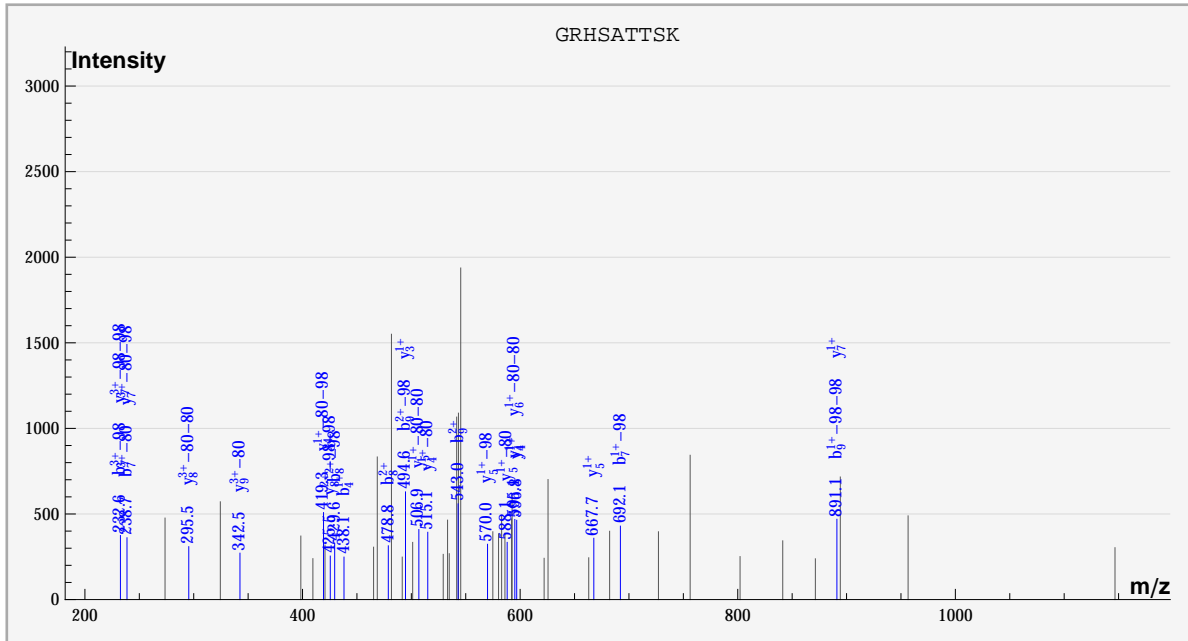
dbValid true RGVLPITIR PHOS(1) 2. 554. -1.18193 5.2359 100. ? 1836.
 S_Acido_new%gi|68567775|gb|AAY80704.1| RGVLPITIR%::::::PHOS:::sample_0%cmpd_535



	#	b	b*	#	y	y*	P	P*
R	1							✓
G	2	✓		8		✓		
V	3			7	✓			
L	4	✓		6	✓			
P	5			5	✓			
I	6	✓		4	✓	✓		
T	7	✓		3				
I	8		✓	2				
R	9		✓	1				



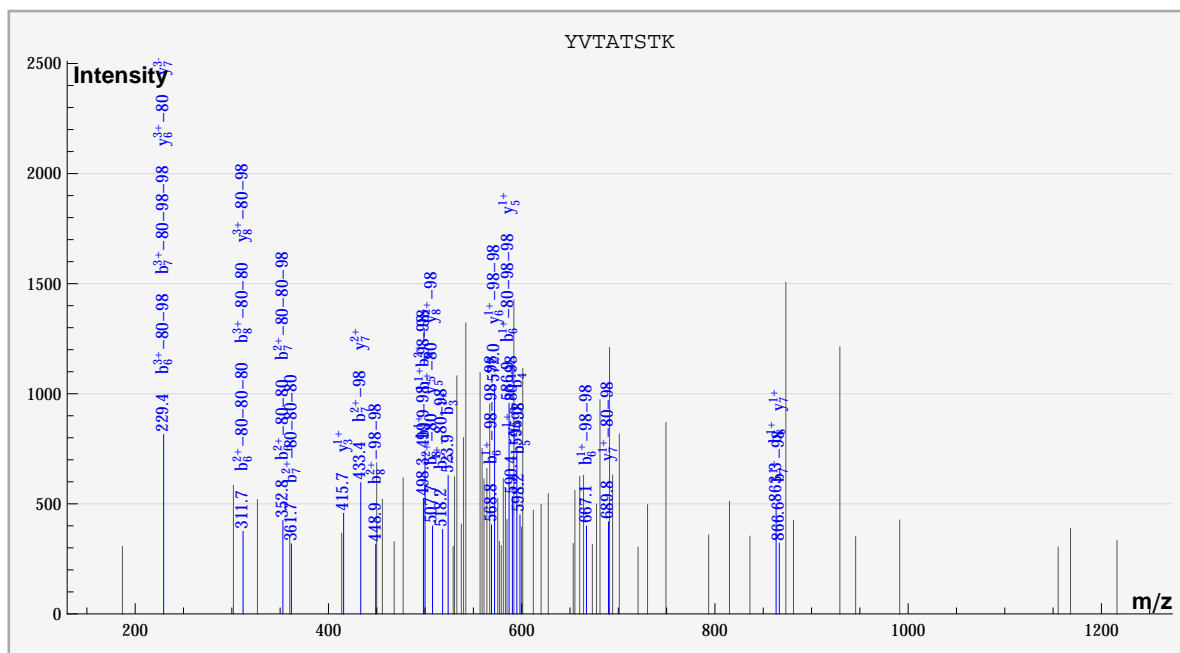
dbValid true GRHSATTSK PHOS(2) 2. 554. -1.28465 5.56003 100. ? 2016.
 S_Acido_new%gi|68567947|gb|AAy80876.1| GRHSATTSK%:::::PHOS:PHOS::%sample_0%compd_693



	#	b	b*	#	y	y*	P	P*
G	1							✓
R	2			8		✓		
H	3			7	✓	✓		
S	4	✓		6		✓		
A	5			5	✓	✓		
T	6			4	✓	✓		
T	7		✓	3		✓		
S	8	✓	✓	2				
K	9	✓	✓	1				

┌ G ┌ R ┌ H ┌ S ┌ A ┌ T ┌ T ┌ S ┌ K ┌

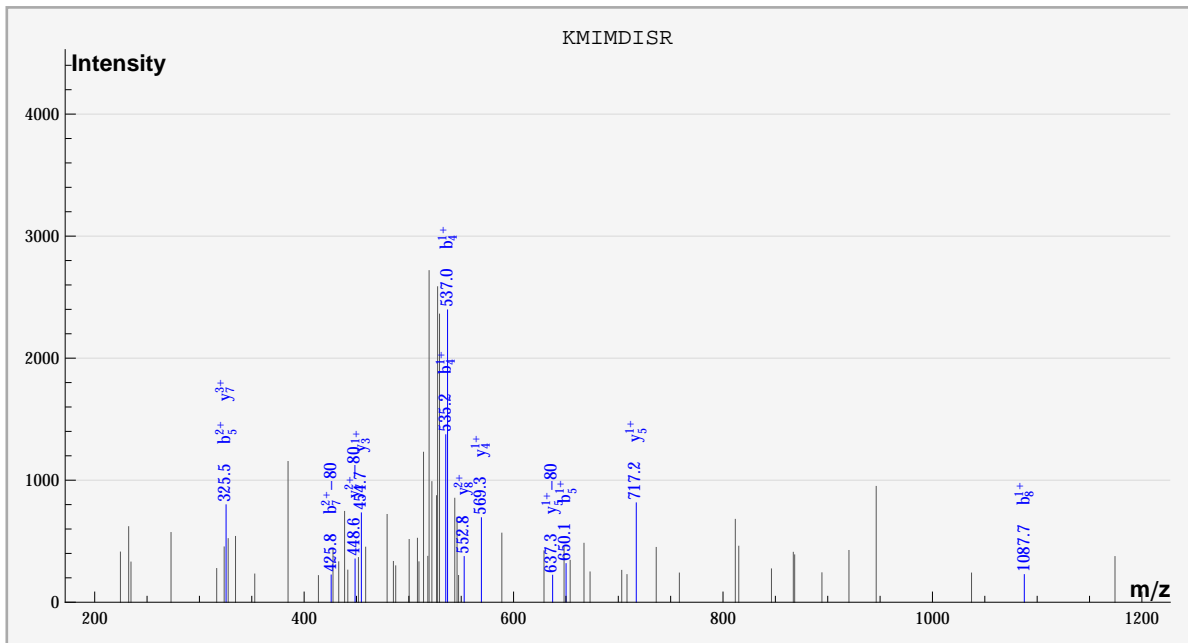
dbValid true YVTATSTK PHOS(3) 2. 554. 1.68146 5.114 100. ? 2196.
 S_Acido_new%gi|68568190|gb|AAy81119.1| YVTATSTK%:PHOS::PHOS::PHOS::%sample_3%cmpd_884



	#	b	b*	#	y	y*	P	P*
Y	1							✓
V	2			7	✓	✓		
T	3	✓		6		✓		
A	4	✓	✓	5	✓	✓		
T	5		✓	4				
S	6	✓	✓	3		✓		
T	7		✓	2				
K	8		✓	1				



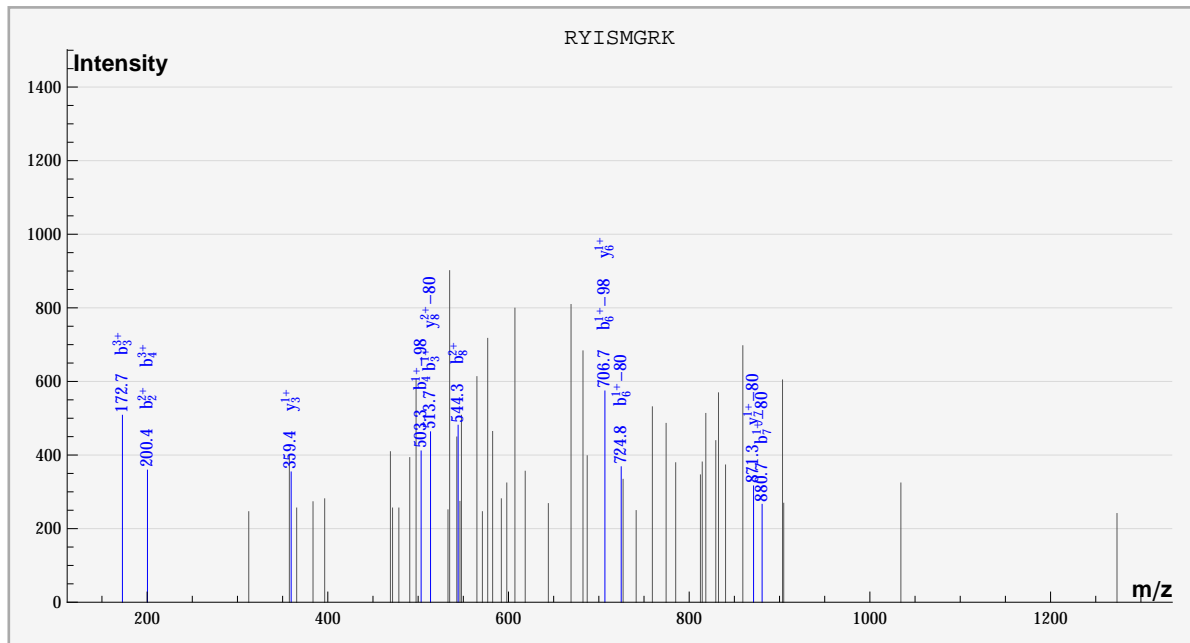
dbValid true KMIMDISR Oxidation_M(2),PHOS(1) 2. 554.79 -1.54731 5.0795 100. ? 1476.
 S_Acido_new%gil68566951|gb|AAy79880.1| KMIMDISR%::Oxidation_M::Oxidation_M::PHOS::%sample_1%compd_216



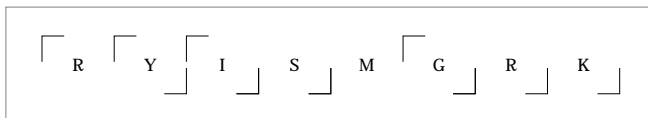
	#	b	b*	#	y	y*	P	P*
K	1							✓
M	2			7	✓	✓		
I	3			6				
M	4	✓		5	✓	✓		
D	5	✓		4	✓			
I	6			3	✓			
S	7		✓	2				
R	8	✓		1				



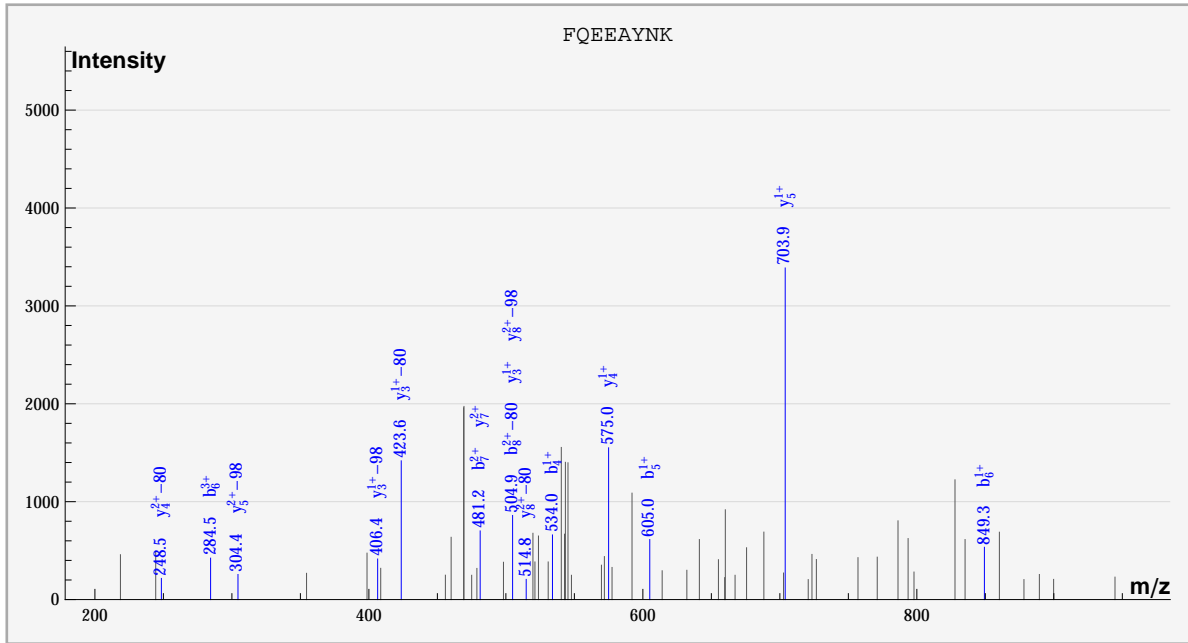
dbValid true RYISMGRK Oxidation_M(1),PHOS(1) 2. 555. -1.23756 5.12272 100. ? 1680.
 S_Acido_new%gil68567715|gb|AAY80644.1| RYISMGRK%::PHOS::Oxidation_M:::sample_0%cmpd_398



	#	b	b*	#	y	y*	P	P*
R	1							✓
Y	2	✓		7		✓		
I	3	✓		6	✓			
S	4	✓	✓	5				
M	5			4				
G	6		✓	3	✓			
R	7		✓	2				
K	8	✓		1				



dbValid true FQEEAYNK PHOS(1) 2. 555. -0.279033 5.22124 100. ? 1812.
 S_Acido_new%gi|68566768|gb|AAY79697.1| FQEEAYNK%:::PHOS:::sample_0%cmpd_514

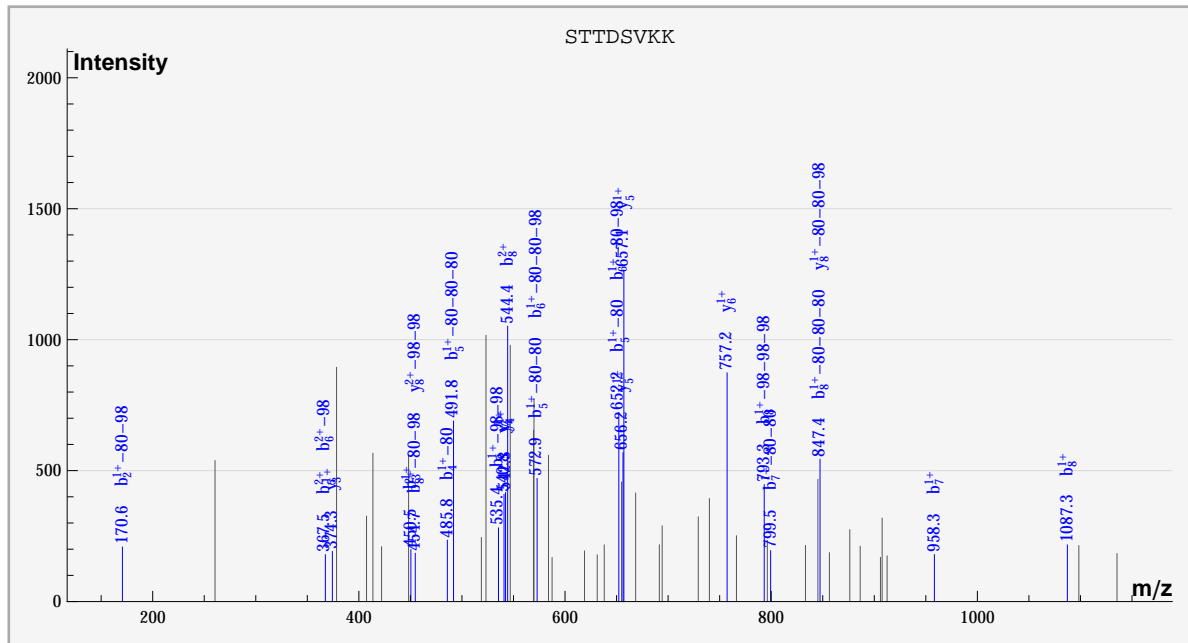


	#	b	b*	#	y	y*	P	P*
F	1							✓
Q	2			7	✓			
E	3			6				
E	4	✓		5	✓	✓		
A	5	✓		4	✓	✓		
Y	6	✓		3	✓	✓		
N	7	✓		2				
K	8		✓	1				

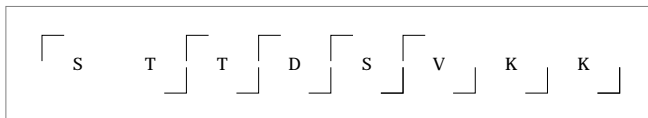


dbValid true STTDSVKK PHOS(3) 2. 555. -1.81564 5.43137 100. ? 2070.

S_Acido_new%gi|68567326|gb|AAy80255.1| STTDSVKK%:PHOS:PHOS:::PHOS:::%sample_0%cmpd_739

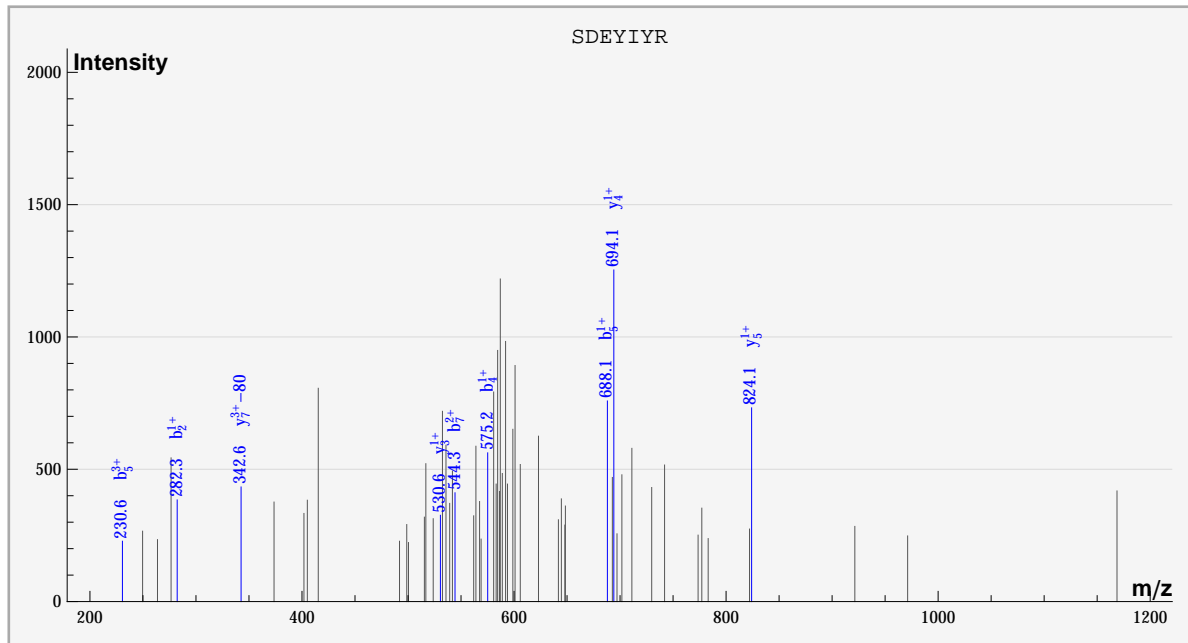


	#	b	b*	#	y	y*	P	P*
S	1							✓
T	2		✓	7				
T	3	✓		6	✓			
D	4		✓	5	✓			
S	5	✓	✓	4	✓			
V	6		✓	3	✓			
K	7	✓	✓	2				
K	8	✓	✓	1				

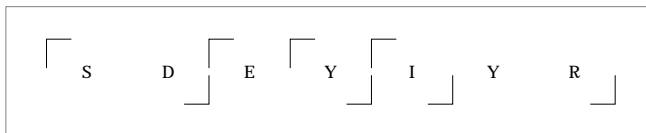


dbValid true SDEYIYR PHOS(2) 2. 555. -1.81444 5.63135 100. ? 2124.

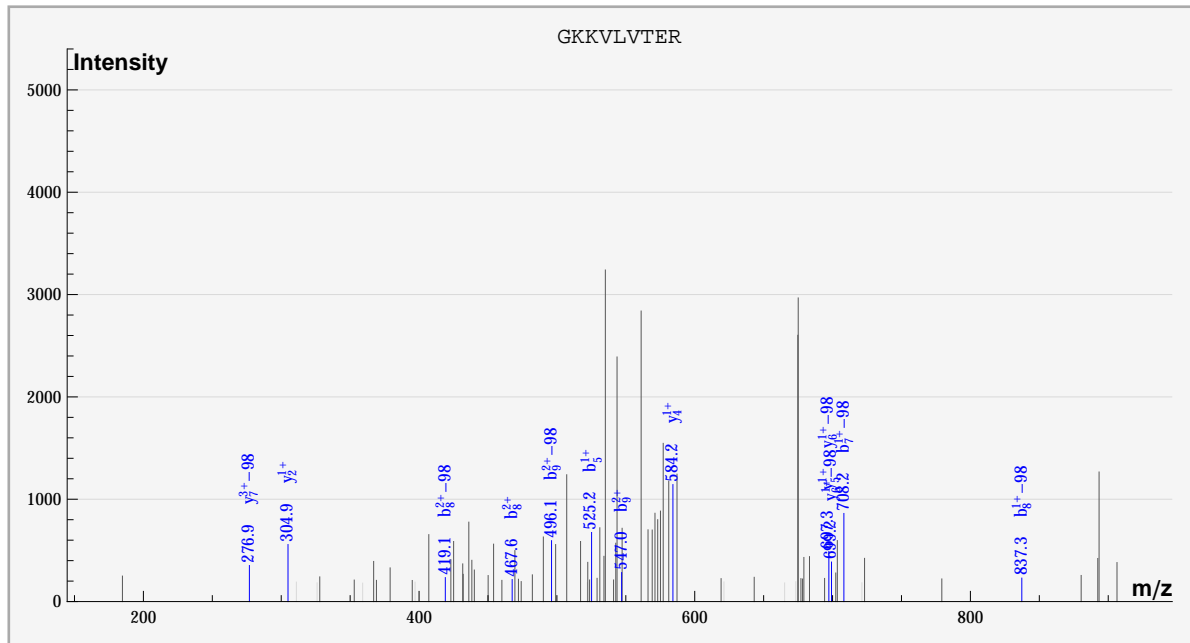
S_Acido_new%gi|68567522|gb|AAY80451.1| SDEYIYR%:PHOS:::PHOS::%sample_3%cmpd_818



	#	b	b*	#	y	y*	P	P*
S	1							✓
D	2	✓		6				
E	3			5	✓			
Y	4	✓		4	✓			
I	5	✓		3	✓			
Y	6			2				
R	7	✓		1				



dbValid true GKKVLVTER PHOS(1) 2. 555. 0.307537 5.03613 100. ? 2184.
 S_Acido_new%gi|68566825|gb|AAY79754.1| GKKVLVTER%:::PHOS:::sample_2%compd_870



	#	b	b*	#	y	y*	P	P*
G	1							
K	2			8				
K	3			7		✓		
V	4			6		✓		
L	5	✓		5	✓			
V	6			4	✓			
T	7		✓	3				
E	8	✓	✓	2	✓			
R	9	✓	✓	1				

