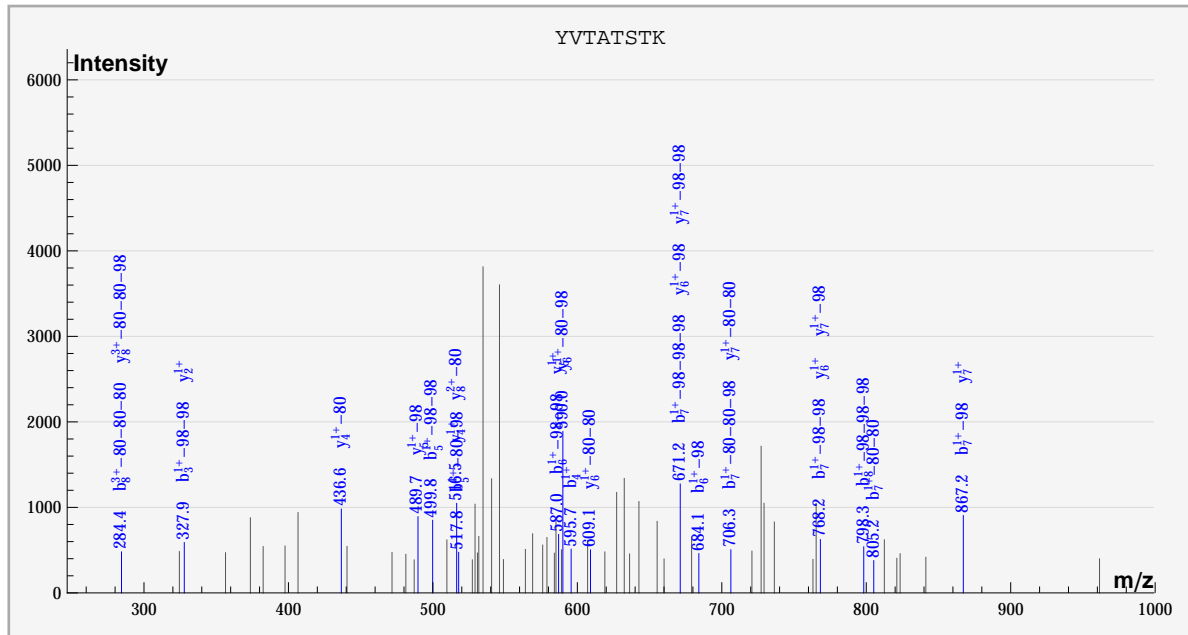


dbValid true YVTATSTK PHOS(3) 2. 555. 0.681457 5.29378 100. ? 2190.

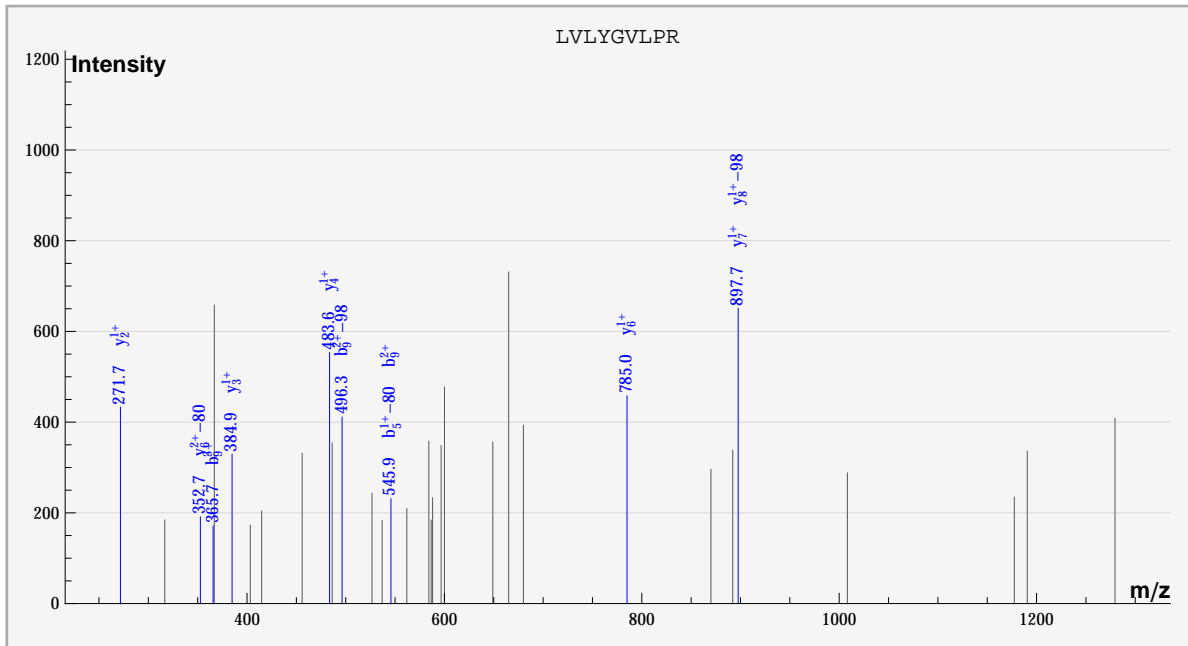
S\_Acido\_new%gi|68568190|gb|AAy81119.1| YVTATSTK%:PHOS::PHOS::%sample\_0%cmpd\_841



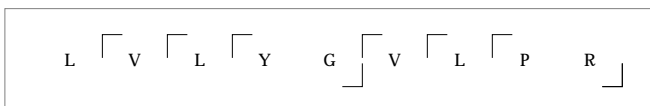
	#	b	b*	#	y	y*	P	P*
Y	1							✓
V	2			7	✓	✓		
T	3	✓		6	✓	✓		
A	4	✓		5	✓	✓		
T	5		✓	4	✓	✓		
S	6		✓	3				
T	7		✓	2	✓			
K	8		✓	1				



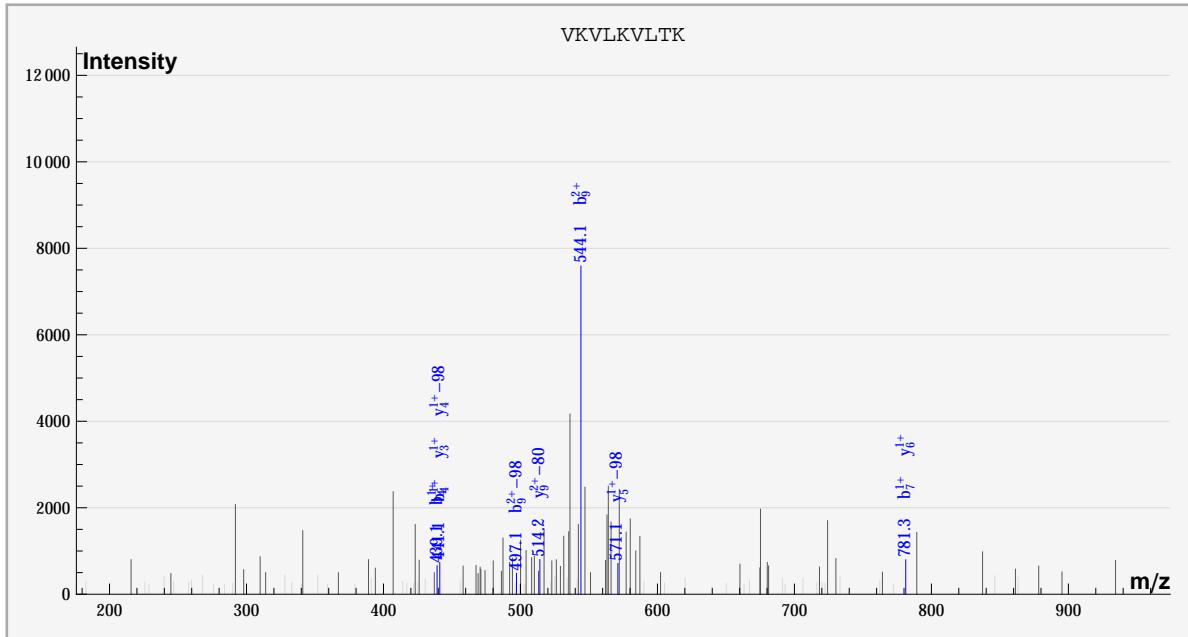
dbValid true LVLYGVLP R PHOS(1) 2. 555. 0.309547 4.93061 100. ? 4380.  
 S\_Acido\_new%gi|68567224|gb|AA80153.1| LVLYGVLP R:::PHOS:::sample\_3%compd\_2888



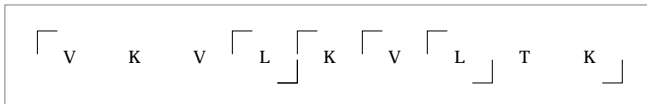
	#	b	b*	#	y	y*	P	P*
L	1							
V	2			8		✓		
L	3			7	✓			
Y	4			6	✓	✓		
G	5	✓		5				
V	6			4	✓			
L	7			3	✓			
P	8			2	✓			
R	9	✓	✓	1				



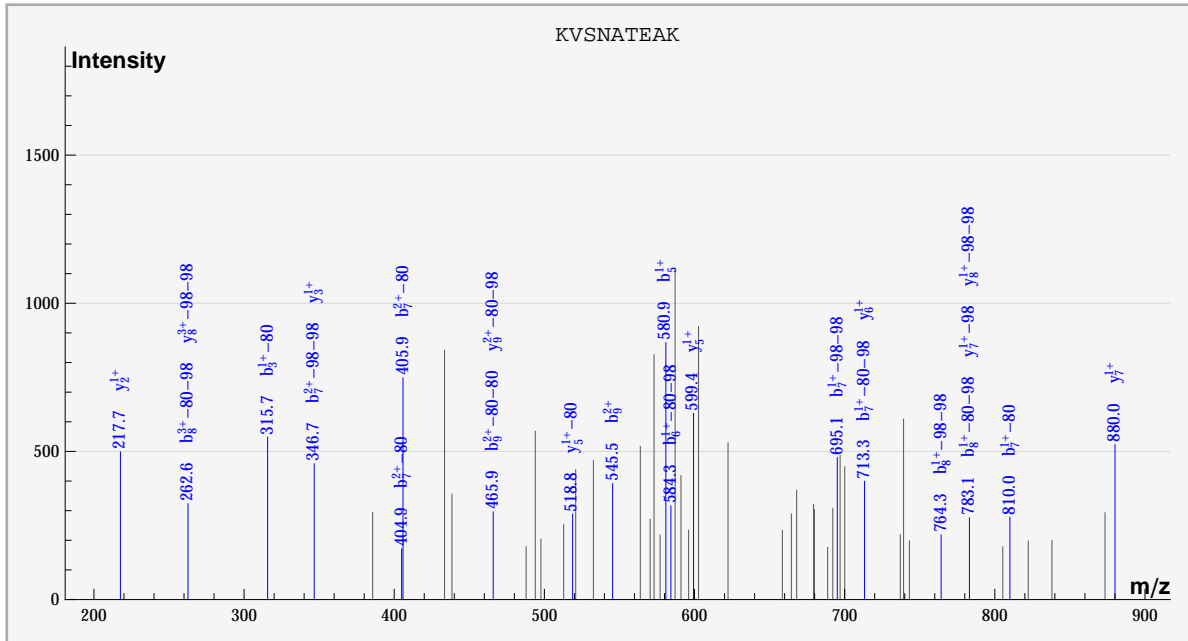
dbValid true VKVLKVLTK PHOS(1) 2. 556. -1.65133 5.12015 100. ? 1830.  
 S\_Acido\_new%gi|68567313|gb|AAY80242.1| VKVLKVLTK%:::PHOS::%sample\_2%cmpd\_546



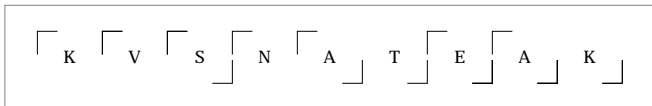
	#	b	b*	#	y	y*	P	P*
V	1							✓
K	2			8				
V	3			7				
L	4	✓		6	✓			
K	5			5		✓		
V	6			4		✓		
L	7	✓		3	✓			
T	8			2				
K	9	✓	✓	1				



dbValid true KVSNATEAK PHOS(2) 2. 556. -1.77224 5.30539 100. ? 1860.  
 S\_Acido\_new%gi|68567223|gb|AAY80152.1| KVSNATEAK%:::PHOS:::PHOS:::%sample\_3%compd\_576

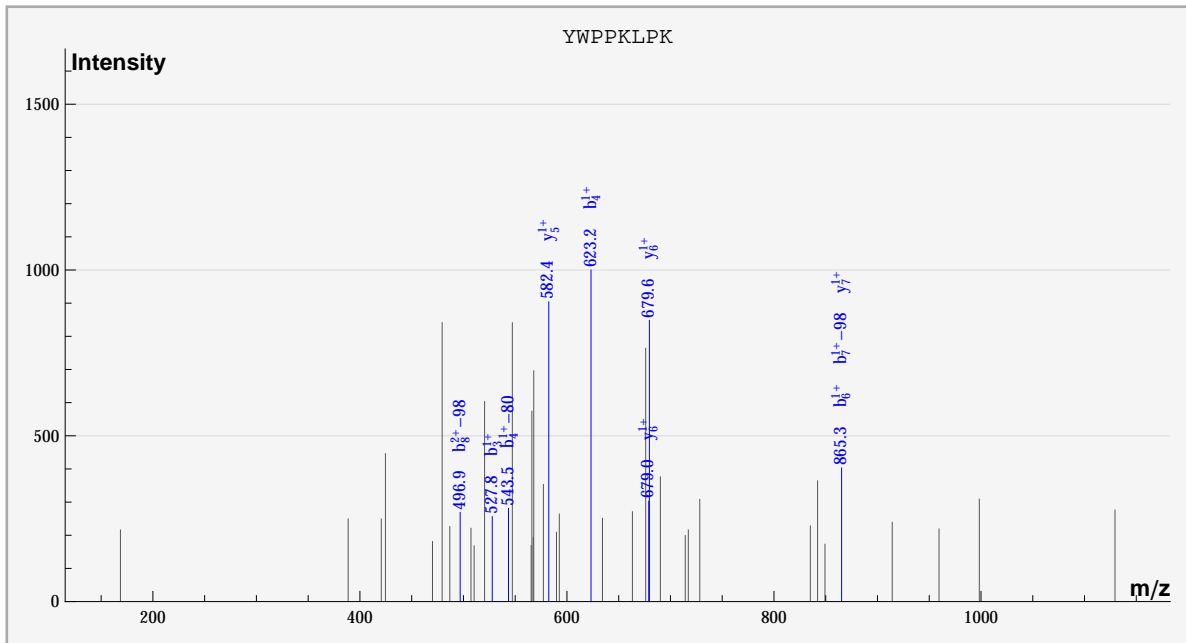


	#	b	b*	#	y	y*	P	P*
K	1							✓
V	2			8		✓		
S	3	✓		7	✓	✓		
N	4			6	✓			
A	5	✓		5	✓	✓		
T	6		✓	4				
E	7		✓	3	✓			
A	8		✓	2	✓			
K	9	✓	✓	1				

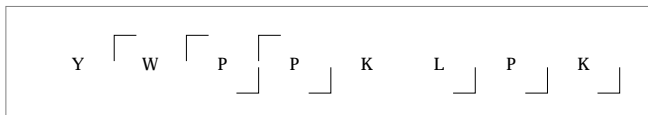


dbValid true YWPPKLPK PHOS(1) 2. 556. -1.21683 5.22147 100. ? 1878.

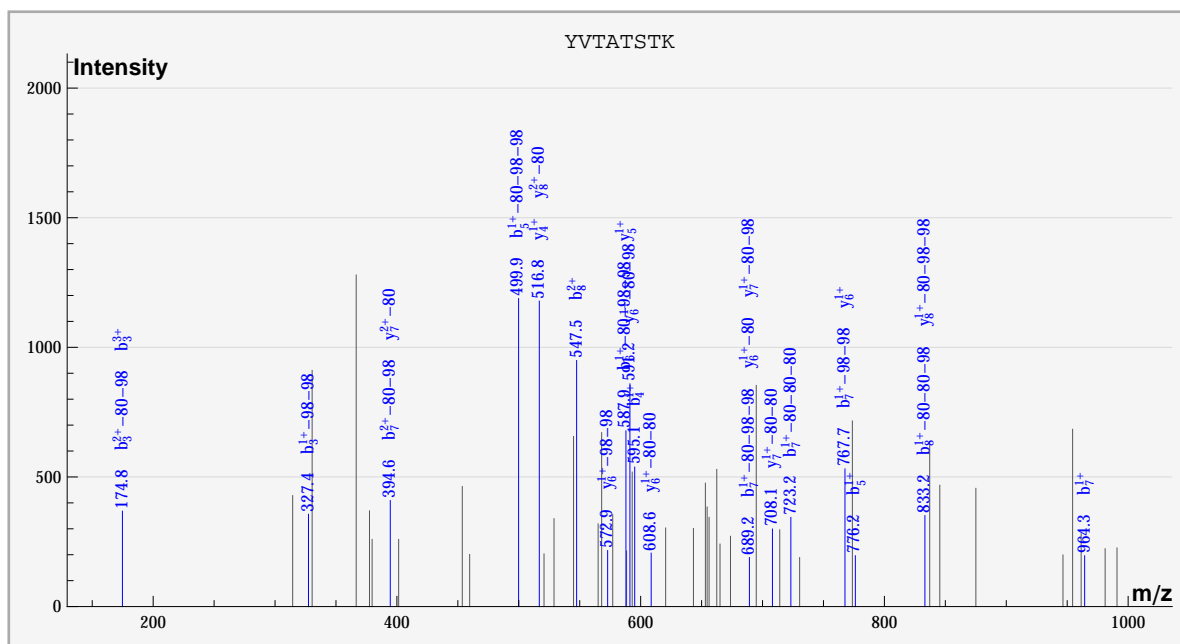
S\_Acido\_new%gi|68568512|gb|AAY81441.1| YWPPKLPK%:PHOS:.....:sample\_0%cmpd\_569



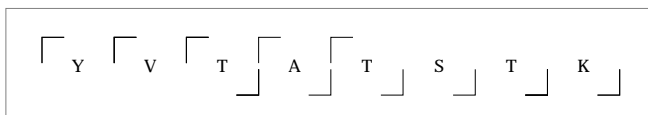
	#	b	b*	#	y	y*	P	P*
Y	1							
W	2			7	✓			
P	3	✓		6	✓			
P	4	✓	✓	5	✓			
K	5			4				
L	6	✓		3				
P	7		✓	2				
K	8		✓	1				



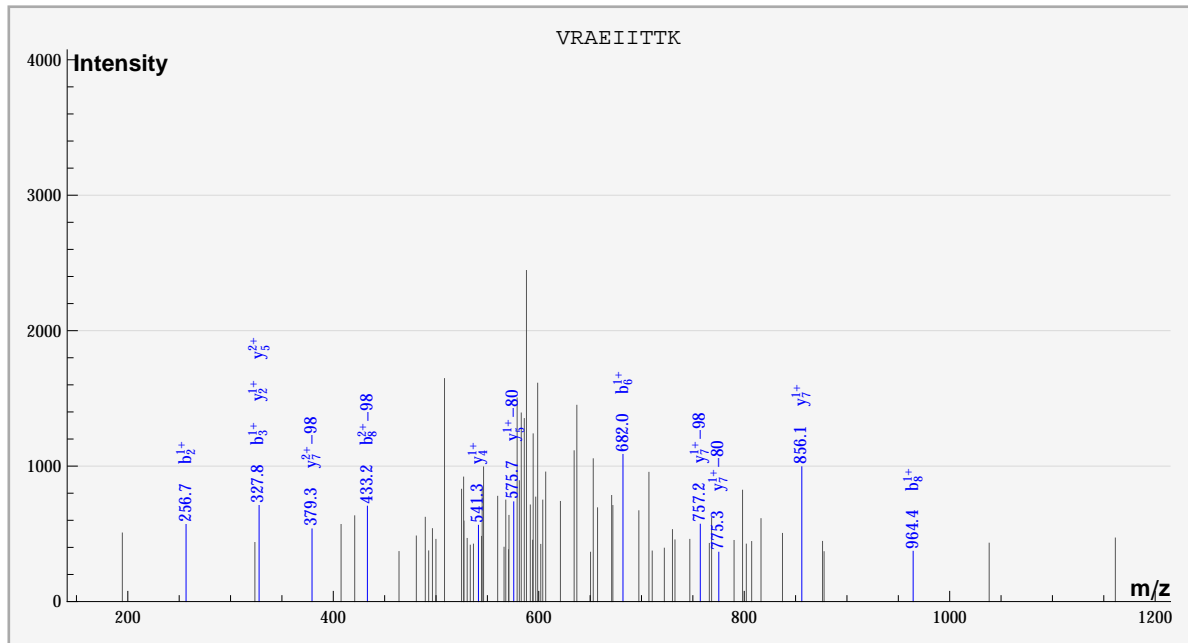
dbValid true YVTATSTK PHOS(3) 2. 556. -0.318543 5.2439 100. ? 2022.  
 S\_Acido\_new%gi|68568190|gb|AAy81119.1| YVTATSTK%:PHOS::PHOS::PHOS:::sample\_0%compd\_695



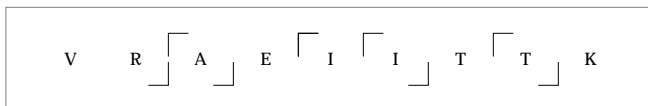
	#	b	b*	#	y	y*	P	P*
Y	1							✓
V	2			7		✓		
T	3	✓	✓	6	✓	✓		
A	4	✓		5	✓			
T	5	✓	✓	4	✓			
S	6		✓	3				
T	7	✓	✓	2				
K	8	✓	✓	1				



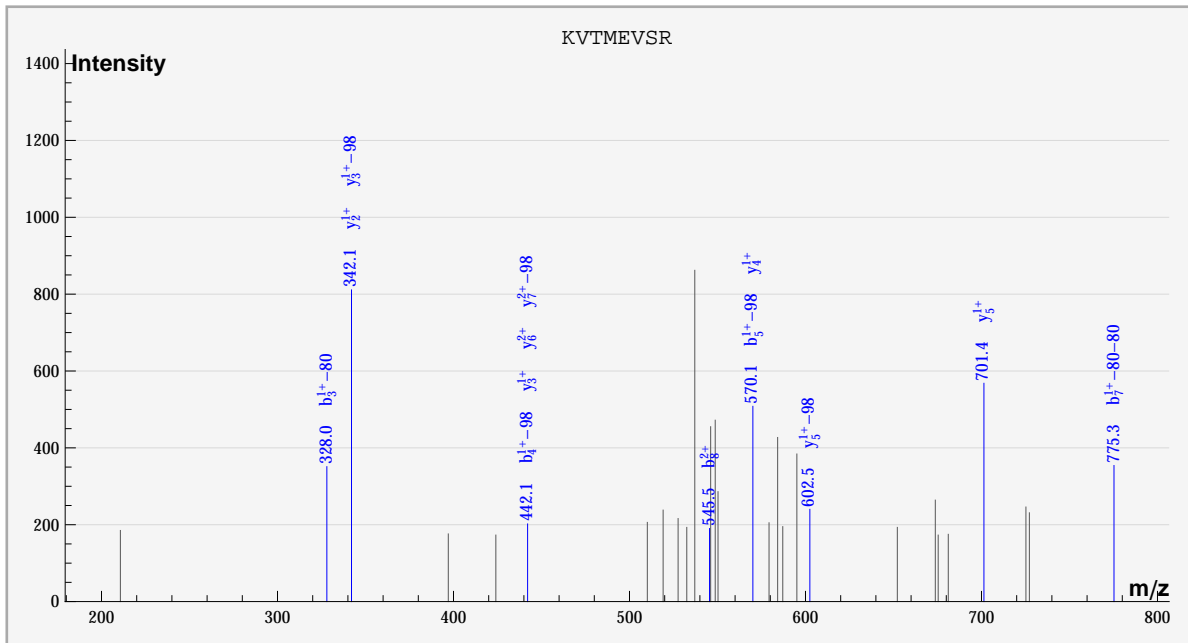
dbValid true VRAEITTK PHOS(1) 2. 556. -0.200453 5.01069 100. ? 2298.  
 S\_Acido\_new%gi|68567929|gb|AAY80858.1| VRAEITTK%:::::PHOS::%sample\_3%compd\_974



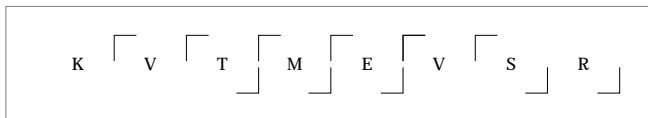
	#	b	b*	#	y	y*	P	P*
V	1							
R	2	✓		8				
A	3	✓		7	✓	✓		
E	4			6				
I	5			5	✓	✓		
I	6	✓		4	✓			
T	7			3				
T	8	✓	✓	2	✓			
K	9			1				



dbValid true KVTMEVSR PHOS(2) 2. 556. -0.773293 5.14406 100. ? 2952.  
 S\_Acido\_new%gi|68568713|gb|AAy81642.1| KVTMEVSR%:::PHOS:::PHOS::%sample\_2%cmpd\_1529

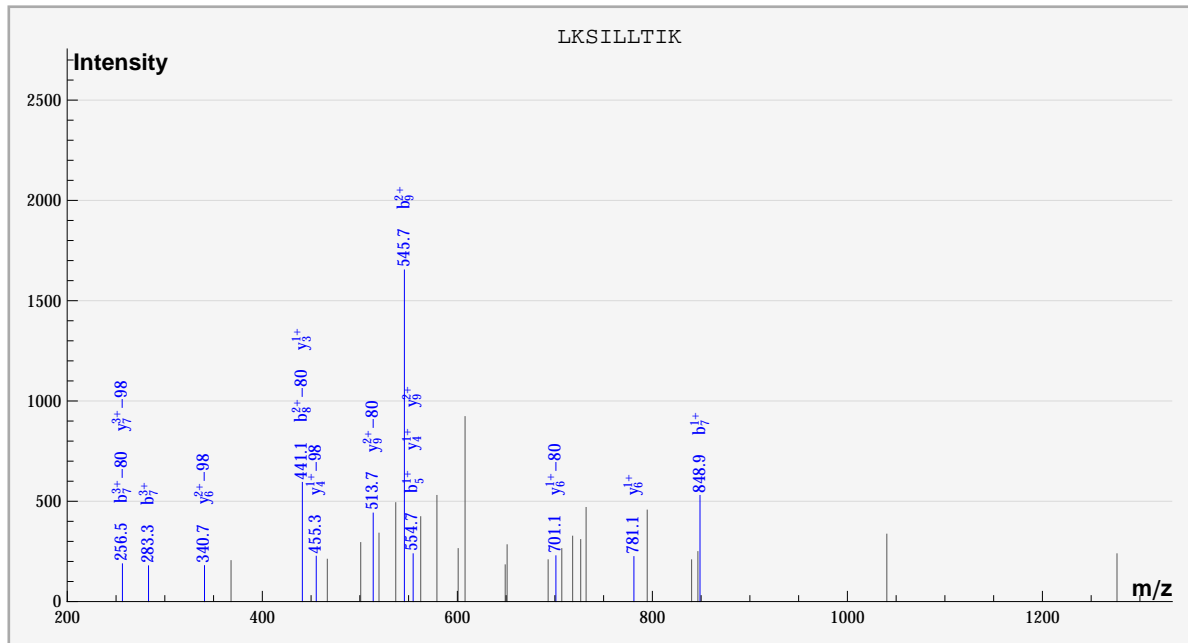


	#	b	b*	#	y	y*	P	P*
K	1							
V	2			7		✓		
T	3	✓		6	✓			
M	4	✓		5	✓	✓		
E	5	✓		4	✓			
V	6			3	✓	✓		
S	7		✓	2	✓			
R	8	✓		1				

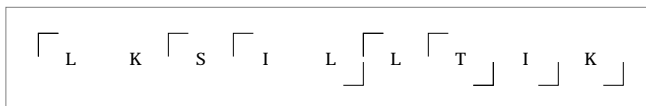




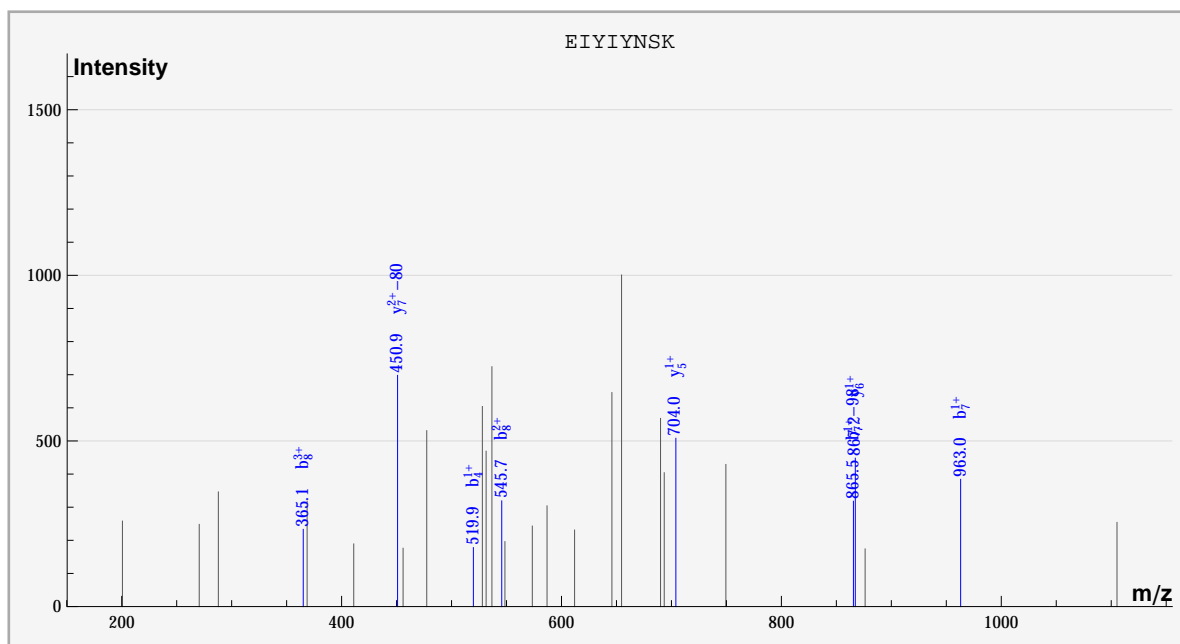
dbValid true LKSILLTIK PHOS(1) 2. 556. -1.15932 5.23984 100. ? 3996.  
 S\_Acido\_new%gi|68567749|gb|AAY80678.1| LKSILLTIK%:::PHOS:::sample\_3%cmpd\_2535



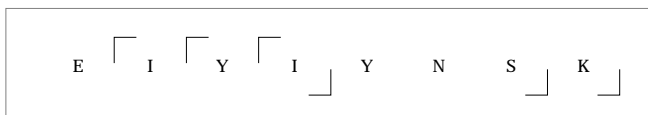
	#	b	b*	#	y	y*	P	P*
L	1						✓	✓
K	2			8				
S	3			7		✓		
I	4			6	✓	✓		
L	5	✓		5				
L	6			4	✓	✓		
T	7	✓	✓	3	✓			
I	8		✓	2				
K	9	✓		1				



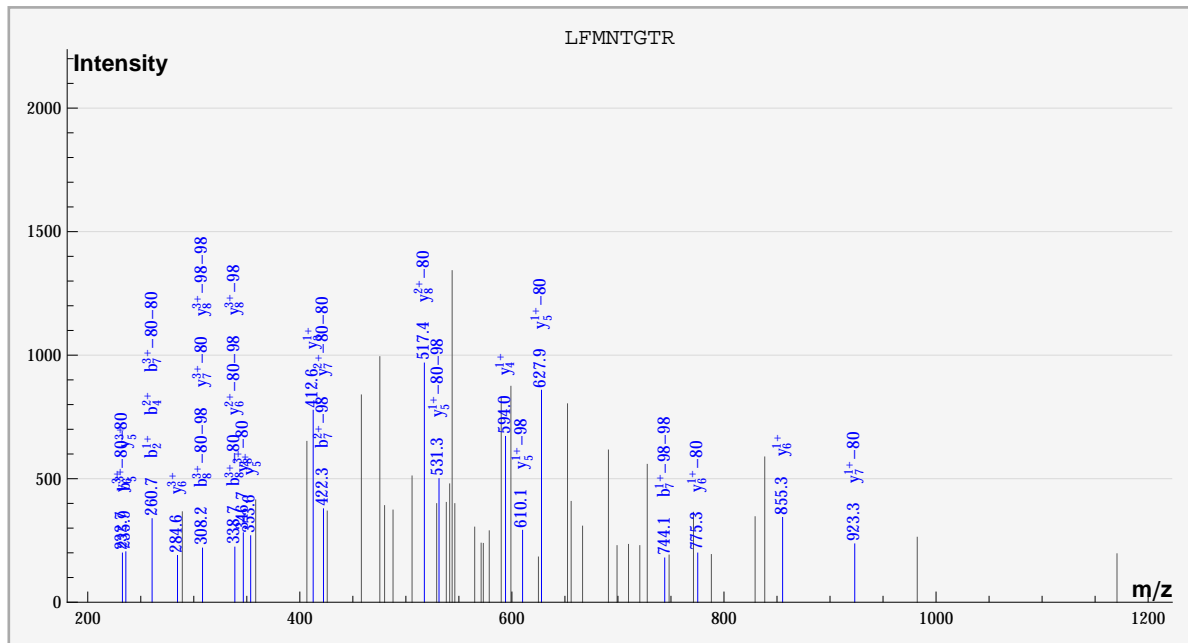
dbValid true EIIYNSK PHOS(1) 2. 556. -0.750638 4.93082 100. ? 4428.  
 S\_Acido\_new%gi|68566860|gb|AAY79789.1| EIIYNSK%::::::PHOS::%sample\_3%cmpd\_2933



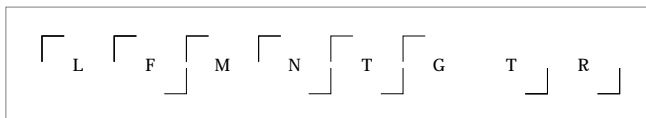
	#	b	b*	#	y	y*	P	P*
E	1							
I	2			7		✓		
Y	3			6	✓			
I	4	✓		5	✓			
Y	5			4				
N	6			3				
S	7	✓	✓	2				
K	8	✓		1				



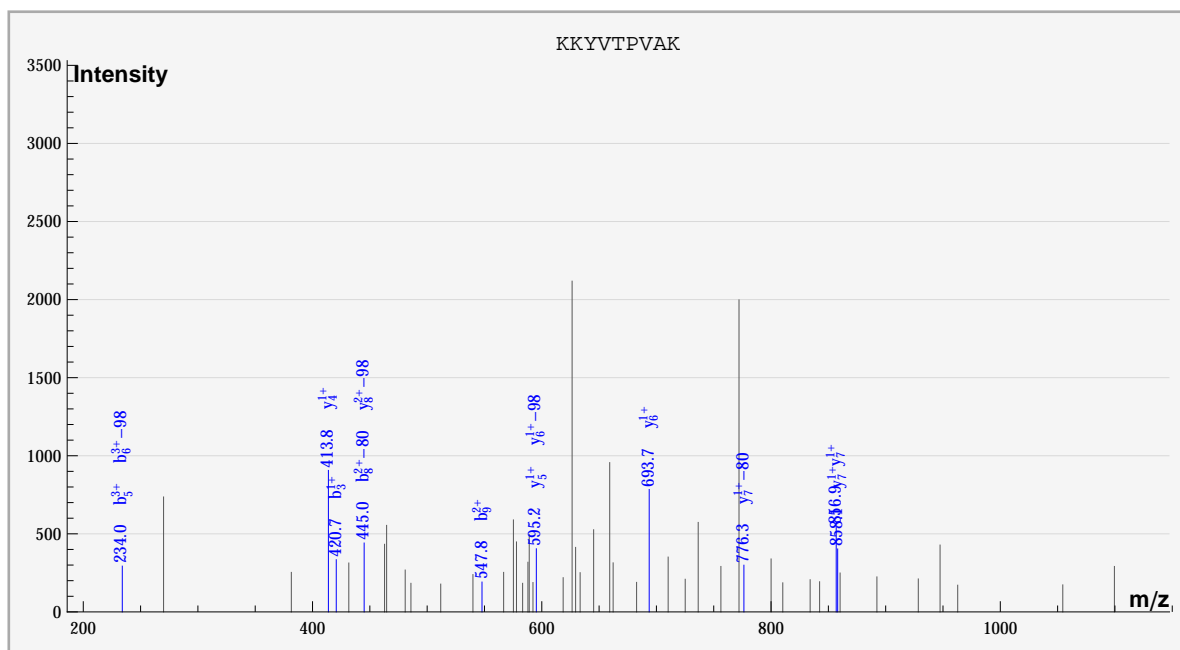
dbValid true LFMNTGTR Oxidation\_M(1),PHOS(2) 2. 557. 1.20323 5.00798 100. ? 1716.  
 S\_Acido\_new%gi68566617|gb|AA79546.1| LFMNTGTR%:::Oxidation\_M::PHOS::PHOS::%sample\_3%cmpd\_444



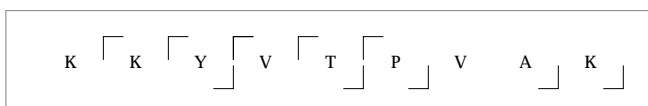
	#	b	b*	#	y	y*	P	P*
L	1							✓
F	2	✓		7		✓		
M	3			6	✓	✓		
N	4	✓		5	✓	✓		
T	5	✓		4	✓			
G	6			3	✓			
T	7		✓	2				
R	8		✓	1				



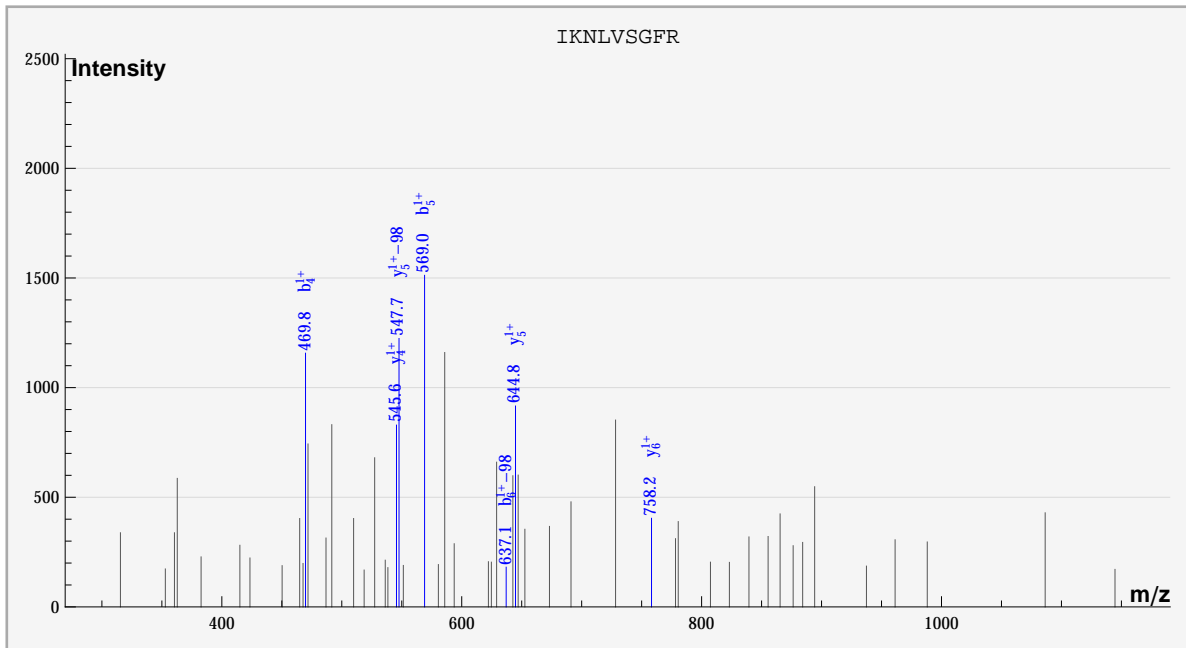
dbValid true KKYVTPVAK PHOS(1) 2. 557. 0.307007 5.2337 100. ? 1962.  
 S\_Acido\_new%gil68567546|gb|AAy80475.1| KKYVTPVAK%:::::PHOS:::::%sample\_0%cmpd\_644



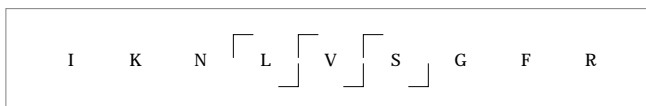
	#	b	b*	#	y	y*	P	P*
K	1							
K	2			8		✓		
Y	3	✓		7	✓	✓		
V	4			6	✓	✓		
T	5	✓		5	✓			
P	6		✓	4	✓			
V	7			3				
A	8		✓	2				
K	9	✓		1				



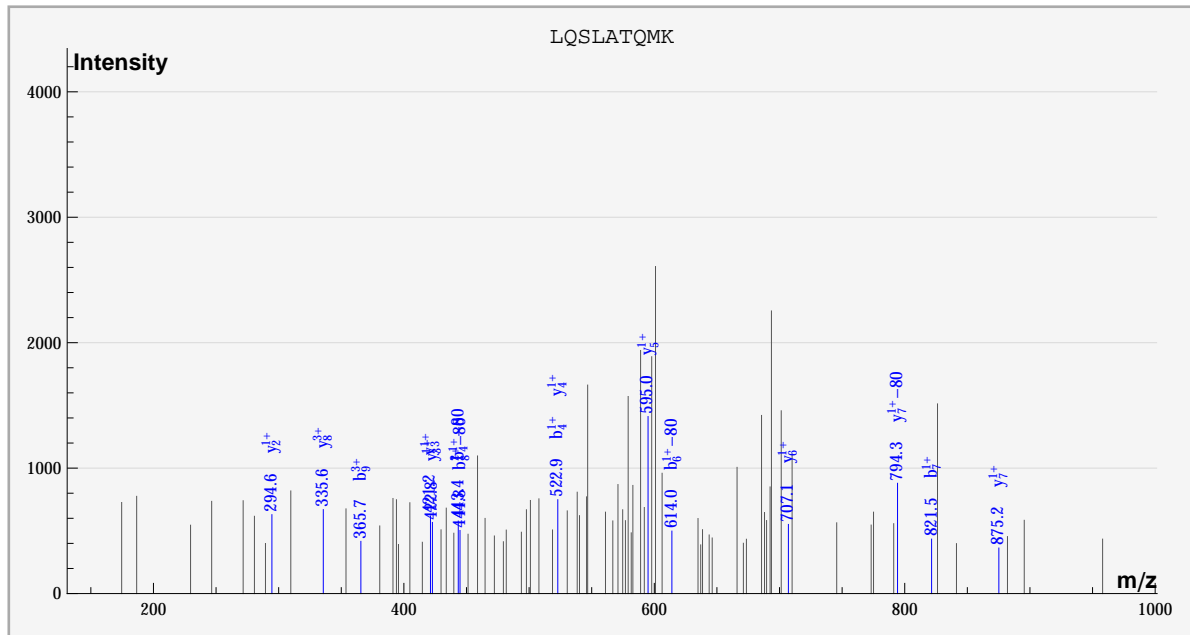
dbValid true IKNLVSGFR PHOS(1) 2. 557. 0.294432 5.07776 100. ? 2010.  
 S\_Acido\_new%gi|68567590|gb|AAY80519.1| IKNLVSGFR%:::::PHOS:::::sample\_0%compd\_686



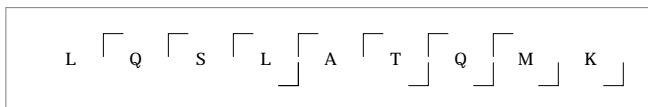
	#	b	b*	#	y	y*	P	P*
I	1							
K	2			8				
N	3			7				
L	4	✓		6	✓			
V	5	✓		5	✓	✓		
S	6		✓	4	✓			
G	7			3				
F	8			2				
R	9			1				



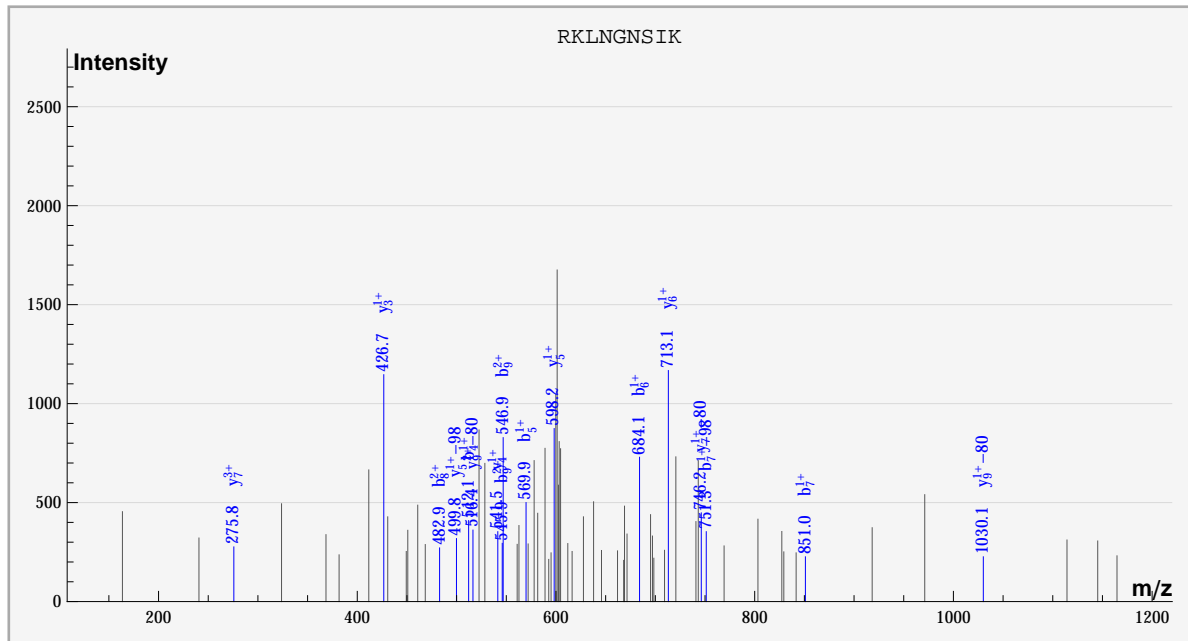
dbValid true LQSLATQMK Oxidation\_M(1),PHOS(1) 2. 557. 1.26194 5.0306 100. ? 2142.  
 S\_Acido\_new%gil68567354|gb|AAY80283.1| LQSLATQMK%:::PHOS:::Oxidation\_M:::sample\_3%cmpd\_831



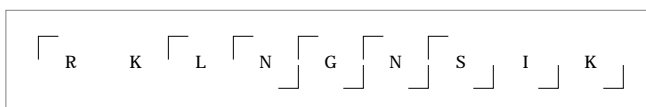
	#	b	b*	#	y	y*	P	P*
L	1							
Q	2			8	✓			
S	3			7	✓	✓		
L	4	✓	✓	6	✓			
A	5			5	✓			
T	6		✓	4	✓			
Q	7	✓		3	✓			
M	8		✓	2	✓			
K	9	✓		1				



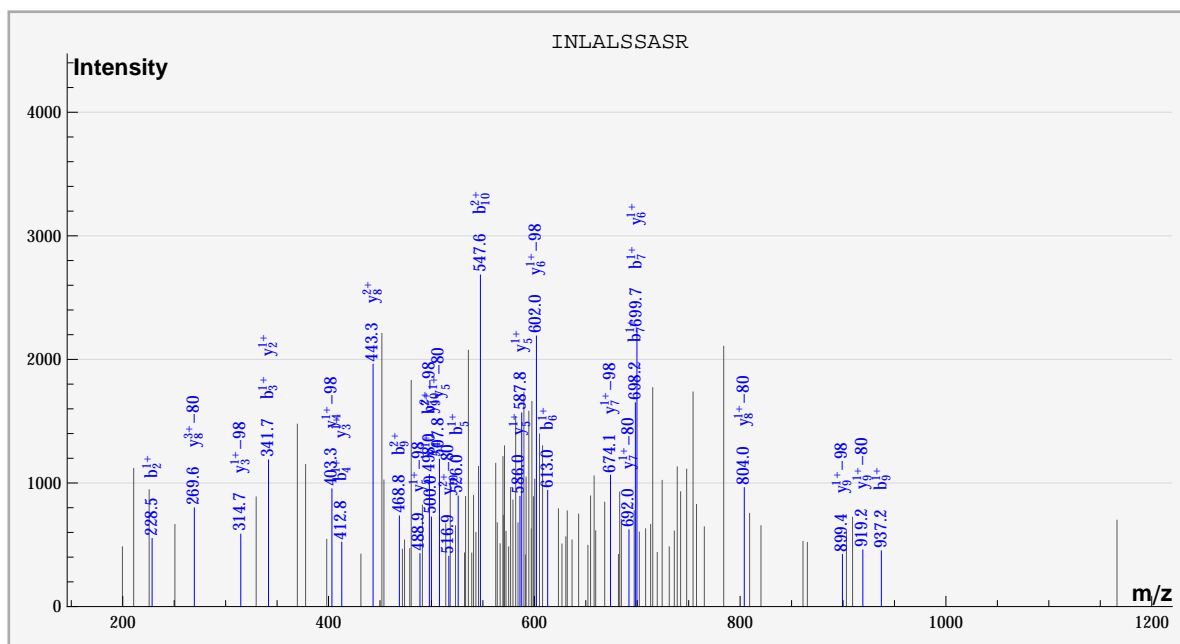
dbValid true RKLNGNSIK PHOS(1) 2. 557. -1.70503 5.76408 100. ? 2178.  
 S\_Acido\_new%gi|68568408|gb|AAY81337.1| RKLNGNSIK%:::PHOS:::sample\_3%compd\_864



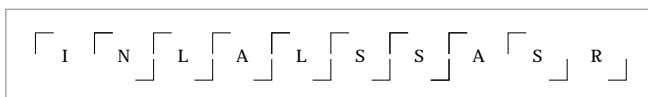
	#	b	b*	#	y	y*	P	P*
R	1							✓
K	2			8				
L	3			7	✓	✓		
N	4	✓		6	✓			
G	5	✓		5	✓	✓		
N	6	✓		4	✓			
S	7	✓	✓	3	✓			
I	8	✓		2				
K	9	✓		1				



dbValid true INLALSSASR PHOS(1) 2. 557. -0.721018 7.02837 100. ? 2394.  
 S\_Acido\_new%gi|68567626|gb|AAY80555.1| INLALSSASR%.....PHOS::%sample\_3%cmpd\_1064

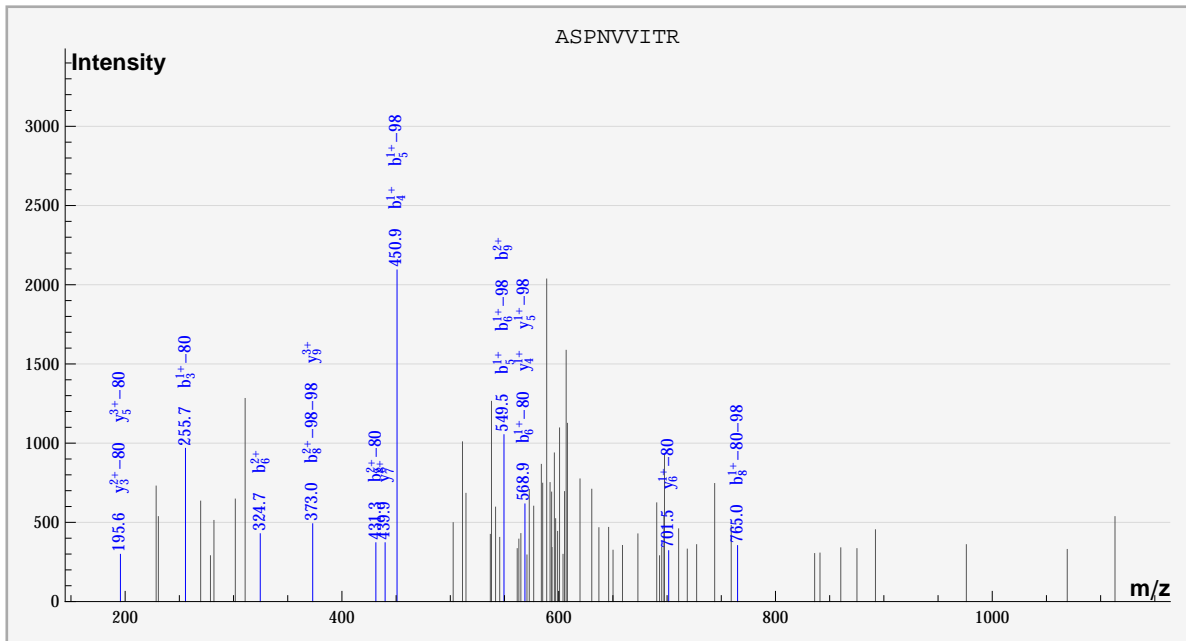


	#	b	b*	#	y	y*	P	P*
I	1							✓
N	2	✓		9	✓	✓		
L	3	✓		8	✓	✓		
A	4	✓		7	✓	✓		
L	5	✓		6	✓	✓		
S	6	✓		5	✓	✓		
S	7	✓		4	✓	✓		
A	8			3	✓	✓		
S	9	✓		2	✓			
R	10	✓	✓	1				





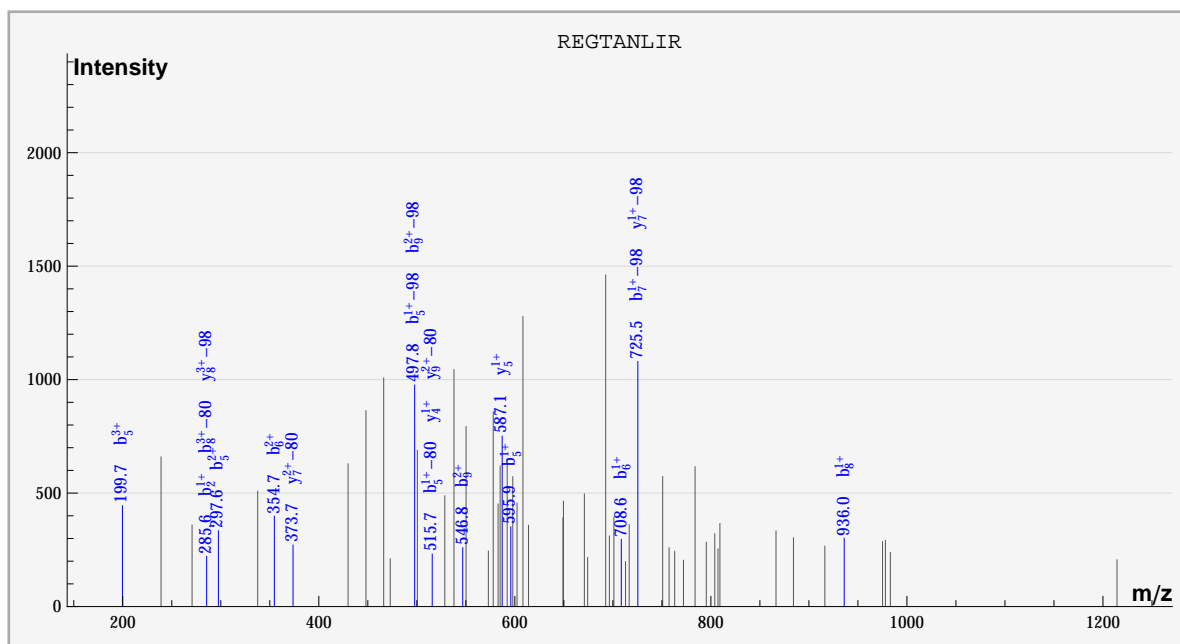
dbValid true ASPNVVITR PHOS(2) 2. 557. 1.74612 5.42876 100. ? 3114.  
 S\_Acido\_new%gi|68567850|gb|AAY80779.1| ASPNVVITR%::PHOS:::PHOS::%sample\_3%compd\_1728



	#	b	b*	#	y	y*	P	P*
A	1							✓
S	2			8				
P	3		✓	7	✓			
N	4	✓		6		✓		
V	5	✓	✓	5		✓		
V	6	✓	✓	4	✓			
I	7			3		✓		
T	8		✓	2				
R	9	✓		1				

ASPNVVITR

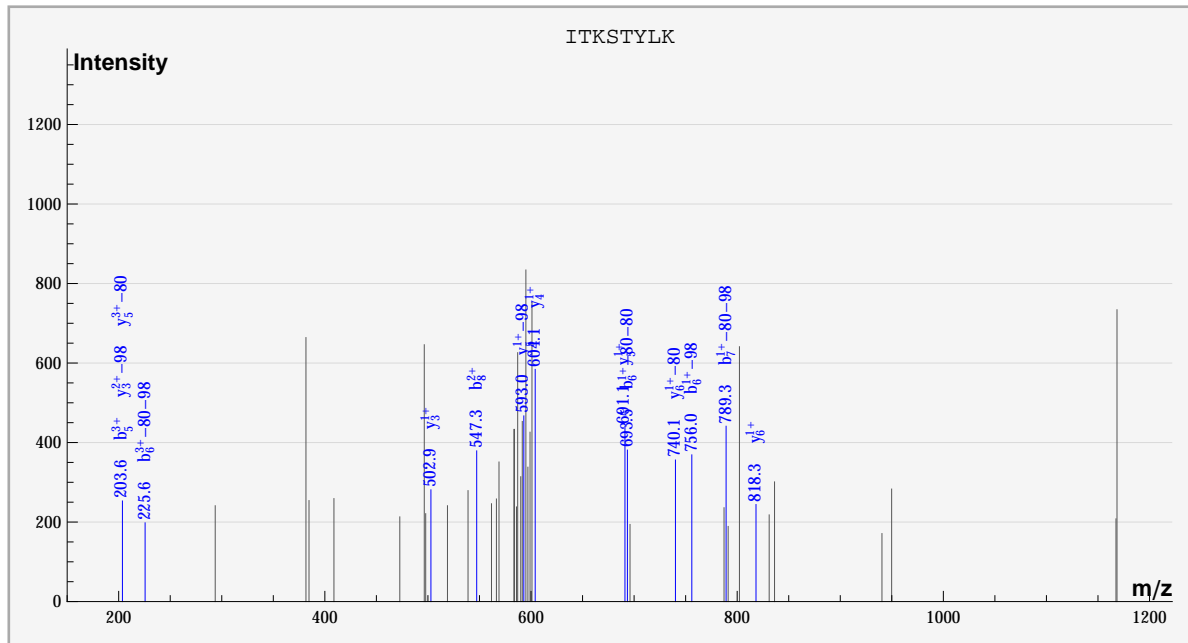
dbValid true REGTANLIR PHOS(1) 2. 557. -1.72323 5.81885 100. ? 3498.  
 S\_Acido\_new%gi|68567571|gb|AA80500.1| REGTANLIR%:::PHOS:::sample\_3%compd\_2082



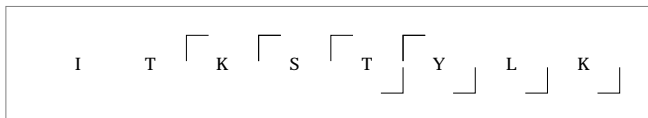
	#	b	b*	#	y	y*	P	P*
R	1							✓
E	2	✓		8		✓		
G	3			7		✓		
T	4			6				
A	5	✓	✓	5		✓		
N	6	✓		4		✓		
L	7		✓	3				
I	8	✓	✓	2				
R	9	✓	✓	1				

REGTANLIR

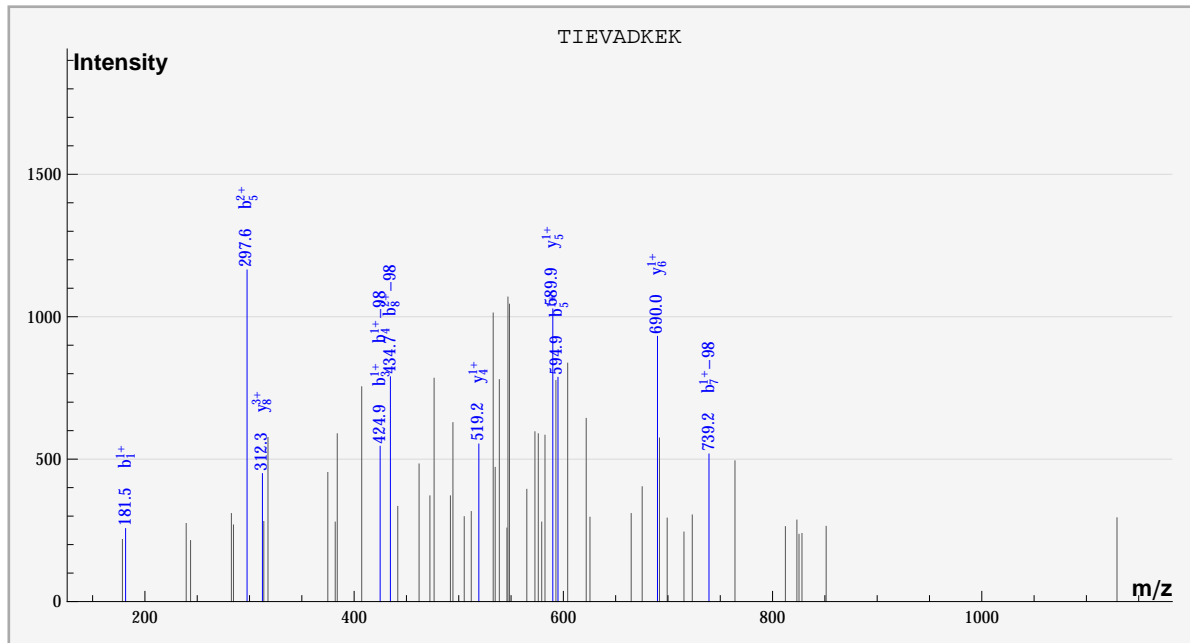
dbValid true ITKSTYLK PHOS(2) 2. 558. -0.746753 5.01698 100. ? 1836.  
 S\_Acido\_new%gi|68567638|gb|AA80567.1| ITKSTYLK::PHOS::PHOS::%sample\_3%cmpd\_556



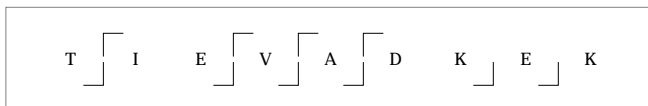
	#	b	b*	#	y	y*	P	P*
I	1							
T	2			7				
K	3			6	✓	✓		
S	4			5	✓	✓		
T	5	✓		4	✓			
Y	6		✓	3	✓	✓		
L	7		✓	2				
K	8	✓		1				



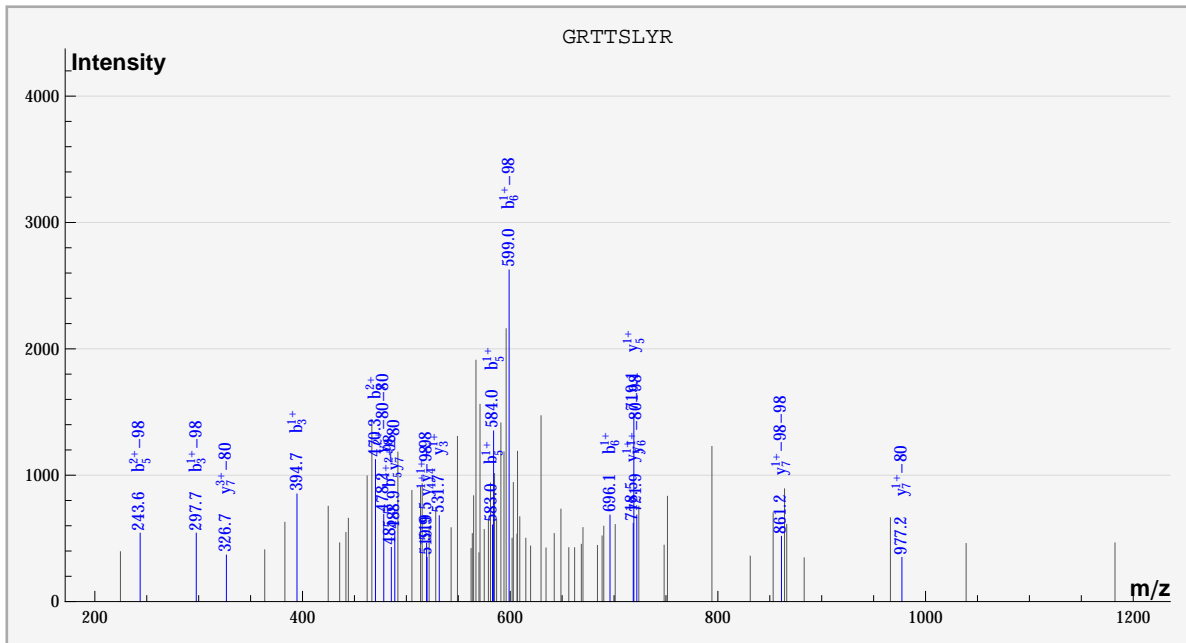
dbValid true TIEVADKEK PHOS(1) 2. 558. -1.23463 4.98017 100. ? 2034.  
 S\_Acido\_new%gi|68566502|gb|AAY79431.1| TIEVADKEK%:PHOS:::sample\_3%cmpd\_732



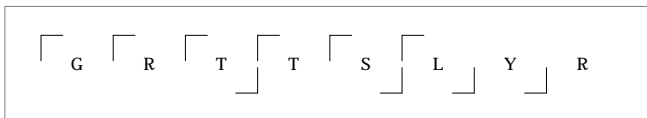
	#	b	b*	#	y	y*	P	P*
T	1	✓						
I	2			8	✓			
E	3	✓		7				
V	4		✓	6	✓			
A	5	✓		5	✓			
D	6			4	✓			
K	7		✓	3				
E	8		✓	2				
K	9			1				



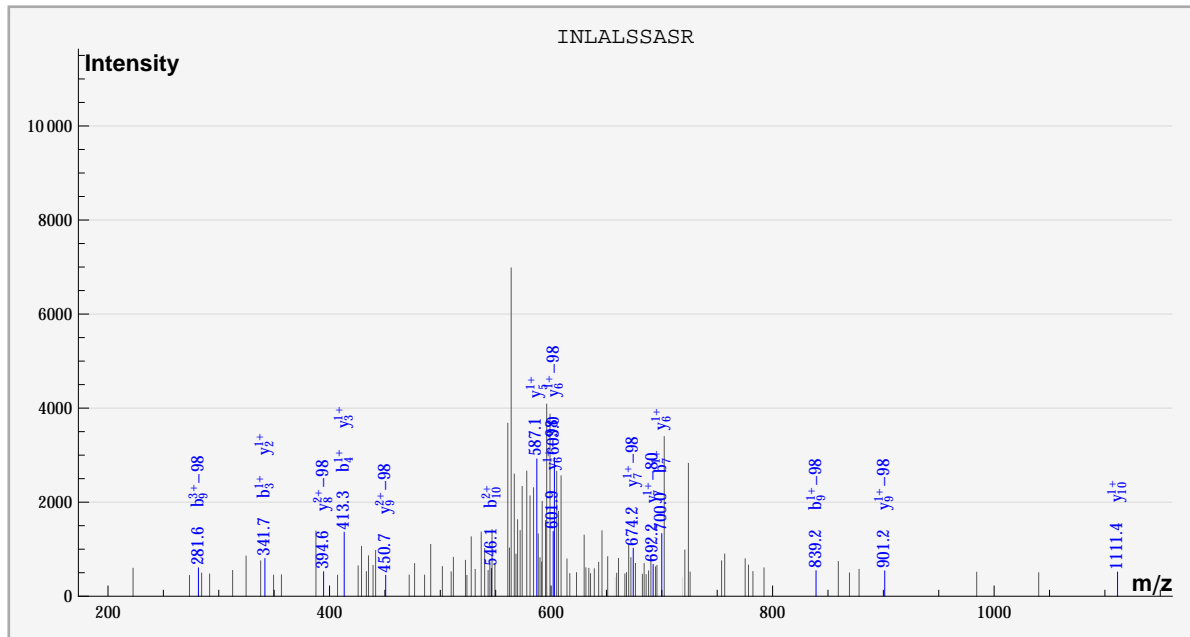
dbValid true GRITSLYR PHOS(2) 2. 558. -0.771903 5.11913 100. ? 2322.  
 S\_Acido\_new%gi|68568646|gb|AA81575.1| GRITSLYR%::PHOS::PHOS::%sample\_3%compd\_999



	#	b	b*	#	y	y*	P	P*
G	1							✓
R	2			7				✓
T	3	✓	✓	6				✓
T	4			5	✓			
S	5	✓	✓	4				✓
L	6	✓	✓	3	✓			
Y	7	✓		2				
R	8			1				



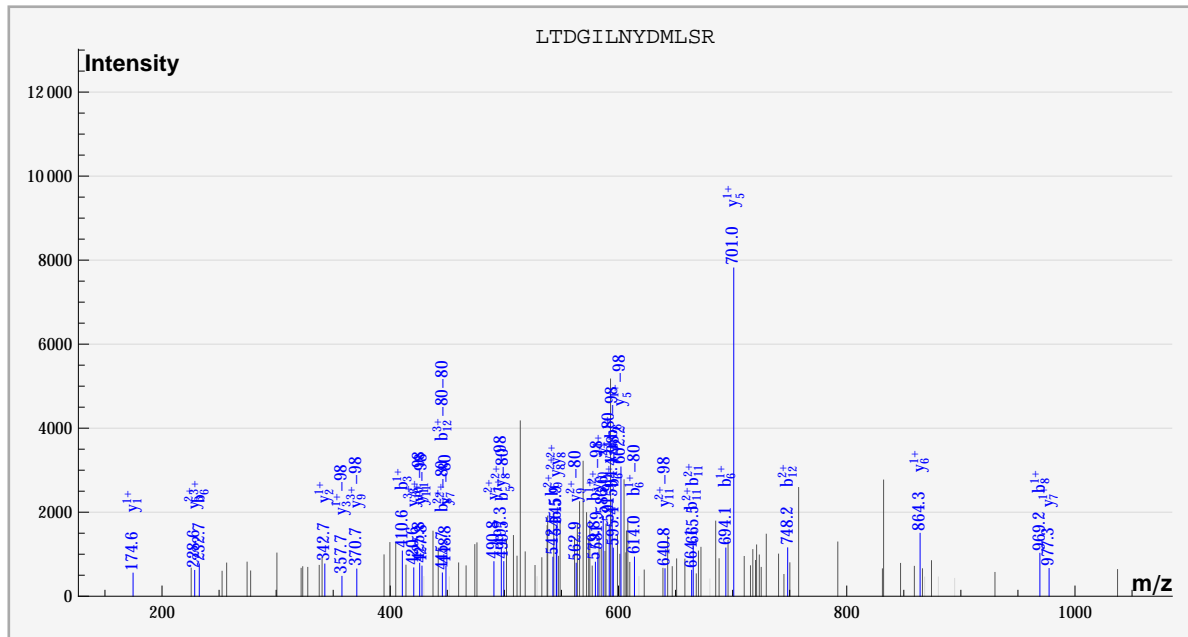
dbValid true INLALSSASR PHOS(1) 2. 558. -1.72102 5.35231 100. ? 2538.  
 S\_Acido\_new%gi|68567626|gb|AAY80555.1| INLALSSASR%.....PHOS::%sample\_3%compd\_1198



	#	b	b*	#	y	y*	P	P*
I	1							✓
N	2			9		✓		
L	3	✓		8		✓		
A	4	✓		7		✓		
L	5			6	✓	✓		
S	6			5	✓			
S	7	✓		4				
A	8			3	✓			
S	9		✓	2	✓			
R	10	✓		1				



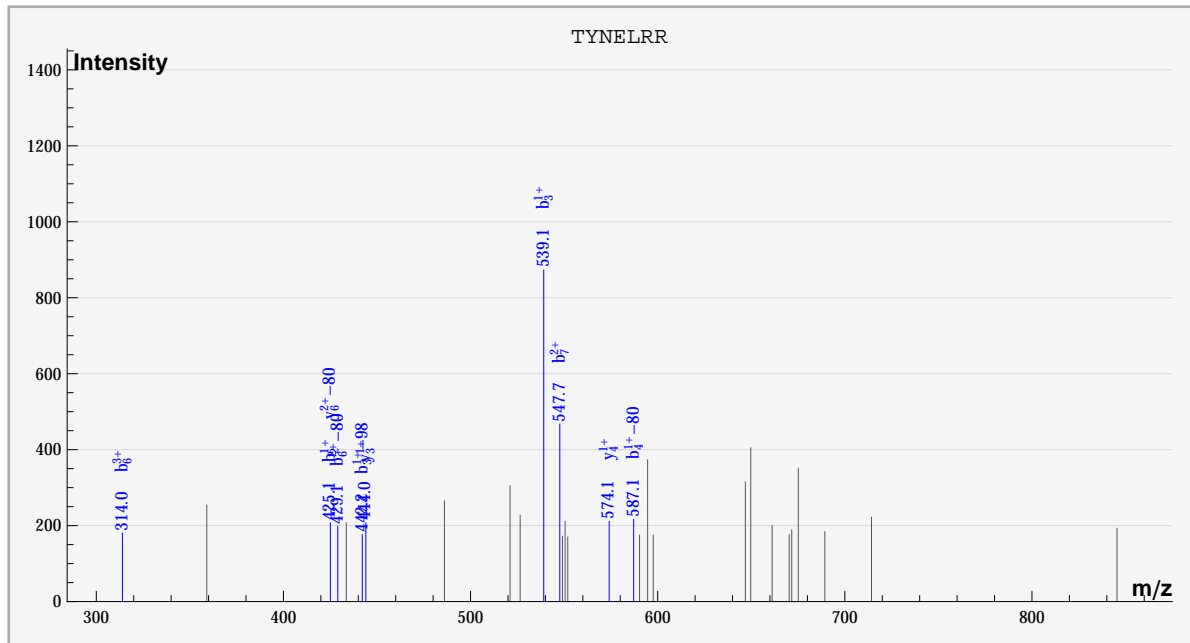
dbValid true LTDGILNYDMLSR PHOS(2) 3. 558. -0.431945 4.99065 100. ? 2790.  
 S\_Acido\_new%gi68566735|gb|AA79664.1| LTDGILNYDMLSR%::PHOS:::PHOS::%sample\_3%cmpd\_1431



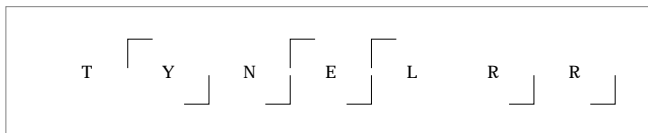
	#	b	b*	#	y	y*	P	P*
L	1							
T	2			12				
D	3	✓		11		✓		
G	4			10	✓	✓		
I	5	✓	✓	9		✓		
L	6	✓	✓	8	✓	✓		
N	7			7	✓	✓		
Y	8	✓	✓	6	✓	✓		
D	9	✓		5	✓	✓		
M	10			4	✓			
L	11	✓		3	✓	✓		
S	12	✓	✓	2	✓			
R	13			1	✓			

L T D G I L N Y D M L S R

dbValid true TYNELRR PHOS(2) 2. 558. -1.77973 5.29385 100. ? 3078.  
 S\_Acido\_new%gil68566743|gb|AA79672.1| TYNELRR%:PHOS:PHOS:::sample\_2%compd\_1629

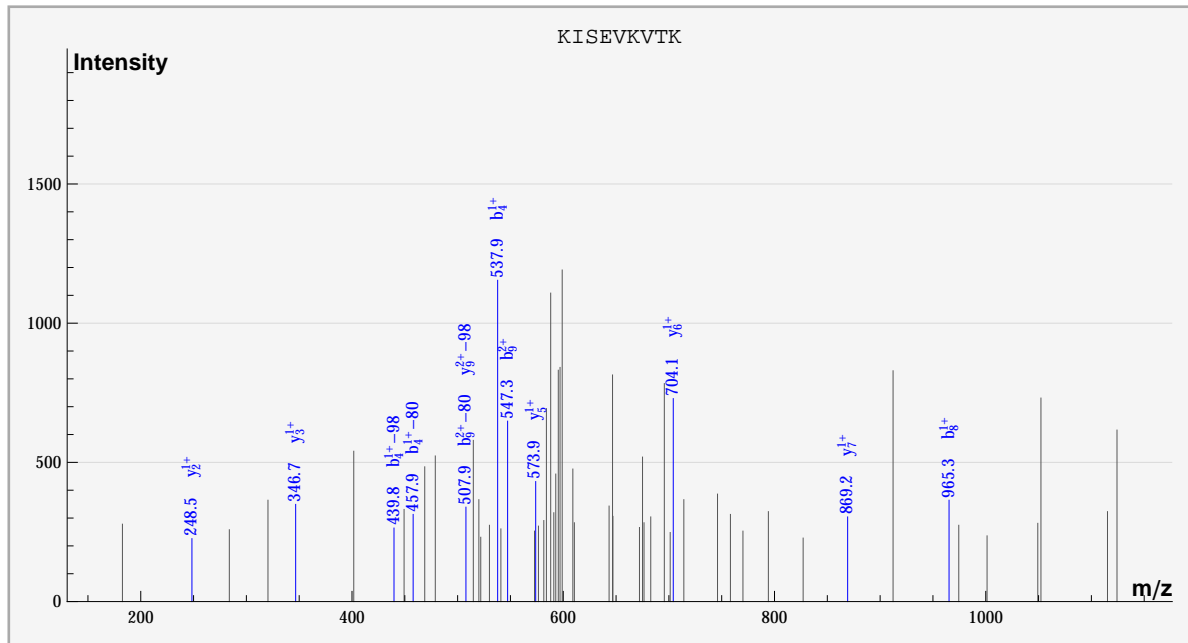


	#	b	b*	#	y	y*	P	P*
T	1							
Y	2	✓		6		✓		
N	3	✓	✓	5				
E	4		✓	4		✓		
L	5			3		✓		
R	6	✓	✓	2				
R	7	✓		1				

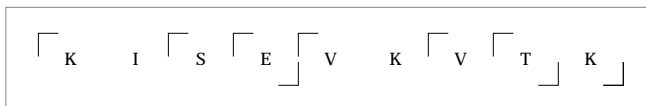




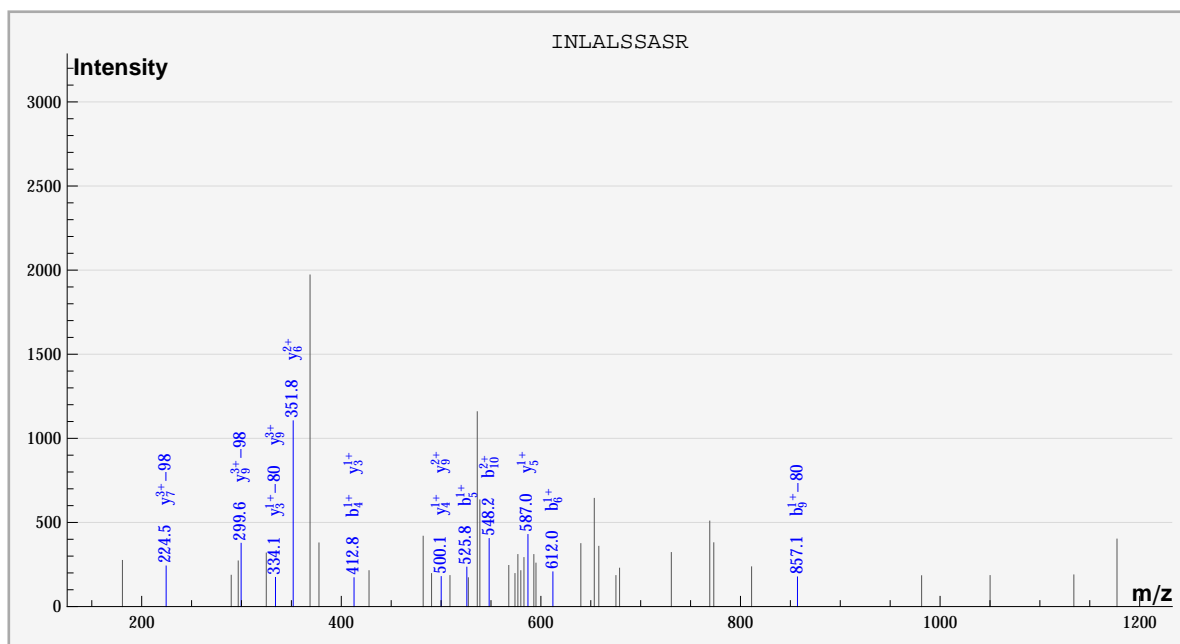
dbValid true KISEVKVTK PHOS(1) 2. 558. -1.69025 4.9826 100. ? 3414.  
 S\_Acido\_new%gi|68568341|gb|AAY81270.1| KISEVKVTK%:::PHOS:::sample\_3%cmpd\_2006



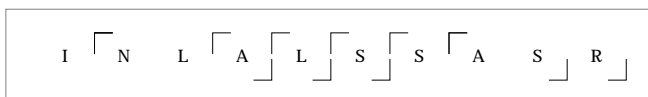
	#	b	b*	#	y	y*	P	P*
K	1							✓
I	2			8				
S	3			7		✓		
E	4	✓	✓	6		✓		
V	5			5		✓		
K	6			4				
V	7			3		✓		
T	8	✓		2		✓		
K	9	✓	✓	1				



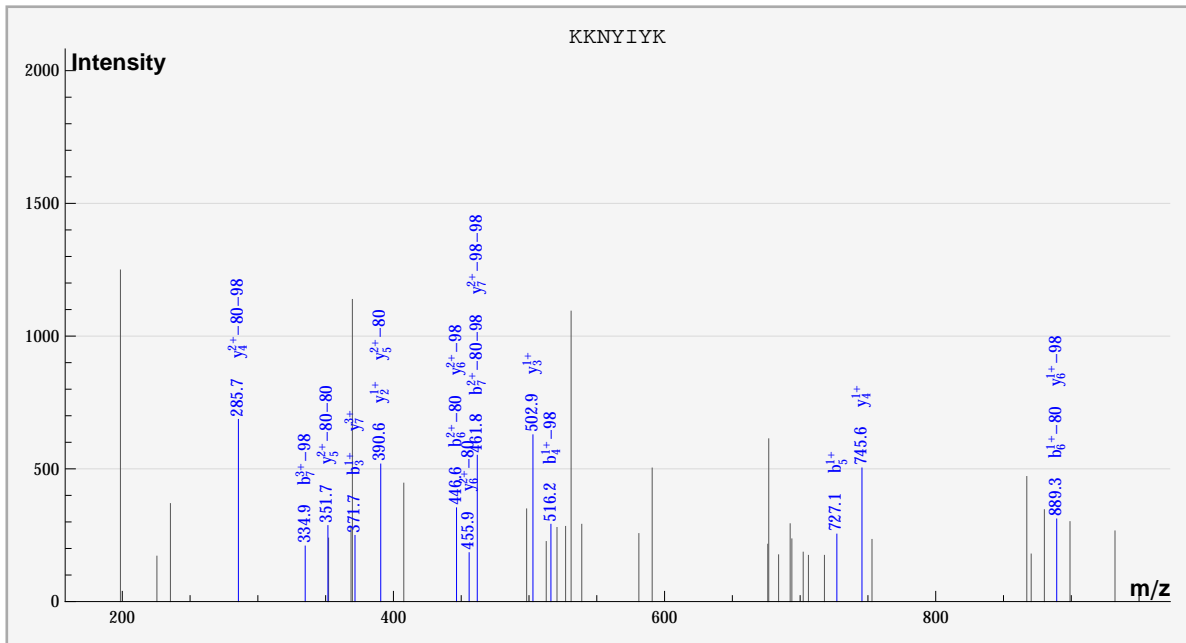
dbValid true INLALSSASR PHOS(1) 2. 558. -1.72102 5.40993 100. ? 4440.  
 S\_Acido\_new%gii68567626|gb|AAY80555.1| INLALSSASR%:::PHOS::%sample\_3%cmpd\_2946



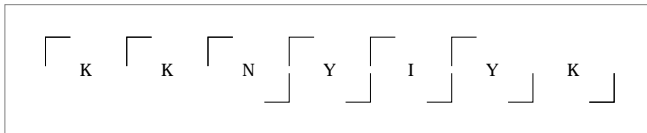
	#	b	b*	#	y	y*	P	P*
I	1							
N	2			9	✓	✓		
L	3			8				
A	4	✓		7		✓		
L	5	✓		6	✓			
S	6	✓		5	✓			
S	7			4	✓			
A	8			3	✓	✓		
S	9		✓	2				
R	10	✓		1				



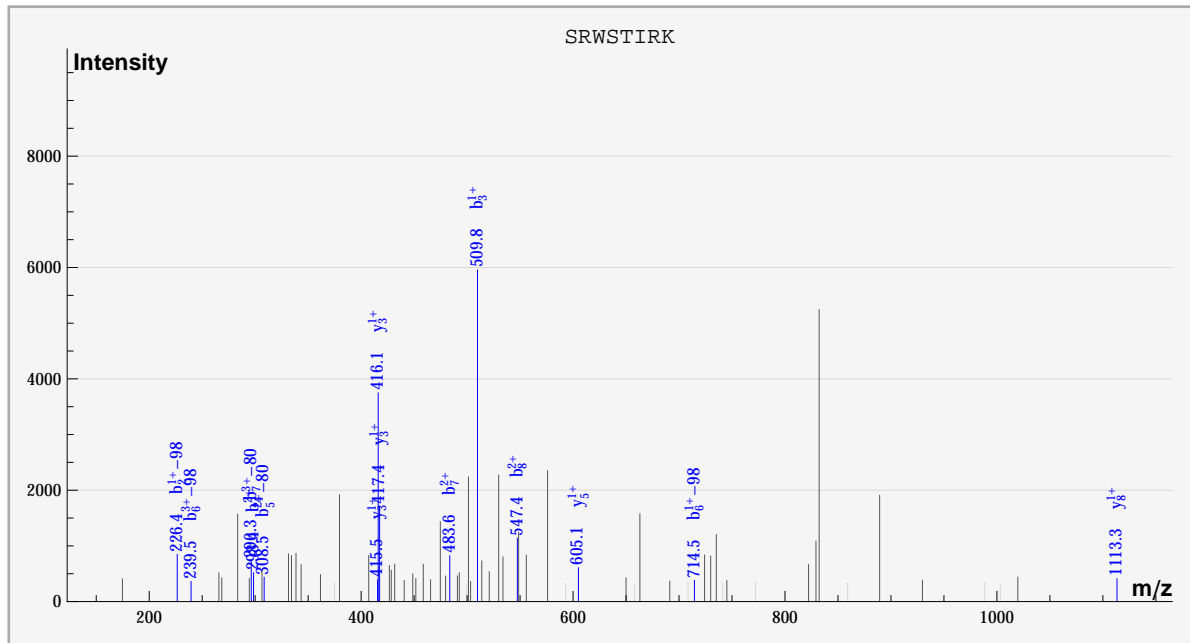
dbValid true KKNYIYK PHOS(2) 2. 558. 0.748132 5.01869 100. ? 4452.  
 S\_Acido\_new%gi|68566527|gb|AA79456.1| KKNYIYK%::::PHOS::PHOS::%sample\_3%cmpd\_2957



	#	b	b*	#	y	y*	P	P*
K	1						✓	✓
K	2			6		✓		
N	3	✓		5		✓		
Y	4		✓	4	✓	✓		
I	5	✓		3		✓		
Y	6		✓	2		✓		
K	7		✓	1				



dbValid true SRWSTIRK PHOS(1) 2. 558.38 -1.09814 5.61285 100. ? 1560.  
 S\_Acido\_new%gi|68568034|gb|AAY80963.1| SRWSTIRK%:PHOS:::sample\_1%cmpd\_281

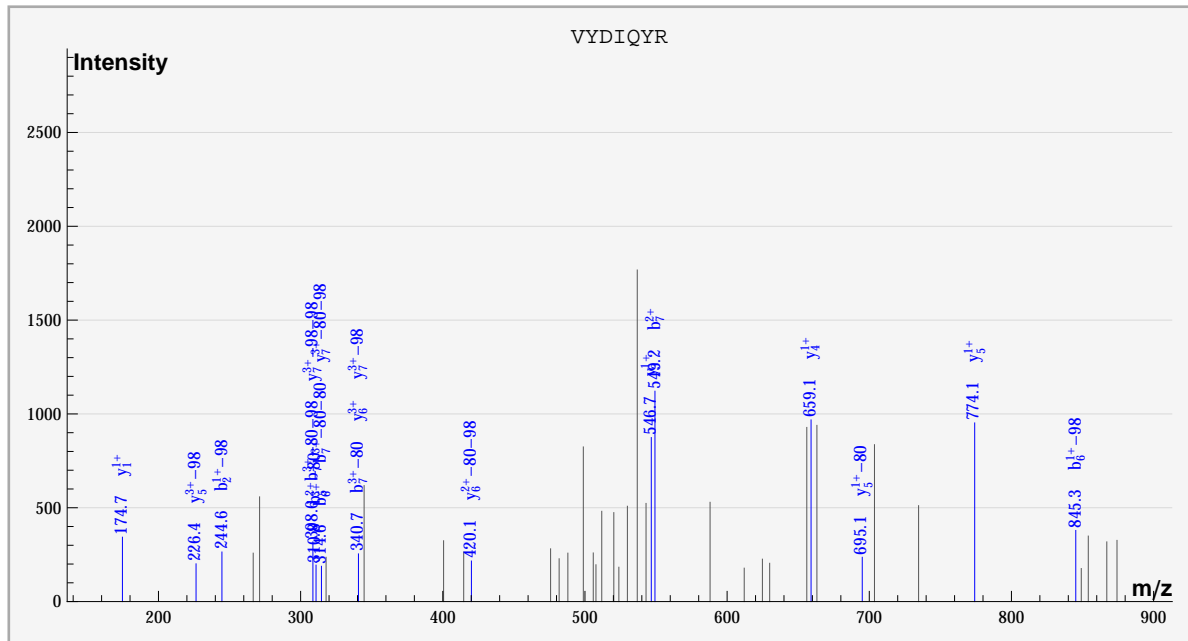


	#	b	b*	#	y	y*	P	P*
S	1							✓
R	2	✓	✓	7				
W	3	✓		6				
S	4	✓		5	✓			
T	5	✓		4				
I	6	✓		3	✓			
R	7	✓	✓	2				
K	8	✓		1				

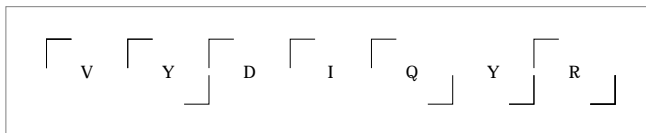


dbValid true VYDIQYR PHOS(2) 2. 559. -0.288253 5.14662 100. ? 1416.

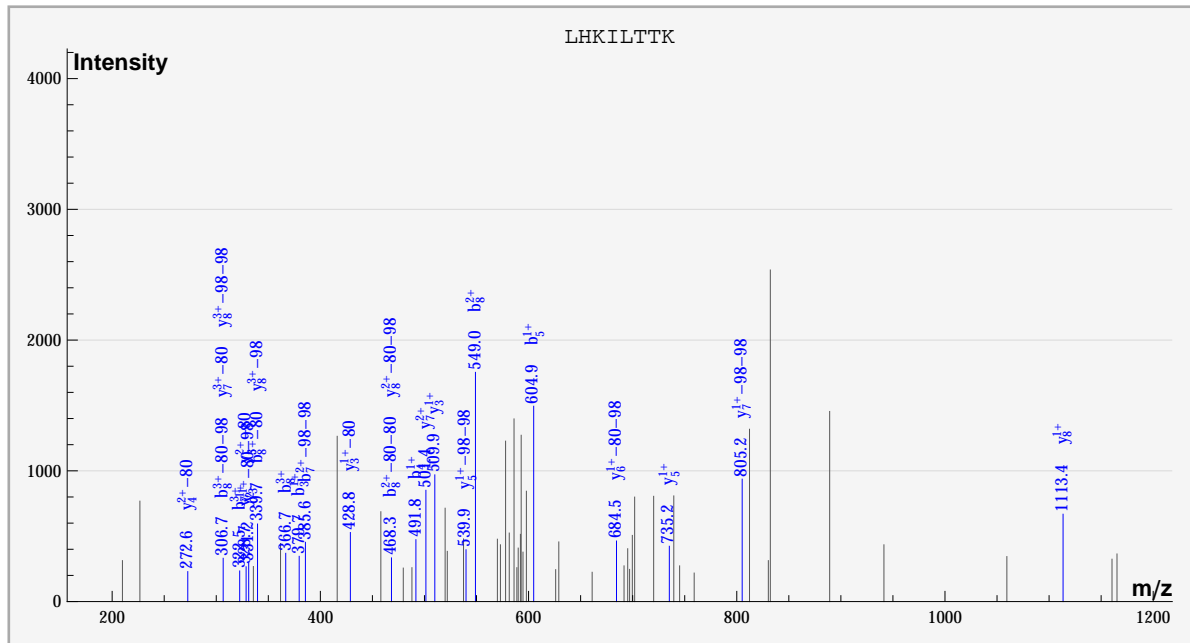
S\_Acido\_new%gi|68567831|gb|AAy80760.1| VYDIQYR%::PHOS:::PHOS:::sample\_3%cmpd\_176



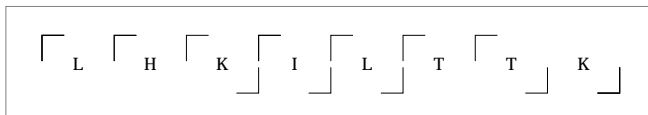
	#	b	b*	#	y	y*	P	P*
V	1							✓
Y	2	✓	✓	6	✓	✓		
D	3			5	✓	✓		
I	4			4	✓			
Q	5	✓	✓	3	✓			
Y	6	✓	✓	2				
R	7	✓	✓	1	✓			



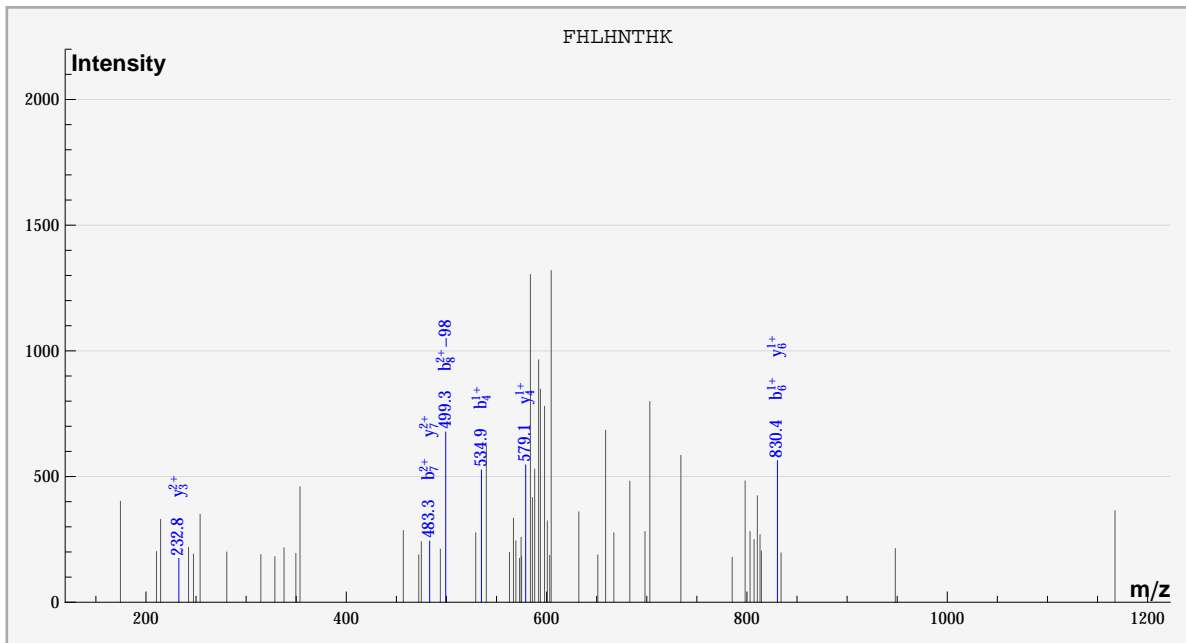
dbValid true LHKILTTK PHOS(2) 2. 559. -1.72295 5.48324 100. ? 1962.  
 S\_Acido\_new%gi|68567213|gb|AA80142.1| LHKILTTK%:::PHOS:PHOS::%sample\_3%compd\_668



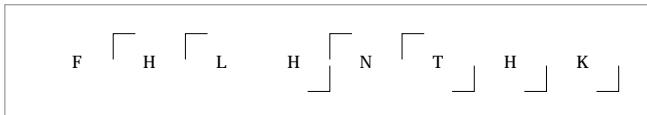
	#	b	b*	#	y	y*	P	P*
L	1						✓	✓
H	2			7	✓	✓		
K	3	✓		6		✓		
I	4	✓		5	✓	✓		
L	5	✓		4		✓		
T	6			3	✓	✓		
T	7	✓	✓	2	✓			
K	8	✓	✓	1				



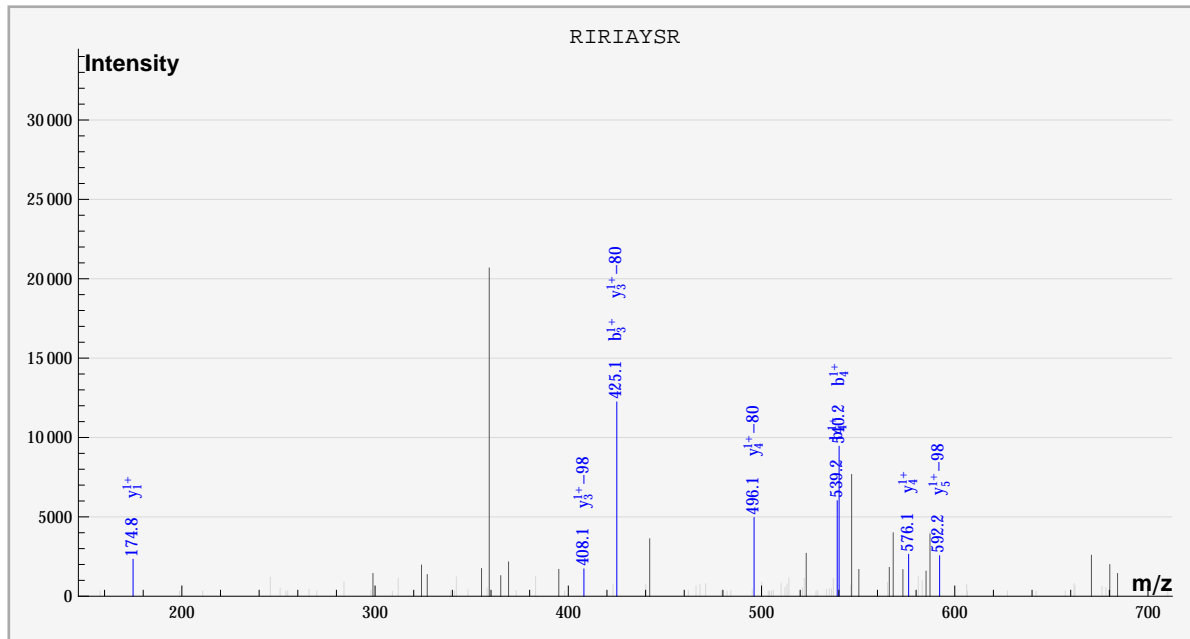
dbValid true FHLHNTHK PHOS(1) 2. 559. -1.7469 5.29533 100. ? 1986.  
 S\_Acido\_new%gi|68566808|gb|AAY79737.1| FHLHNTHK%:::::PHOS:::sample\_3%compd\_690



	#	b	b*	#	y	y*	P	P*
F	1							
H	2			7	✓			
L	3			6	✓			
H	4	✓		5				
N	5			4	✓			
T	6	✓		3	✓			
H	7	✓		2				
K	8		✓	1				



dbValid true RIRIAYSR PHOS(1) 2. 559. -1.20232 5.16488 100. ? 2112.  
 S\_Acido\_new%gi|68568529|gb|AAY81458.1| RIRIAYSR%::::::PHOS::%sample\_2%cmpd\_808

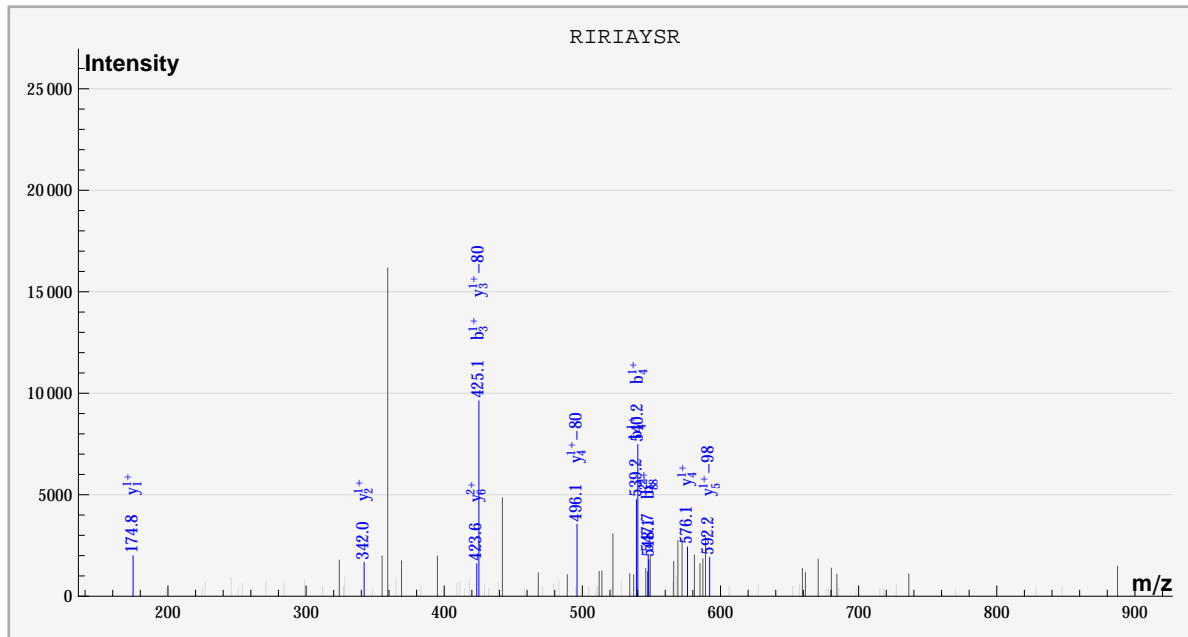


	#	b	b*	#	y	y*	P	P*
R	1							
I	2			7				
R	3	✓		6				
I	4	✓		5		✓		
A	5			4	✓	✓		
Y	6			3		✓		
S	7			2				
R	8			1		✓		





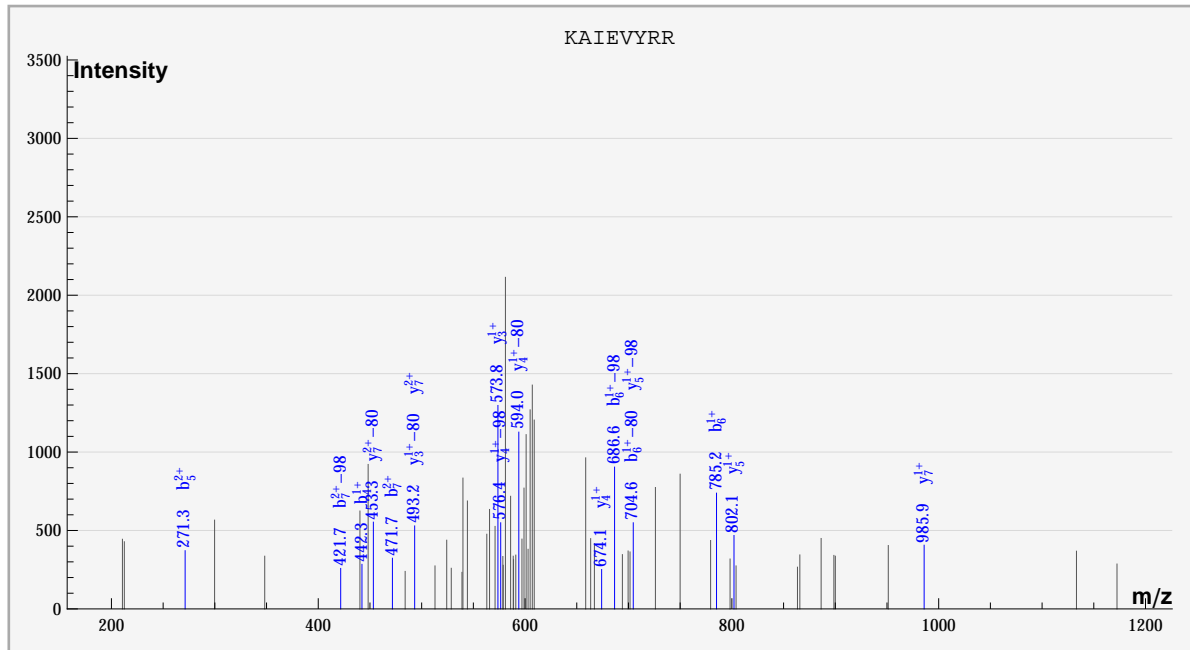
dbValid true RIRIAYSR PHOS(1) 2. 559. -1.20232 5.13836 100. ? 2160.  
 S\_Acido\_new%gi|68568529|gb|AAY81458.1| RIRIAYSR%::::::PHOS::%sample\_2%compd\_853



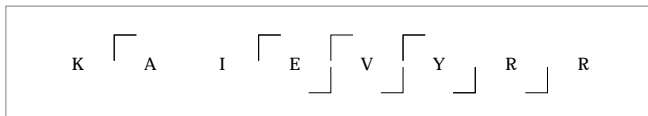
	#	b	b*	#	y	y*	P	P*
R	1							
I	2			7				
R	3	✓		6	✓			
I	4	✓		5		✓		
A	5			4	✓	✓		
Y	6			3		✓		
S	7			2	✓			
R	8	✓		1	✓			



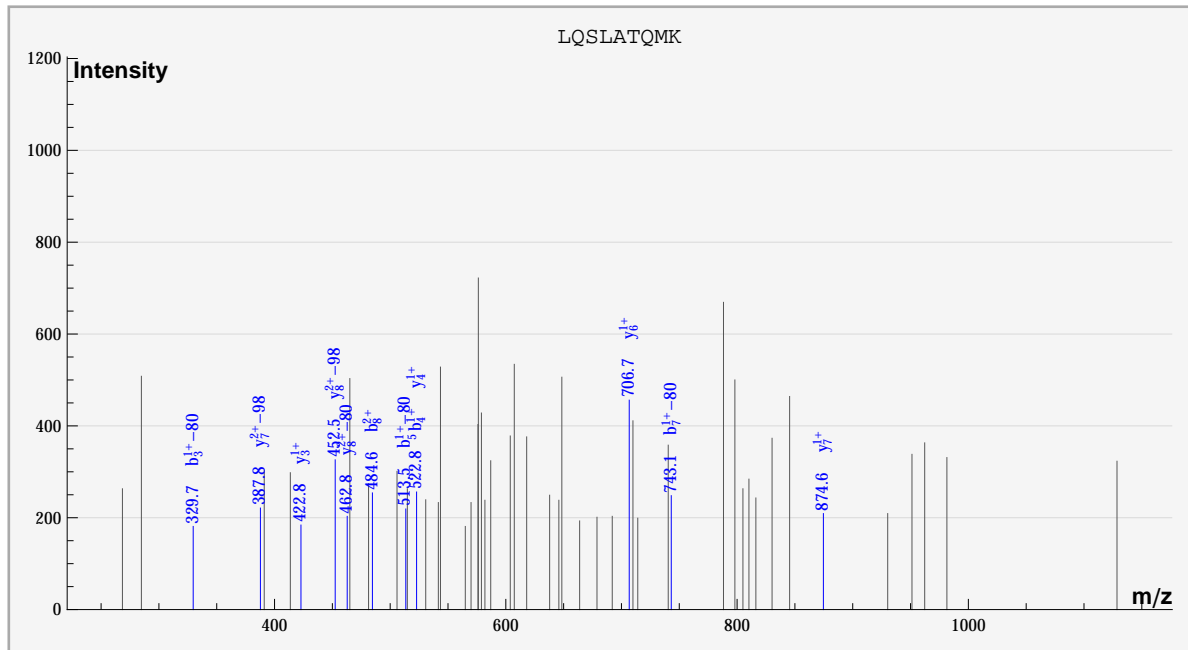
dbValid true KAIEVYRR PHOS(1) 2. 559. -1.20794 5.38898 100. ? 3198.  
 S\_Acido\_new%gi|68567016|gb|AAY79945.1| KAIEVYRR%:::::PHOS:::%sample\_3%compd\_1808



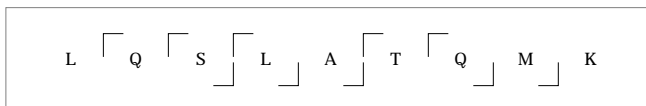
	#	b	b*	#	y	y*	P	P*
K	1							
A	2			7	✓	✓		
I	3			6				
E	4	✓		5	✓	✓		
V	5	✓		4	✓	✓		
Y	6	✓	✓	3	✓	✓		
R	7	✓	✓	2				
R	8			1				



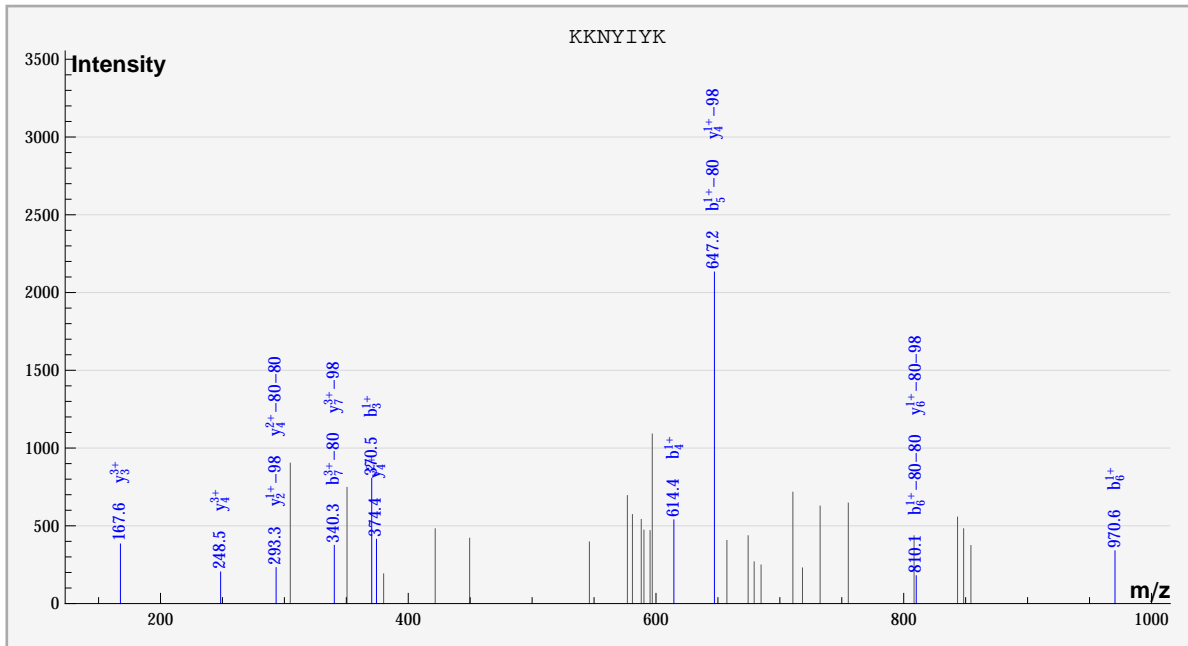
dbValid true LQSLATQMK Oxidation\_M(1),PHOS(1) 2. 559. -0.738058 5.25271 100. ? 3876.  
 S\_Acido\_new%gil68567354|gb|AAY80283.1| LQSLATQMK%:::PHOS:::Oxidation\_M:::sample\_3%cmpd\_2428



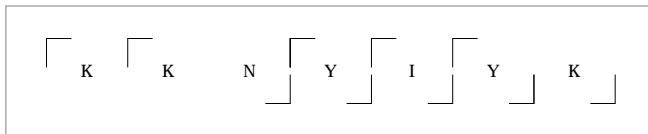
	#	b	b*	#	y	y*	P	P*
L	1							
Q	2			8		✓		
S	3		✓	7	✓	✓		
L	4	✓		6	✓			
A	5		✓	5				
T	6			4	✓			
Q	7		✓	3	✓			
M	8	✓		2				
K	9			1				



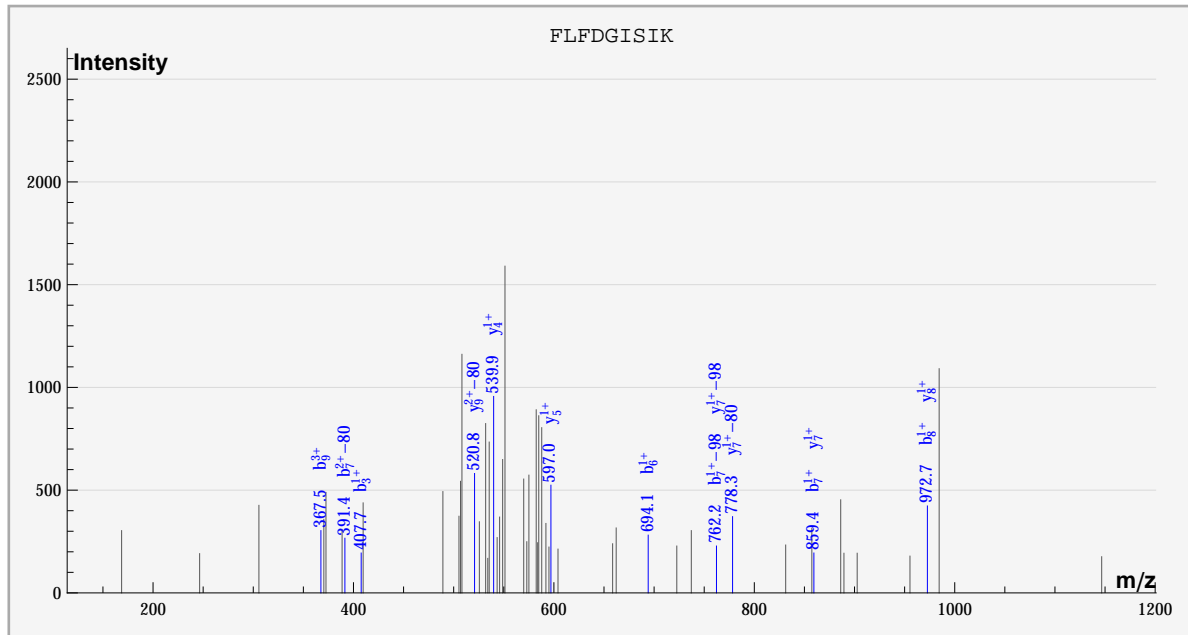
dbValid true KKNYIYK PHOS(2) 2. 560. -1.25187 4.97496 100. ? 2124.  
 S\_Acido\_new%gil68566527|gb|AAY79456.1| KKNYIYK%:::PHOS::PHOS::%sample\_1%compd\_764



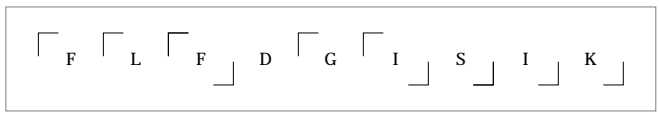
	#	b	b*	#	y	y*	P	P*
K	1							✓
K	2			6		✓		
N	3	✓		5				
Y	4	✓		4	✓	✓		
I	5		✓	3	✓			
Y	6	✓	✓	2		✓		
K	7		✓	1				



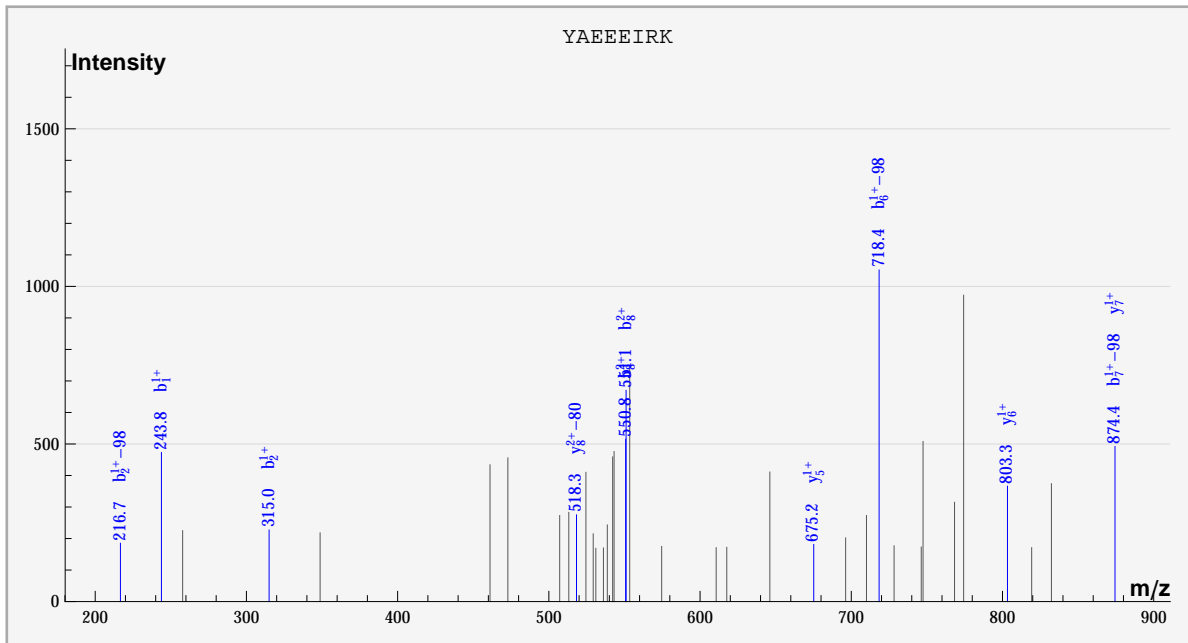
dbValid true FLFDGISIK PHOS(1) 2. 560. 0.277912 5.24374 100. ? 2280.  
 S\_Acido\_new%gi|68566808|gb|AAY79737.1| FLFDGISIK%:::PHOS:::sample\_1%cmpd\_898



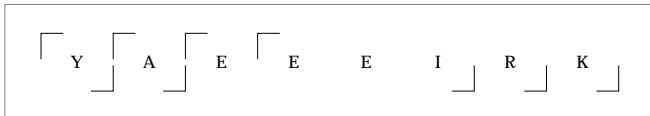
	#	b	b*	#	y	y*	P	P*
F	1							✓
L	2			8	✓			
F	3	✓		7	✓	✓		
D	4			6				
G	5			5	✓			
I	6	✓		4	✓			
S	7	✓	✓	3				
I	8	✓		2				
K	9	✓		1				



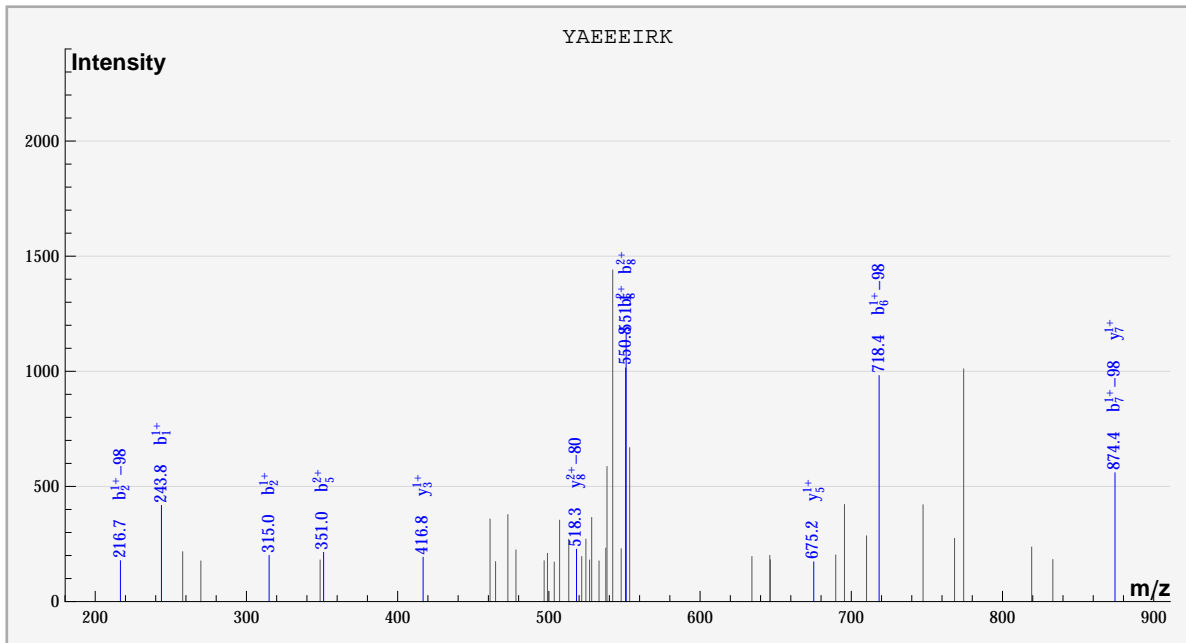
dbValid true YAEERK PHOS(1) 2. 561. -1.75011 4.93553 100. ? 1098.  
 S\_Acido\_new%gi|68568020|gb|AAY80949.1| YAEERK%:PHOS:.....%sample\_3%compd\_3640



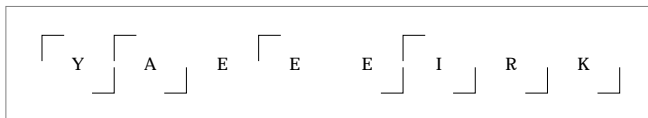
	#	b	b*	#	y	y*	P	P*
Y	1	✓						✓
A	2	✓	✓	7	✓			
E	3			6	✓			
E	4			5	✓			
E	5			4				
I	6		✓	3				
R	7		✓	2				
K	8	✓		1				



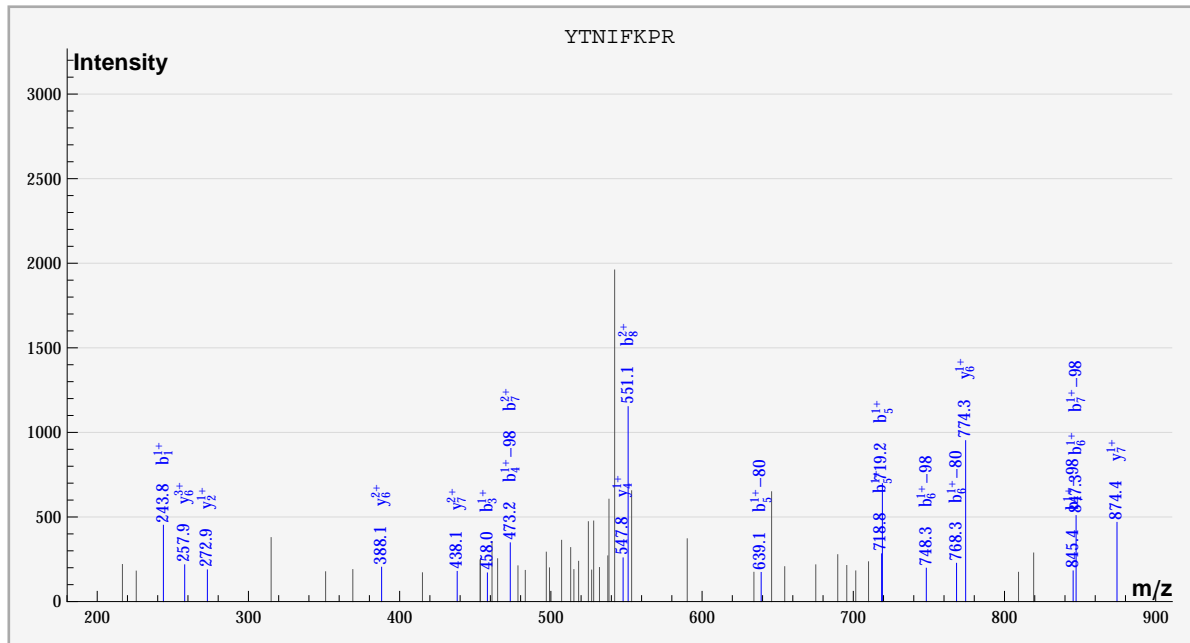
dbValid true YAE E E I R K PHOS(1) 2. 561. -1.75011 5.10682 100. ? 1122.  
 S\_Acido\_new%gi|68568020|gb|AAY80949.1| YAE E E I R K%:PHOS:.....%sample\_3%cmpd\_3659



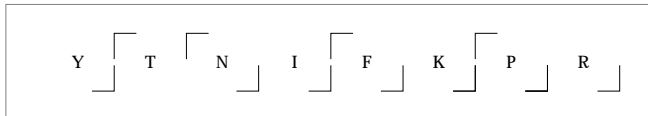
	#	b	b*	#	y	y*	P	P*
Y	1	✓						✓
A	2	✓	✓	7	✓			
E	3			6				
E	4			5	✓			
E	5	✓		4				
I	6		✓	3	✓			
R	7		✓	2				
K	8	✓		1				



dbValid true YTNIFKPR PHOS(1) 2. 561. -1.22666 5.52635 100. ? 1146.  
 S\_Acido\_new%gi68567277|gb|AAY80206.1| YTNIFKPR%:PHOS:::::::sample\_3%compd\_3679

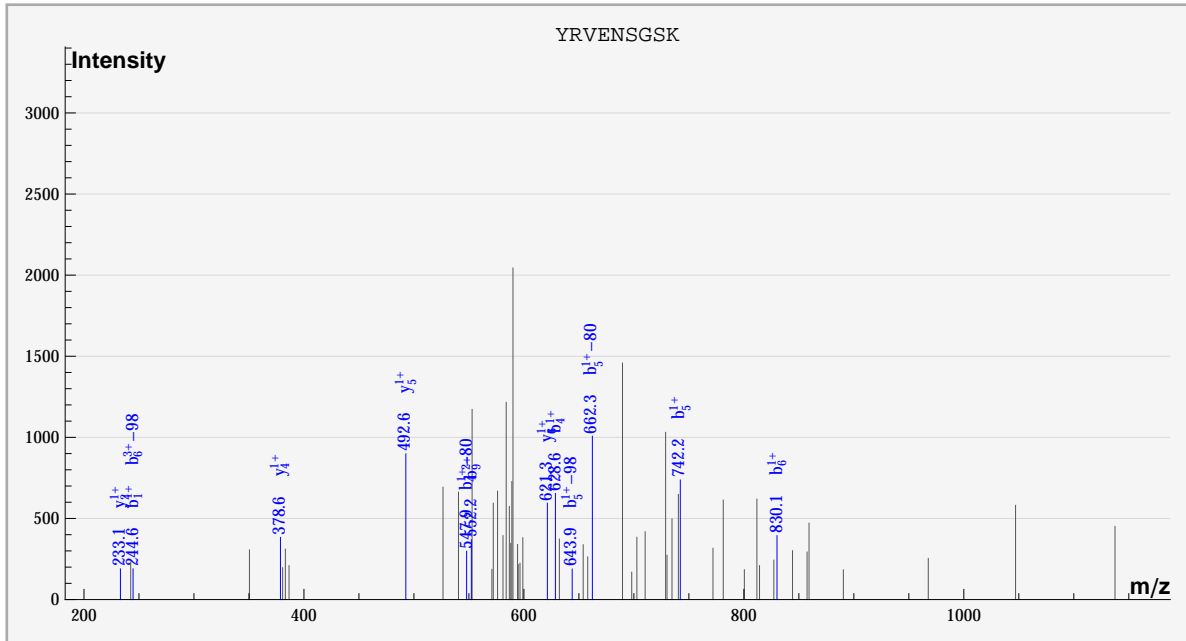


	#	b	b*	#	y	y*	P	P*
Y	1	✓						
T	2			7	✓			
N	3	✓		6	✓			
I	4		✓	5				
F	5	✓	✓	4	✓			
K	6	✓	✓	3				
P	7	✓	✓	2	✓			
R	8	✓		1				

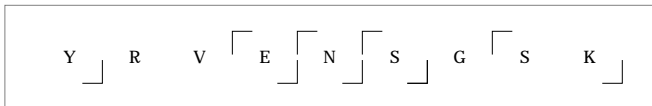




dbValid true YRVENSGSK PHOS(1) 2. 561. -0.754858 5.12359 100. ? 2424.  
 S\_Acido\_new%gi|68568427|gb|AAY81356.1| YRVENSGSK%:PHOS:::sample\_1%compd\_1020

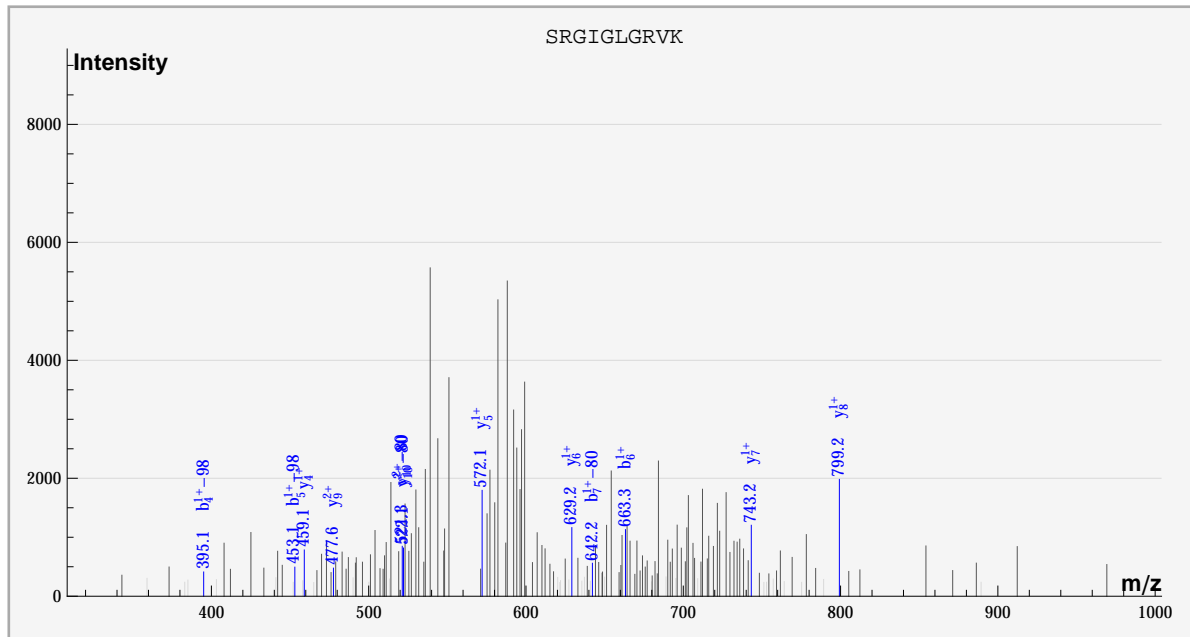


	#	b	b*	#	y	y*	P	P*
Y	1	✓						
R	2			8				
V	3			7				
E	4	✓	✓	6	✓			
N	5	✓	✓	5	✓			
S	6	✓	✓	4	✓			
G	7			3				
S	8			2	✓			
K	9	✓		1				

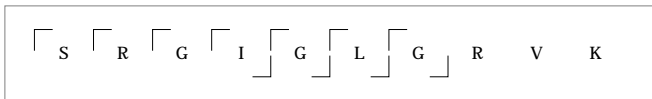


dbValid true SRGIGLGRVK PHOS(1) 2. 561. 0.810777 5.0413 100. ? 2448.

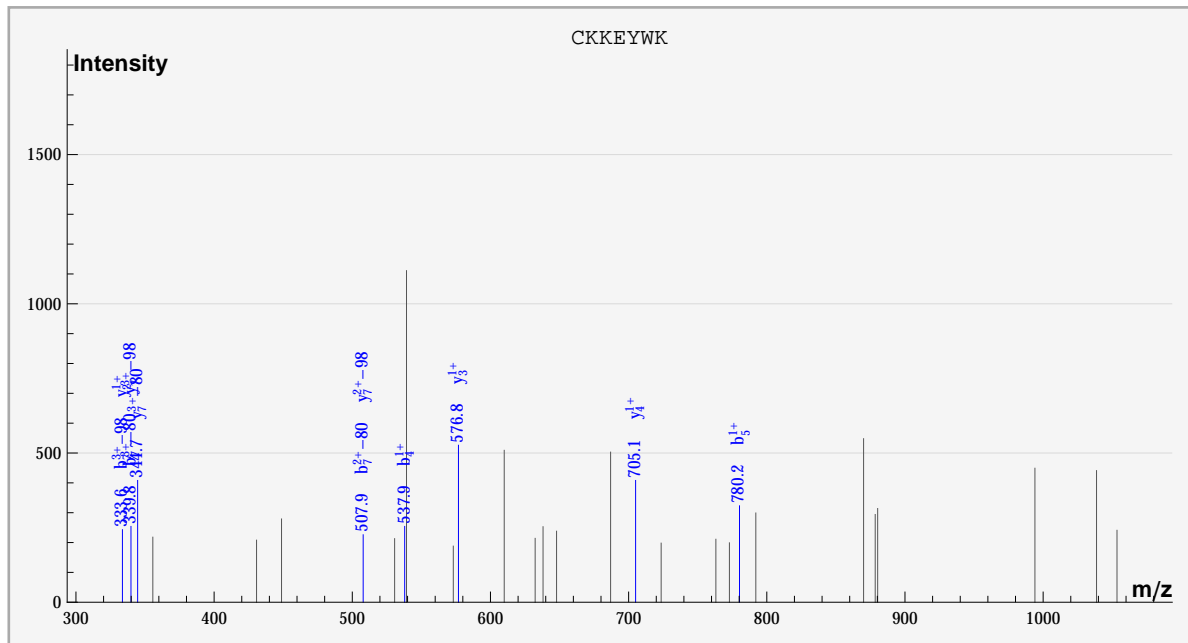
S\_Acido\_new%gi|68568241|gb|AA81170.1| SRGIGLGRVK%:PHOS:::sample\_2%compd\_1048



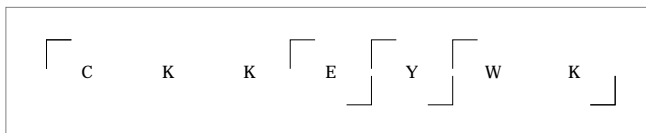
	#	b	b*	#	y	y*	P	P*
S	1							✓
R	2			9	✓			
G	3			8	✓			
I	4		✓	7	✓			
G	5		✓	6	✓			
L	6	✓		5	✓			
G	7		✓	4	✓			
R	8			3				
V	9			2				
K	10			1				



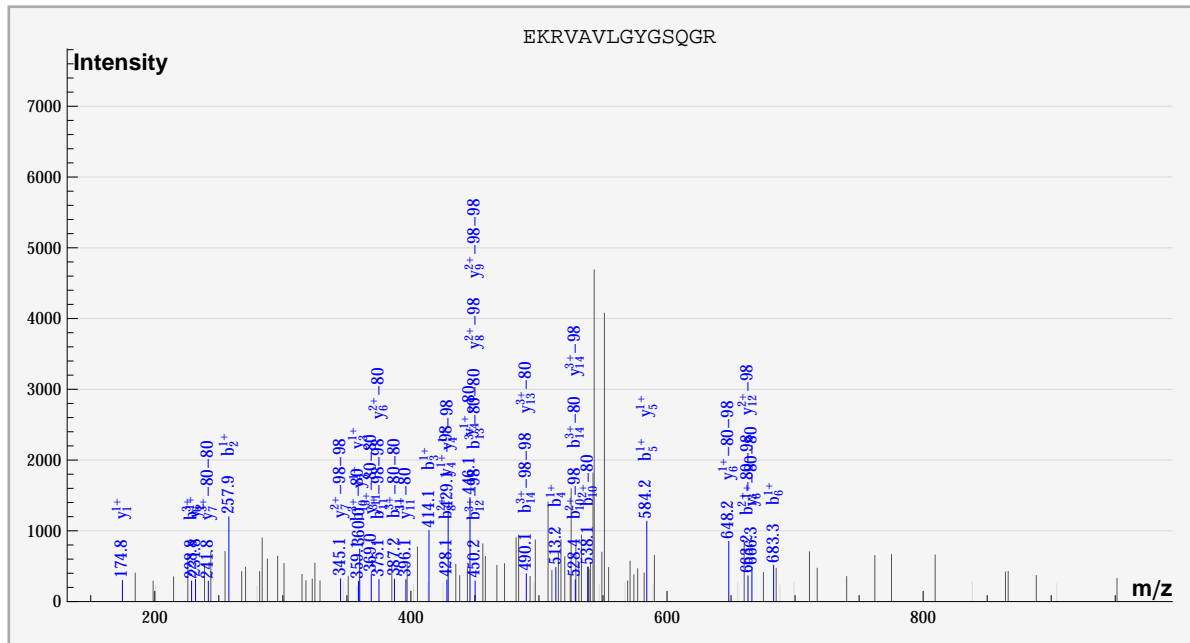
dbValid true CKKEYWK Cys\_CAM(1),PHOS(1) 2. 561. 0.246097 4.98334 100. ? 4146.  
 S\_Acido\_new%gil68567234|gb|AAY80163.1| CKKEYWK%:Cys\_CAM:::PHOS:::sample\_1%compd\_2664



	#	b	b*	#	y	y*	P	P*
C	1							✓
K	2			6				
K	3			5				
E	4	✓		4	✓			
Y	5	✓		3	✓			
W	6			2	✓			
K	7		✓	1				



dbValid true EKRVAVLGYGSQGR PHOS(2) 3. 562. -1.4063 5.01723 100. ? 1518.  
 S\_Acido\_new%gi|68567943|gb|AAy80872.1| EKRVAVLGYGSQGR%:::PHOS::PHOS:::sample\_3%compd\_258

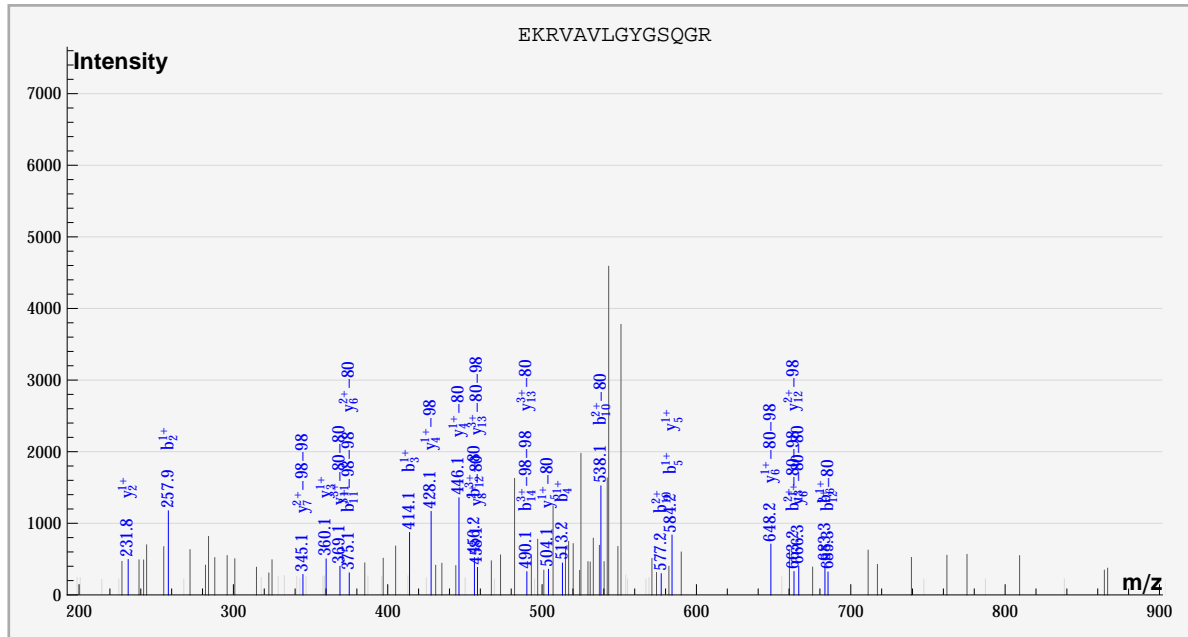


	#	b	b*	#	y	y*	P	P*
E	1							✓
K	2	✓		13		✓		
R	3	✓		12		✓		
V	4	✓		11		✓		
A	5	✓		10		✓		
V	6	✓		9		✓		
L	7			8		✓		
G	8	✓		7		✓		
Y	9			6		✓		
G	10		✓	5	✓			
S	11	✓		4		✓		
Q	12	✓		3	✓			
G	13	✓		2	✓			
R	14	✓		1	✓			

E K R V A V L G Y G S Q G R

dbValid true EKRVAVLGYGSQGR PHOS(2) 3. 562. -1.4063 4.97083 100. ? 1542.

S\_Acido\_new%gil68567943|gb|AAy80872.1| EKRVAVLGYGSQGR%:::::PHOS::PHOS:::%sample\_3%cmpd\_279

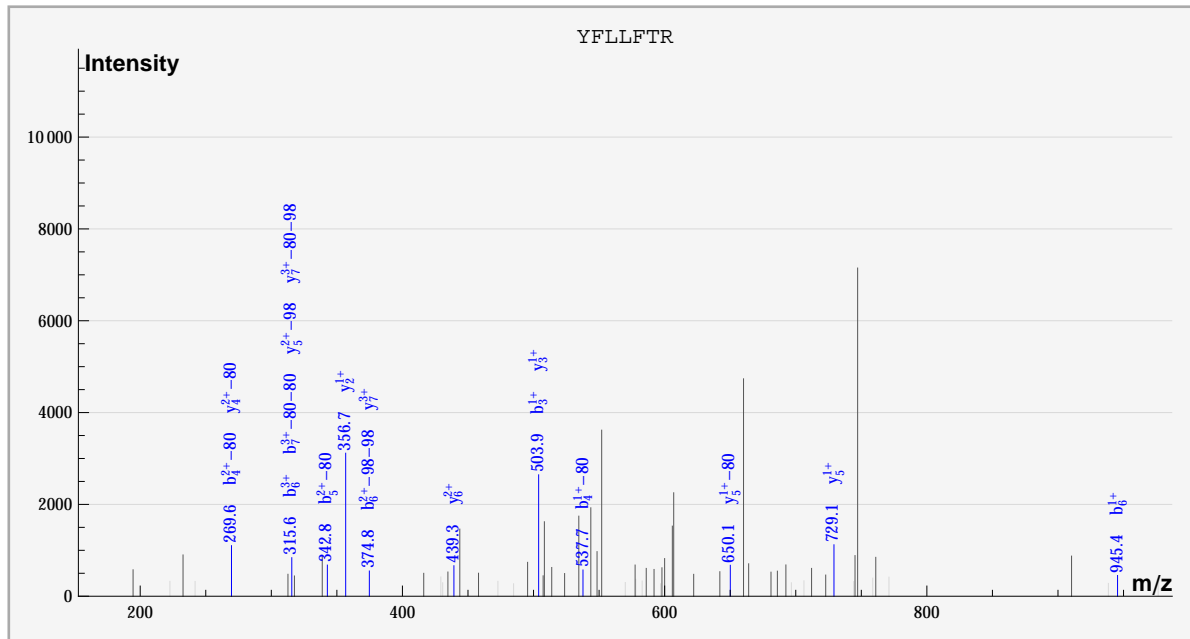


	#	b	b*	#	y	y*	P	P*
E	1							
K	2	✓		13	✓			
R	3	✓		12	✓			
V	4	✓		11	✓			
A	5	✓		10				
V	6	✓		9				
L	7			8	✓			
G	8			7	✓			
Y	9			6	✓			
G	10	✓	✓	5	✓	✓		
S	11	✓		4	✓			
Q	12	✓		3	✓			
G	13	✓		2	✓			
R	14	✓		1				

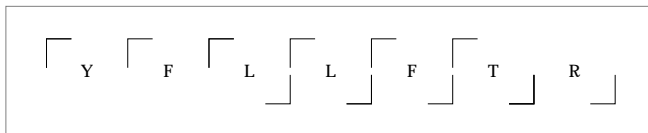
E [K] [R] [V] [A] [V] [L] [G] [Y] [G] [S] [Q] [G] [R]

dbValid true YFLLFTR PHOS(2) 2. 562. -1.7626 5.58563 100. ? 1746.

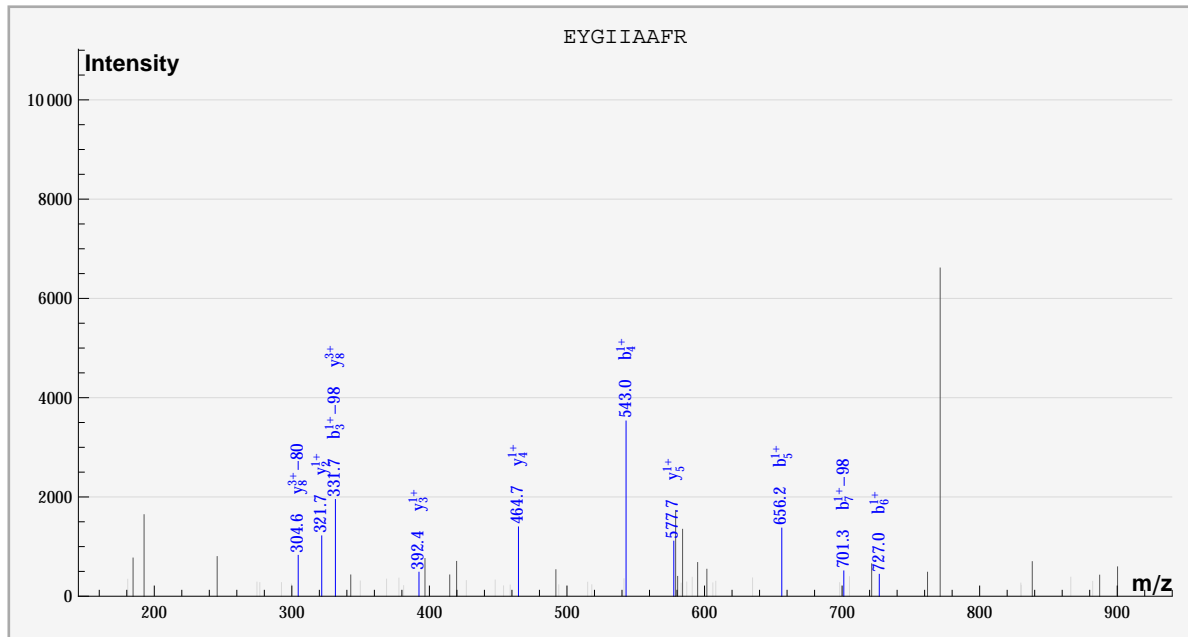
S\_Acido\_new%gi|68567590|gb|AAy80519.1| YFLLFTR%:PHOS:::PHOS::%sample\_1%cmpd\_472



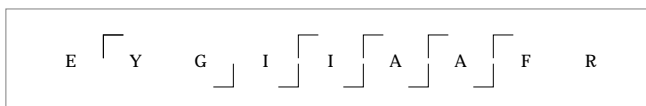
	#	b	b*	#	y	y*	P	P*
Y	1						✓	✓
F	2			6	✓			
L	3	✓		5	✓	✓		
L	4		✓	4		✓		
F	5		✓	3	✓			
T	6	✓	✓	2	✓			
R	7		✓	1				



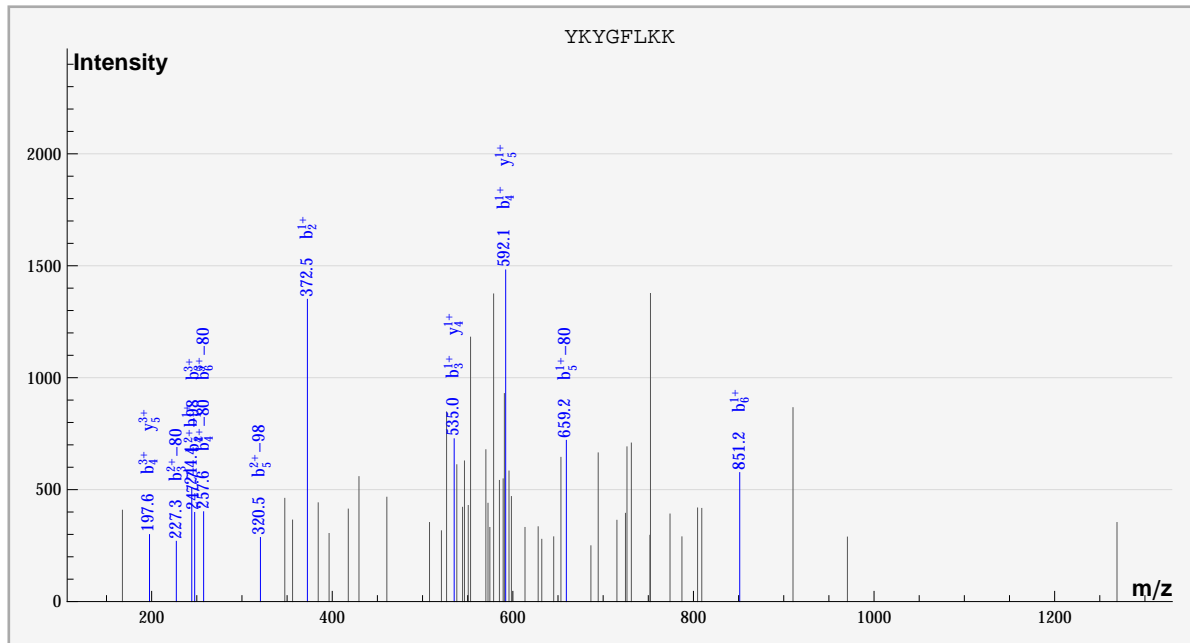
dbValid true EYGIIAAFR PHOS(1) 2. 562. -1.73466 4.93549 100. ? 1842.  
 S\_Acido\_new%gi68567146|gb|AAY80075.1| EYGIIAAFR%::PHOS:::sample\_1%compd\_560



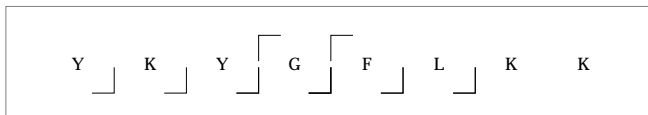
	#	b	b*	#	y	y*	P	P*
E	1							
Y	2			8	✓	✓		
G	3		✓	7				
I	4	✓		6				
I	5	✓		5	✓			
A	6	✓		4	✓			
A	7		✓	3	✓			
F	8			2	✓			
R	9			1				



dbValid true YKYGFLKK PHOS(1) 2. 562. 1.78845 5.30555 100. ? 2040.  
 S\_Acido\_new%gi|68567645|gb|AAY80574.1| YKYGFLKK%:PHOS:::sample\_1%compd\_695

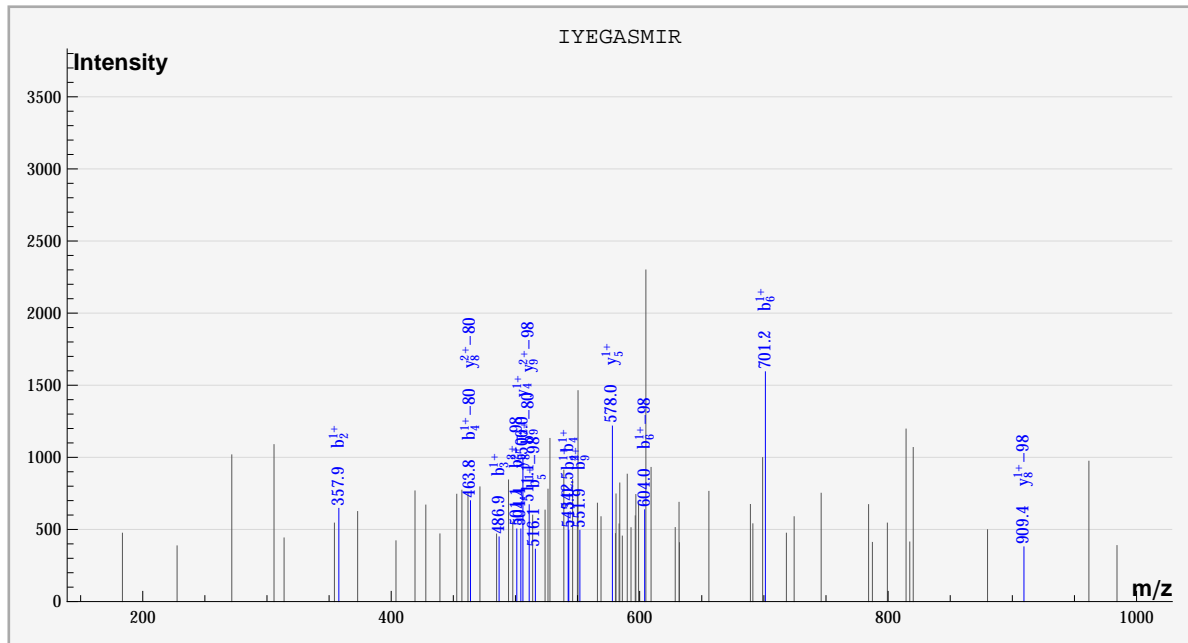


	#	b	b*	#	y	y*	P	P*
Y	1	✓						
K	2	✓		7				
Y	3	✓	✓	6				
G	4	✓	✓	5	✓			
F	5	✓	✓	4	✓			
L	6	✓	✓	3				
K	7			2				
K	8			1				

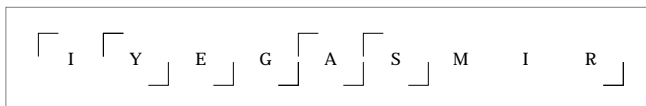




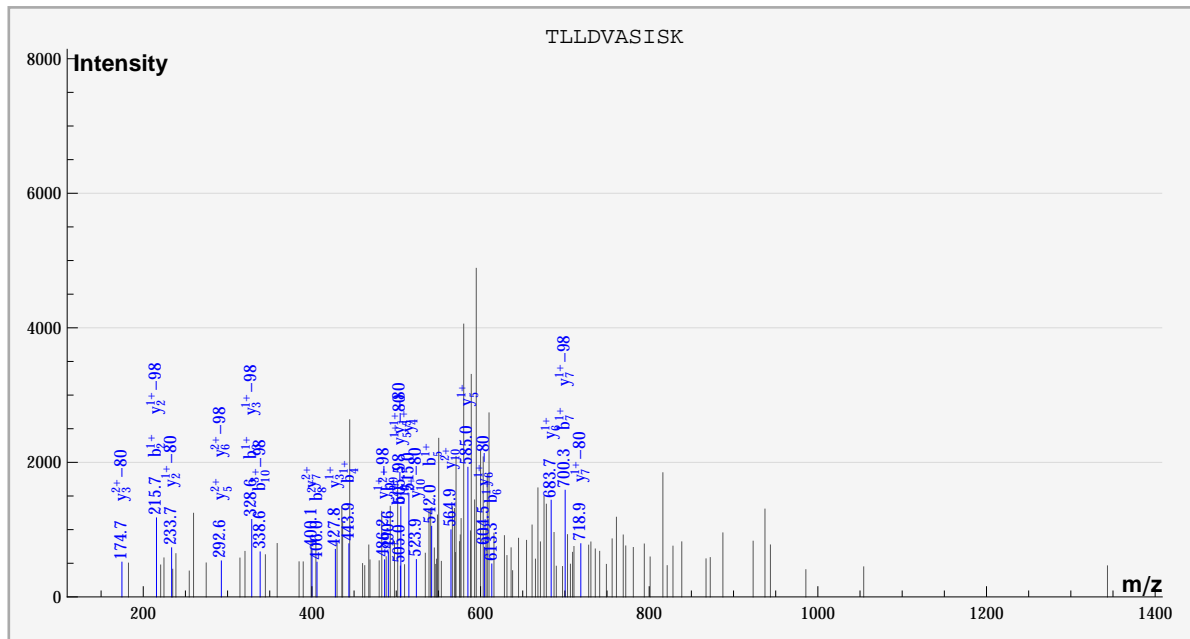
dbValid true IYEGASMIR PHOS(1) 2. 562. -1.75116 5.16006 100. ? 2142.  
 S\_Acido\_new%gi|68567939|gb|AAY80868.1| IYEGASMIR%::PHOS%:::sample\_1%cmpd\_836



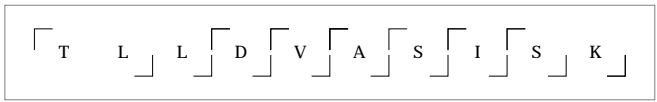
	#	b	b*	#	y	y*	P	P*
I	1							✓
Y	2	✓		8	✓	✓		
E	3	✓		7				
G	4	✓	✓	6				
A	5		✓	5	✓			
S	6	✓	✓	4	✓			
M	7			3				
I	8			2				
R	9	✓	✓	1				



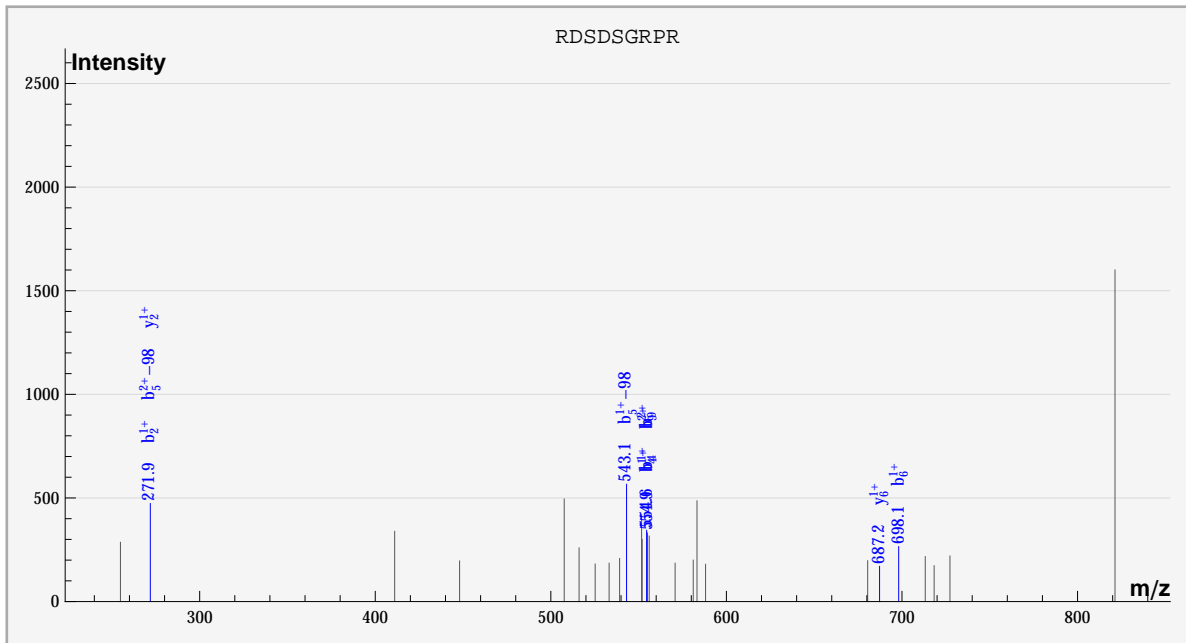
dbValid true TLLDVASISK PHOS(1) 2. 562. 1.79139 5.51601 100. ? 2880.  
 S\_Acido\_new%gii68568070|gb|AAy80999.1| TLLDVASISK%:::::::PHOS::%sample\_1%cmpd\_1507



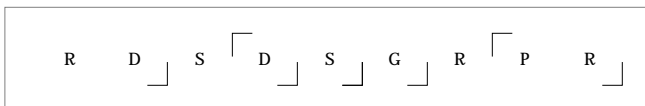
	#	b	b*	#	y	y*	P	P*
T	1						✓	✓
L	2	✓		9				
L	3	✓		8				
D	4	✓		7	✓	✓		
V	5	✓		6	✓	✓		
A	6	✓		5	✓	✓		
S	7	✓		4	✓			
I	8	✓		3	✓	✓		
S	9	✓		2		✓		
K	10		✓	1				



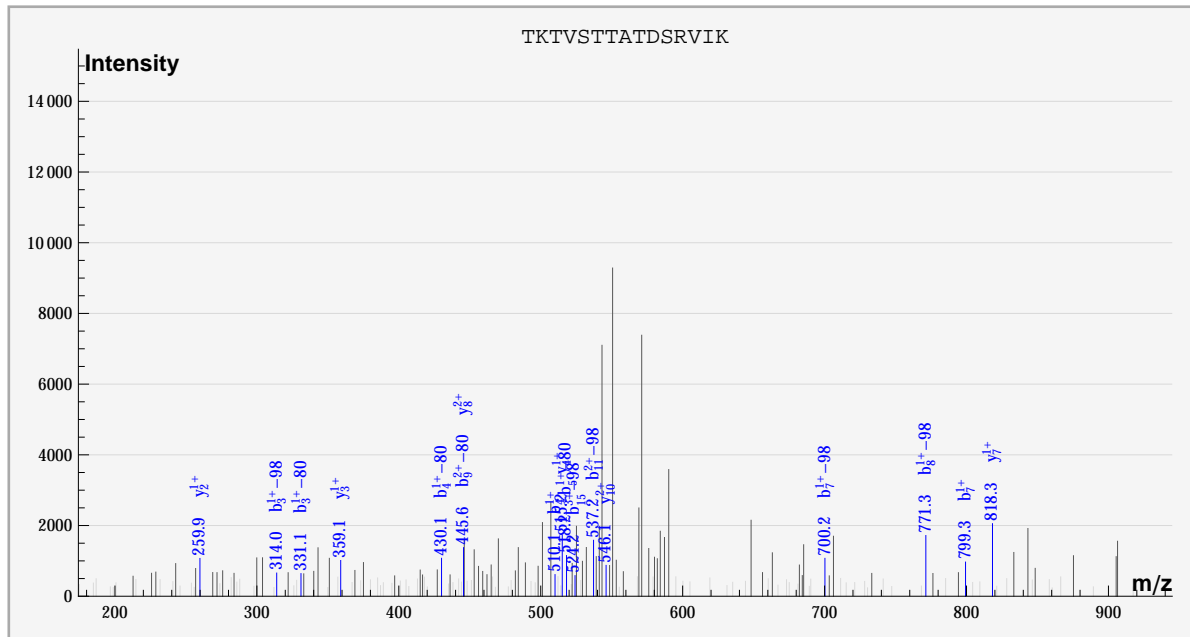
dbValid true RDSDSGRPR PHOS(1) 2. 562. 1.24346 5.5662 100. ? 2976.  
 S\_Acido\_new%gi|68567127|gb|AA80056.1| RDSDSGRPR%:::PHOS:::sample\_3%cmpd\_1508



	#	b	b*	#	y	y*	P	P*
R	1							
D	2	✓		8				
S	3			7				
D	4	✓		6	✓			
S	5		✓	5				
G	6	✓		4				
R	7			3				
P	8			2	✓			
R	9	✓		1				



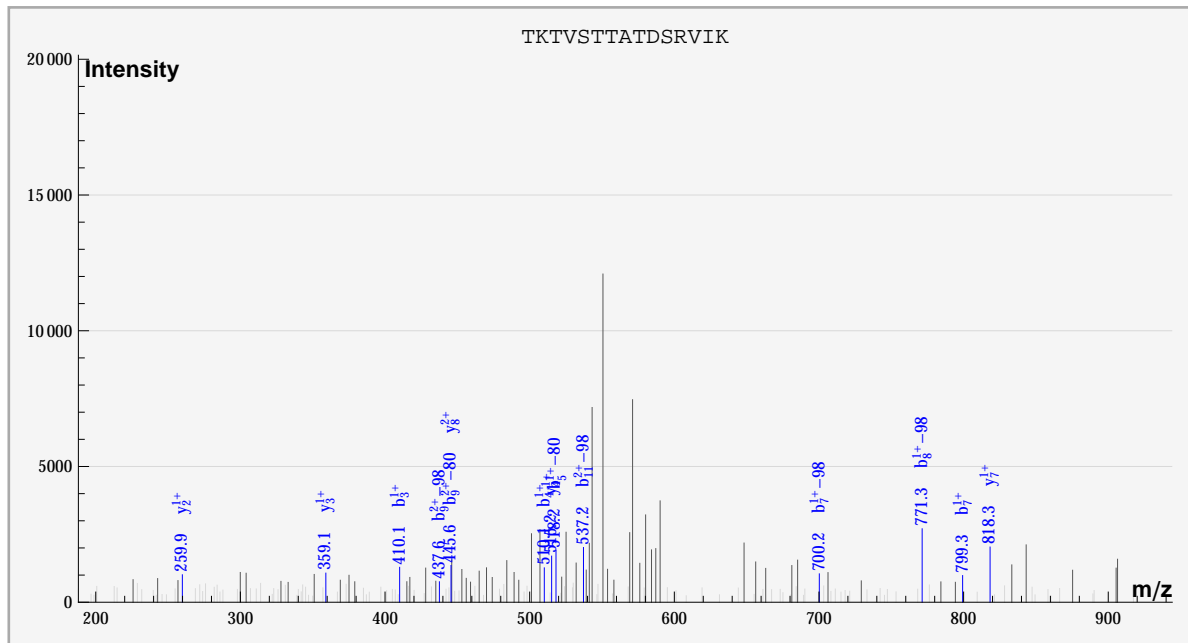
dbValid true TKTVSTTATDSRVK PHOS(1) 3. 563. 0.292378 5.06989 100. ? 1806.  
 S\_Acido\_new%gi|68568452|gb|AAy81381.1| TKTVSTTATDSRVK%:::PHOS:::sample\_3%compd\_511



	#	b	b*	#	y	y*	P	P*
T	1							
K	2			14				
T	3		✓	13				
V	4	✓	✓	12				
S	5		✓	11				
T	6			10	✓			
T	7	✓	✓	9				
A	8		✓	8	✓			
T	9		✓	7	✓			
D	10			6				
S	11		✓	5				
R	12			4	✓			
V	13			3	✓			
I	14			2	✓			
K	15		✓	1				

T K T V S T T A T D S R V I K

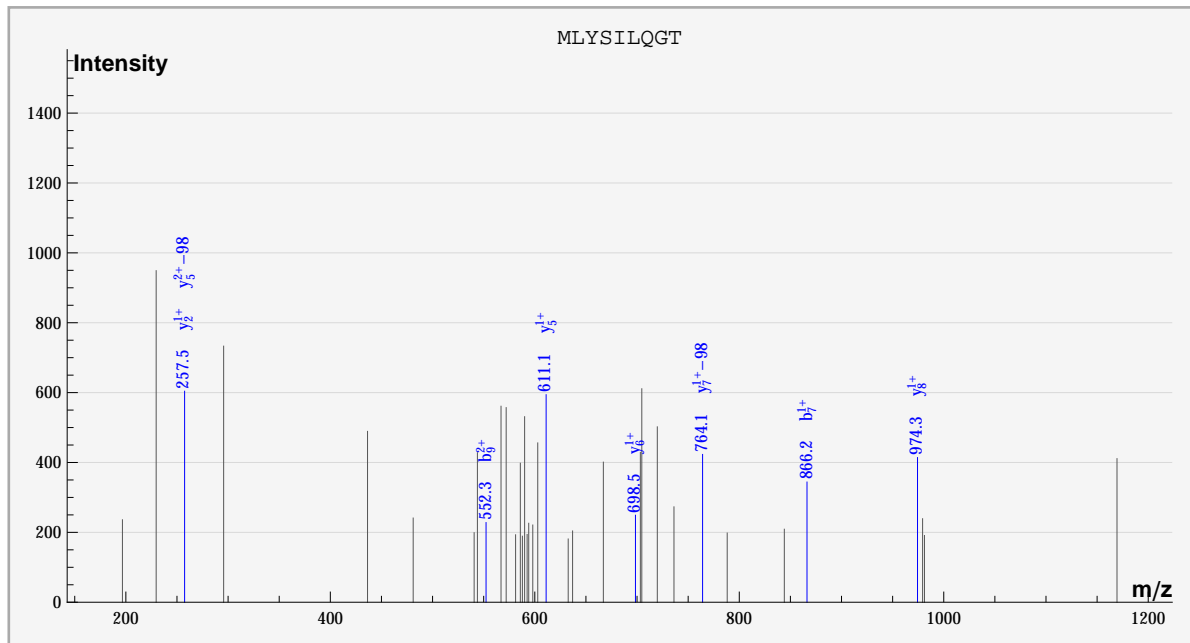
dbValid true TKTVSTTATDSRVIK PHOS(1) 3. 563. 0.292378 5.17535 100. ? 1818.  
 S\_Acido\_new%gi|68568452|gb|AA81381.1| TKTVSTTATDSRVIK%:::PHOS:::sample\_3%compd\_522



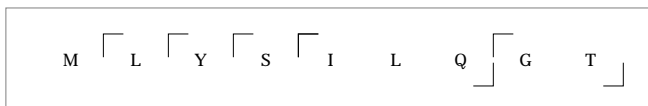
	#	b	b*	#	y	y*	P	P*
T	1							
K	2			14				
T	3	✓		13				
V	4	✓		12				
S	5		✓	11				
T	6			10				
T	7	✓	✓	9				
A	8		✓	8	✓			
T	9		✓	7	✓			
D	10			6				
S	11		✓	5				
R	12			4	✓			
V	13			3	✓			
I	14			2	✓			
K	15			1				

T K T V S T T A T D S R V I K

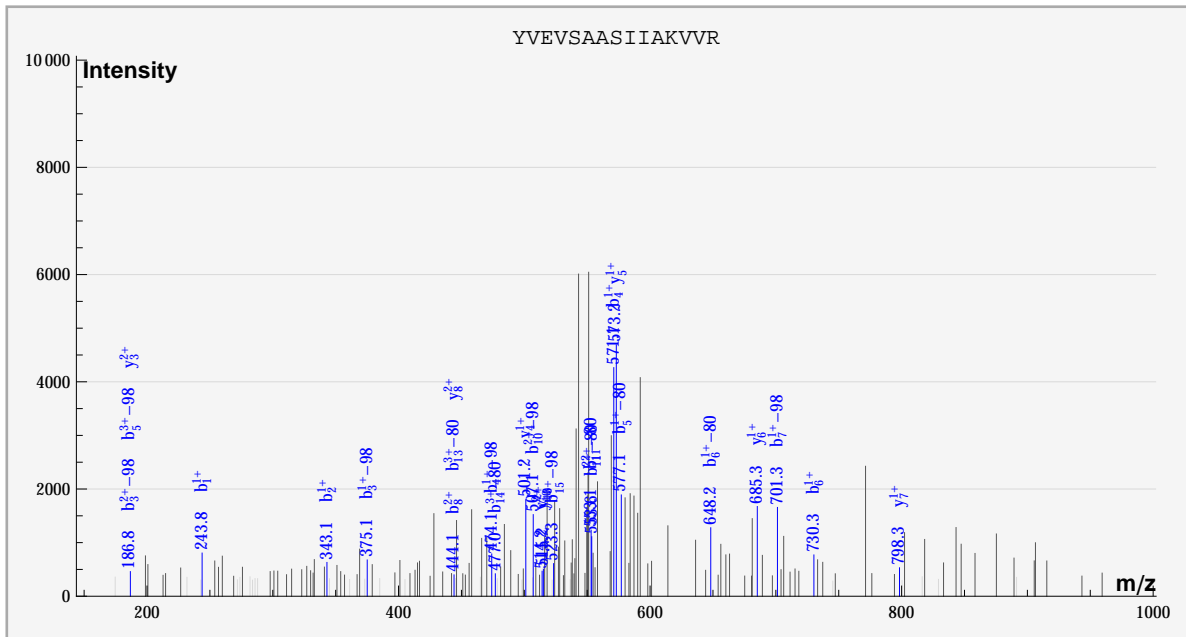
dbValid true MLYSILQGT Oxidation\_M(1),PHOS(1) 2. 563. -1.74896 4.92863 100. ? 1890.  
 S\_Acido\_new%gil68567308|gb|AAY80237.1| MLYSILQGT%:Oxidation\_M:::::PHOS:%sample\_1%compd\_605



	#	b	b*	#	y	y*	P	P*
M	1							
L	2			8	✓			
Y	3			7		✓		
S	4			6	✓			
I	5			5	✓	✓		
L	6			4				
Q	7	✓		3				
G	8			2	✓			
T	9	✓		1				



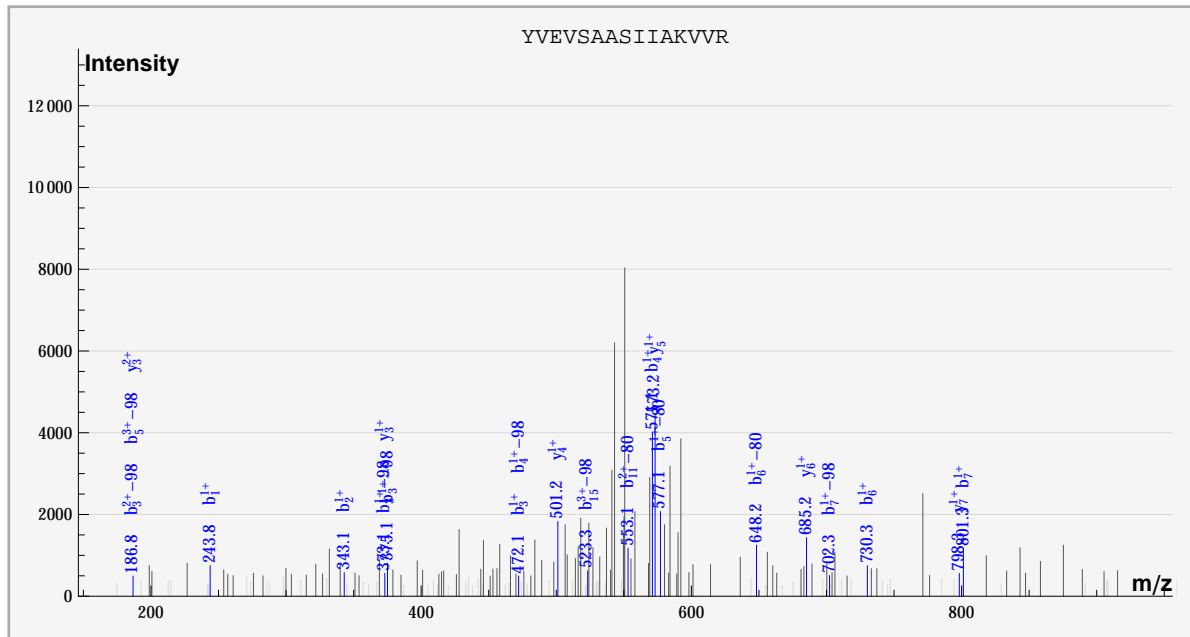
dbValid true YVEVSAASIIAKVVR PHOS(1) 3. 563. -0.694049 5.15718 100. ? 1926.  
 S\_Acido\_new%gi|68567391|gb|AAY80320.1| YVEVSAASIIAKVVR%:PHOS:.....%sample\_3%cmpd\_615



	#	b	b*	#	y	y*	P	P*
Y	1	✓						
V	2	✓		14				
E	3		✓	13				
V	4	✓	✓	12				
S	5		✓	11				
A	6	✓	✓	10	✓			
A	7		✓	9				
S	8	✓		8	✓			
I	9			7	✓			
I	10		✓	6	✓			
A	11		✓	5	✓			
K	12			4	✓			
V	13		✓	3	✓			
V	14		✓	2				
R	15		✓	1				

Y V E V S A A S I I A K V V R

dbValid true YVEVSAASIIAKVVR PHOS(1) 3. 563. -0.694049 5.60252 100. ? 1938.  
 S\_Acido\_new%gi|68567391|gb|AAV80320.1| YVEVSAASIIAKVVR%:PHOS:.....%sample\_3%compd\_626

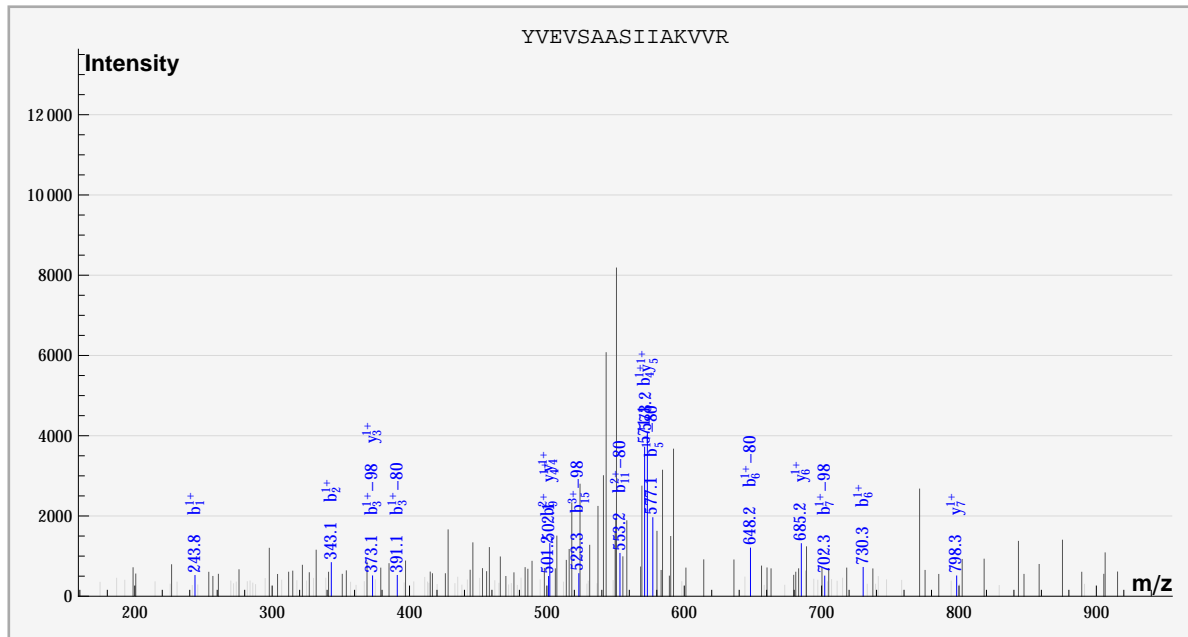


	#	b	b*	#	y	y*	P	P*
Y	1	✓						
V	2	✓		14				
E	3	✓	✓	13				
V	4	✓	✓	12				
S	5		✓	11				
A	6	✓	✓	10				
A	7	✓	✓	9				
S	8			8				
I	9			7	✓			
I	10			6	✓			
A	11		✓	5	✓			
K	12			4	✓			
V	13			3	✓			
V	14			2				
R	15		✓	1				

Y V E V S A A S I I A K V V R



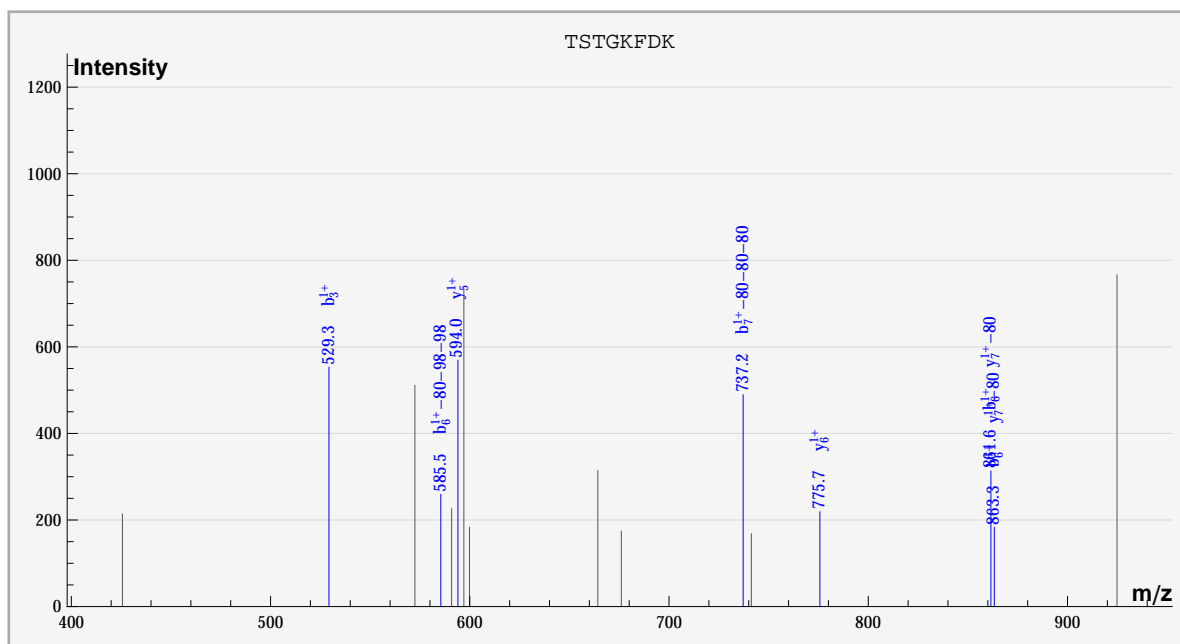
dbValid true YVEVSAASIIAKVVR PHOS(1) 3. 563. -0.694049 5.23771 100. ? 1950.  
 S\_Acido\_new%gi|68567391|gb|AAV80320.1| YVEVSAASIIAKVVR%:PHOS:.....%sample\_3%cmpd\_636



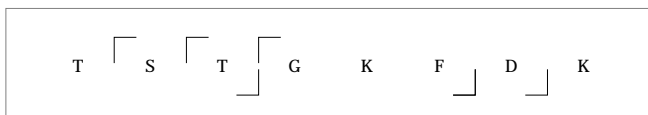
	#	b	b*	#	y	y*	P	P*
Y	1	✓						
V	2	✓		14				
E	3		✓	13				
V	4	✓		12				
S	5		✓	11				
A	6	✓	✓	10				
A	7		✓	9				
S	8			8				
I	9	✓		7	✓			
I	10			6	✓			
A	11		✓	5	✓			
K	12			4	✓			
V	13			3	✓			
V	14			2				
R	15		✓	1				

Y V E V S A A S I I A K V V R

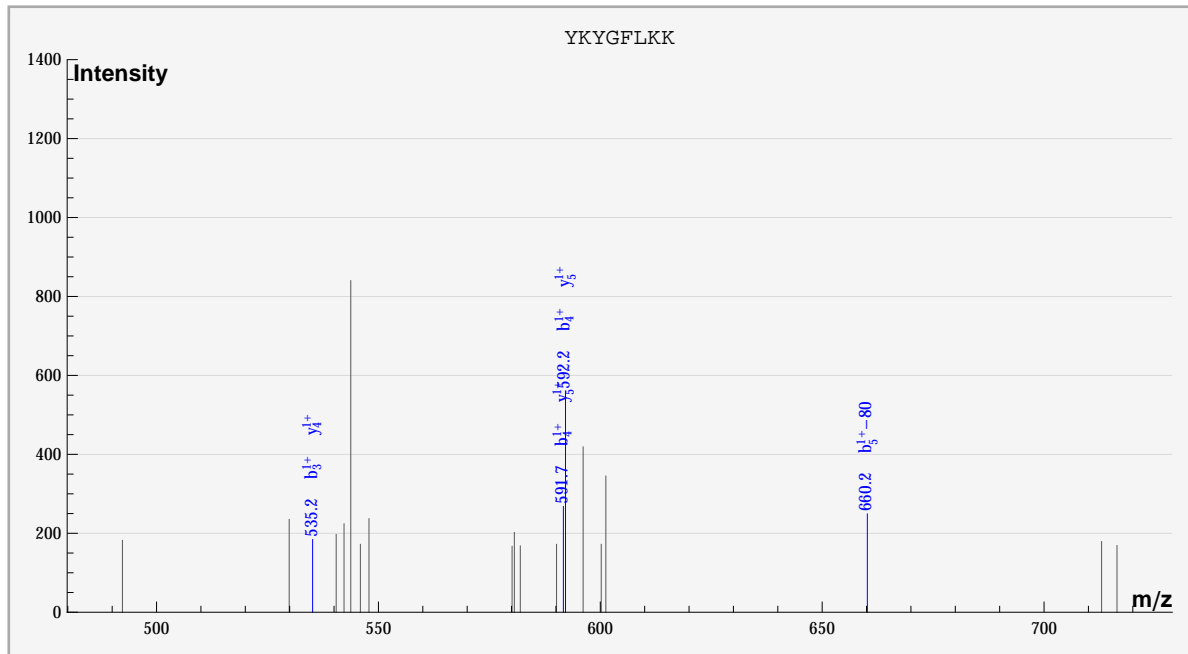
dbValid true TSTGKFDK PHOS(3) 2. 563. -0.820923 4.90589 100. ? 2850.  
 S\_Acido\_new%gi|68568568|gb|AAY81497.1| TSTGKFDK%:PHOS:PHOS:PHOS:.....%sample\_1%compd\_1385



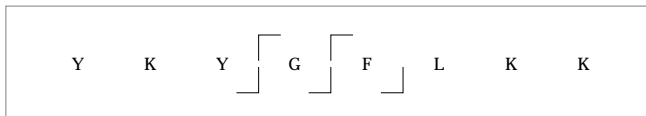
	#	b	b*	#	y	y*	P	P*
T	1							
S	2			7		✓		
T	3	✓		6	✓			
G	4			5	✓			
K	5			4				
F	6	✓	✓	3				
D	7		✓	2				
K	8			1				



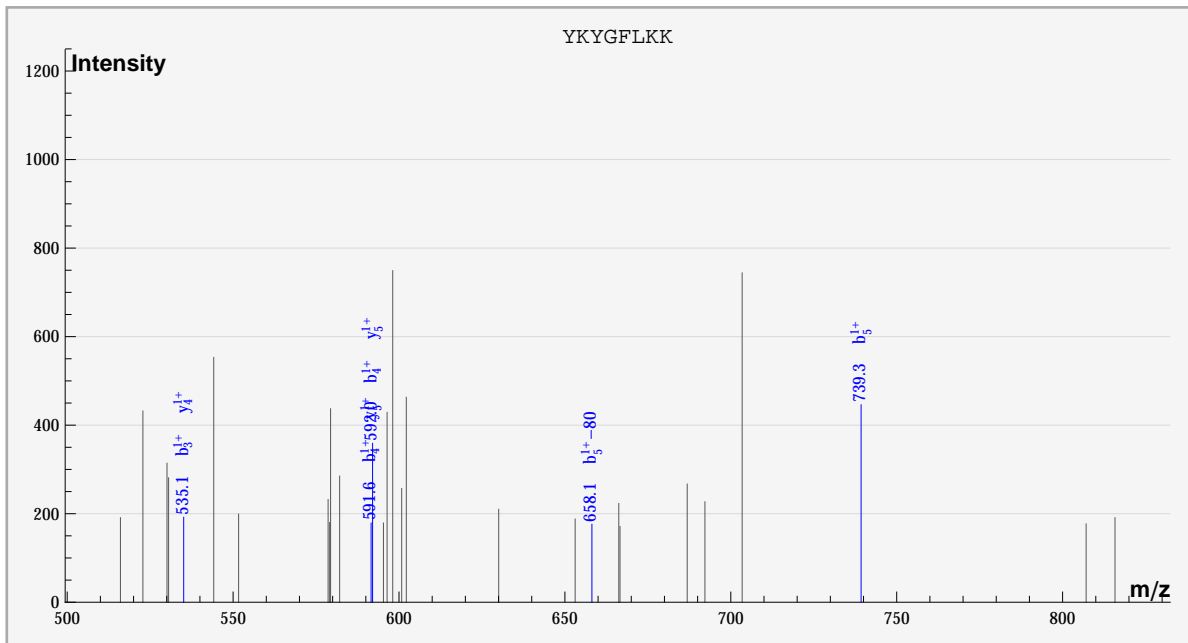
dbValid true YKYGFLKK PHOS(1) 2. 563. 0.788452 5.05346 100. ? 3234.  
 S\_Acido\_new%gi|68567645|gb|AAY80574.1| YKYGFLKK%:PHOS:::sample\_2%cmpd\_1704



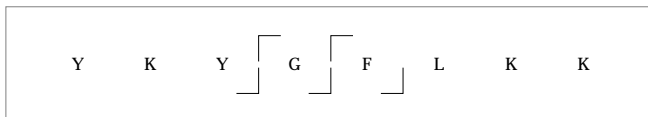
	#	b	b*	#	y	y*	P	P*
Y	1							
K	2			7				
Y	3	✓		6				
G	4	✓		5	✓			
F	5		✓	4	✓			
L	6			3				
K	7			2				
K	8			1				



dbValid true YKYGFLKK PHOS(1) 2. 563. 0.788452 4.99485 100. ? 3342.  
 S\_Acido\_new%gi|68567645|gb|AAY80574.1| YKYGFLKK%:PHOS:::sample\_2%cmpd\_1794

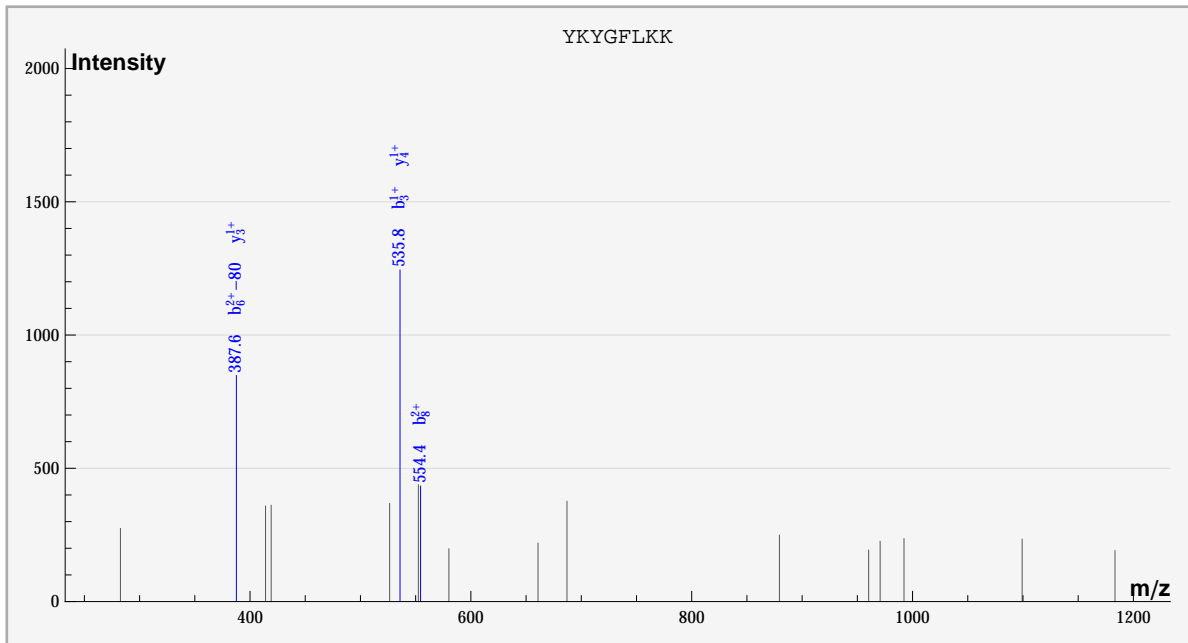


	#	b	b*	#	y	y*	P	P*
Y	1							
K	2			7				
Y	3	✓		6				
G	4	✓		5	✓			
F	5	✓	✓	4	✓			
L	6			3				
K	7			2				
K	8			1				





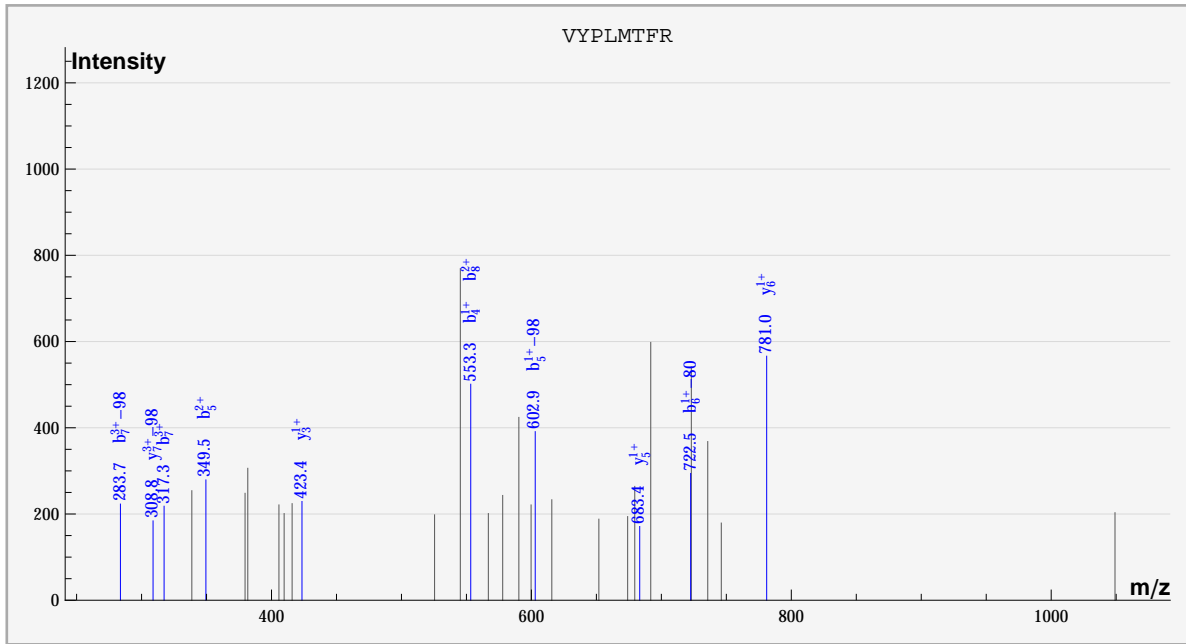
dbValid true YKYGFLKK PHOS(1) 2. 563. 0.788452 5.07526 100. ? 4110.  
 S\_Acido\_new%gi|68567645|gb|AAY80574.1| YKYGFLKK%:PHOS:::sample\_1%compd\_2634



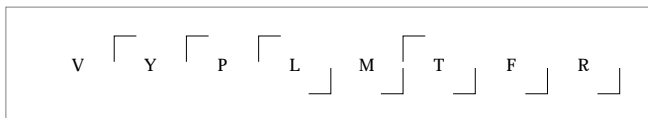
	#	b	b*	#	y	y*	P	P*
Y	1							
K	2			7				
Y	3	✓		6				
G	4			5				
F	5			4	✓			
L	6		✓	3	✓			
K	7			2				
K	8	✓		1				



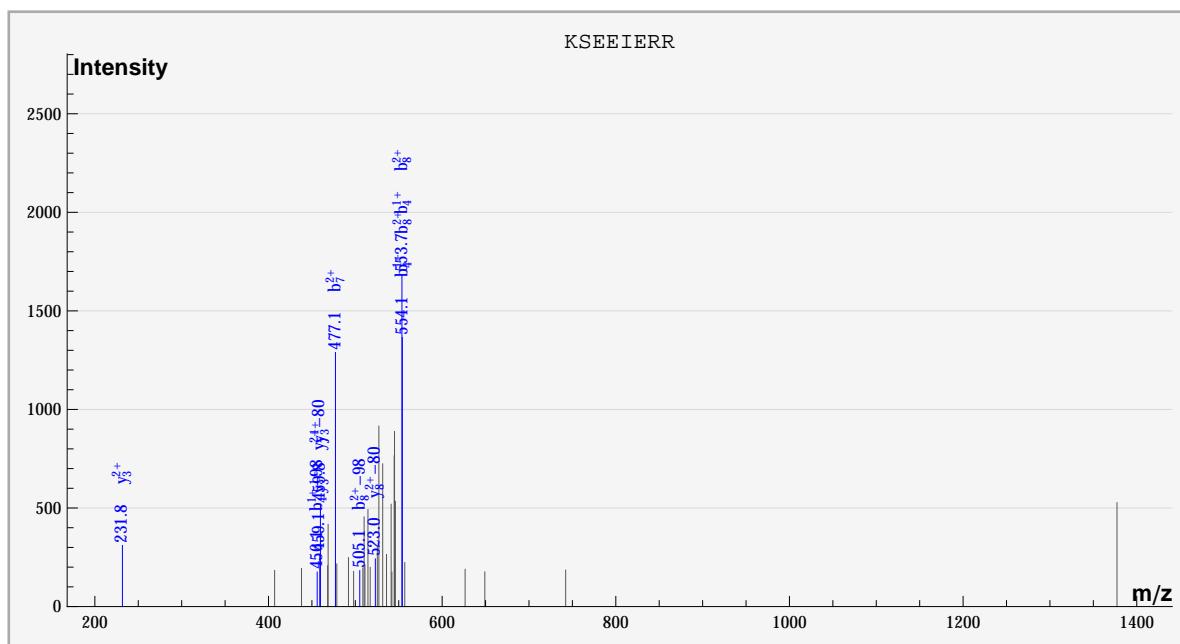
dbValid true VYPLMTFR Oxidation\_M(1),PHOS(1) 2. 563. -1.24371 5.1259 100. ? 4206.  
 S\_Acido\_new%gil68567615|gb|AAY80544.1| VYPLMTFR%::PHOS::Oxidation\_M:::%sample\_1%compd\_2721



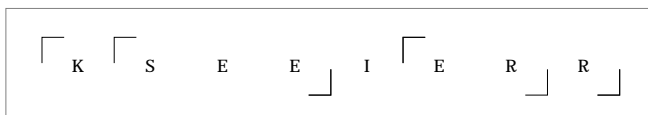
	#	b	b*	#	y	y*	P	P*
V	1							
Y	2			7		✓		
P	3			6	✓			
L	4	✓		5	✓			
M	5	✓	✓	4				
T	6		✓	3	✓			
F	7	✓	✓	2				
R	8	✓		1				



dbValid true KSEEIERR PHOS(1) 2. 564. -0.233763 5.46514 100. ? 1182.  
 S\_Acido\_new%gi|68567219|gb|AAY80148.1| KSEEIERR%::PHOS::::::%sample\_3%compd\_3712

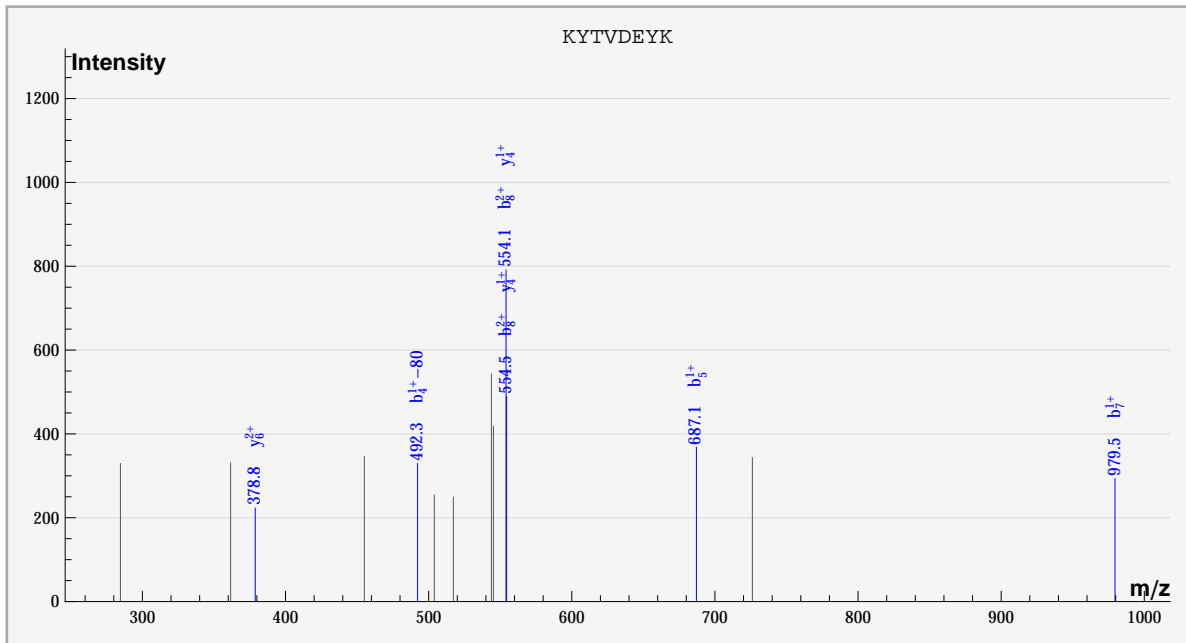


	#	b	b*	#	y	y*	P	P*
K	1							✓
S	2			7		✓		
E	3			6				
E	4	✓	✓	5				
I	5			4				
E	6			3		✓		
R	7	✓		2				
R	8	✓	✓	1				

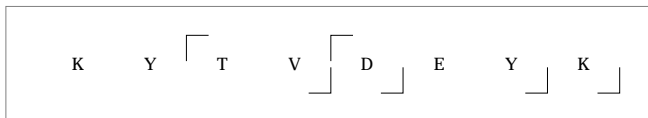




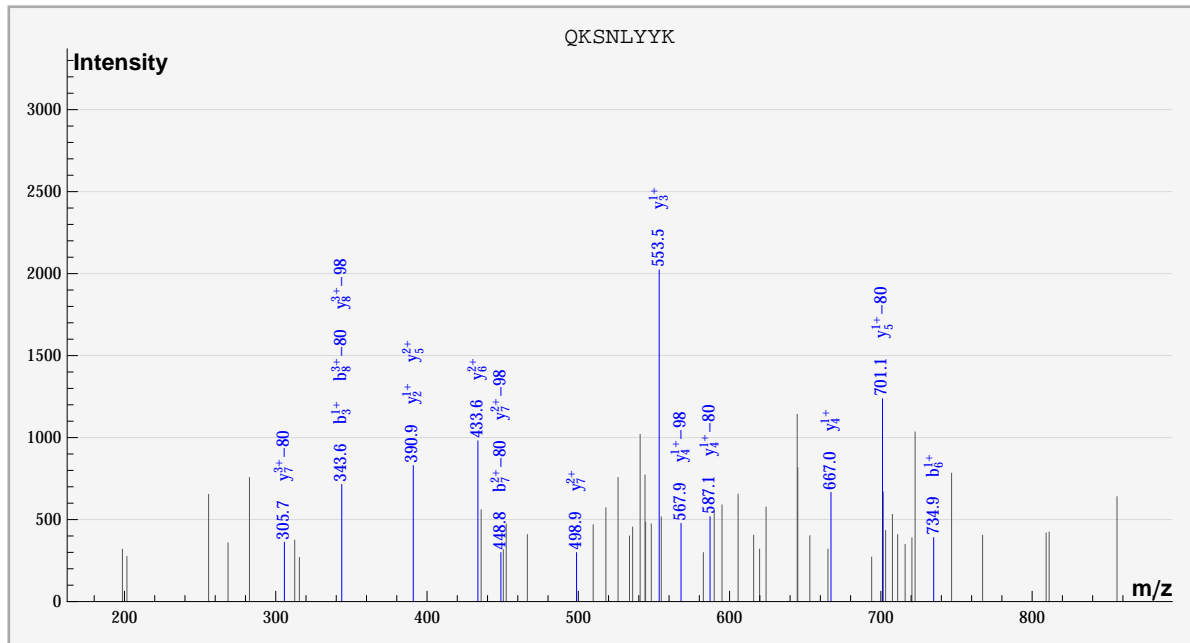
dbValid true KYTVDEYK PHOS(1) 2. 564. -0.753183 5.09682 100. ? 1362.  
 S\_Acido\_new%gi|68567395|gb|AAY80324.1| KYTVDEYK%::PHOS::::::%sample\_1%compd\_125



	#	b	b*	#	y	y*	P	P*
K	1							
Y	2			7				
T	3			6	✓			
V	4	✓		5				
D	5	✓		4	✓			
E	6			3				
Y	7	✓		2				
K	8	✓		1				



dbValid true QKSNLYYK PHOS(1) 2. 564. -1.73719 4.95415 100. ? 1686.  
 S\_Acido\_new%gi|68566908|gb|AA79837.1| QKSNLYYK%::::::PHOS::%sample\_1%cmpd\_418

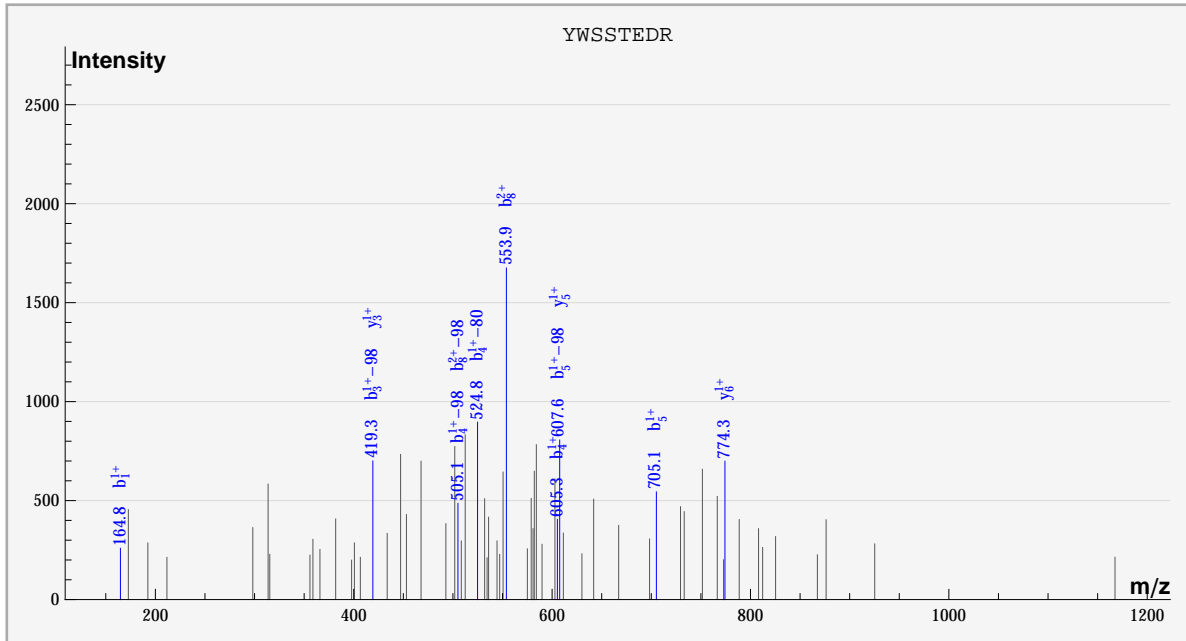


	#	b	b*	#	y	y*	P	P*
Q	1							✓
K	2			7	✓	✓		
S	3	✓		6	✓			
N	4			5	✓	✓		
L	5			4	✓	✓		
Y	6	✓		3	✓			
Y	7		✓	2	✓			
K	8		✓	1				

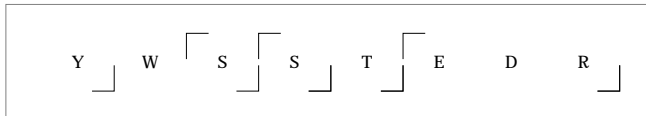


dbValid true YWSSTEDR PHOS(1) 2. 564. -1.79177 5.41113 100. ? 1698.

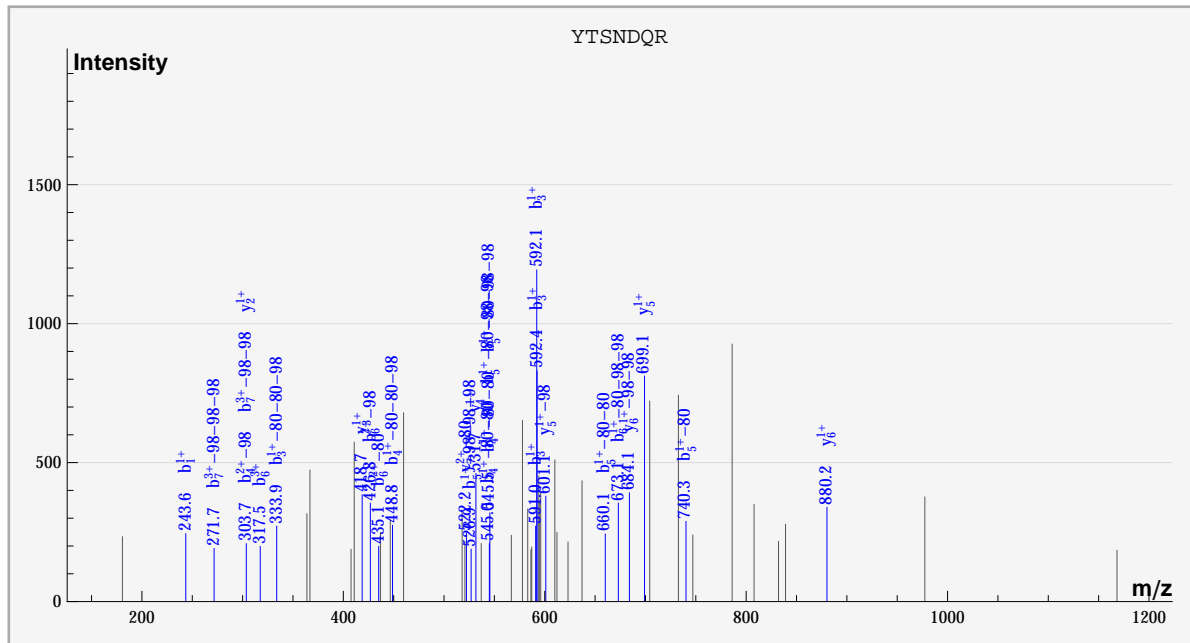
S\_Acido\_new%gi|68568094|gb|AAY81023.1| YWSSTEDR%:::PHOS:::sample\_1%cmpd\_430



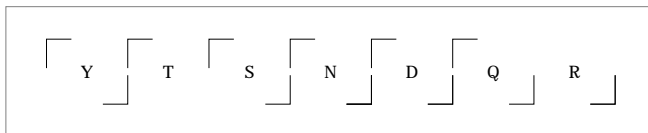
	#	b	b*	#	y	y*	P	P*
Y	1	✓						
W	2			7				
S	3		✓	6	✓			
S	4	✓	✓	5	✓			
T	5	✓	✓	4				
E	6			3	✓			
D	7			2				
R	8	✓	✓	1				



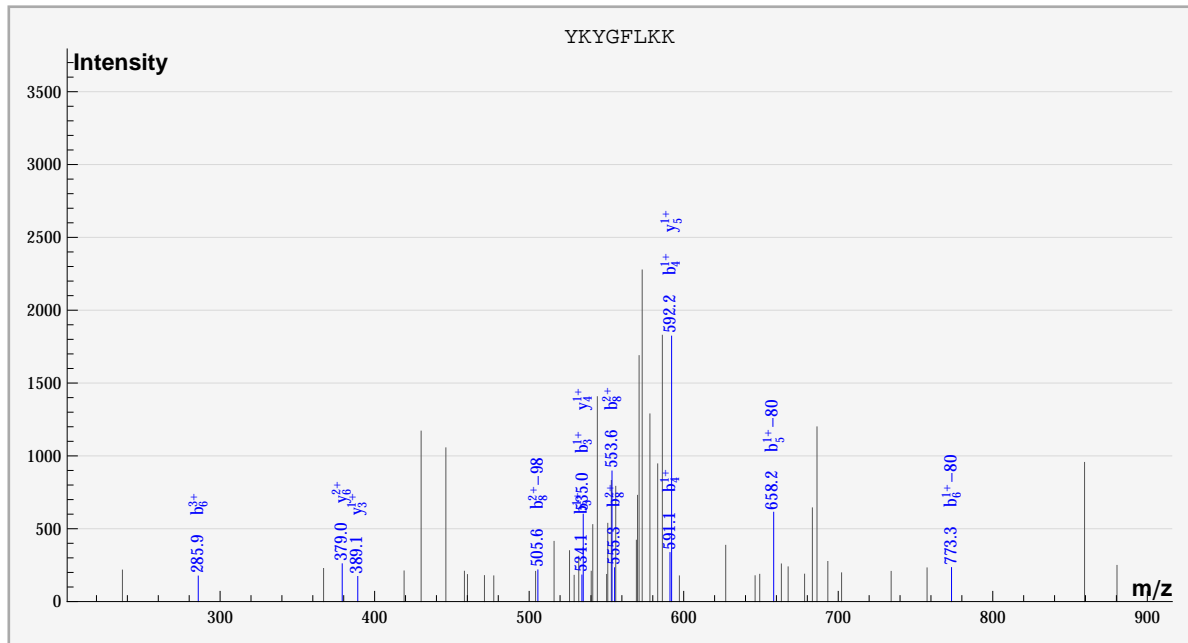
dbValid true YTSNDQR PHOS(3) 2. 564. -1.85168 5.10021 100. ? 1818.  
 S\_Acido\_new%gi|68568223|gb|AAy81152.1| YTSNDQR%:PHOS:PHOS:PHOS::::%sample\_1%compd\_541



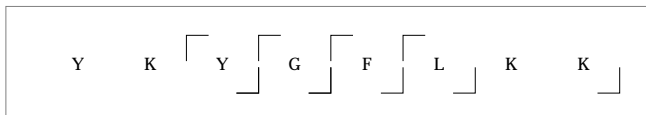
	#	b	b*	#	y	y*	P	P*
Y	1	✓						✓
T	2			6	✓	✓		
S	3	✓	✓	5	✓	✓		
N	4		✓	4	✓			
D	5		✓	3	✓			
Q	6	✓	✓	2	✓			
R	7		✓	1				



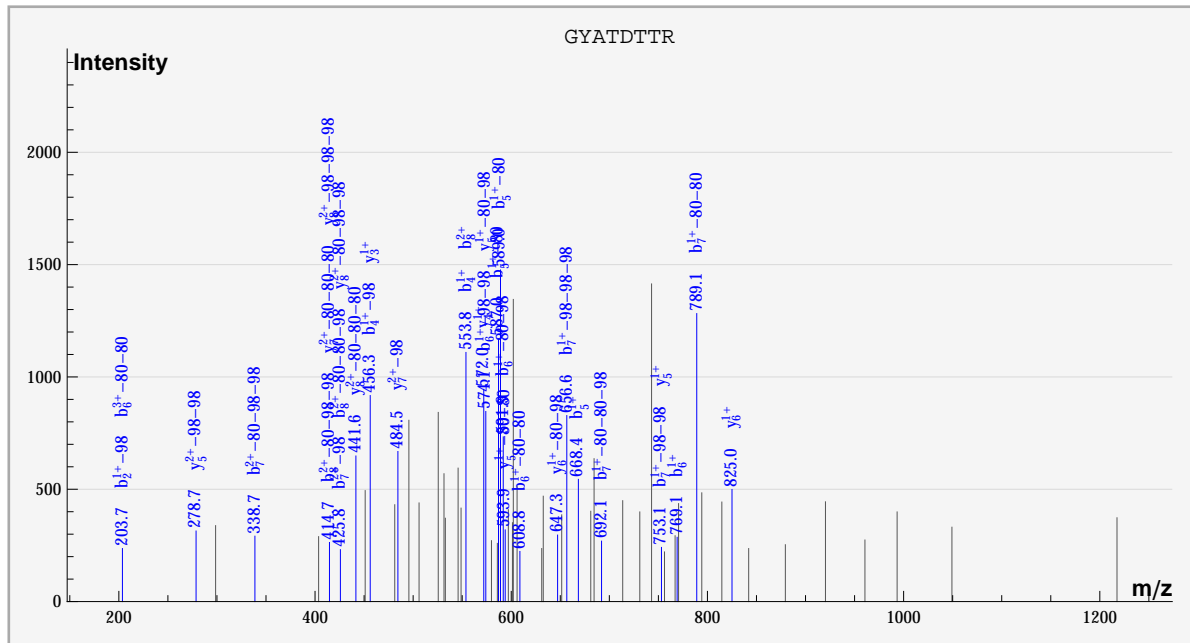
dbValid true YKYGFLKK PHOS(1) 2. 564. -0.211548 5.03036 100. ? 2406.  
 S\_Acido\_new%gi|68567645|gb|AAY80574.1| YKYGFLKK%:PHOS:::sample\_3%compd\_1034



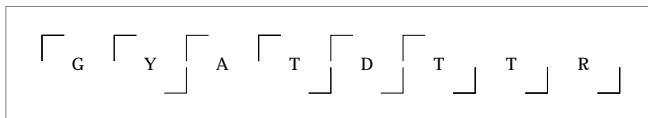
	#	b	b*	#	y	y*	P	P*
Y	1							
K	2			7				
Y	3	✓		6	✓			
G	4	✓		5	✓			
F	5		✓	4	✓			
L	6	✓	✓	3	✓			
K	7			2				
K	8	✓	✓	1				



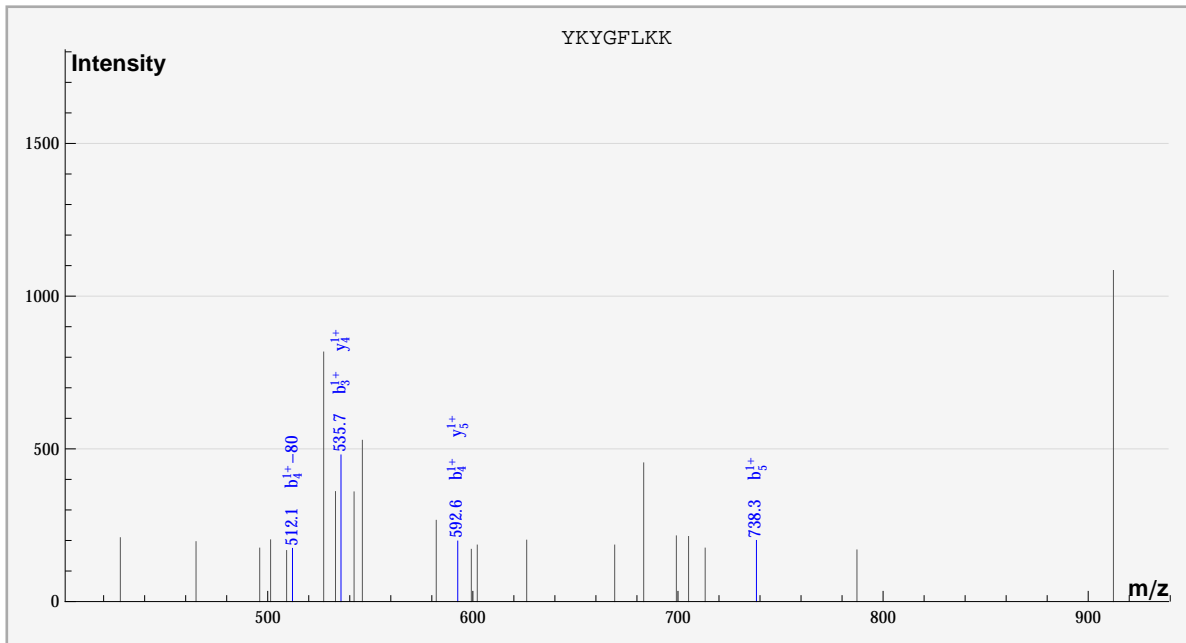
dbValid true GYATDTTR PHOS(3) 2. 564. -1.34149 5.38841 100. ? 3648.  
 S\_Acido\_new%gil68567443|gb|AAY80372.1| GYATDTTR::PHOS::PHOS::PHOS::%sample\_1%compd\_2216



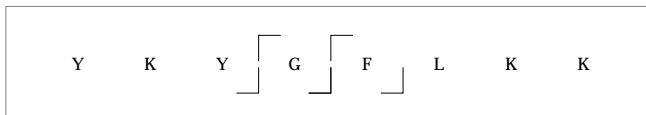
	#	b	b*	#	y	y*	P	P*
G	1							✓
Y	2		✓	7		✓		
A	3			6	✓	✓		
T	4	✓	✓	5	✓	✓		
D	5	✓	✓	4	✓			
T	6	✓	✓	3	✓			
T	7		✓	2				
R	8	✓	✓	1				



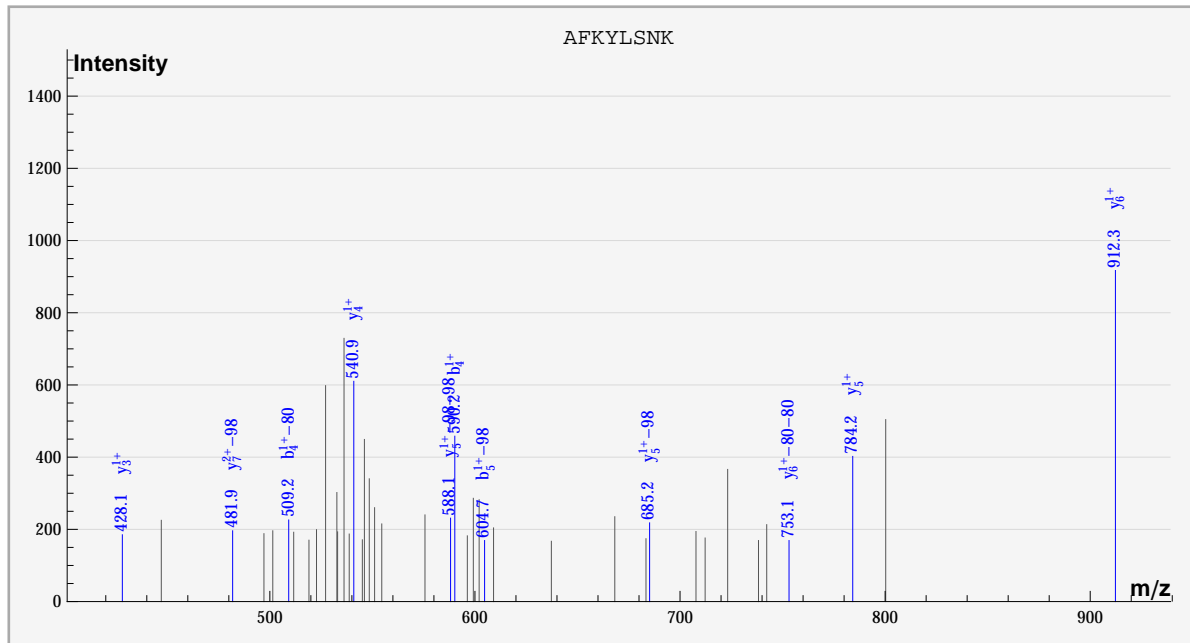
dbValid true YKYGFLKK PHOS(1) 2. 565. -1.21155 5.15455 100. ? 1356.  
 S\_Acido\_new%gi|68567645|gb|AAY80574.1| YKYGFLKK%:PHOS:::sample\_2%cmpd\_118



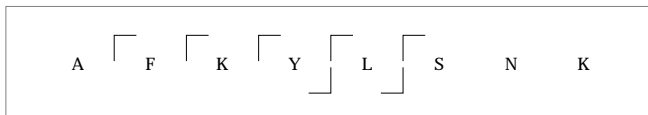
	#	b	b*	#	y	y*	P	P*
Y	1							
K	2			7				
Y	3	✓		6				
G	4	✓	✓	5	✓			
F	5	✓		4	✓			
L	6			3				
K	7			2				
K	8			1				



dbValid true AFKYLSNK PHOS(2) 2. 565. 0.737762 5.13175 100. ? 1500.  
 S\_Acido\_new%gi|68567441|gb|AA80370.1| AFKYLSNK%::::PHOS::PHOS:::sample\_2%compd\_241

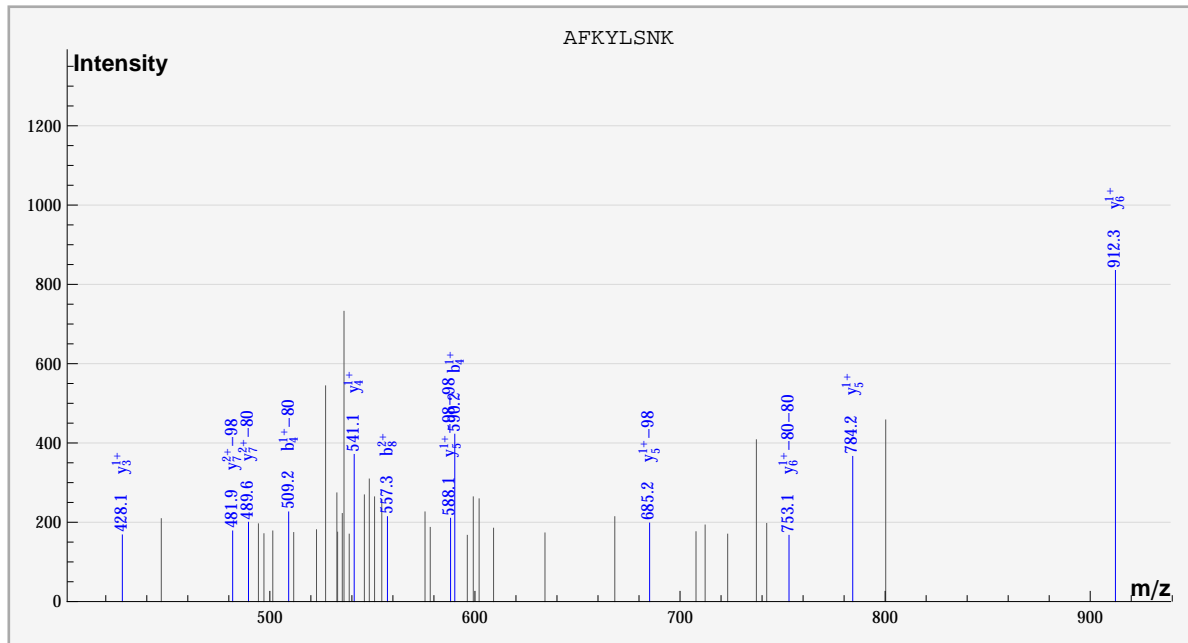


	#	b	b*	#	y	y*	P	P*
A	1							
F	2			7		✓		
K	3			6	✓	✓		
Y	4	✓	✓	5	✓	✓		
L	5		✓	4	✓			
S	6			3	✓			
N	7			2				
K	8			1				

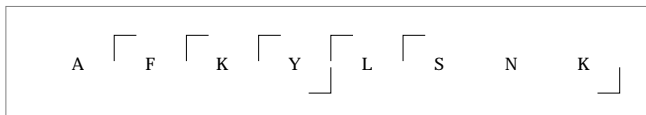




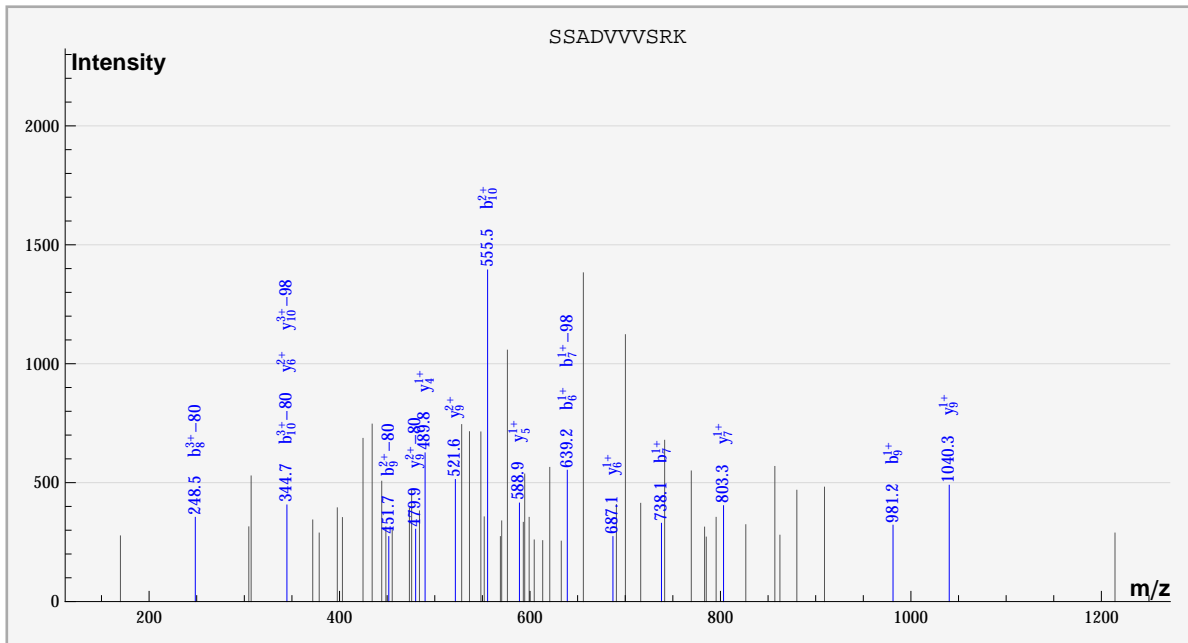
dbValid true AFKYLSNK PHOS(2) 2. 565. 0.737762 5.5624 100. ? 1512.  
 S\_Acido\_new%gi|68567441|gb|AA80370.1| AFKYLSNK%:::PHOS::PHOS:::sample\_2%cmpd\_251



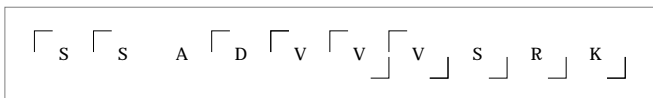
	#	b	b*	#	y	y*	P	P*
A	1							
F	2			7		✓		
K	3			6	✓	✓		
Y	4	✓	✓	5	✓	✓		
L	5			4	✓			
S	6			3	✓			
N	7			2				
K	8	✓		1				



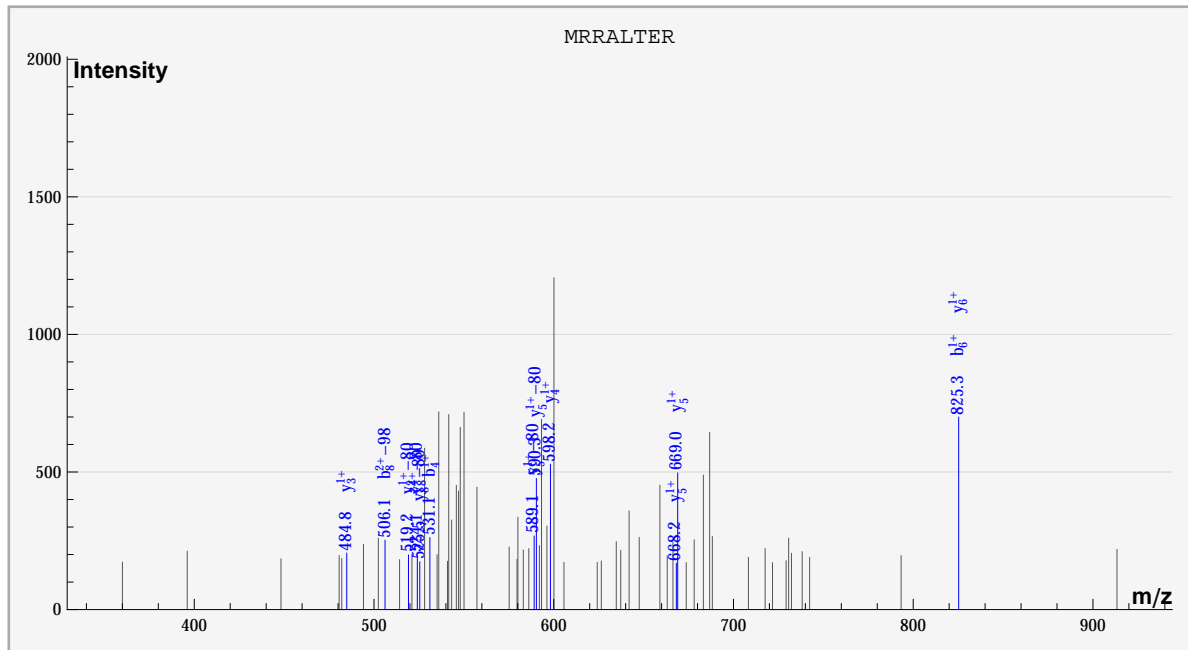
dbValid true SSADVVSRK PHOS(1) 2. 565. -0.723563 6.11215 100. ? 1662.  
 S\_Acido\_new%gi|68568215|gb|AAY81144.1| SSADVVSRK%::PHOS:.....%sample\_1%compd\_397



	#	b	b*	#	y	y*	P	P*
S	1							✓
S	2			9	✓	✓		
A	3			8				
D	4			7	✓			
V	5			6	✓			
V	6	✓		5	✓			
V	7	✓	✓	4	✓			
S	8		✓	3				
R	9	✓	✓	2				
K	10	✓	✓	1				



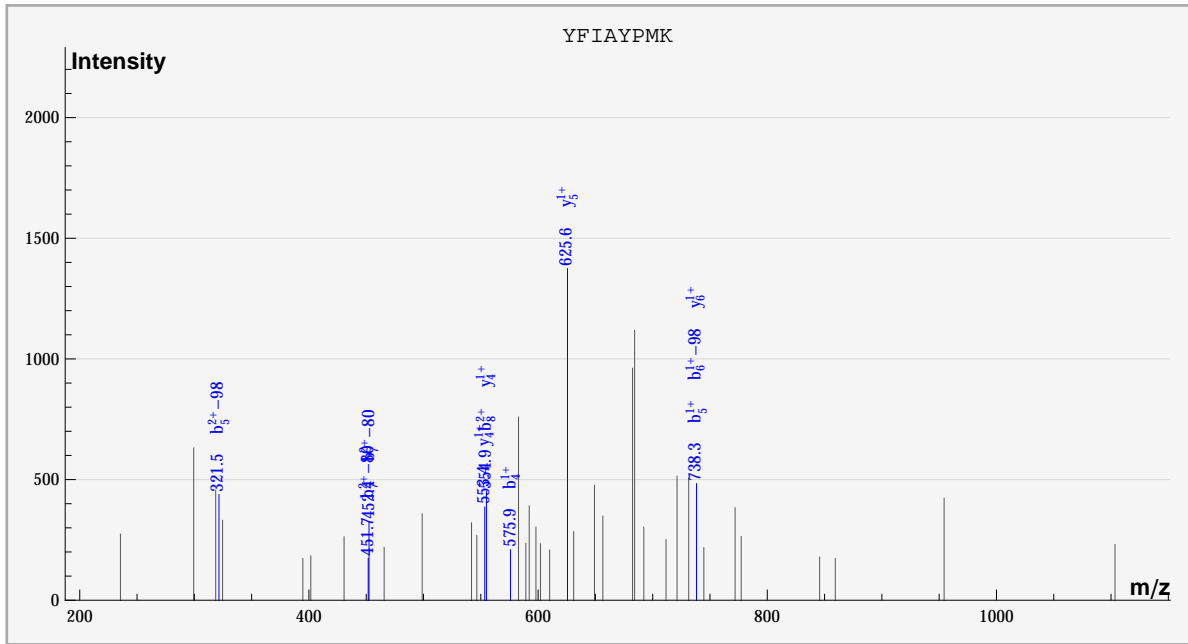
dbValid true MRRALTER Oxidation\_M(1),PHOS(1) 2. 565. -0.229203 5.01123 100. ? 1704.  
 S\_Acido\_new%gil68567679|gb|AAY80608.1| MRRALTER%:Oxidation\_M::::PHOS:::%sample\_2%cmpd\_415



	#	b	b*	#	y	y*	P	P*
M	1							✓
R	2			7				
R	3			6	✓			
A	4	✓		5	✓	✓		
L	5			4	✓	✓		
T	6	✓		3	✓			
E	7			2				
R	8		✓	1				



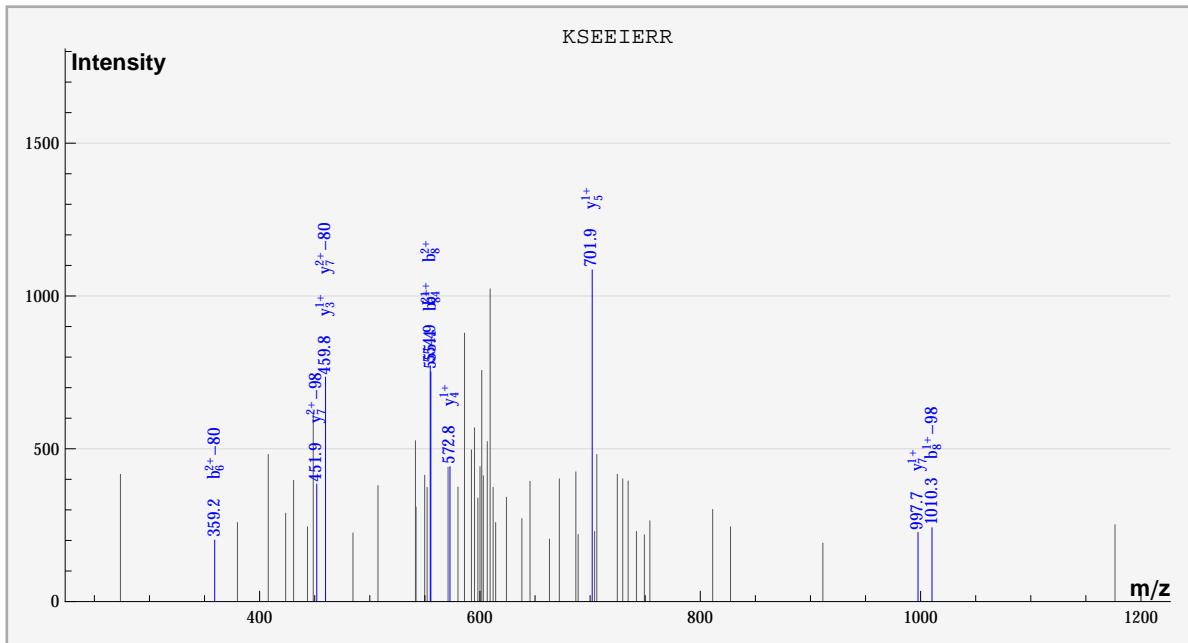
dbValid true YFIAYPMK Oxidation\_M(1),PHOS(1) 2. 565. -0.254608 4.95865 100. ? 1884.  
 S\_Acido\_new%gil68566513|gb|AAY79442.1| YFIAYPMK%:PHOS:::Oxidation\_M:::sample\_1%compd\_562



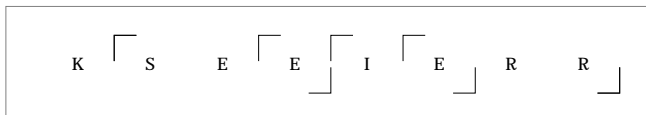
	#	b	b*	#	y	y*	P	P*
Y	1							
F	2			7				
I	3			6	✓			
A	4	✓		5	✓			
Y	5	✓	✓	4	✓			
P	6		✓	3				
M	7		✓	2				
K	8	✓		1				



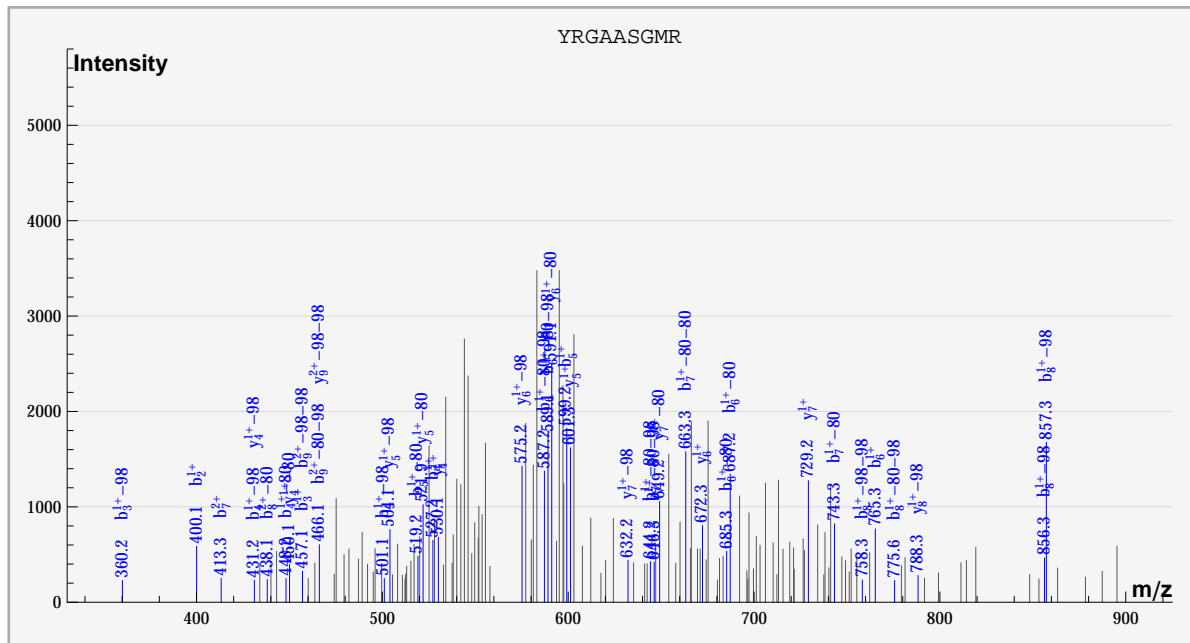
dbValid true KSEEIERR PHOS(1) 2. 565. -1.23376 5.21225 100. ? 1986.  
 S\_Acido\_new%gi|68567219|gb|AAY80148.1| KSEEIERR%::PHOS:::sample\_1%compd\_695



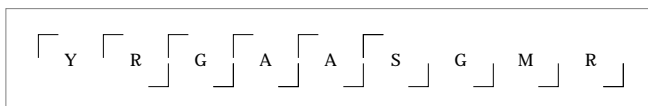
	#	b	b*	#	y	y*	P	P*
K	1							
S	2			7	✓	✓		
E	3			6				
E	4	✓		5	✓			
I	5			4	✓			
E	6		✓	3	✓			
R	7			2				
R	8	✓	✓	1				



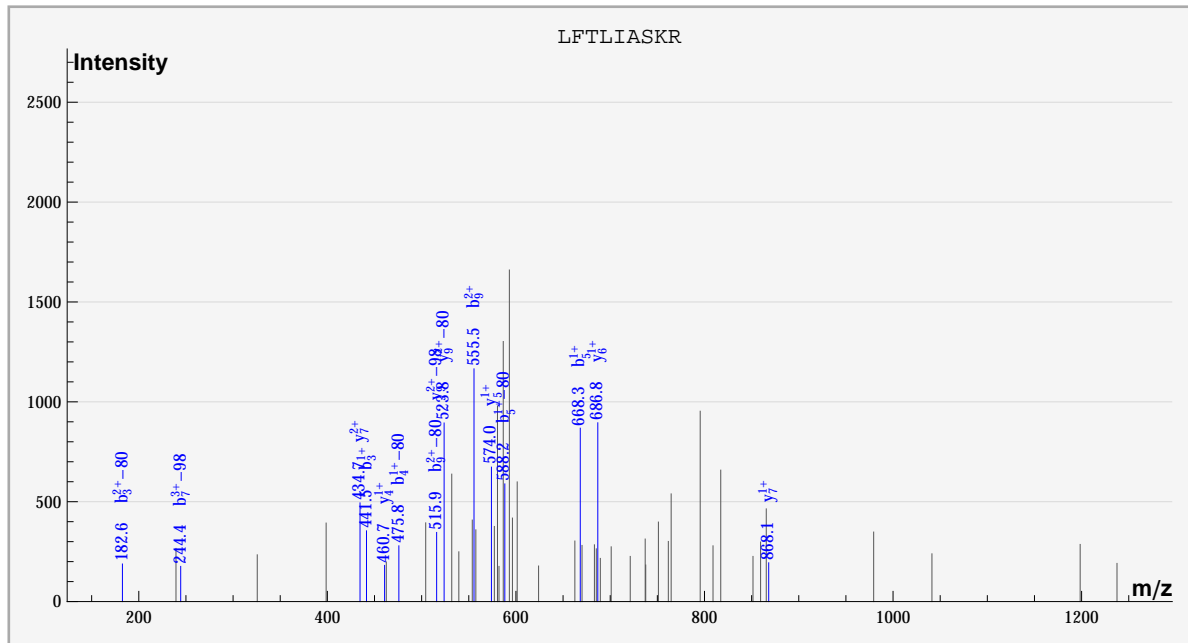
dbValid true YRGAASGMR PHOS(2) 2. 565. -0.293528 5.22408 100. ? 2052.  
 S\_Acido\_new%gi|68568476|gb|AAy81405.1| YRGAASGMR%:PHOS:::PHOS:::%sample\_2%cmpd\_712



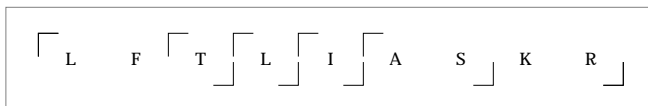
	#	b	b*	#	y	y*	P	P*
Y	1							✓
R	2	✓		8		✓		
G	3	✓	✓	7	✓	✓		
A	4	✓	✓	6	✓	✓		
A	5	✓	✓	5	✓	✓		
S	6	✓	✓	4	✓	✓		
G	7	✓	✓	3				
M	8		✓	2				
R	9		✓	1				



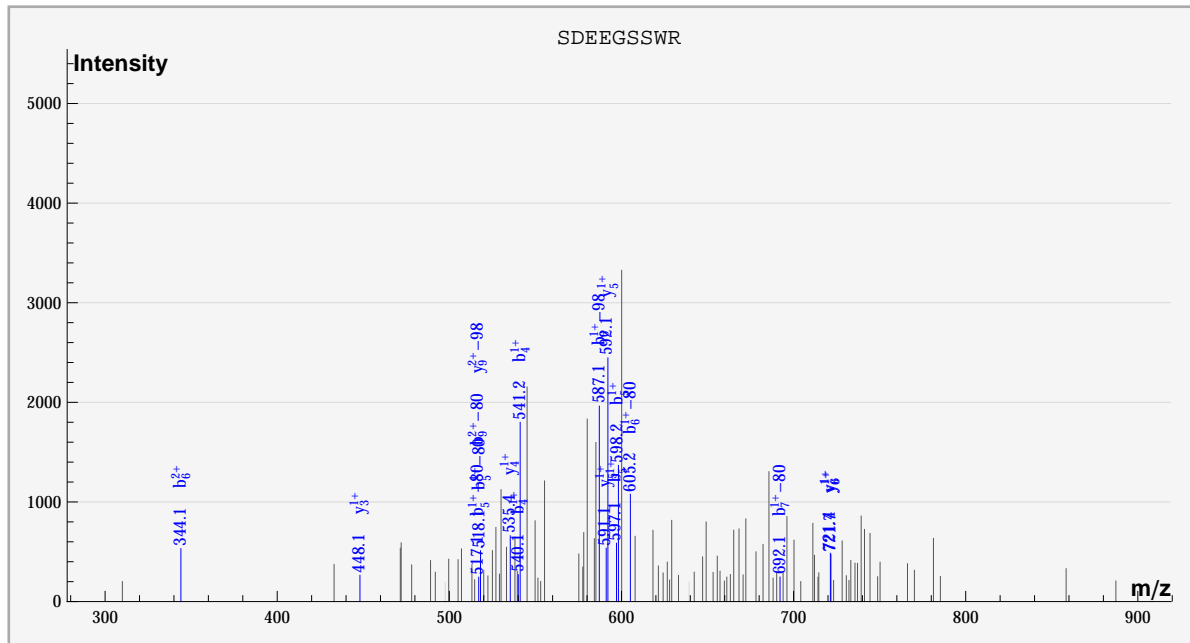
dbValid true LFTLIASKR PHOS(1) 2. 565. -0.187543 4.96736 100. ? 2052.  
 S\_Acido\_new%gi|68568251|gb|AAY81180.1| LFTLIASKR%:::PHOS:::sample\_1%cmpd\_709



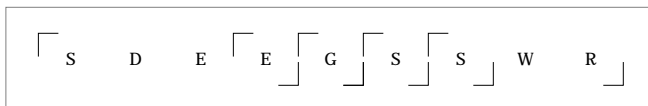
	#	b	b*	#	y	y*	P	P*
L	1							✓
F	2			8				
T	3	✓	✓	7	✓			
L	4		✓	6	✓			
I	5	✓	✓	5	✓			
A	6			4	✓			
S	7		✓	3				
K	8			2				
R	9	✓	✓	1				



dbValid true SDEEGSSWR PHOS(1) 2. 565. 1.70076 4.93712 100. ? 2748.  
 S\_Acido\_new%gii68566803|gb|AAY79732.1| SDEEGSSWR%:PHOS:::sample\_2%cmpd\_1303

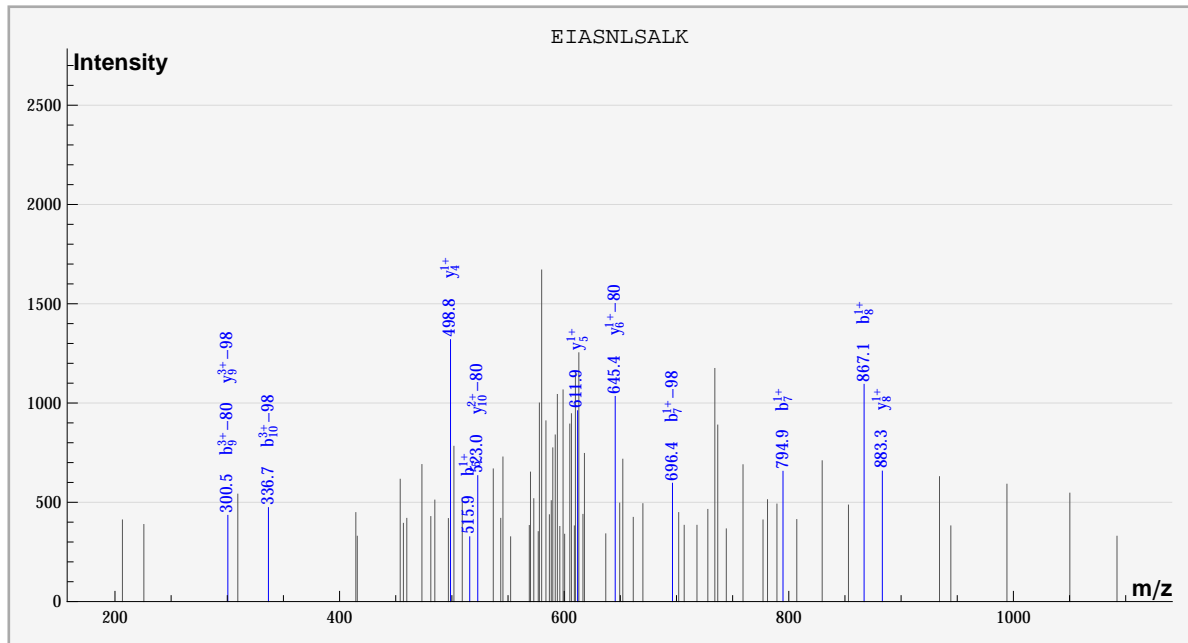


	#	b	b*	#	y	y*	P	P*
S	1							✓
D	2			8				
E	3			7				
E	4	✓		6	✓			
G	5	✓	✓	5	✓			
S	6	✓	✓	4	✓			
S	7		✓	3	✓			
W	8			2				
R	9		✓	1				





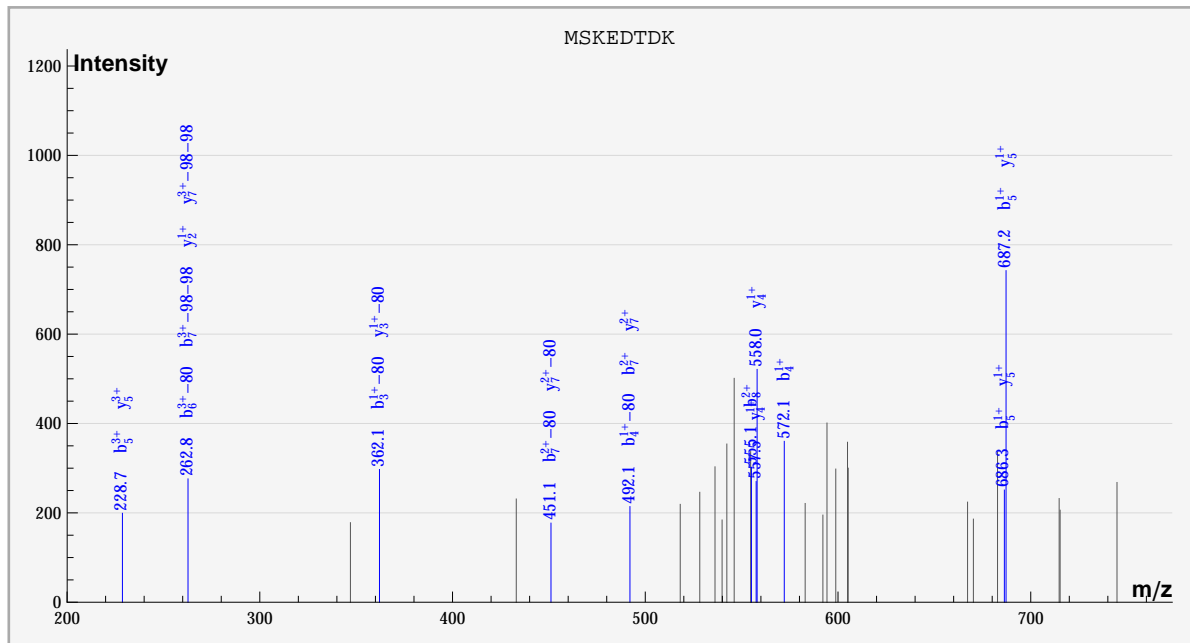
dbValid true EIASNLSALK PHOS(1) 2. 565. -1.71881 5.66623 100. ? 3048.  
 S\_Acido\_new%gi|68568672|gb|AAY81601.1| EIASNLSALK%:::::PHOS::::%sample\_1%cmpd\_1665



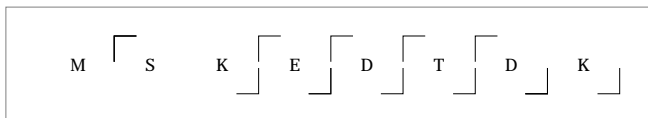
	#	b	b*	#	y	y*	P	P*
E	1							✓
I	2			9		✓		
A	3			8	✓			
S	4			7				
N	5	✓		6		✓		
L	6			5	✓			
S	7	✓	✓	4	✓			
A	8	✓		3				
L	9		✓	2				
K	10		✓	1				

┌ E ─┐ ┌ I ─┐ ┌ A ─┐ S ┌ N ─┐ ┌ L ─┐ ┌ S ─┐ A ─┐ L ─┐ K ─┐

dbValid true MSKEDTDK Oxidation\_M(1),PHOS(2) 2. 565. 0.179612 5.28243 100. ? 3060.  
 S\_Acido\_new%gi|68567299|gb|AAy80228.1| MSKEDTDK%:Oxidation\_M:PHOS:::PHOS:::%sample\_3%cmpd\_1584

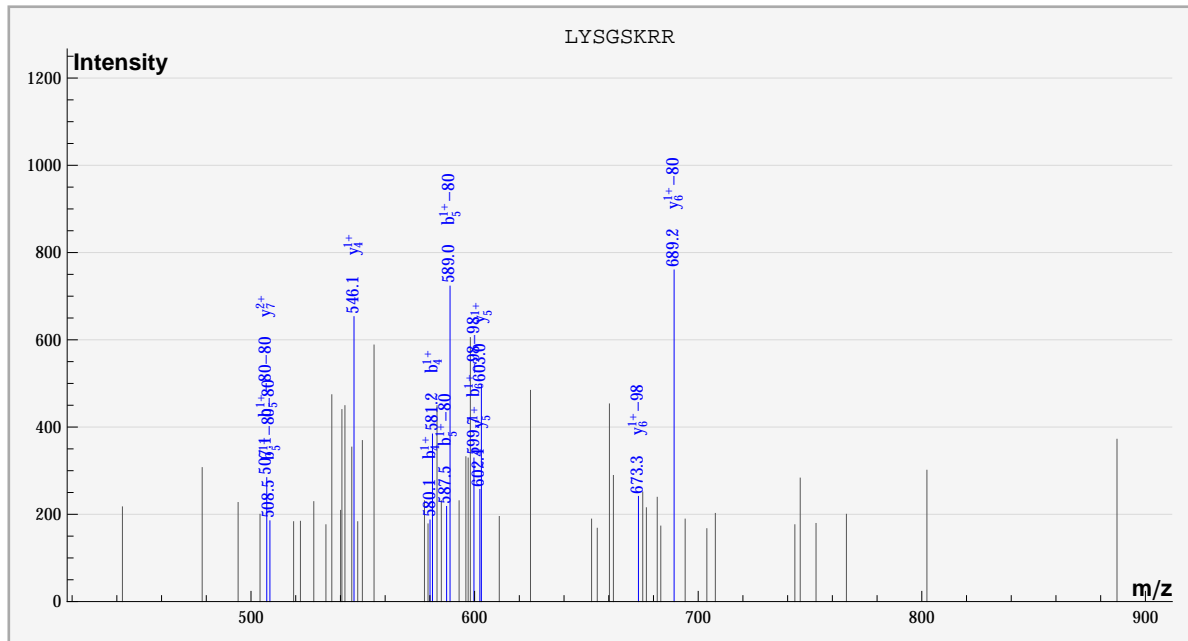


	#	b	b*	#	y	y*	P	P*
M	1							
S	2			7	✓	✓		
K	3		✓	6				
E	4	✓	✓	5	✓			
D	5	✓		4	✓			
T	6		✓	3		✓		
D	7	✓	✓	2	✓			
K	8	✓		1				

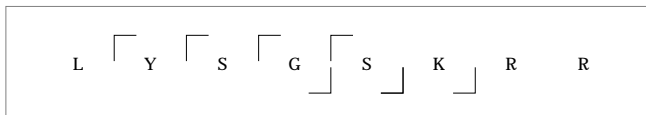


dbValid true LYSGSKRR PHOS(2) 2. 565. -1.25609 5.14479 100. ? 3066.

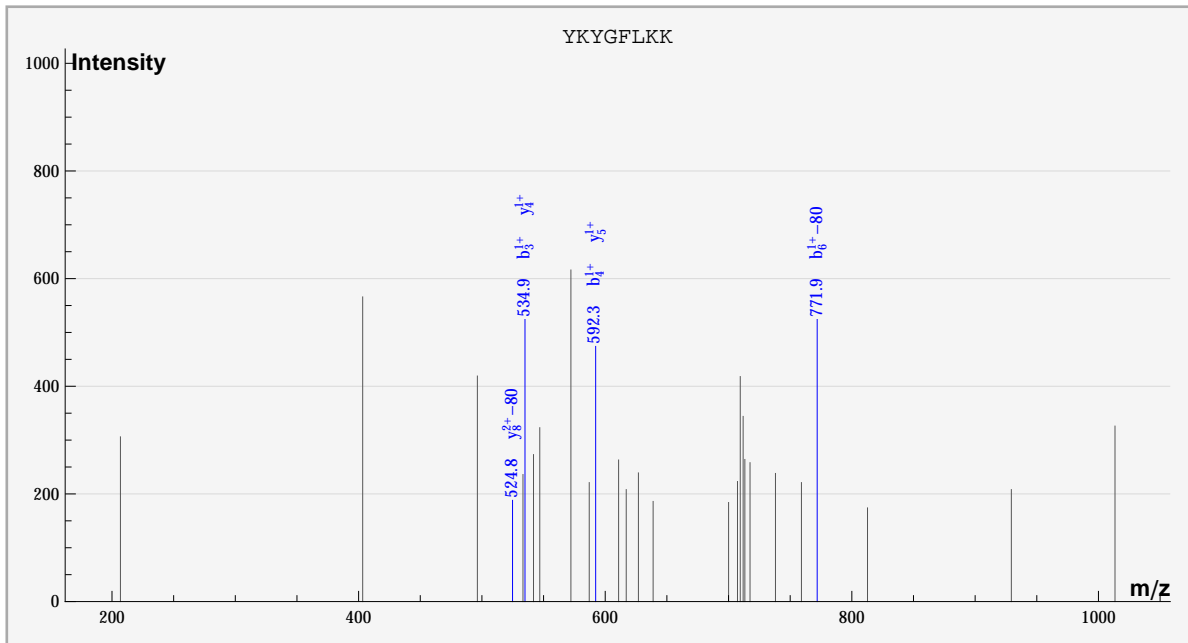
S\_Acido\_new%gi|68567861|gb|AA80790.1| LYSGSKRR%::PHOS:PHOS:::sample\_2%compd\_1564



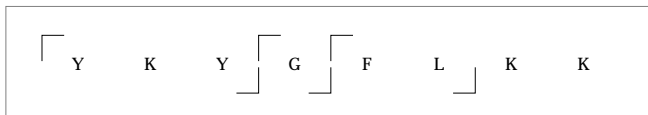
	#	b	b*	#	y	y*	P	P*
L	1							
Y	2			7		✓		
S	3			6		✓		
G	4	✓		5		✓		
S	5		✓	4		✓		
K	6		✓	3				
R	7			2				
R	8			1				



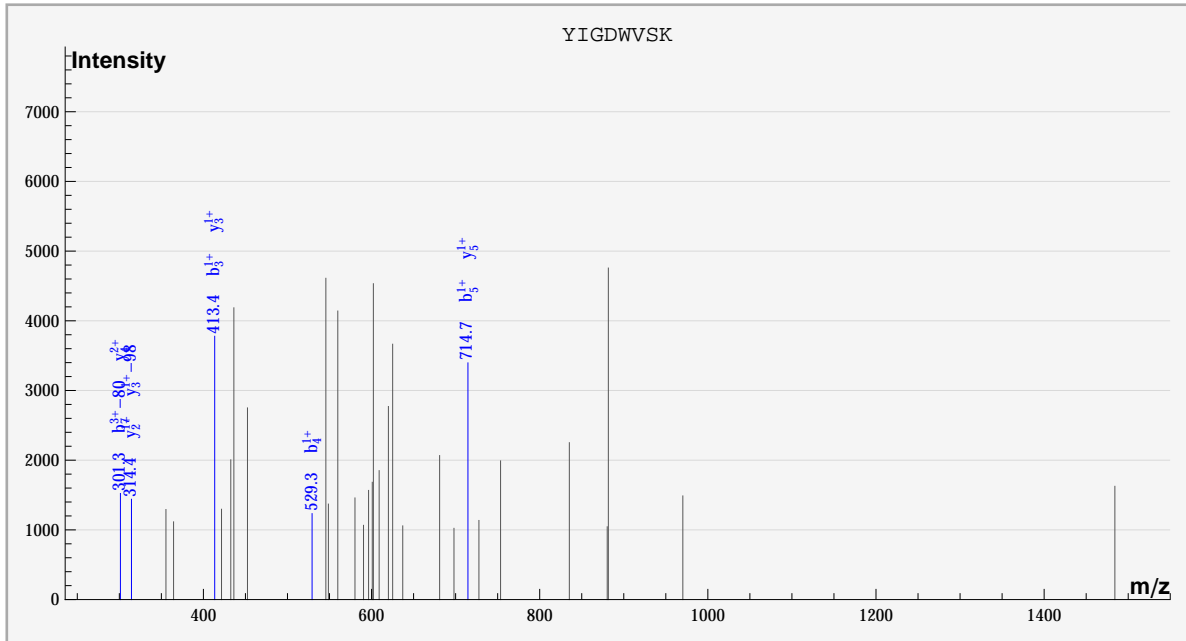
dbValid true YKYGFLKK PHOS(1) 2. 565. -1.21155 5.70114 100. ? 4650.  
 S\_Acido\_new%gi|68567645|gb|AAY80574.1| YKYGFLKK%:PHOS:::sample\_1%cmpd\_3130



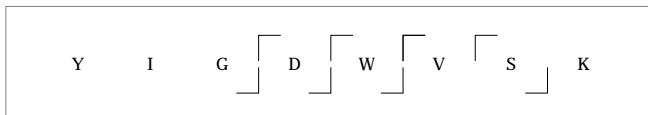
	#	b	b*	#	y	y*	P	P*
Y	1							✓
K	2			7				
Y	3	✓		6				
G	4	✓		5	✓			
F	5			4	✓			
L	6		✓	3				
K	7			2				
K	8			1				



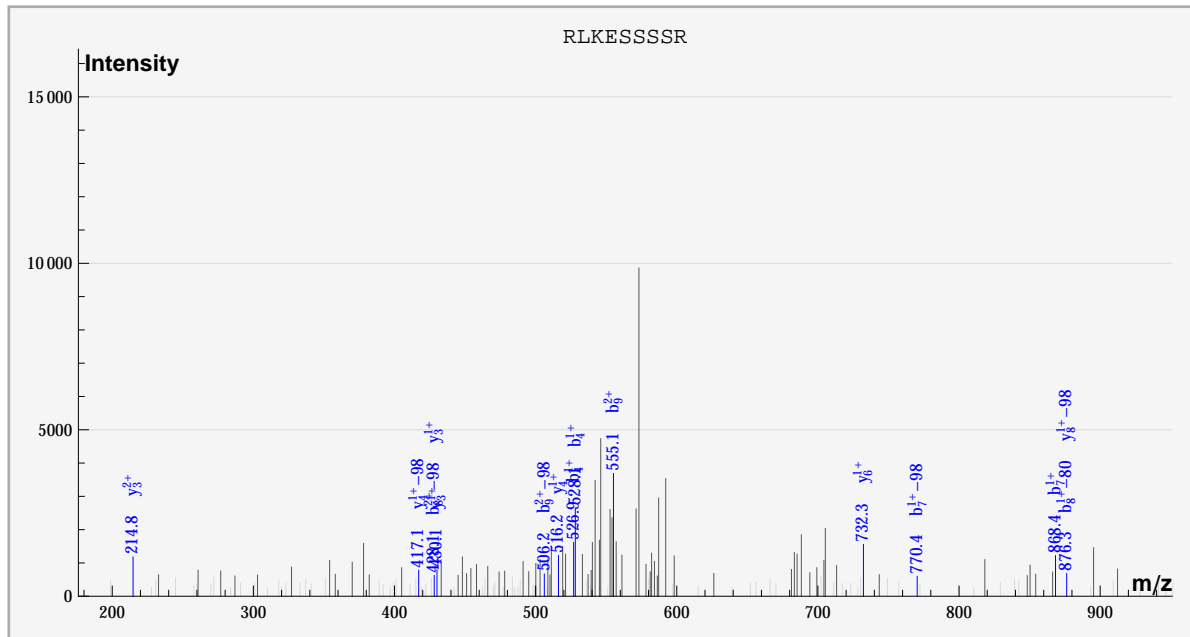
dbValid true YIGDWVSK PHOS(2) 2. 565.18 -0.965883 5.057 100. ? 2676.  
 S\_Acido\_new%gi|68568193|gb|AAY81122.1| YIGDWVSK%:PHOS:::PHOS::%sample\_1%compd\_1370



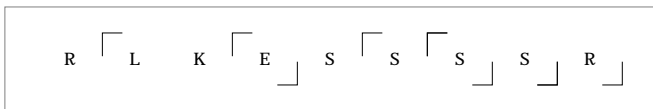
	#	b	b*	#	y	y*	P	P*
Y	1							
I	2			7				
G	3	✓		6				
D	4	✓		5	✓			
W	5	✓		4	✓			
V	6			3	✓	✓		
S	7		✓	2	✓			
K	8			1				



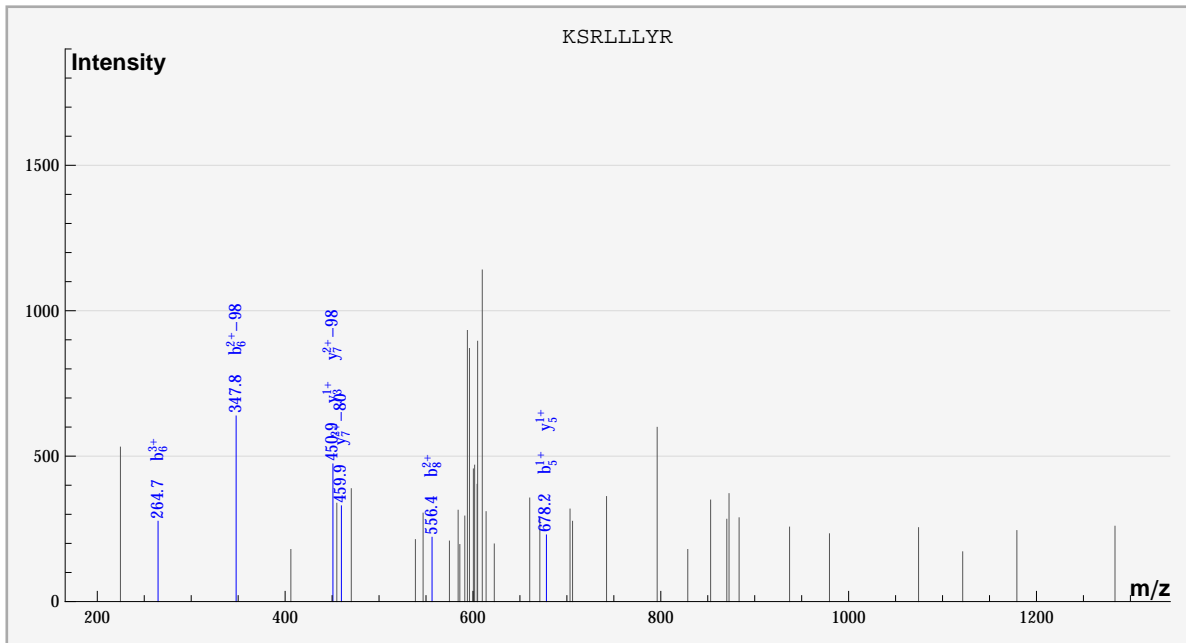
dbValid true RLKESSSSR PHOS(1) 2. 566. -0.728308 5.20256 100. ? 1902.  
 S\_Acido\_new%gi|68567995|gb|AAY80924.1| RLKESSSSR%::::::PHOS:::%sample\_3%cmpd\_597



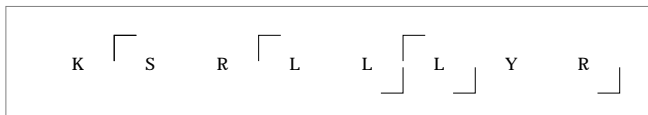
	#	b	b*	#	y	y*	P	P*
R	1							
L	2			8		✓		
K	3			7				
E	4	✓		6		✓		
S	5			5				
S	6			4		✓	✓	
S	7	✓	✓	3		✓		
S	8		✓	2				
R	9	✓	✓	1				



dbValid true KSRLLLYR PHOS(1) 2. 566. -1.18192 4.99097 100. ? 1902.  
 S\_Acido\_new%gi|68567846|gb|AAY80775.1| KSRLLLYR%::PHOS:::sample\_1%compd\_619

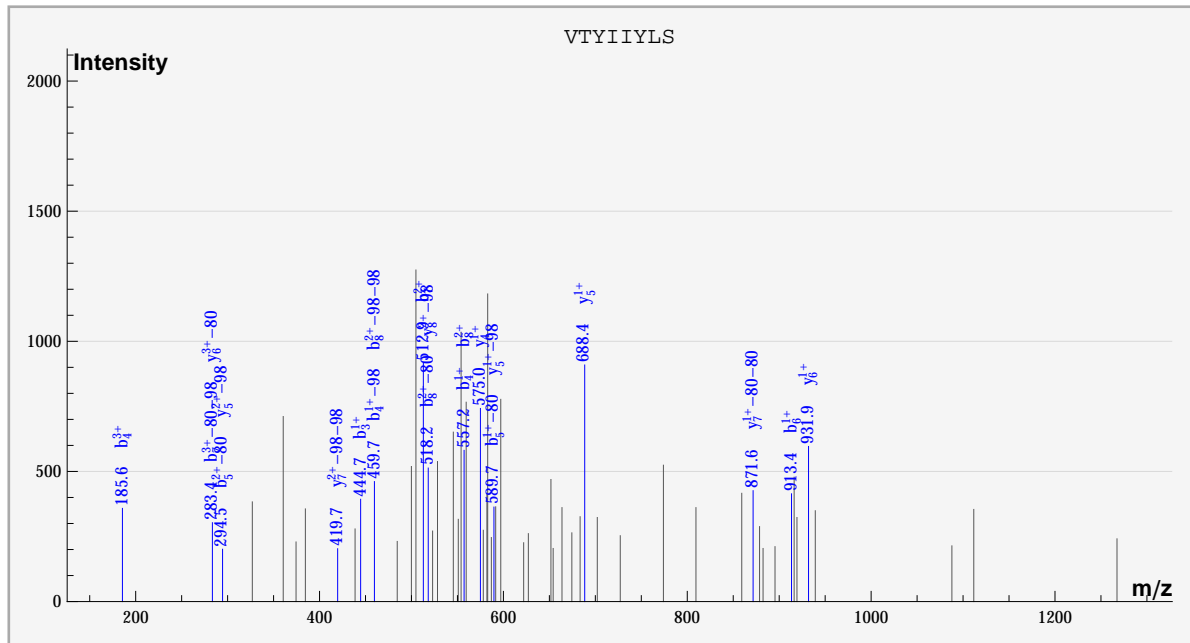


	#	b	b*	#	y	y*	P	P*
K	1							
S	2			7		✓		
R	3			6				
L	4			5		✓		
L	5	✓		4				
L	6	✓	✓	3		✓		
Y	7			2				
R	8	✓		1				

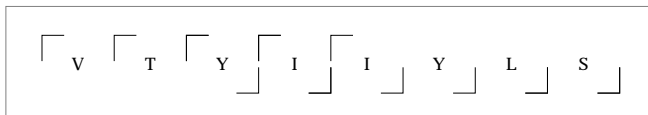


dbValid true VTYIIYLS PHOS(2) 2. 566. 0.242347 5.65986 100. ? 1968.

S\_Acido\_new%gi|68567520|gb|AAV80449.1| VTYIIYLS%:::PHOS:::PHOS:::sample\_1%compd\_636

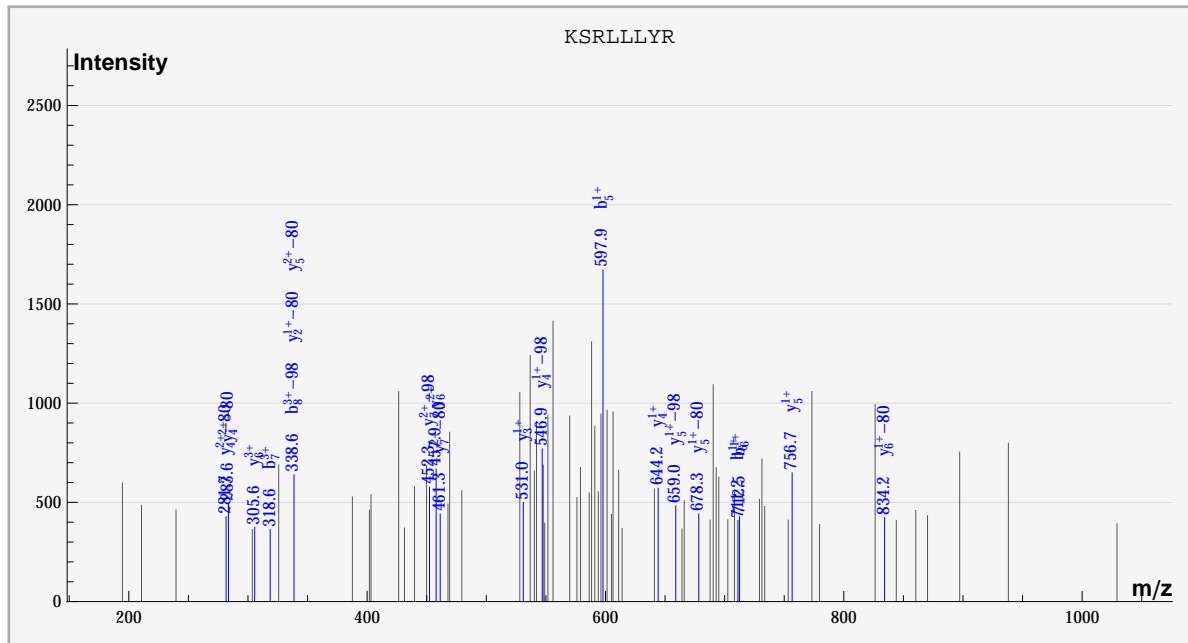


	#	b	b*	#	y	y*	P	P*
V	1							✓
T	2			7		✓		
Y	3	✓		6	✓	✓		
I	4	✓	✓	5	✓	✓		
I	5		✓	4	✓			
Y	6	✓		3				
L	7	✓	✓	2				
S	8	✓	✓	1				

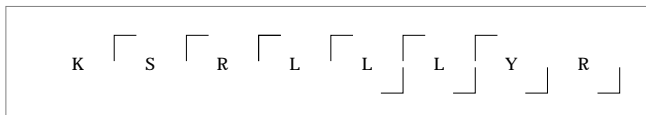




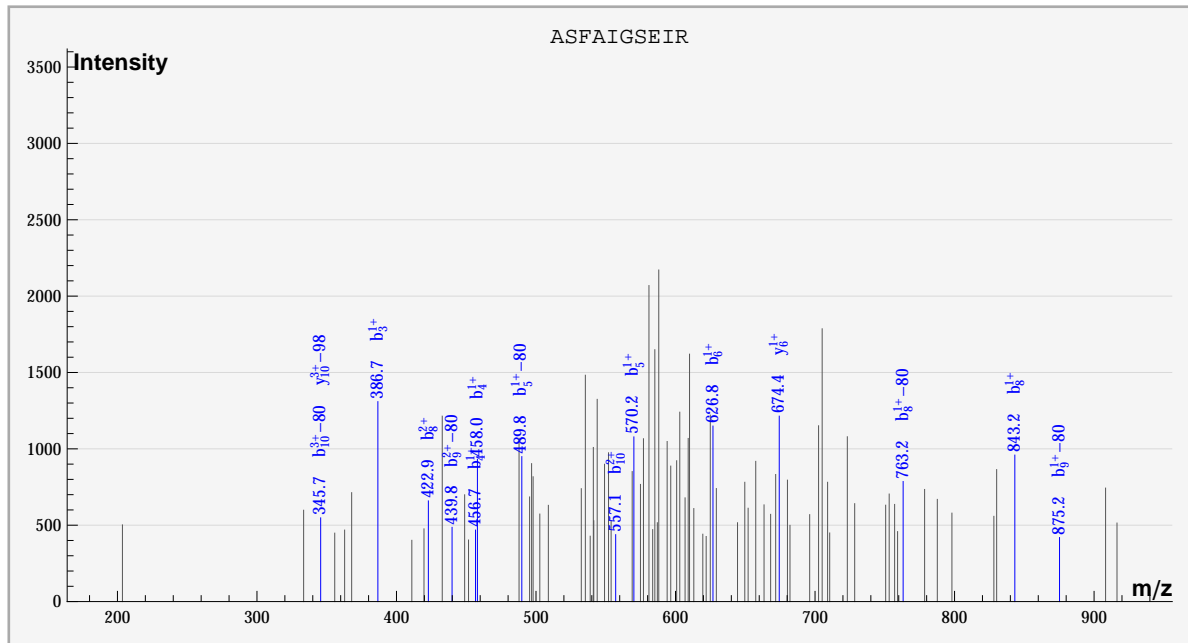
dbValid true KSRLLLYR PHOS(1) 2. 566. -1.18192 5.46628 100. ? 2124.  
 S\_Acido\_new%gi|68567846|gb|AAY80775.1| KSRLLLYR%::::::PHOS::%sample\_1%cmpd\_818



	#	b	b*	#	y	y*	P	P*
K	1							
S	2			7		✓		
R	3			6	✓	✓		
L	4			5	✓	✓		
L	5	✓		4	✓	✓		
L	6	✓		3	✓			
Y	7	✓		2		✓		
R	8		✓	1				



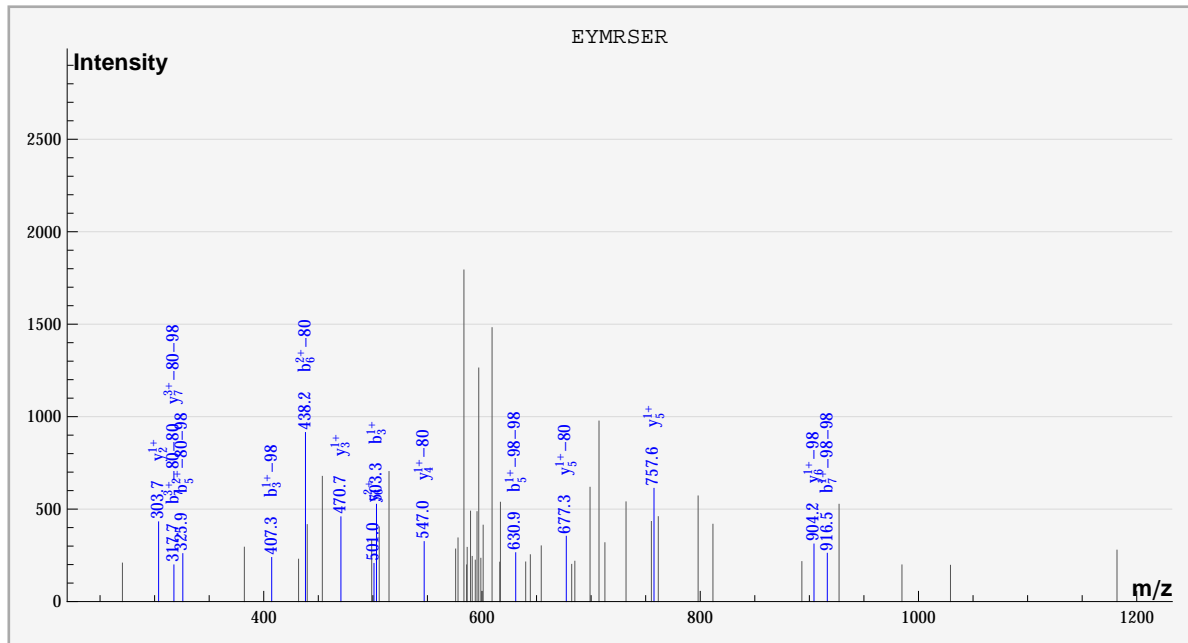
dbValid true ASFAIGSEIR PHOS(1) 2. 566. -0.234298 5.08765 100. ? 2340.  
 S\_Acido\_new%gil68567396|gb|AAY80325.1| ASFAIGSEIR%::PHOS:::sample\_1%cmpd\_1016



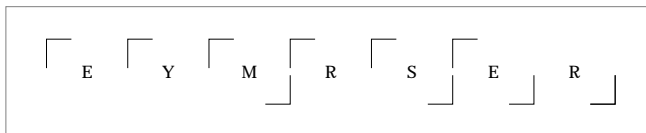
	#	b	b*	#	y	y*	P	P*
A	1							✓
S	2			9				
F	3	✓		8				
A	4	✓		7				
I	5	✓	✓	6	✓			
G	6	✓		5				
S	7			4				
E	8	✓	✓	3				
I	9		✓	2				
R	10	✓	✓	1				

ASFAIGSEIR

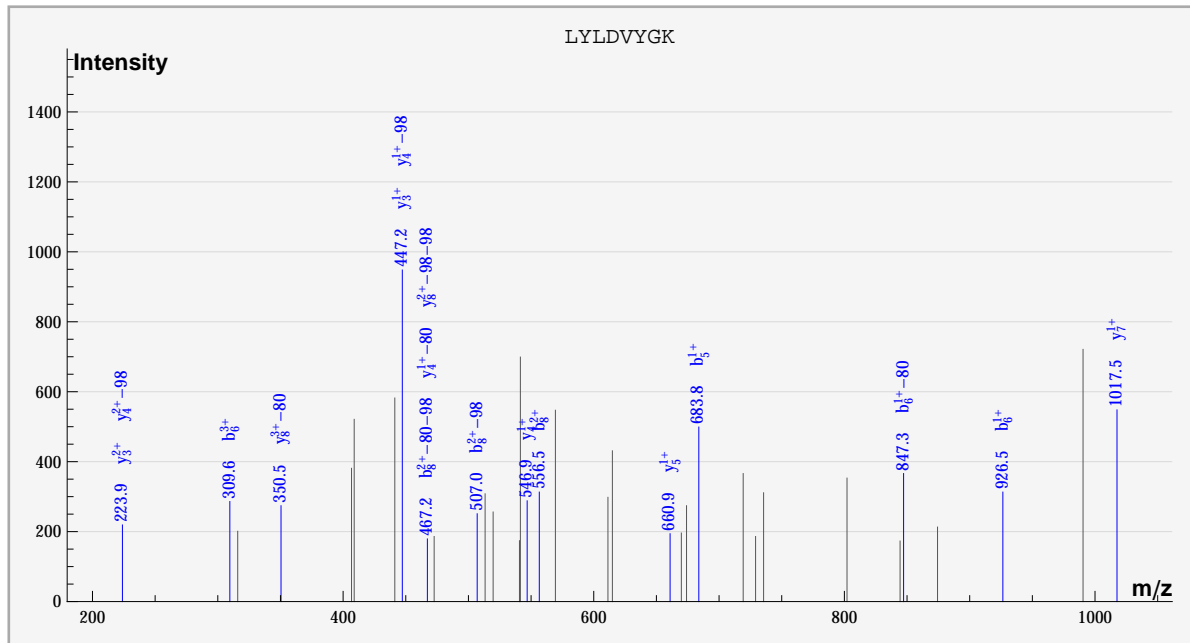
dbValid true EYMRSER PHOS(2) 2. 566. -0.309508 5.1192 100. ? 3480.  
 S\_Acido\_new%gi|68568644|gb|AA81573.1| EYMRSER::PHOS::PHOS::%sample\_1%compd\_2062



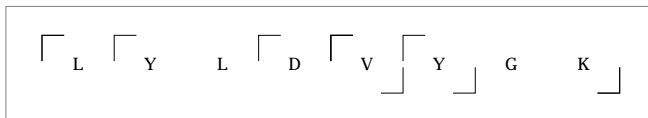
	#	b	b*	#	y	y*	P	P*
E	1							✓
Y	2			6	✓	✓		
M	3	✓	✓	5	✓	✓		
R	4			4		✓		
S	5		✓	3	✓			
E	6		✓	2	✓			
R	7		✓	1				



dbValid true LYLDVYVK PHOS(2) 2. 566. -0.267858 5.31643 100. ? 4482.  
 S\_Acido\_new%gi|68568014|gb|AAY80943.1| LYLDVYVK%::PHOS:::PHOS:::sample\_1%compd\_2977

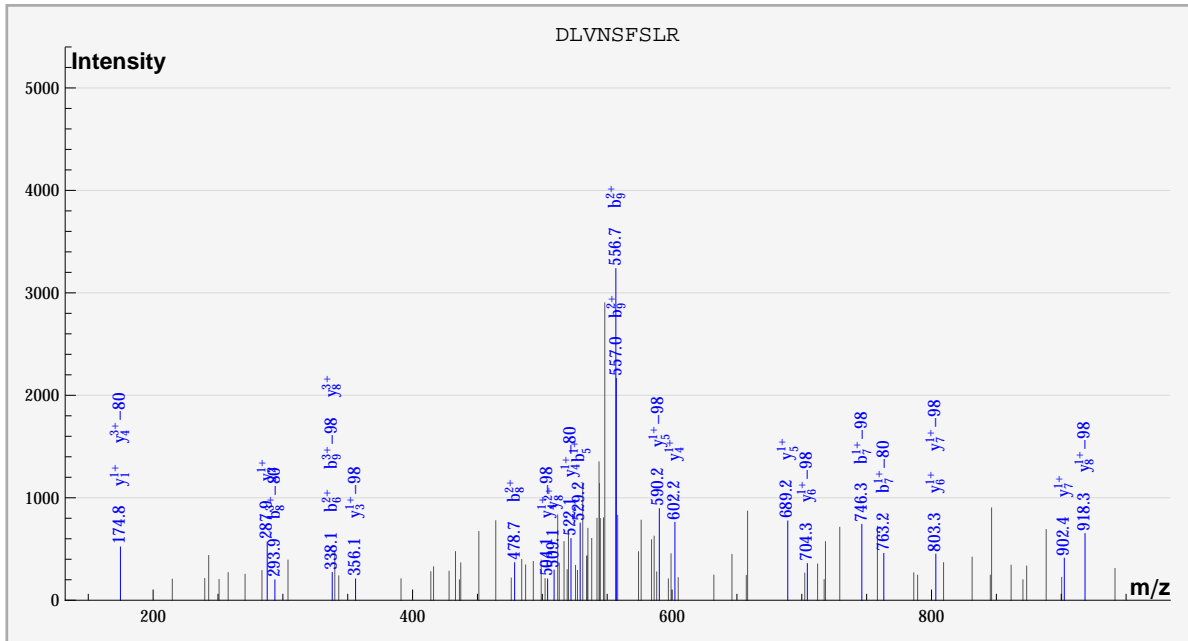


	#	b	b*	#	y	y*	P	P*
L	1							✓
Y	2			7	✓			
L	3			6				
D	4			5	✓			
V	5	✓		4	✓	✓		
Y	6	✓	✓	3	✓			
G	7			2				
K	8	✓	✓	1				

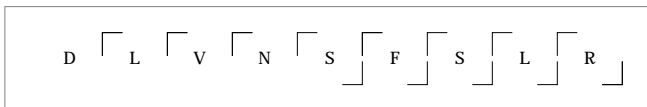


dbValid true DLVNSFSLR PHOS(1) 2. 567. -1.23429 5.05028 100. ? 1536.

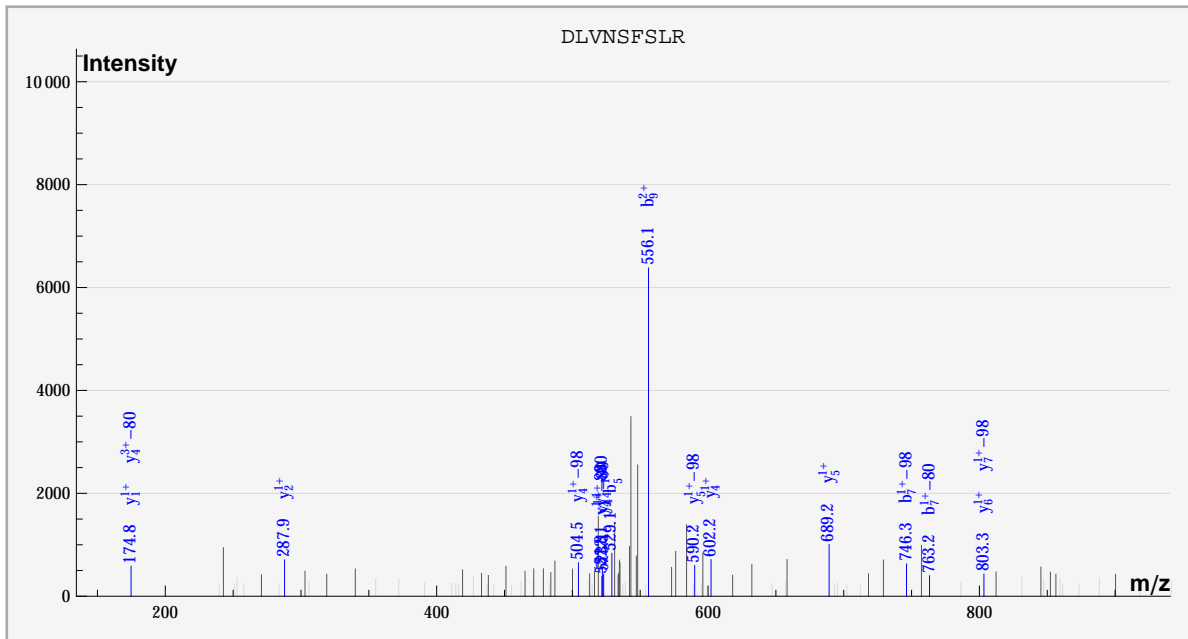
S\_Acido\_new%gi|68566974|gb|AAY79903.1| DLVNSFSLR%:PHOS::%sample\_3%cmpd\_273



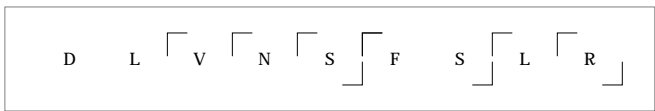
	#	b	b*	#	y	y*	P	P*
D	1							
L	2			8	✓	✓		
V	3			7	✓	✓		
N	4			6	✓	✓		
S	5	✓		5	✓	✓		
F	6	✓		4	✓	✓		
S	7		✓	3		✓		
L	8	✓	✓	2	✓			
R	9	✓	✓	1	✓			



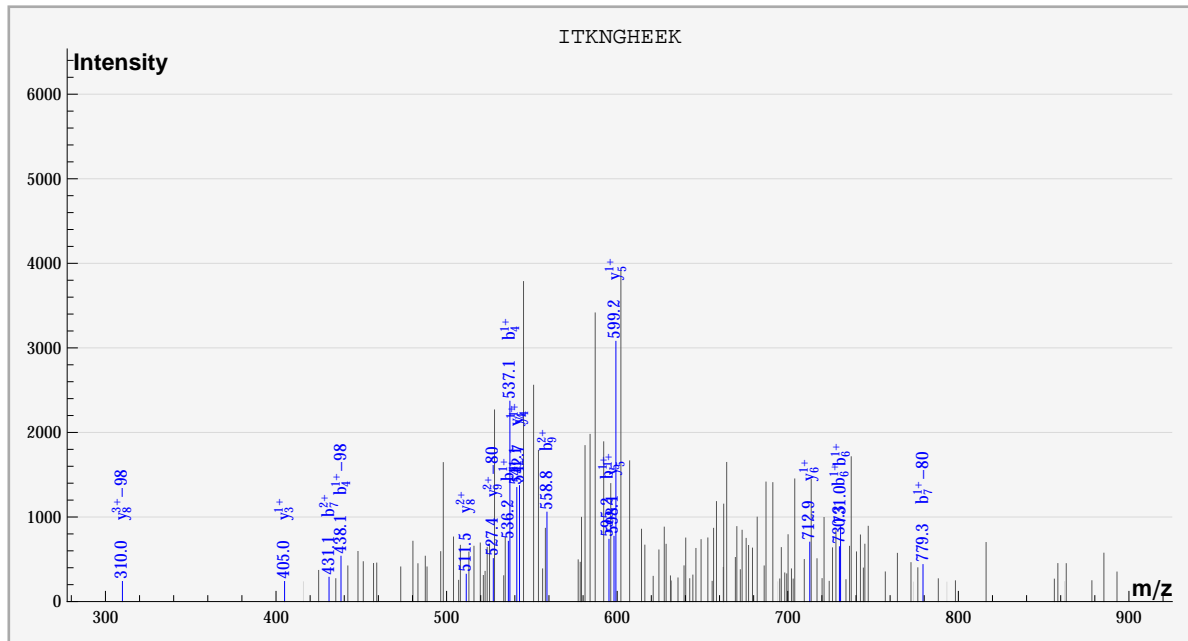
dbValid true DLVNSFSLR PHOS(1) 2. 567. -1.23429 5.07367 100. ? 1584.  
 S\_Acido\_new%gi|68566974|gb|AAY79903.1| DLVNSFSLR%::::::PHOS::%sample\_3%cmpd\_316



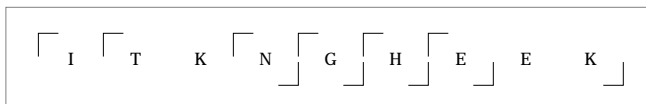
	#	b	b*	#	y	y*	P	P*
D	1							
L	2			8				
V	3			7		✓		
N	4			6	✓			
S	5	✓		5	✓	✓		
F	6			4	✓	✓		
S	7		✓	3				
L	8			2	✓			
R	9	✓		1	✓			



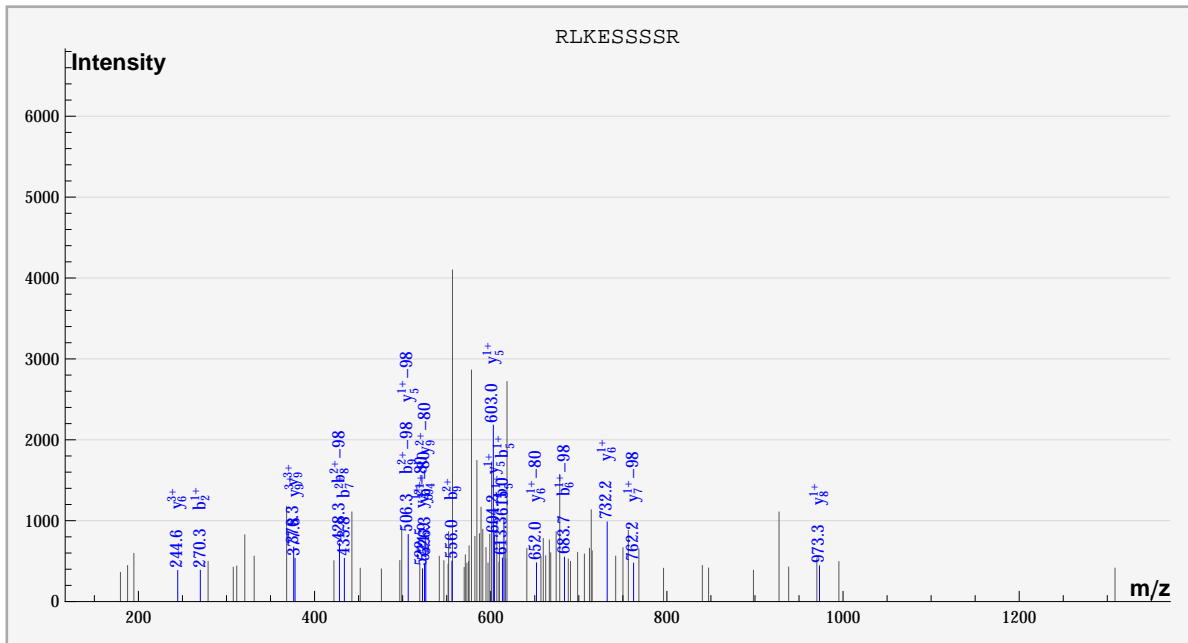
dbValid true ITKNGHEEK PHOS(1) 2. 567. 1.26079 4.90811 100. ? 2016.  
 S\_Acido\_new%gi|68567343|gb|AAV80272.1| ITKNGHEEK%::PHOS:::sample\_2%compd\_682



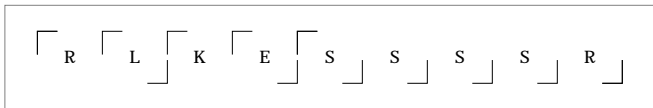
	#	b	b*	#	y	y*	P	P*
I	1							✓
T	2			8	✓	✓		
K	3			7				
N	4	✓	✓	6	✓			
G	5	✓		5	✓			
H	6	✓		4	✓			
E	7	✓	✓	3	✓			
E	8			2				
K	9	✓		1				



dbValid true RLKESSSSR PHOS(1) 2. 567. -1.72831 5.47642 100. ? 3180.  
 S\_Acido\_new%gi|68567995|gb|AAY80924.1| RLKESSSSR%:::::PHOS:::::sample\_1%compd\_1788



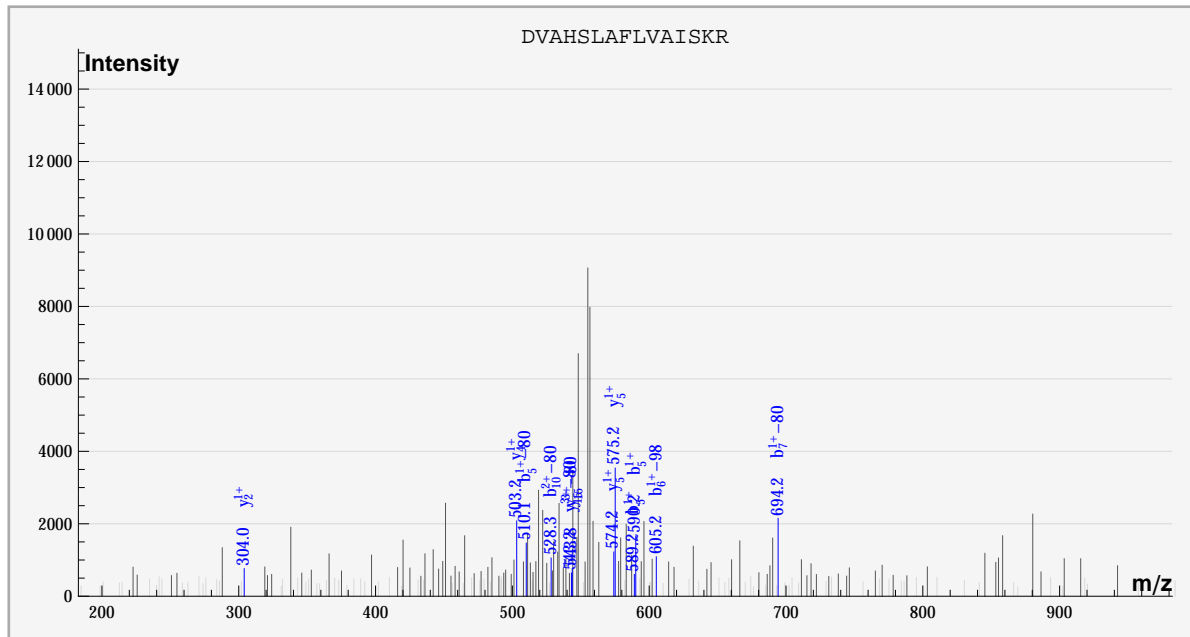
	#	b	b*	#	y	y*	P	P*
R	1						✓	✓
L	2	✓		8	✓			
K	3			7		✓		
E	4	✓		6	✓	✓		
S	5	✓		5	✓	✓		
S	6		✓	4				
S	7	✓		3				
S	8		✓	2				
R	9	✓	✓	1				







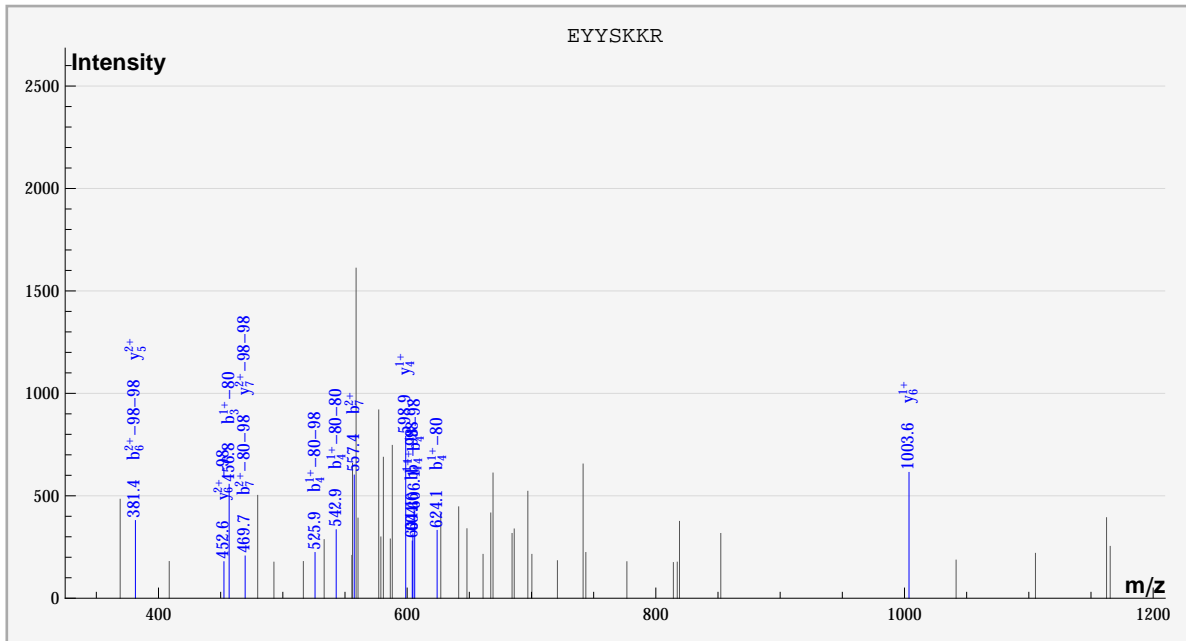
dbValid true DVAHSLAFLVAISKR PHOS(1) 3. 568. 1.63781 5.20606 100. ? 1836.  
 S\_Acido\_new%gi68568440|gb|AAY81369.1| DVAHSLAFLVAISKR%::::PHOS::::::::::%sample\_3%compd\_537



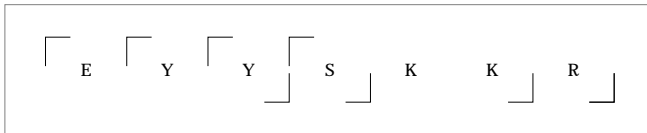
	#	b	b*	#	y	y*	P	P*
D	1							✓
V	2			14				
A	3			13				
H	4			12				
S	5	✓	✓	11				
L	6		✓	10				
A	7		✓	9				
F	8			8				
L	9			7				
V	10		✓	6				
A	11			5	✓			
I	12			4	✓			
S	13			3				
K	14			2	✓			
R	15			1				

[D V A H S ] L ] A ] F L V ] A [ I S [ K R

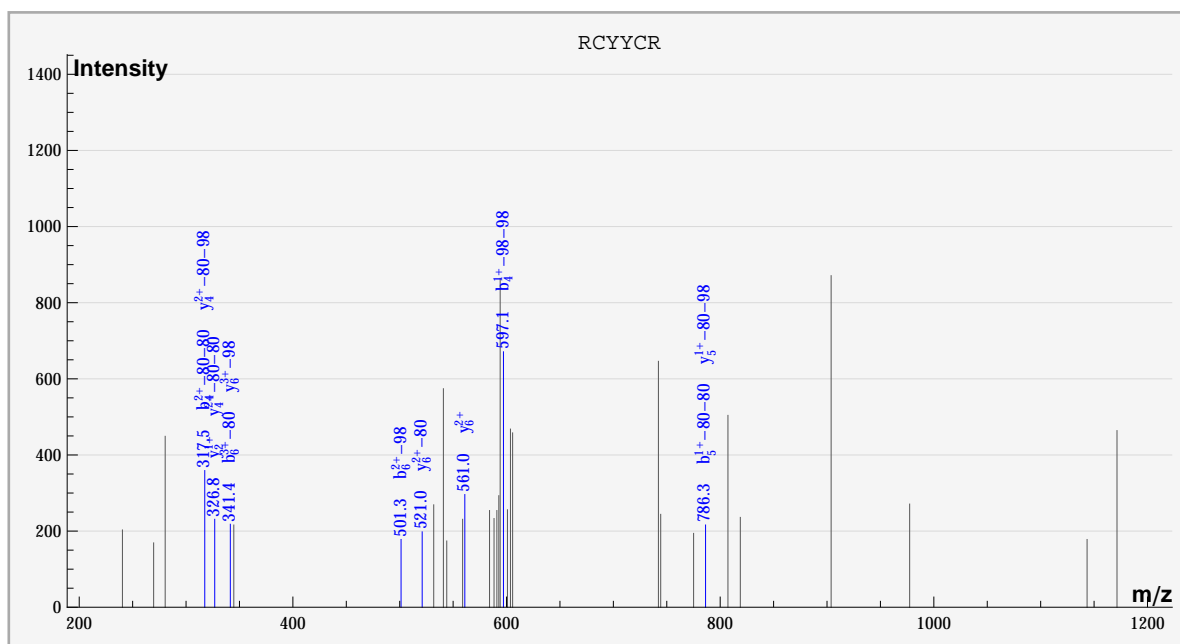
dbValid true EYYSKRR PHOS(2) 2. 568. -0.774978 5.19416 100. ? 2052.  
 S\_Acido\_new%gi|68568117|gb|AA81046.1| EYYSKRR%::PHOS::PHOS:::%sample\_1%compd\_712



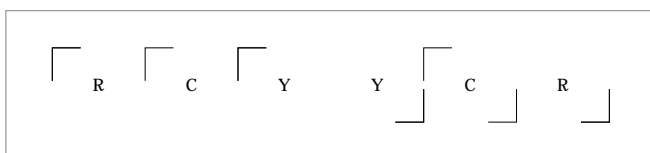
	#	b	b*	#	y	y*	P	P*
E	1							✓
Y	2			6	✓	✓		
Y	3		✓	5	✓			
S	4		✓	4	✓			
K	5			3				
K	6		✓	2				
R	7	✓	✓	1				



dbValid true RCYYCR Cys\_CAM(2),PHOS(2) 2. 569. 0.173957 4.99361 100. ? 1716.  
 S\_Acido\_new%gil68567215|gb|AAY80144.1| RCYYCR%::Cys\_CAM:PHOS:PHOS:Cys\_CAM::%sample\_1%compd\_422

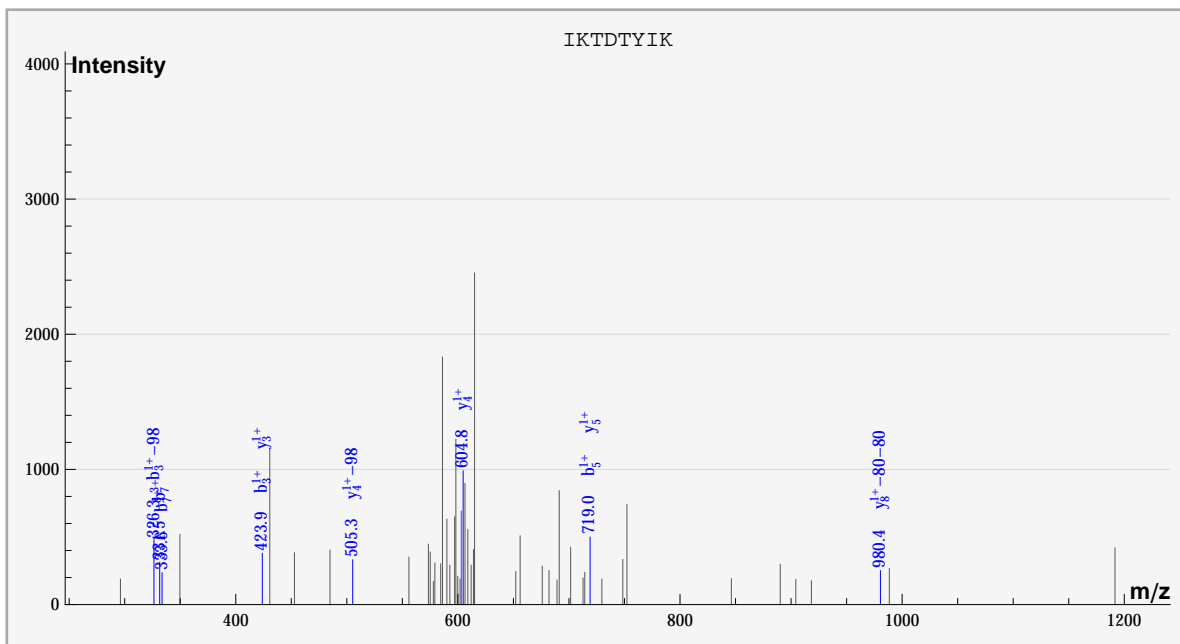


	#	b	b*	#	y	y*	P	P*
R	1						✓	✓
C	2			5		✓		
Y	3			4		✓		
Y	4	✓		3				
C	5	✓		2	✓			
R	6	✓		1				

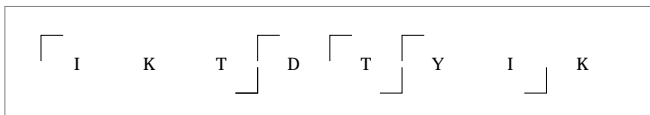


dbValid true IKTDYIK PHOS(2) 2. 570. 1.2507 4.93912 100. ? 2328.

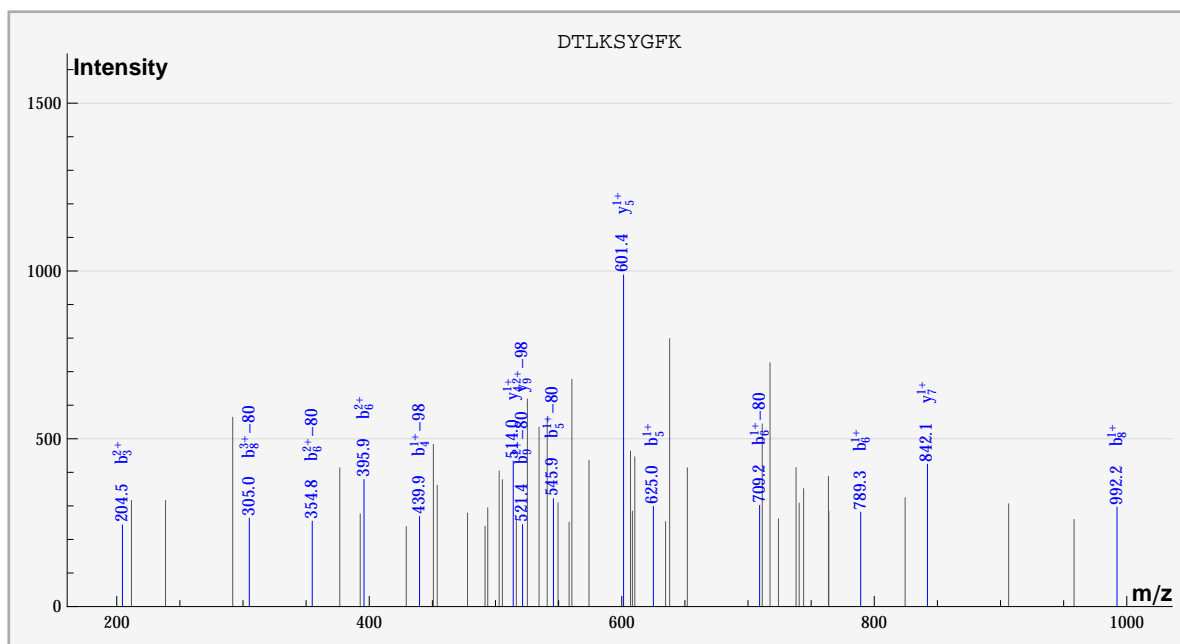
S\_Acido\_new%gil68567576|gb|AAy80505.1| IKTDYIK%:::PHOS::PHOS:::%sample\_0%cmpd\_1001



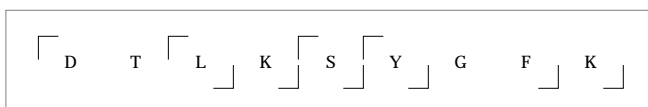
	#	b	b*	#	y	y*	P	P*
I	1							✓
K	2			7				
T	3	✓	✓	6				
D	4			5	✓			
T	5	✓		4	✓	✓		
Y	6			3	✓			
I	7	✓		2				
K	8			1				



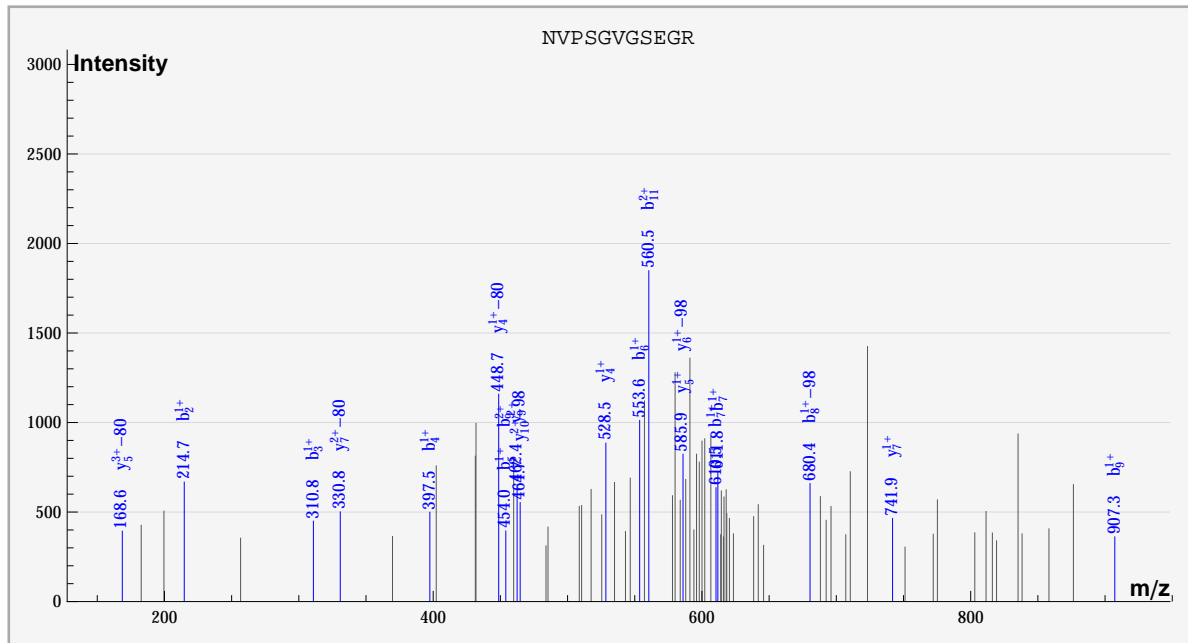
dbValid true DTLKSYGFK PHOS(1) 2. 571. -1.23737 4.95964 100. ? 1698.  
 S\_Acido\_new%gi|68567696|gb|AAY80625.1| DTLKSYGFK%::PHOS:::::sample\_0%cmpd\_428



	#	b	b*	#	y	y*	P	P*
D	1							✓
T	2			8				
L	3	✓		7	✓			
K	4		✓	6				
S	5	✓	✓	5	✓			
Y	6	✓	✓	4	✓			
G	7			3				
F	8	✓	✓	2				
K	9		✓	1				



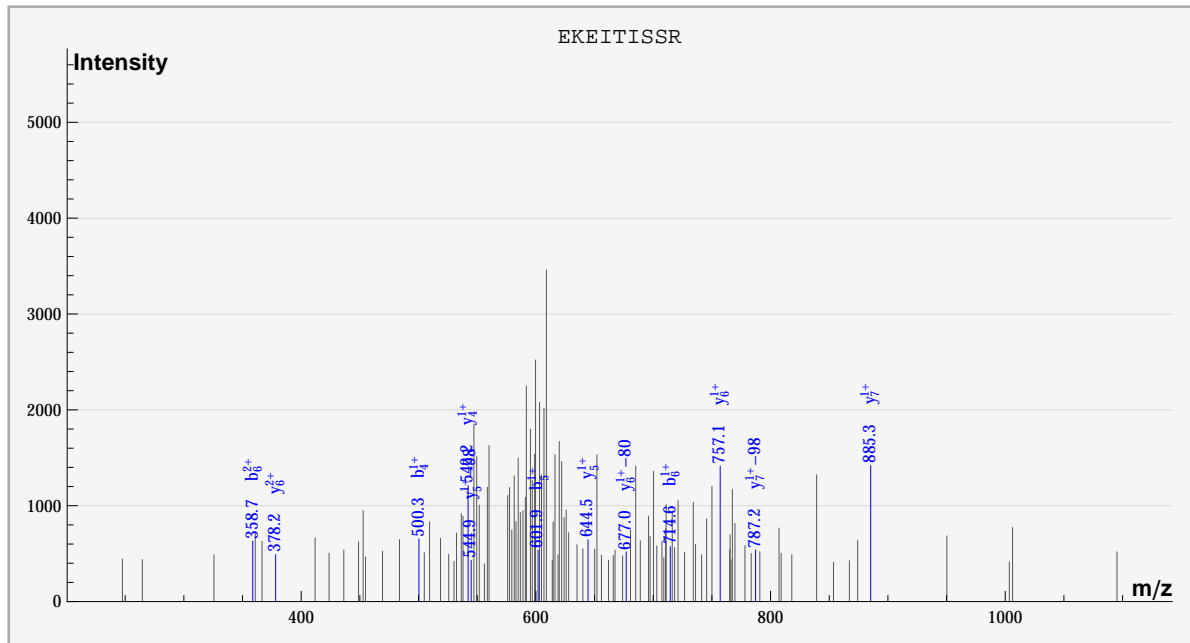
dbValid true NVPSGVGSEGR PHOS(1) 2. 571. -1.25196 4.93686 100. ? 2202.  
 S\_Acido\_new%gi|68567724|gb|AAy80653.1| NVPSGVGSEGR%::::::PHOS:::%sample\_0%compd\_892



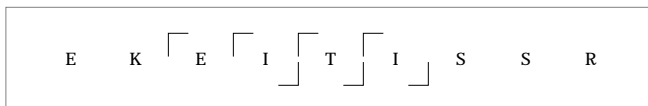
	#	b	b*	#	y	y*	P	P*
N	1							
V	2	✓		10	✓			
P	3	✓		9	✓			
S	4	✓		8				
G	5	✓		7	✓	✓		
V	6	✓		6		✓		
G	7	✓		5	✓	✓		
S	8		✓	4	✓	✓		
E	9	✓		3				
G	10			2				
R	11	✓		1				

N V P S G V G S E G R

dbValid true EKEITISSR PHOS(1) 2. 571. 0.776272 5.27375 100. ? 2880.  
 S\_Acido\_new%gi|68568537|gb|AAY81466.1| EKEITISSR%:::PHOS::%sample\_0%compd\_1510

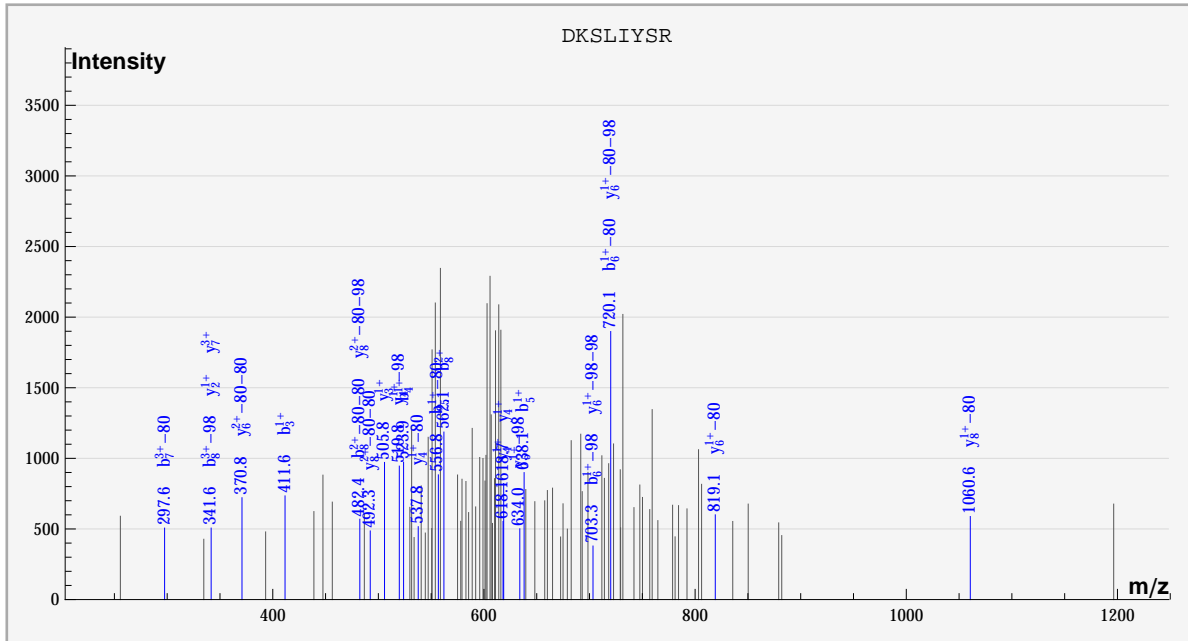


	#	b	b*	#	y	y*	P	P*
E	1							
K	2			8				
E	3			7	✓	✓		
I	4	✓		6	✓	✓		
T	5	✓		5	✓	✓		
I	6	✓		4	✓			
S	7			3				
S	8			2				
R	9			1				

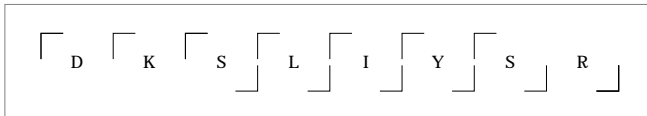




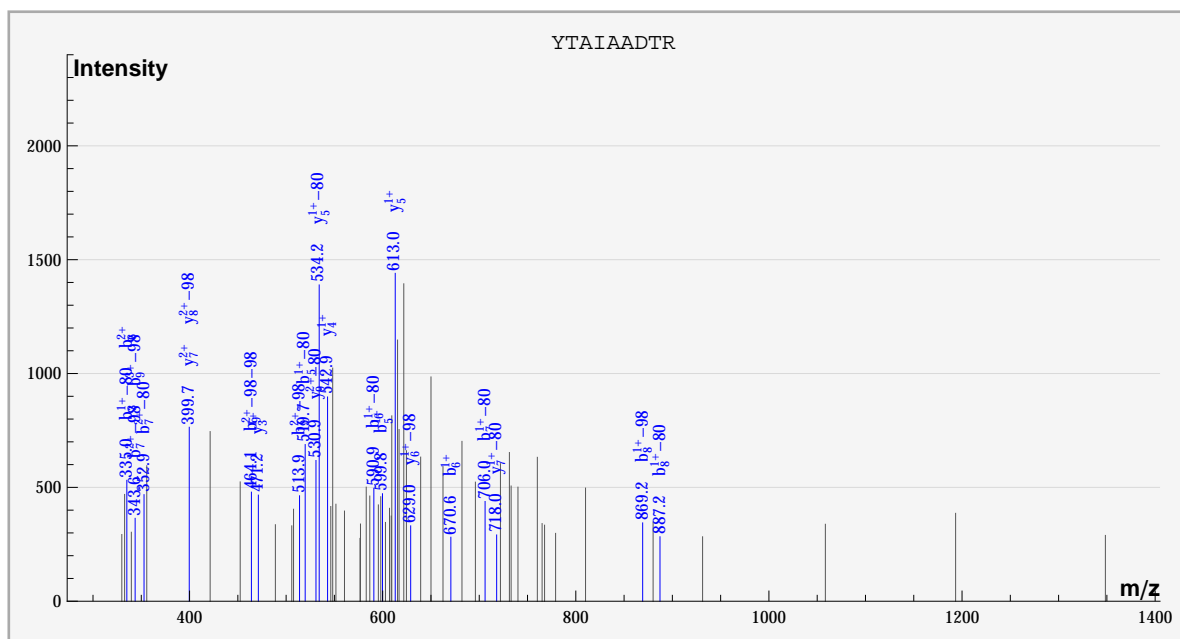
dbValid true DKSLIYSR PHOS(2) 2. 571. 0.238127 5.83442 100. ? 2964.  
 S\_Acido\_new%gi|68567260|gb|AAy80189.1| DKSLIYSR%:::PHOS:::PHOS::%sample\_0%compd\_1587



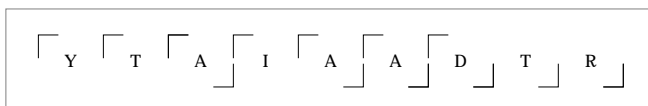
	#	b	b*	#	y	y*	P	P*
D	1							✓
K	2			7	✓			
S	3	✓		6		✓		
L	4	✓		5		✓		
I	5	✓	✓	4	✓	✓		
Y	6		✓	3	✓			
S	7		✓	2	✓			
R	8	✓	✓	1				



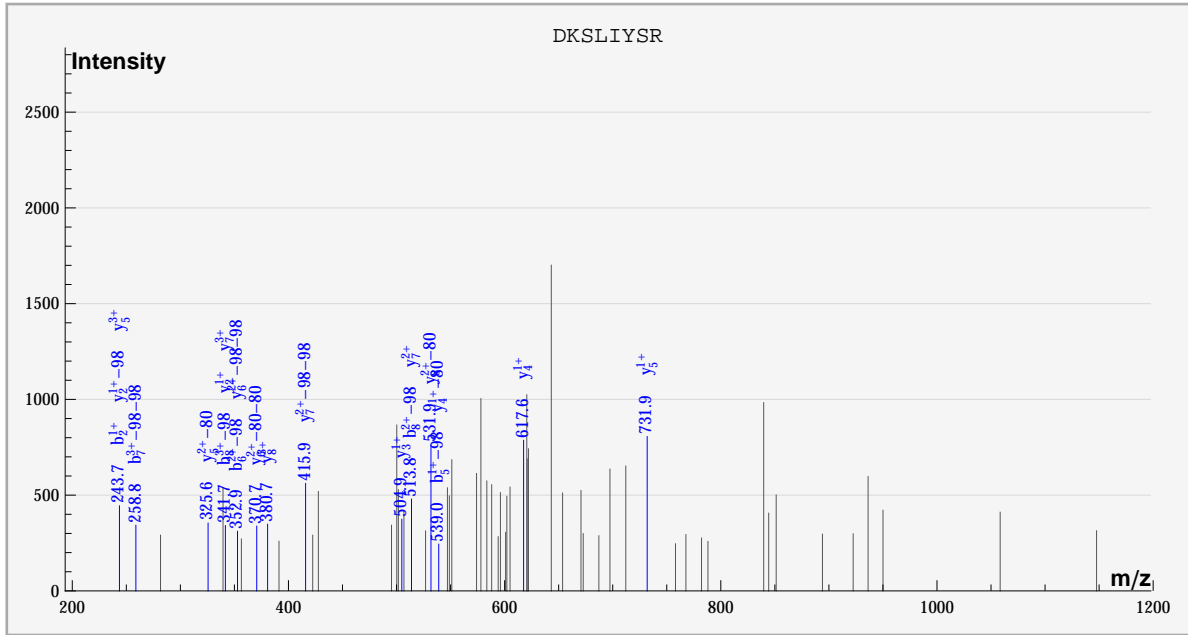
dbValid true YTAIAADTR PHOS(2) 2. 571. 0.219932 5.03332 100. ? 3240.  
 S\_Acido\_new%gi68568186|gb|AAy81115.1| YTAIAADTR%:PHOS:::PHOS::%sample\_0%compd\_1840



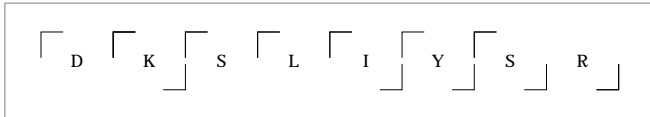
	#	b	b*	#	y	y*	P	P*
Y	1							✓
T	2			8		✓		
A	3		✓	7	✓	✓		
I	4			6		✓		
A	5	✓	✓	5	✓	✓		
A	6	✓	✓	4	✓			
D	7		✓	3	✓			
T	8		✓	2				
R	9		✓	1				



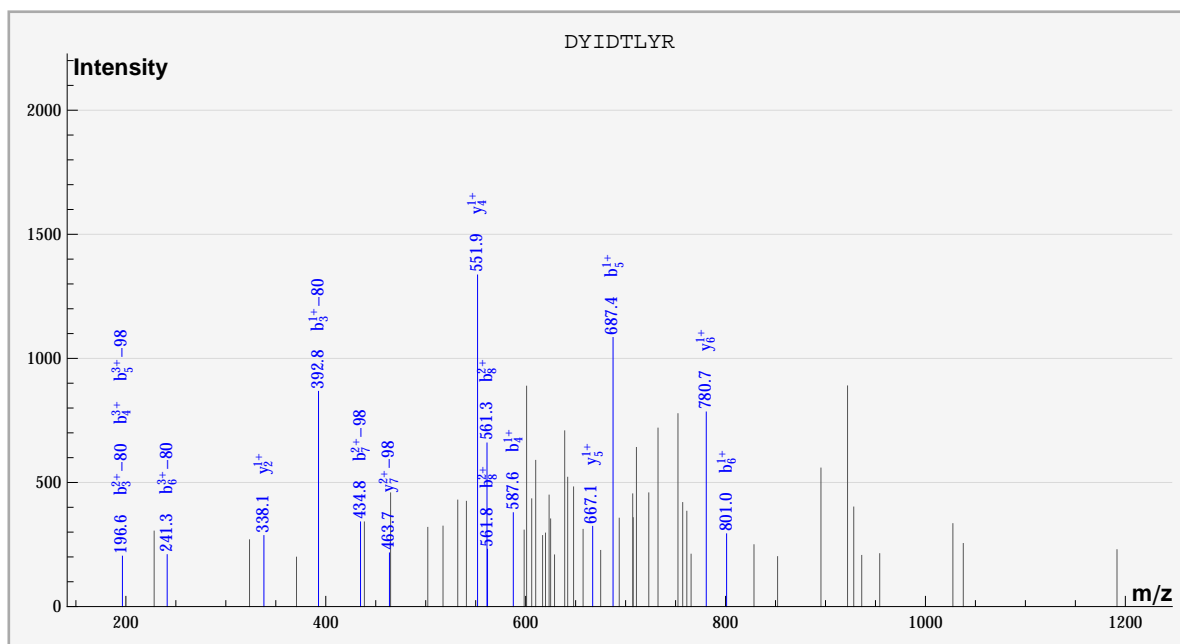
dbValid true DKSLIYSR PHOS(2) 2. 571. 0.238127 4.97627 100. ? 3528.  
 S\_Acido\_new%gil68567260|gb|AAY80189.1| DKSLIYSR%:::PHOS:::PHOS::%sample\_0%compd\_2105



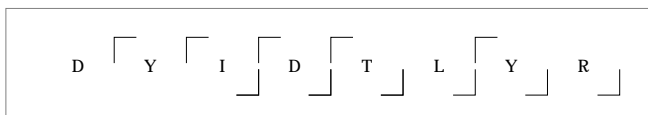
	#	b	b*	#	y	y*	P	P*
D	1						✓	✓
K	2	✓		7	✓	✓		
S	3			6		✓		
L	4			5	✓	✓		
I	5		✓	4	✓	✓		
Y	6		✓	3	✓			
S	7		✓	2	✓	✓		
R	8		✓	1				



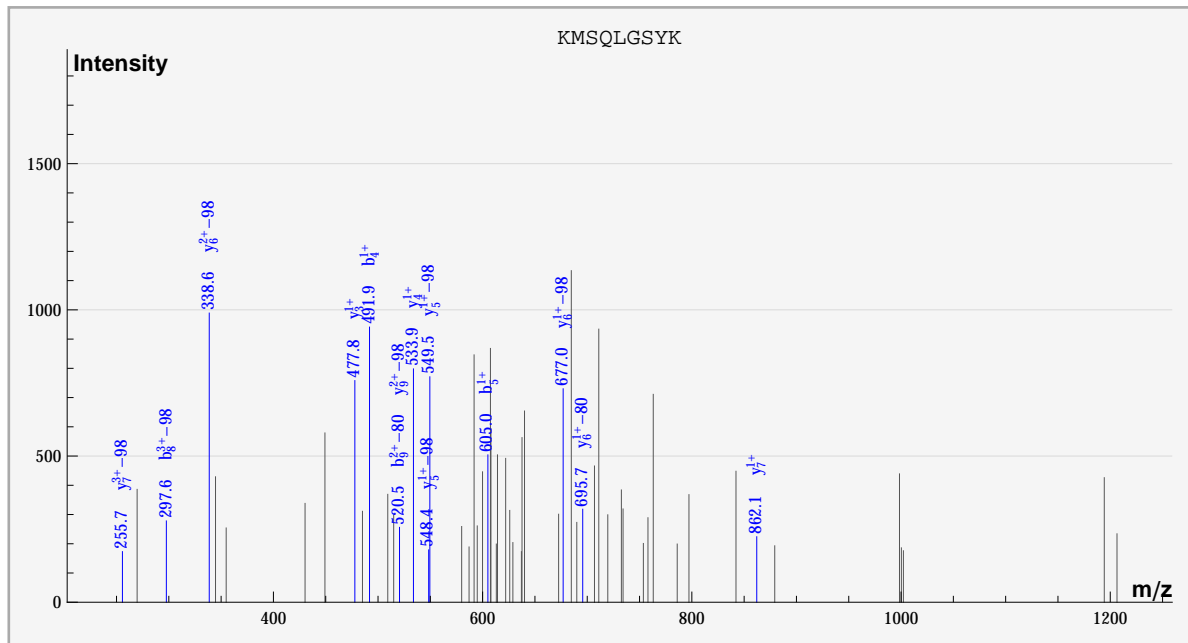
dbValid true DYIDTLR PHOS(1) 2. 571. -1.25556 5.26941 100. ? 3636.  
 S\_Acido\_new%gi|68566860|gb|AAY79789.1| DYIDTLR%::PHOS:::sample\_0%compd\_2205



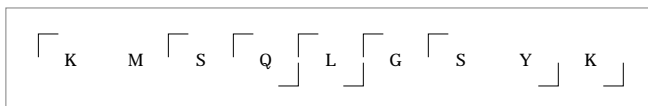
	#	b	b*	#	y	y*	P	P*
D	1							
Y	2			7		✓		
I	3		✓	6	✓			
D	4	✓		5	✓			
T	5	✓	✓	4	✓			
L	6	✓	✓	3				
Y	7		✓	2	✓			
R	8	✓		1				



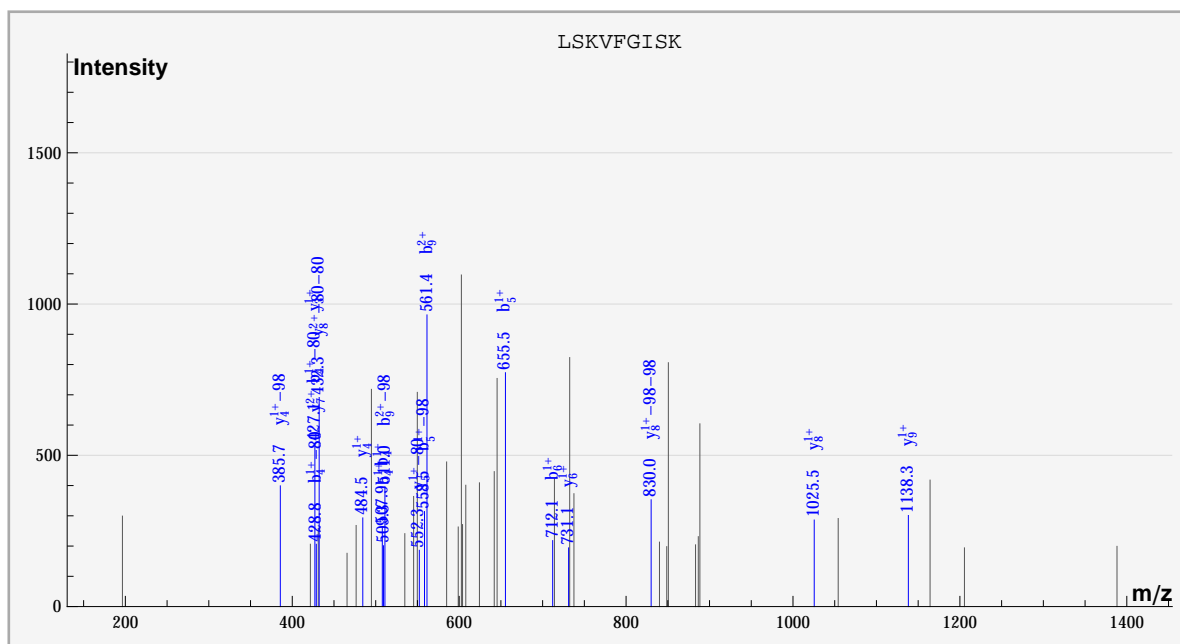
dbValid true KMSQLGSYK Oxidation\_M(1),PHOS(1) 2. 571. -1.74588 4.92299 100. ? 3726.  
 S\_Acido\_new%gil68567867|gb|AAy80796.1| KMSQLGSYK%:::Oxidation\_M%:::PHOS%:::sample\_0%compd\_2282



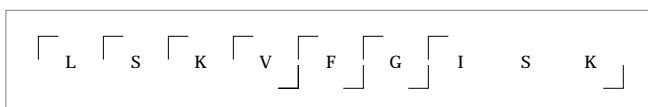
	#	b	b*	#	y	y*	P	P*
K	1							✓
M	2			8				
S	3			7	✓	✓		
Q	4	✓		6		✓		
L	5	✓		5		✓		
G	6			4	✓			
S	7			3	✓			
Y	8		✓	2				
K	9		✓	1				



dbValid true LSKVFGISK PHOS(2) 2. 571. -1.23094 5.16739 100. ? 3942.  
 S\_Acido\_new%gi|68568689|gb|AA81618.1| LSKVFGISK%::PHOS:::PHOS::%sample\_0%compd\_2480

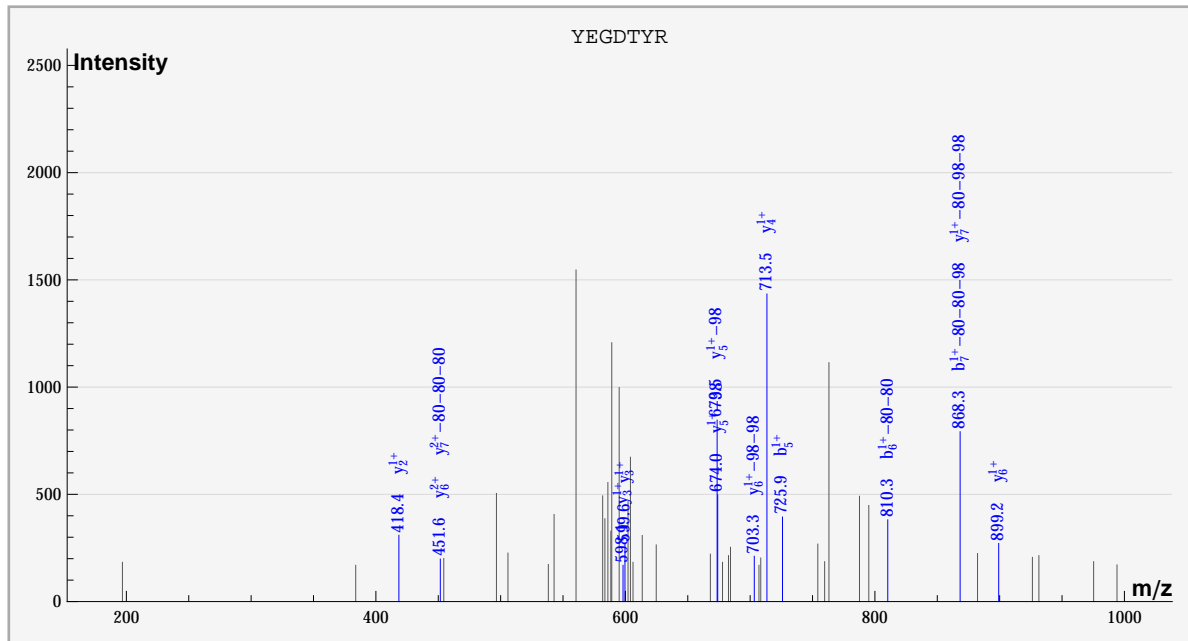


	#	b	b*	#	y	y*	P	P*
L	1						✓	
S	2			8	✓	✓		
K	3			7	✓			
V	4	✓	✓	6	✓			
F	5	✓	✓	5		✓		
G	6	✓		4	✓	✓		
I	7			3	✓			
S	8			2				
K	9	✓	✓	1				

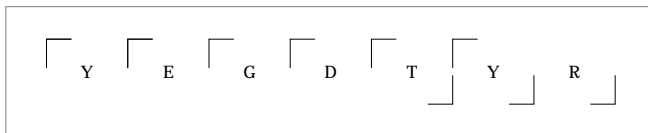


dbValid true YEGDTYR PHOS(3) 2. 572. 0.145237 5.13893 100. ? 2304.

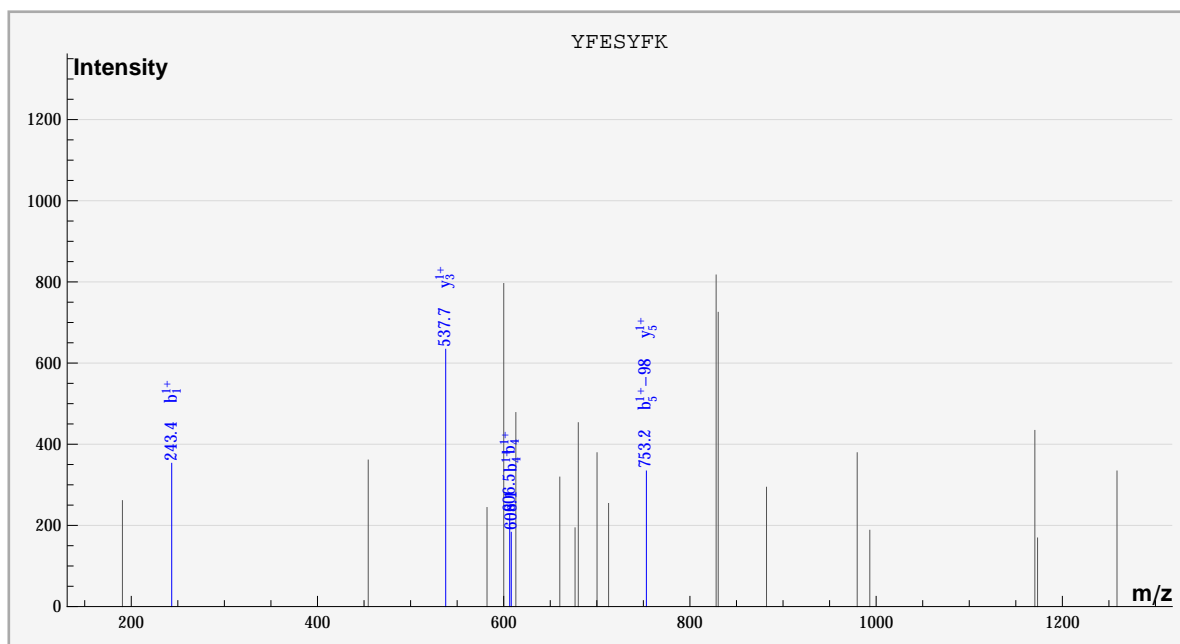
S\_Acido\_new%gi|68567616|gb|AA80545.1| YEGDTYR%:PHOS:::PHOS:PHOS::%sample\_0%compd\_937



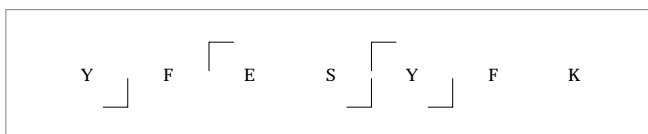
	#	b	b*	#	y	y*	P	P*
Y	1							✓
E	2			6	✓	✓		
G	3			5		✓		
D	4			4	✓			
T	5	✓		3	✓			
Y	6		✓	2	✓			
R	7		✓	1				



dbValid true YFESYFK PHOS(2) 2. 572. 0.195397 5.41416 100. ? 2712.  
 S\_Acido\_new%gi|68568362|gb|AAY81291.1| YFESYFK%:PHOS:::PHOS:::sample\_0%compd\_1294

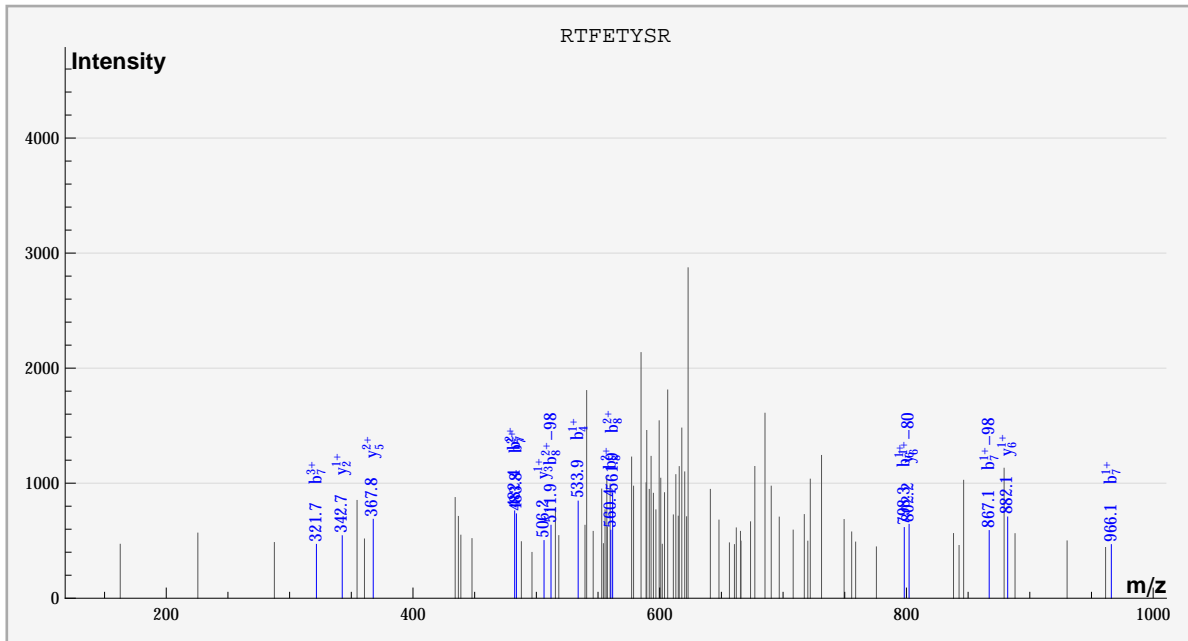


	#	b	b*	#	y	y*	P	P*
Y	1	✓						
F	2			6				
E	3			5	✓			
S	4	✓		4				
Y	5		✓	3	✓			
F	6			2				
K	7			1				

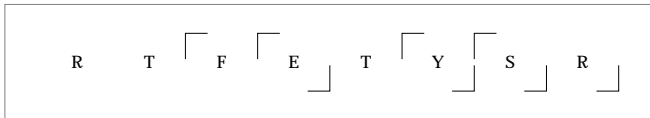




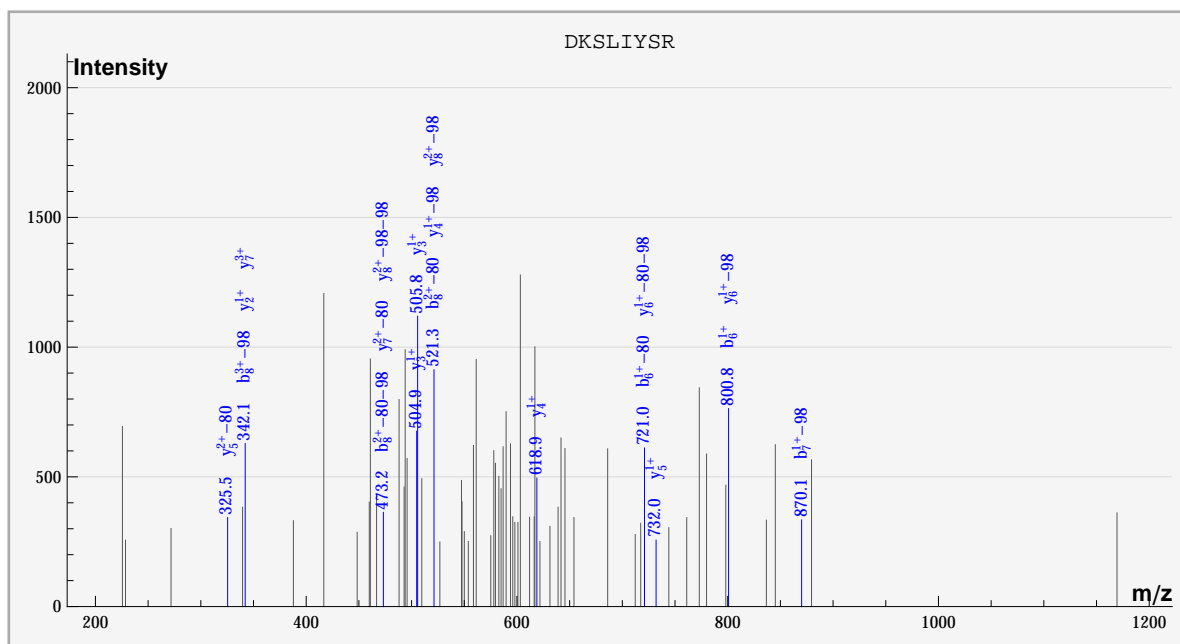
dbValid true RTFETYSR PHOS(1) 2. 572. -1.75231 5.49109 100. ? 2964.  
 S\_Acido\_new%gi|68567649|gb|AAY80578.1| RTFETYSR%::::::PHOS::%sample\_0%compd\_1588



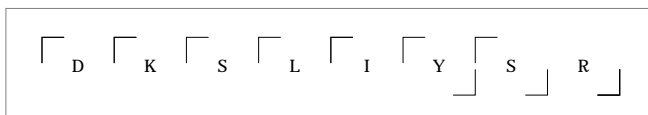
	#	b	b*	#	y	y*	P	P*
R	1							
T	2			7				
F	3			6	✓	✓		
E	4	✓		5	✓			
T	5			4				
Y	6	✓		3	✓			
S	7	✓	✓	2	✓			
R	8	✓	✓	1				



dbValid true DKSLIYSR PHOS(2) 2. 572. -0.761873 5.04792 100. ? 3324.  
 S\_Acido\_new%gii68567260|gb|AAy80189.1| DKSLIYSR%:::PHOS:::PHOS::%sample\_0%cmpd\_1918

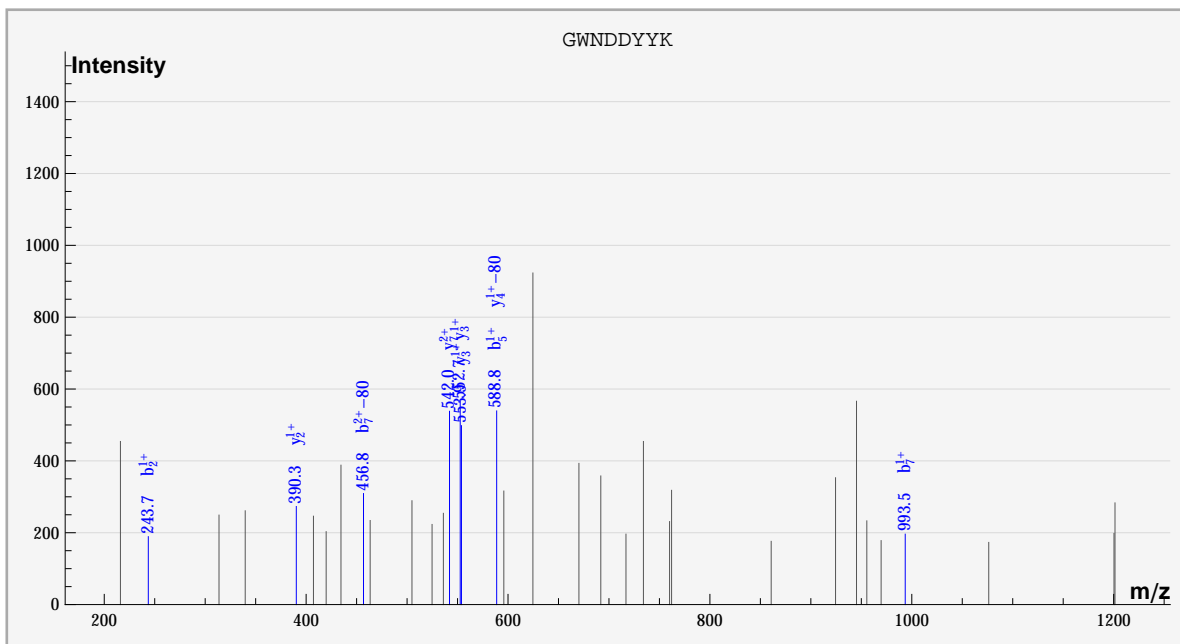


	#	b	b*	#	y	y*	P	P*
D	1							✓
K	2			7	✓	✓		
S	3			6		✓		
L	4			5	✓	✓		
I	5			4	✓	✓		
Y	6	✓	✓	3	✓			
S	7		✓	2	✓			
R	8		✓	1				

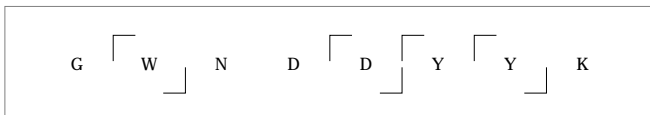


dbValid true GWNDYYK PHOS(1) 2. 572. -1.29468 4.9554 100. ? 4290.

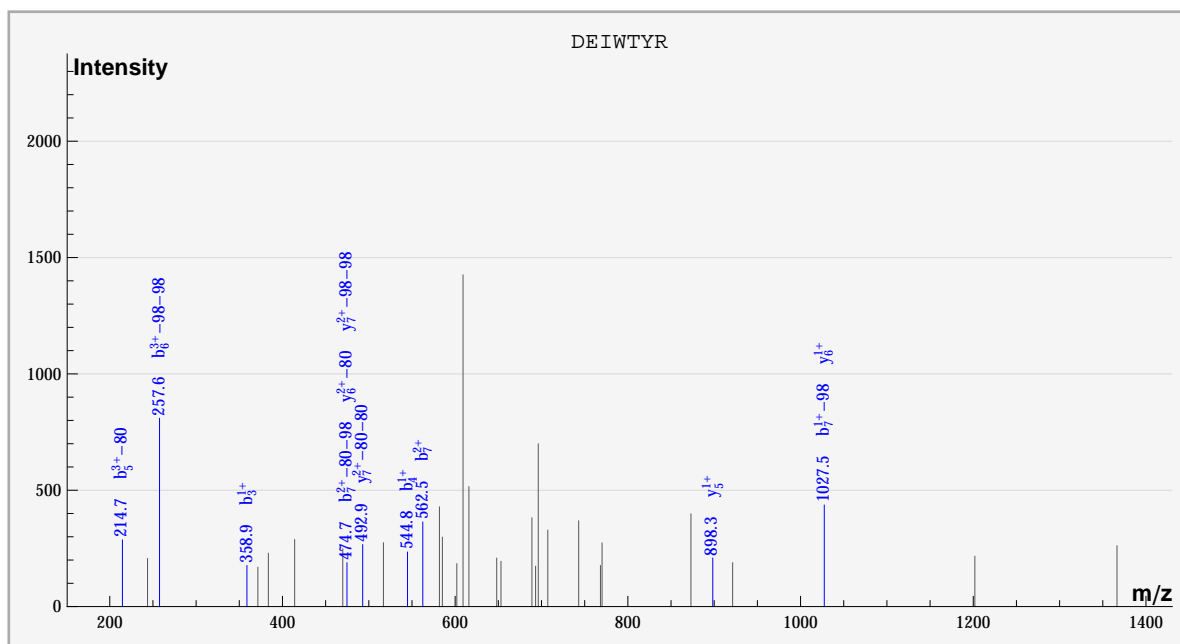
S\_Acido\_new%gi|68567982|gb|AA80911.1| GWNDYYK%::::::PHOS::%sample\_0%cmpd\_2799



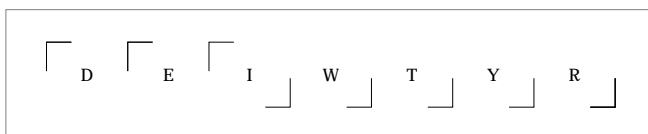
	#	b	b*	#	y	y*	P	P*
G	1							
W	2	✓		7	✓			
N	3			6				
D	4			5				
D	5	✓		4		✓		
Y	6			3	✓			
Y	7	✓	✓	2	✓			
K	8			1				



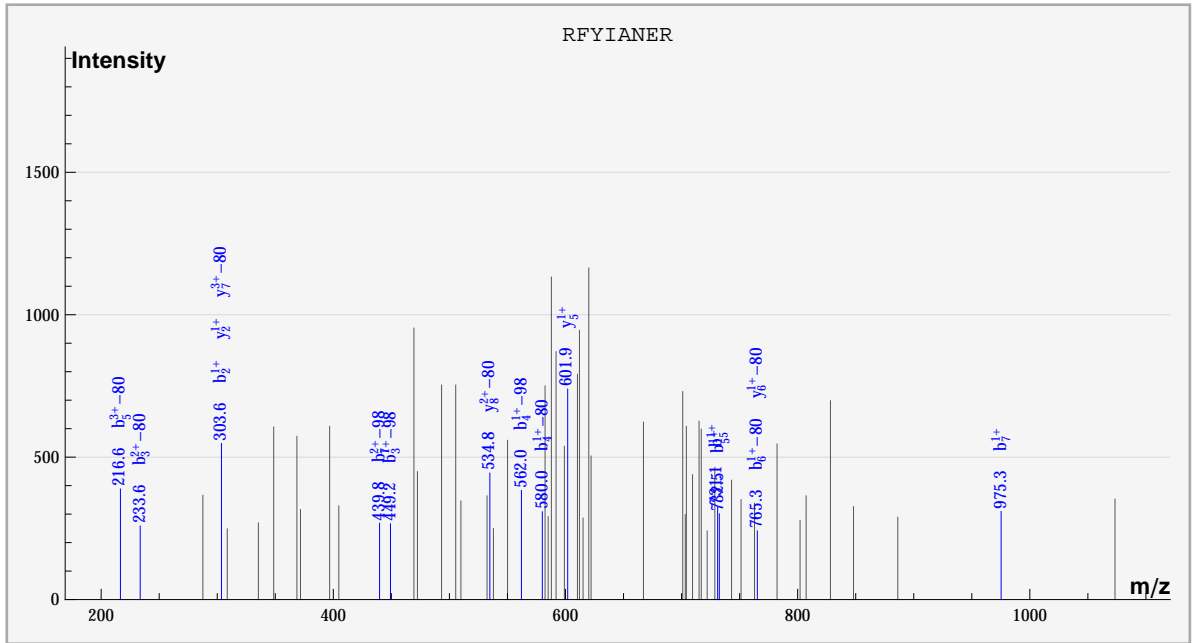
dbValid true DEIWTYR PHOS(2) 2. 572. -0.298623 4.96916 100. ? 4470.  
 S\_Acido\_new%gi|68568151|gb|AAy81080.1| DEIWTYR%::::PHOS:PHOS::%sample\_0%cmpd\_2965



	#	b	b*	#	y	y*	P	P*
D	1							✓
E	2			6	✓	✓		
I	3	✓		5	✓			
W	4	✓		4				
T	5		✓	3				
Y	6		✓	2				
R	7	✓	✓	1				



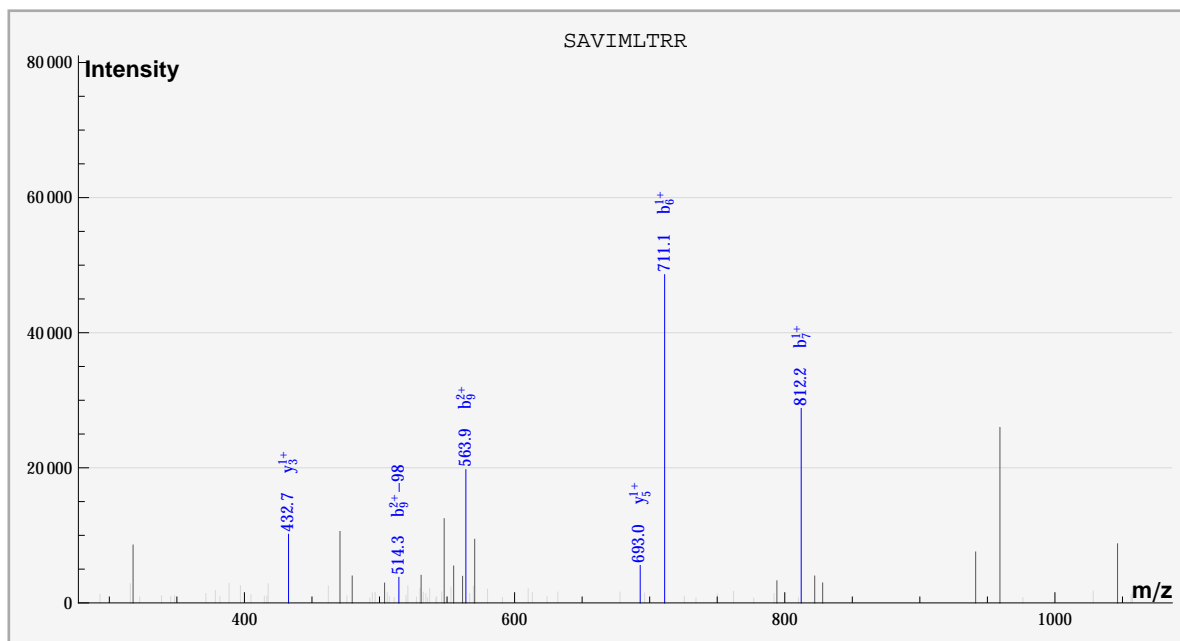
dbValid true RFYIANER PHOS(1) 2. 573. 1.76604 5.41358 100. ? 2088.  
 S\_Acido\_new%g|68567862|g|AAY80791.1| RFYIANER%:::PHOS:::sample\_0%compd\_784



	#	b	b*	#	y	y*	P	P*
R	1							✓
F	2	✓		7		✓		
Y	3		✓	6		✓		
I	4		✓	5	✓			
A	5	✓	✓	4				
N	6		✓	3				
E	7	✓	✓	2	✓			
R	8			1				



dbValid true SAVIMLTRR Oxidation\_M(1),PHOS(1) 2. 573.24 -1.4488 5.50175 100. ? 1578.  
 S\_Acido\_new%gil68566726|gb|AAY79655.1| SAVIMLTRR%:PHOS:::Oxidation\_M:::%sample\_1%compd\_294

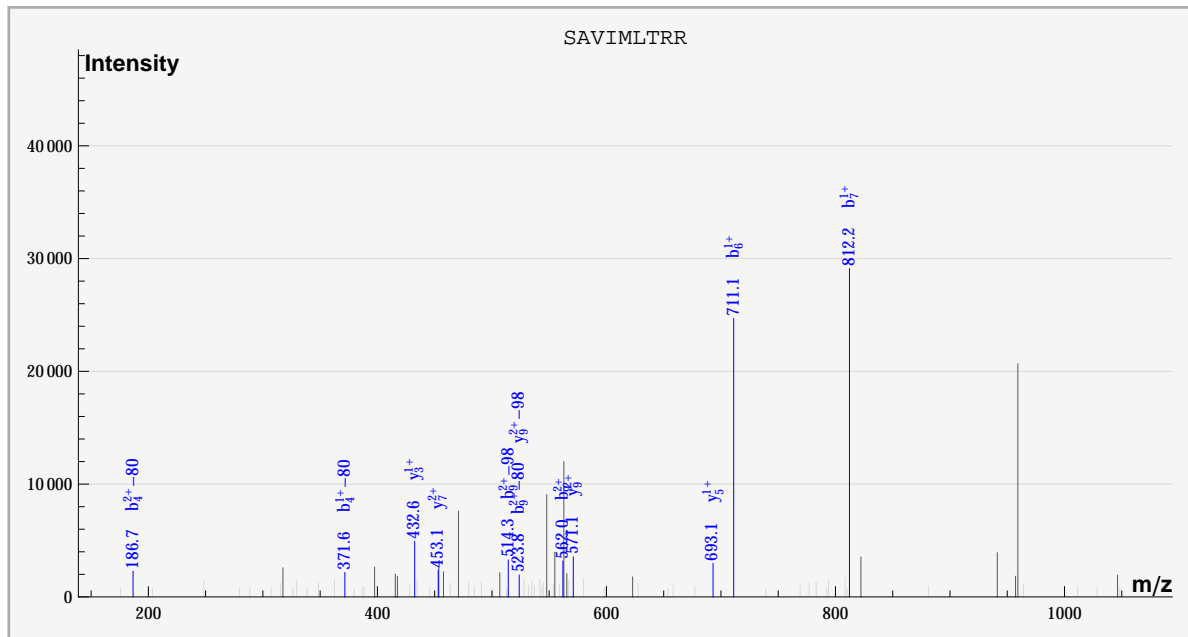


	#	b	b*	#	y	y*	P	P*
S	1							
A	2			8				
V	3			7				
I	4			6				
M	5			5	✓			
L	6	✓		4				
T	7	✓		3	✓			
R	8			2				
R	9	✓	✓	1				

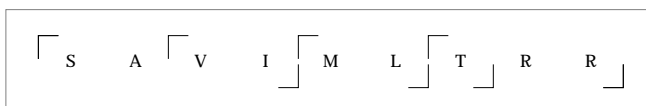
S A V I M L T R R

dbValid true SAVIMLTRR Oxidation\_M(1),PHOS(1) 2. 573.48 -1.6888 5.22953 100. ? 1554.

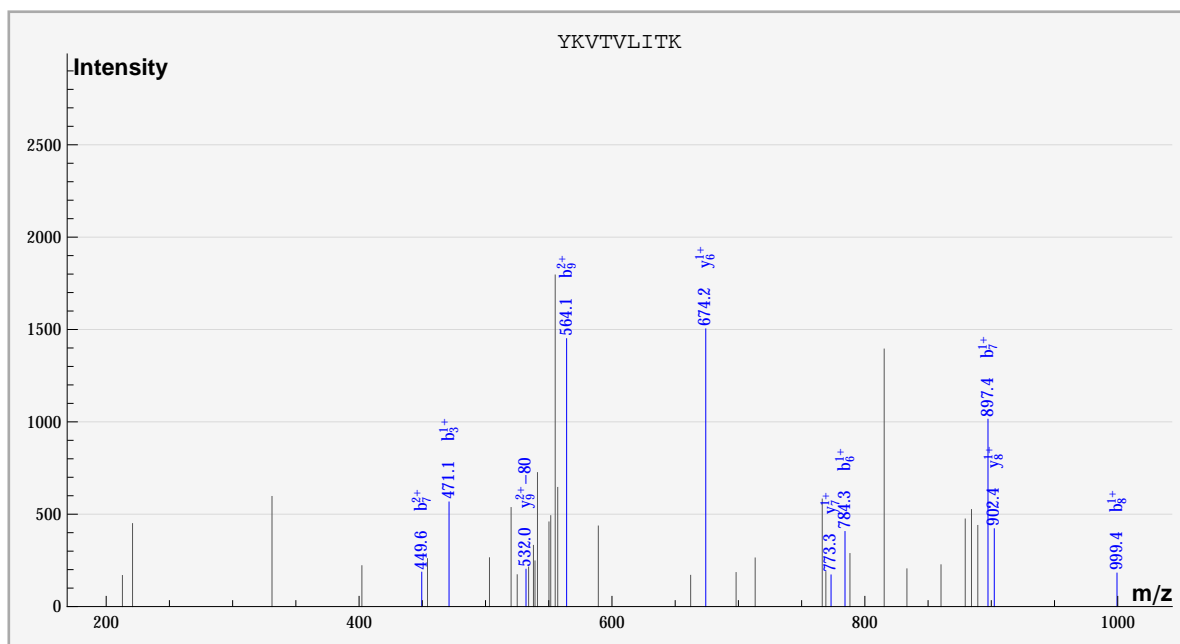
S\_Acido\_new%gil68566726|gb|AAY79655.1| SAVIMLTRR%:PHOS:::Oxidation\_M:::%sample\_1%compd\_277



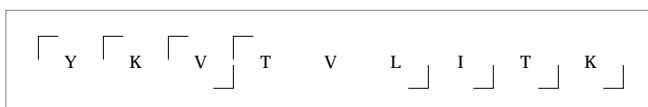
	#	b	b*	#	y	y*	P	P*
S	1						✓	✓
A	2			8				
V	3			7	✓			
I	4	✓		6				
M	5			5	✓			
L	6	✓		4				
T	7	✓		3	✓			
R	8			2				
R	9	✓	✓	1				



dbValid true YKVTVLITK PHOS(1) 2. 574. -1.17751 5.16658 100. ? 870.  
 S\_Acido\_new%gi|68568024|gb|AA80953.1| YKVTVLITK%:PHOS:::sample\_3%cmpd\_2866

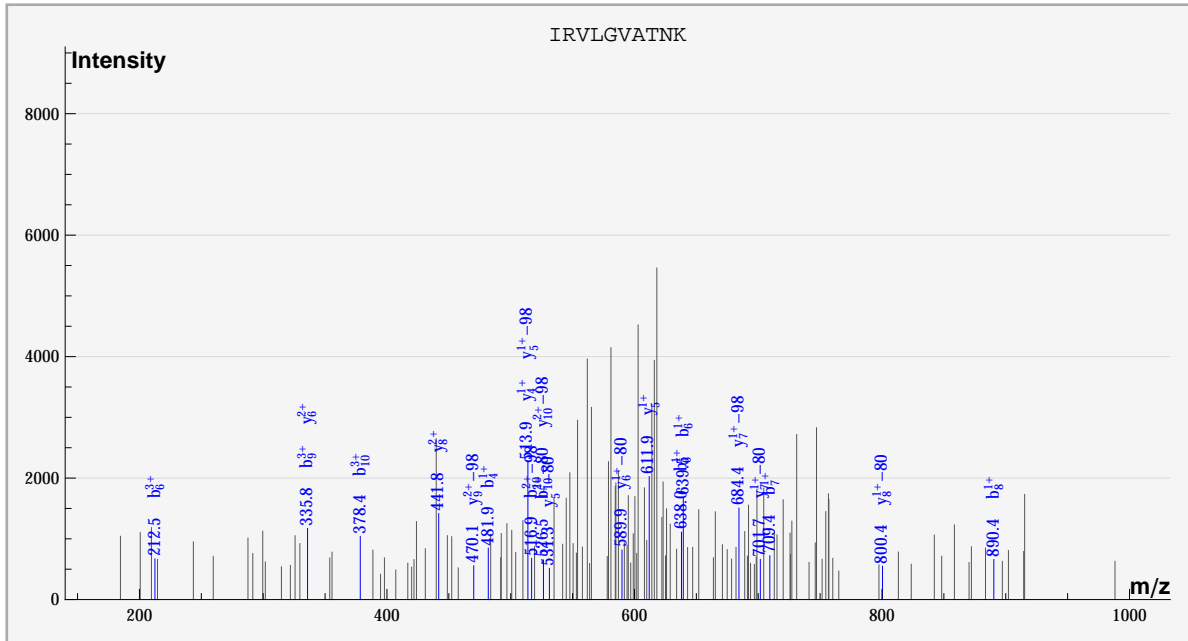


	#	b	b*	#	y	y*	P	P*
Y	1							✓
K	2			8	✓			
V	3	✓		7	✓			
T	4			6	✓			
V	5			5				
L	6	✓		4				
I	7	✓		3				
T	8	✓		2				
K	9	✓		1				





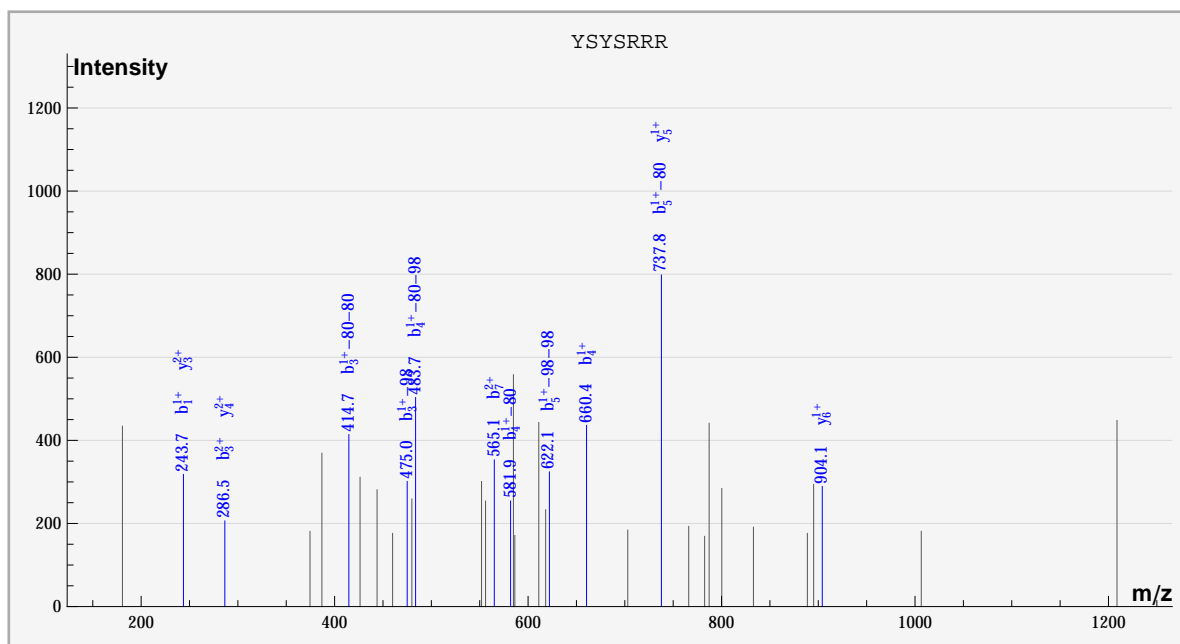
dbValid true IRVLGVATNK PHOS(1) 2. 575. 0.820812 5.03244 100. ? 2676.  
 S\_Acido\_new%gi|68568482|gb|AAY81411.1| IRVLGVATNK%:::PHOS:::sample\_0%compd\_1326



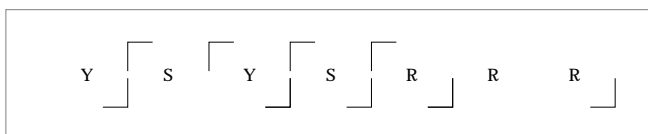
	#	b	b*	#	y	y*	P	P*
I	1							✓
R	2			9		✓		
V	3			8	✓	✓		
L	4	✓		7	✓	✓		
G	5			6	✓	✓		
V	6	✓		5	✓	✓		
A	7	✓		4	✓			
T	8	✓		3				
N	9	✓		2				
K	10	✓	✓	1				

I R V L G V A T N K

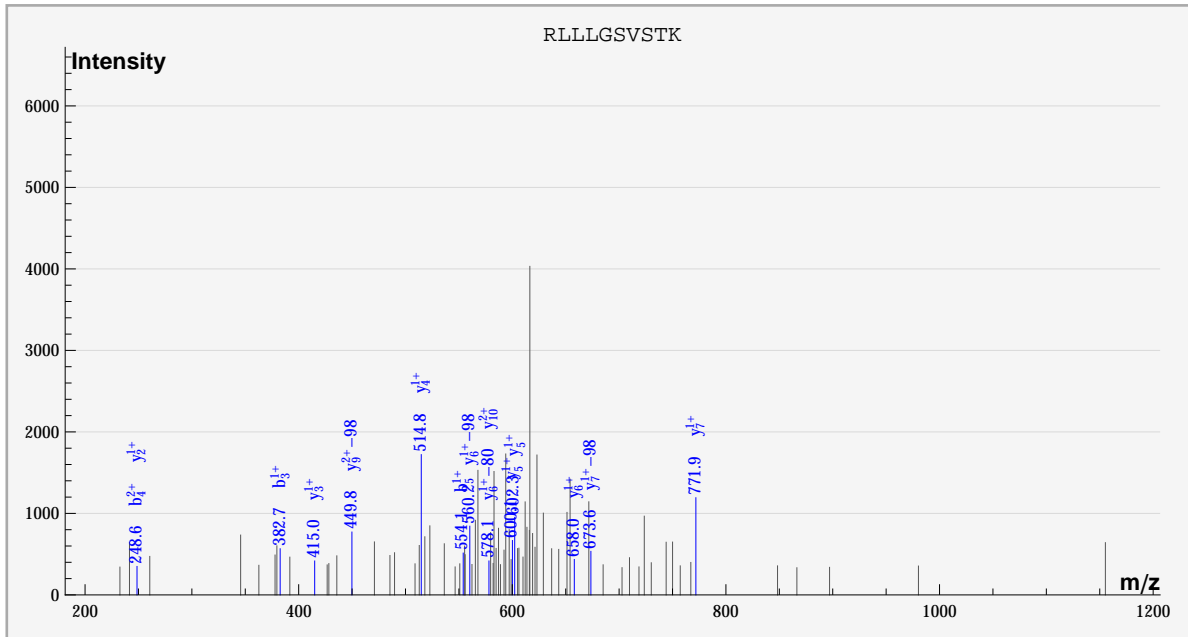
dbValid true YSYSRRR PHOS(2) 2. 575. -0.774108 5.33359 100. ? 4470.  
 S\_Acido\_new%gi|68568459|gb|AAy81388.1| YSYSRRR%:PHOS:PHOS:::sample\_0%cmpd\_2968



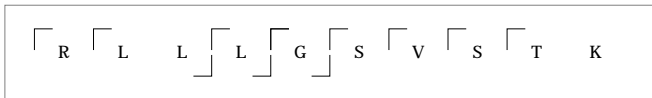
	#	b	b*	#	y	y*	P	P*
Y	1	✓						
S	2			6	✓			
Y	3	✓	✓	5	✓			
S	4	✓	✓	4	✓			
R	5		✓	3	✓			
R	6			2				
R	7	✓		1				



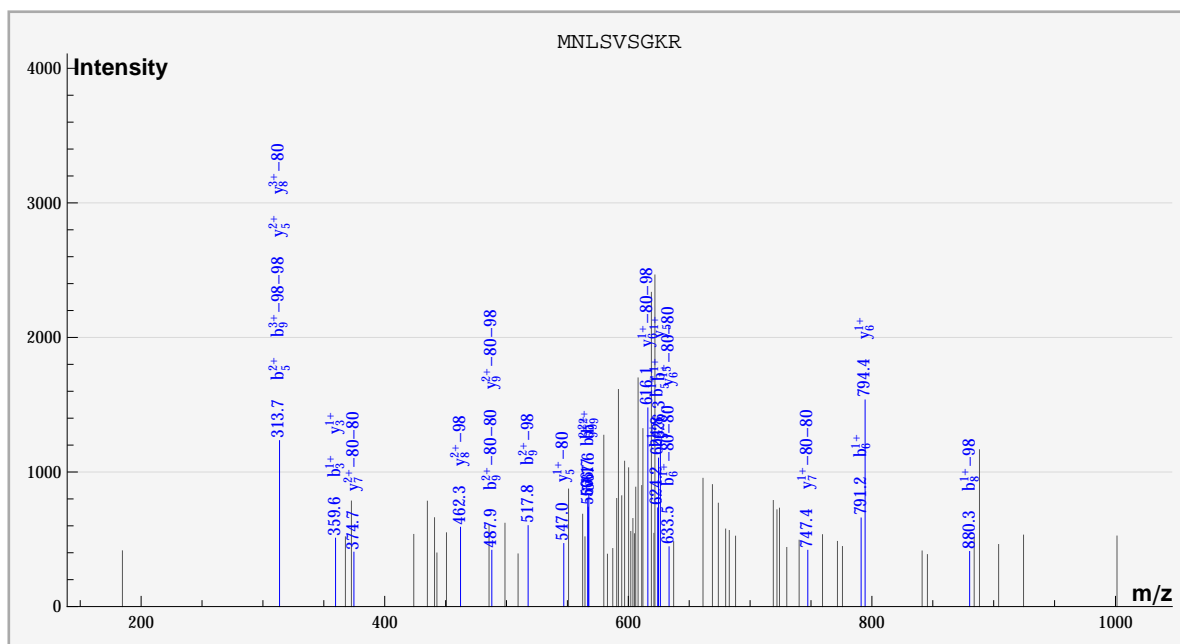
dbValid true RLLGVSSTK PHOS(1) 2. 576. 1.32065 5.21626 100. ? 3132.  
 S\_Acido\_new%gi|68568022|gb|AA80951.1| RLLGVSSTK%:::PHOS:::sample\_0%compd\_1746



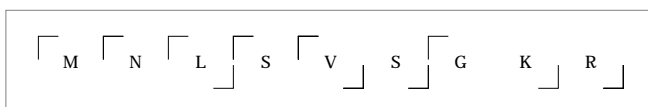
	#	b	b*	#	y	y*	P	P*
R	1							✓
L	2			9		✓		
L	3	✓		8				
L	4	✓		7	✓	✓		
G	5	✓		6	✓	✓		
S	6			5	✓			
V	7			4	✓			
S	8			3	✓			
T	9			2	✓			
K	10			1				



dbValid true MNLSVSGKR PHOS(2) 2. 576. 0.237607 5.27134 100. ? 3144.  
 S\_Acido\_new%gi|68567717|gb|AA80646.1| MNLSVSGKR%:::PHOS::PHOS:::%sample\_0%compd\_1758

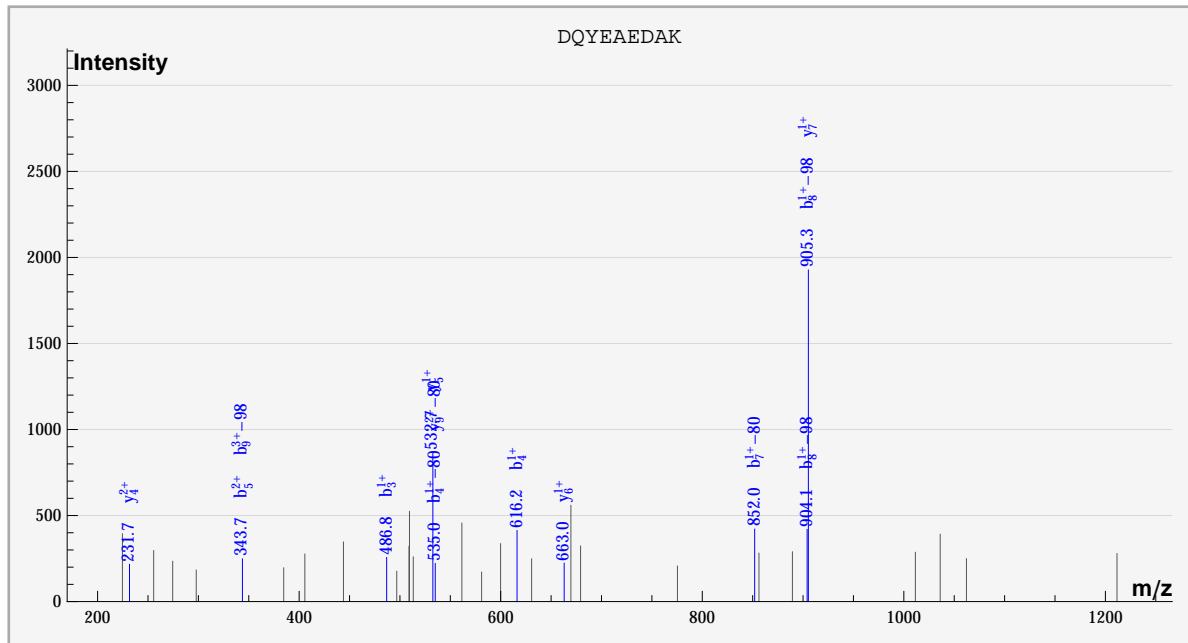


	#	b	b*	#	y	y*	P	P*
M	1							✓
N	2			8		✓		
L	3	✓		7		✓		
S	4			6	✓	✓		
V	5	✓		5	✓	✓		
S	6	✓	✓	4				
G	7			3	✓			
K	8		✓	2				
R	9	✓	✓	1				

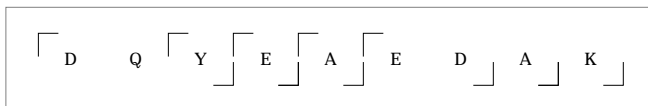


dbValid true DQYEAEDAK PHOS(1) 2. 576. -1.28921 4.99172 100. ? 4506.

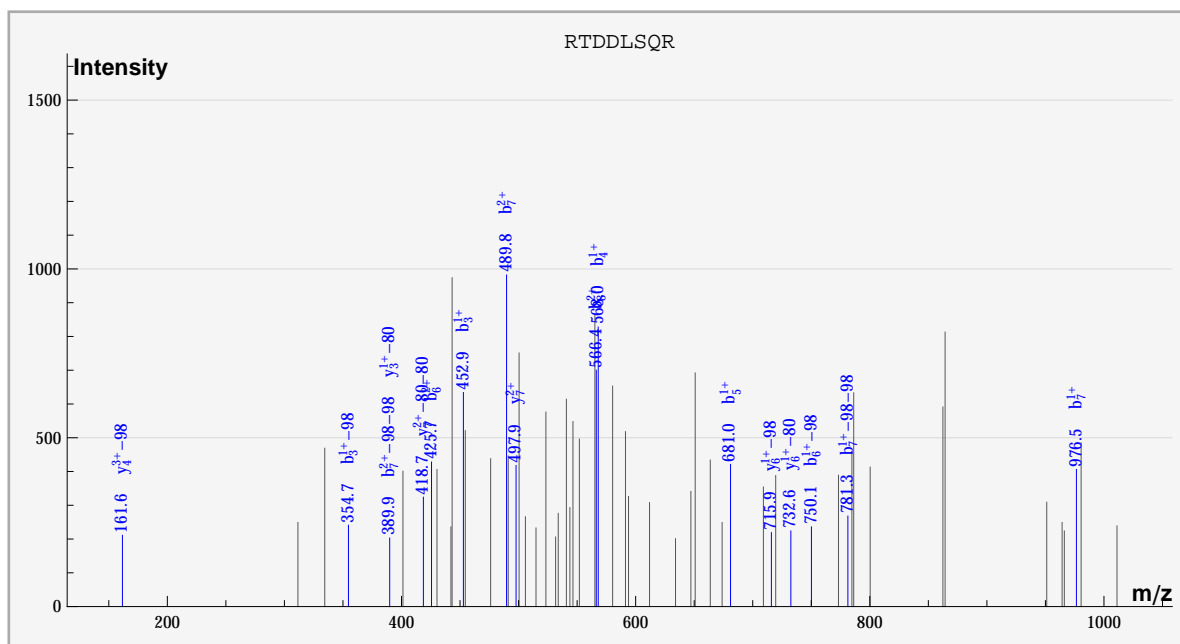
S\_Acido\_new%gil68568429|gb|AAY81358.1| DQYEAEDAK%:::PHOS:::sample\_0%compd\_3001



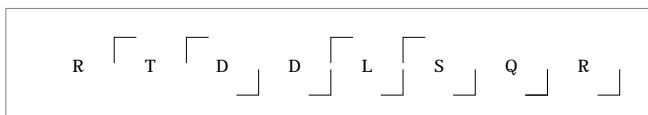
	#	b	b*	#	y	y*	P	P*
D	1							✓
Q	2			8				
Y	3	✓		7	✓			
E	4	✓	✓	6	✓			
A	5	✓		5	✓			
E	6			4	✓			
D	7		✓	3				
A	8		✓	2				
K	9		✓	1				



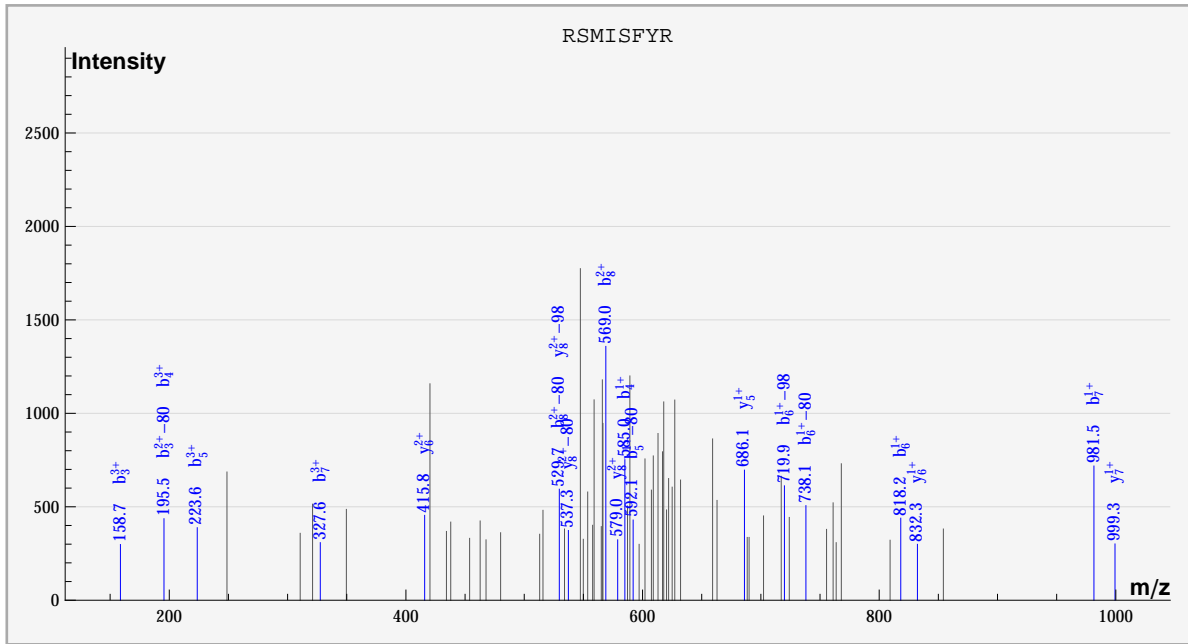
dbValid true RTDDLSQR PHOS(2) 2. 577. -1.28191 4.99348 100. ? 1620.  
 S\_Acido\_new%gi|68566859|gb|AA79788.1| RTDDLSQR%::PHOS:::PHOS:::sample\_0%compd\_357



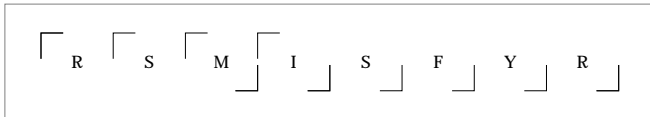
	#	b	b*	#	y	y*	P	P*
R	1							
T	2			7	✓	✓		
D	3	✓	✓	6		✓		
D	4	✓		5				
L	5	✓		4		✓		
S	6	✓	✓	3		✓		
Q	7	✓	✓	2				
R	8	✓		1				



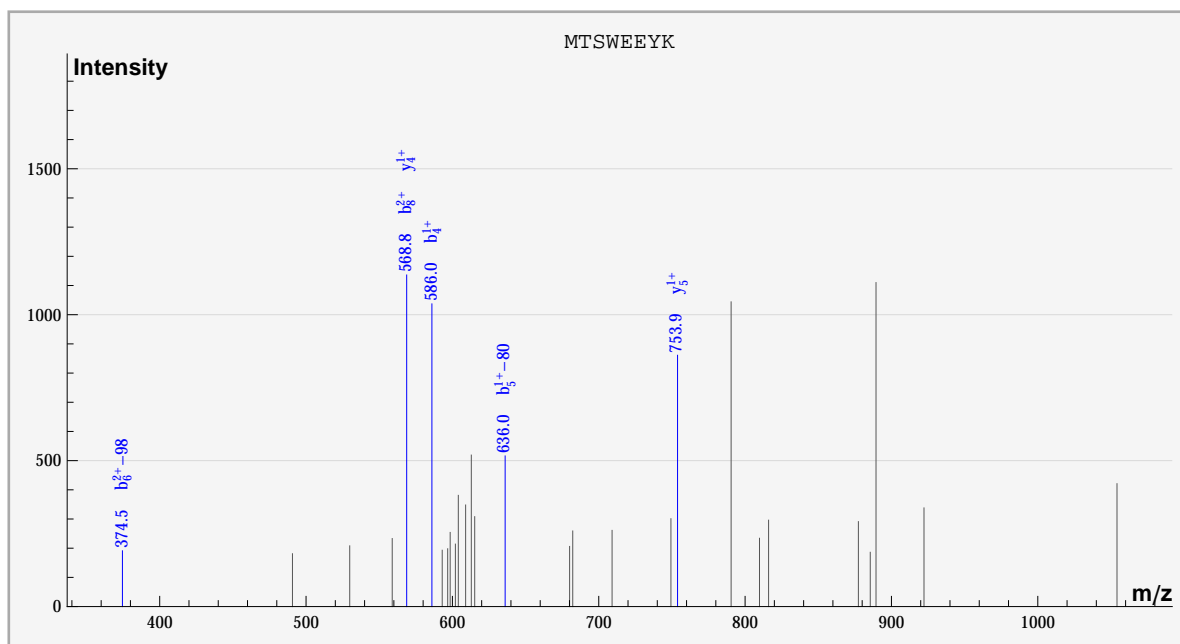
dbValid true RSMISFYR Oxidation\_M(1),PHOS(1) 2. 577. 1.25445 5.13626 100. ? 2232.  
 S\_Acido\_new%gij68567224|gb|AAY80153.1| RSMISFYR%::PHOS:Oxidation\_M::::%sample\_0%cmpd\_920



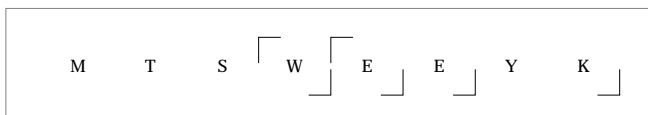
	#	b	b*	#	y	y*	P	P*
R	1						✓	✓
S	2			7	✓			
M	3	✓	✓	6	✓			
I	4	✓		5	✓			
S	5	✓	✓	4				
F	6	✓	✓	3				
Y	7	✓		2				
R	8	✓	✓	1				



dbValid true MTSWEEYK PHOS(1) 2. 577. 0.217207 4.97913 100. ? 2550.  
 S\_Acido\_new%gi|68567987|gb|AAY80916.1| MTSWEEYK%::PHOS:::sample\_0%compd\_1154

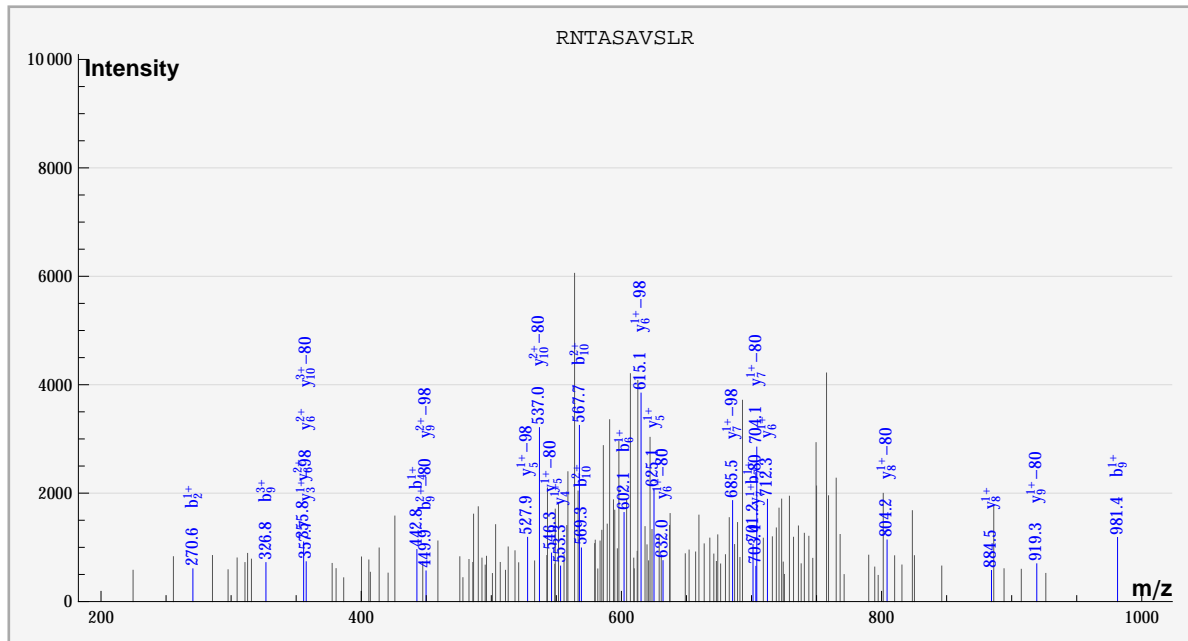


	#	b	b*	#	y	y*	P	P*
M	1							
T	2			7				
S	3			6				
W	4	✓		5	✓			
E	5		✓	4	✓			
E	6		✓	3				
Y	7			2				
K	8	✓		1				





dbValid true RNTASAVSLR PHOS(1) 2. 577. 0.787507 5.2939 100. ? 2892.  
 S\_Acido\_new%gi|68567701|gb|AA80630.1| RNTASAVSLR%:.....PHOS:::sample\_0%cmpd\_1527



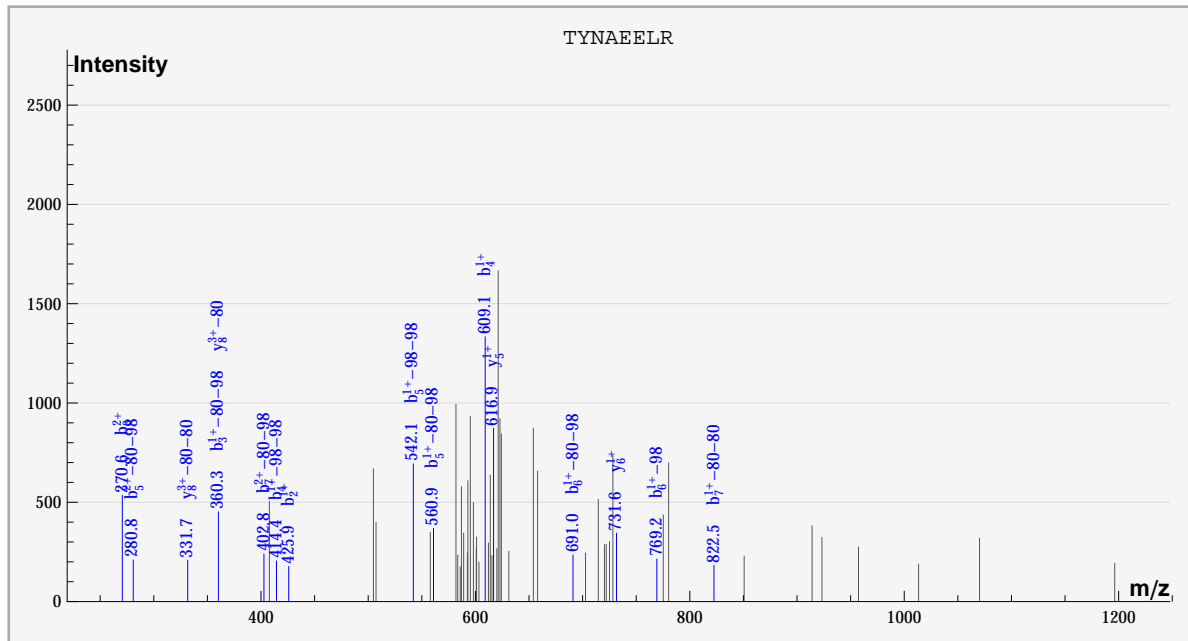
	#	b	b*	#	y	y*	P	P*
R	1							✓
N	2	✓		9		✓		
T	3			8	✓	✓		
A	4	✓		7		✓		
S	5			6	✓	✓		
A	6	✓		5	✓	✓		
V	7	✓		4	✓			
S	8			3		✓		
L	9	✓	✓	2				
R	10	✓		1				





dbValid true TYNAEELR PHOS(2) 2. 577. 1.20957 5.50354 100. ? 3450.

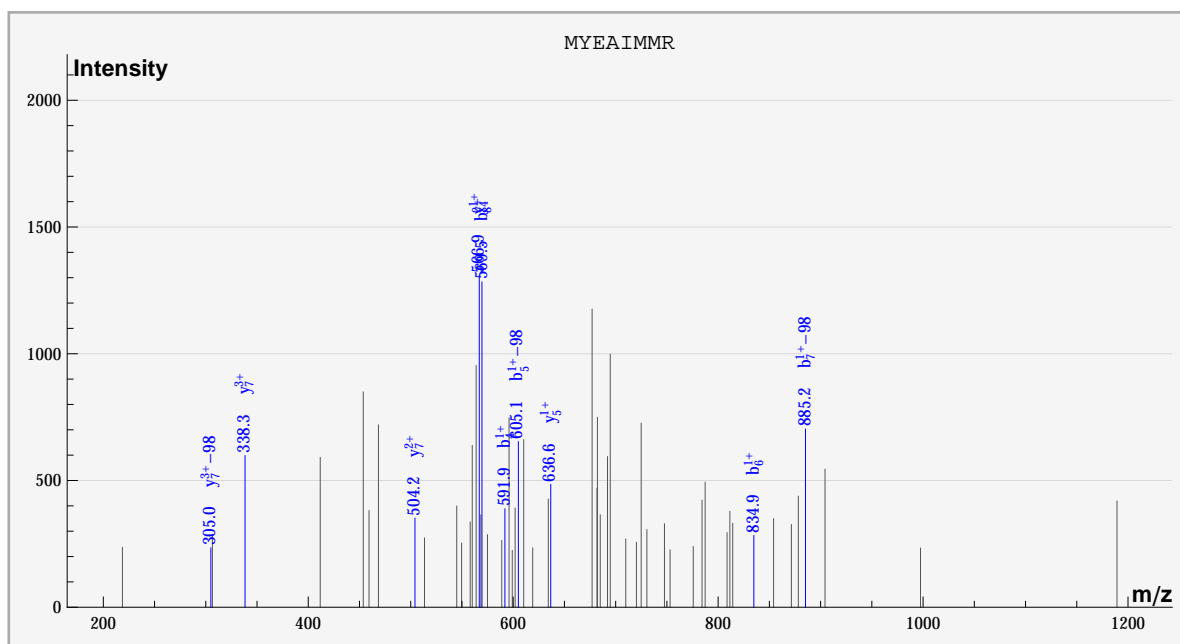
S\_Acido\_new%gi|68567913|gb|AA80842.1| TYNAEELR%:PHOS:PHOS:::sample\_0%compd\_2033



	#	b	b*	#	y	y*	P	P*
T	1							✓
Y	2	✓		7				
N	3	✓	✓	6	✓			
A	4	✓	✓	5	✓			
E	5		✓	4				
E	6		✓	3				
L	7		✓	2				
R	8			1				



dbValid true MYEAIMMR Oxidation\_M(2),PHOS(1) 2. 578. 0.715452 5.26895 100. ? 2610.  
 S\_Acido\_new%gil68567243|gb|AAY80172.1| MYEAIMMR%:Oxidation\_M:PHOS::::Oxidation\_M::%sample\_0%cmpd\_1208

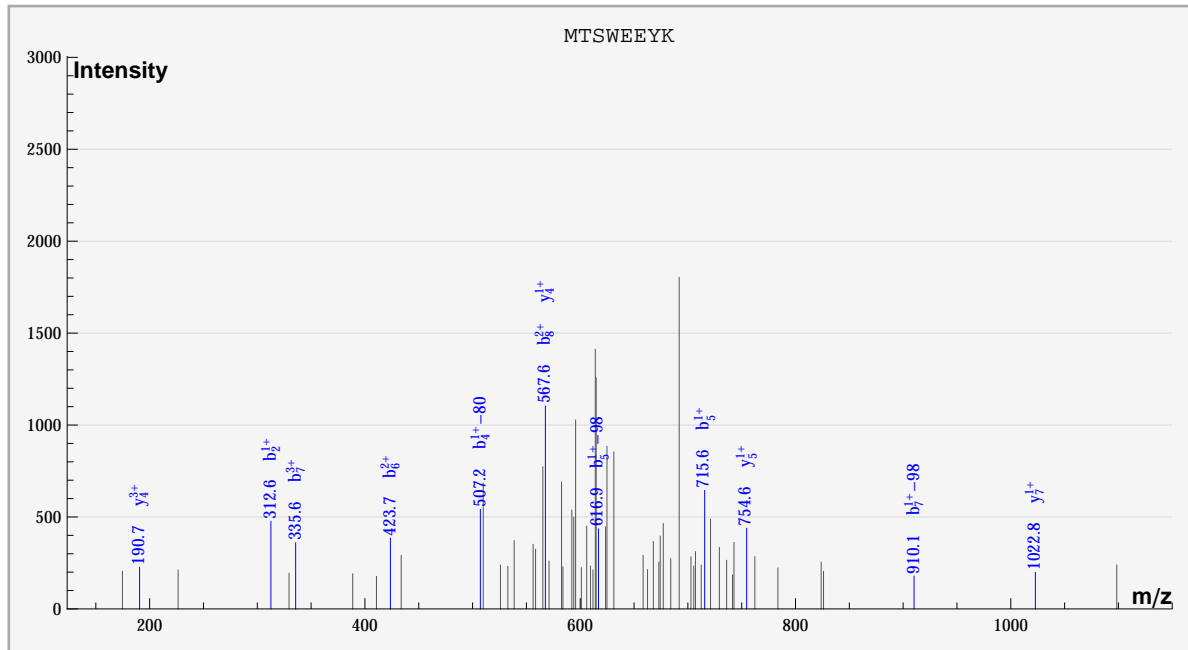


	#	b	b*	#	y	y*	P	P*
M	1							
Y	2			7	✓	✓		
E	3			6				
A	4	✓		5	✓			
I	5		✓	4	✓			
M	6	✓		3				
M	7		✓	2				
R	8	✓		1				

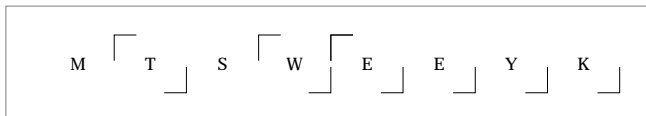


dbValid true MTSWEEYK PHOS(1) 2. 578. -0.782793 4.97661 100. ? 3654.

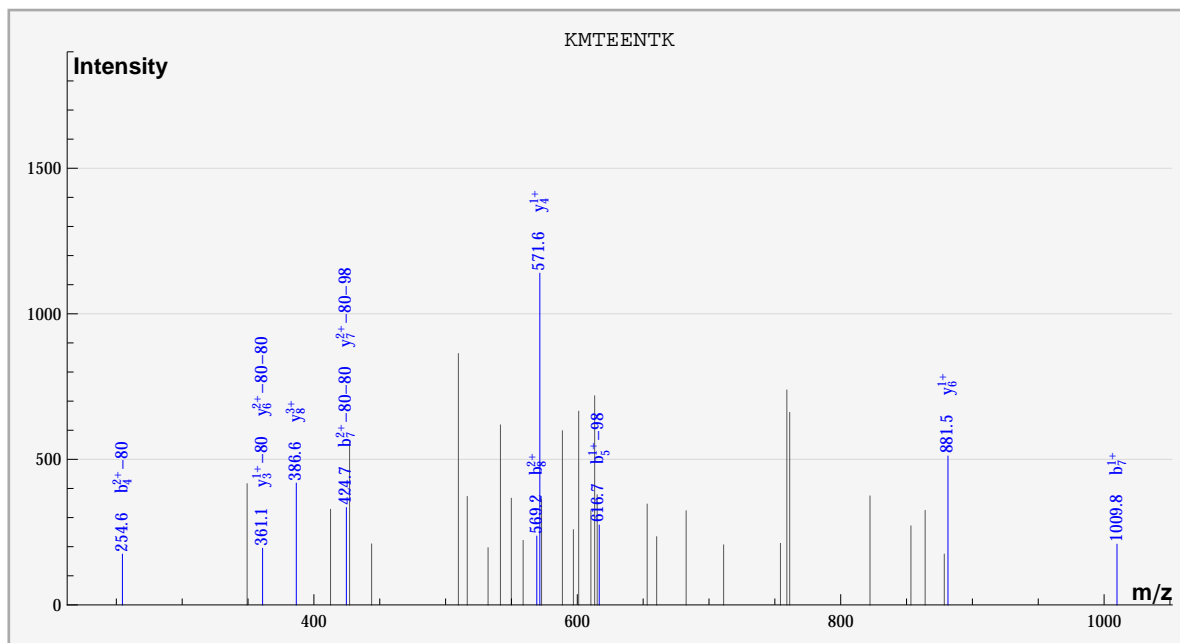
S\_Acido\_new%gi|68567987|gb|AAY80916.1| MTSWEEYK%::PHOS:::sample\_0%compd\_2223



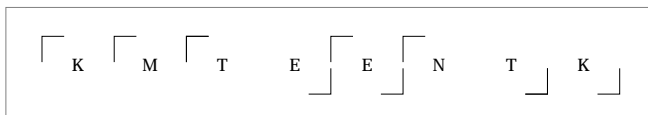
	#	b	b*	#	y	y*	P	P*
M	1							
T	2	✓		7	✓			
S	3			6				
W	4		✓	5	✓			
E	5	✓	✓	4	✓			
E	6	✓		3				
Y	7	✓	✓	2				
K	8	✓		1				



dbValid true KMTEENTK Oxidation\_M(1),PHOS(2) 2. 579. -0.296743 4.9788 100. ? 1824.  
 S\_Acido\_new%gil68568484|gb|AAy81413.1| KMTEENTK%::Oxidation\_M:PHOS:::PHOS::%sample\_0%compd\_530

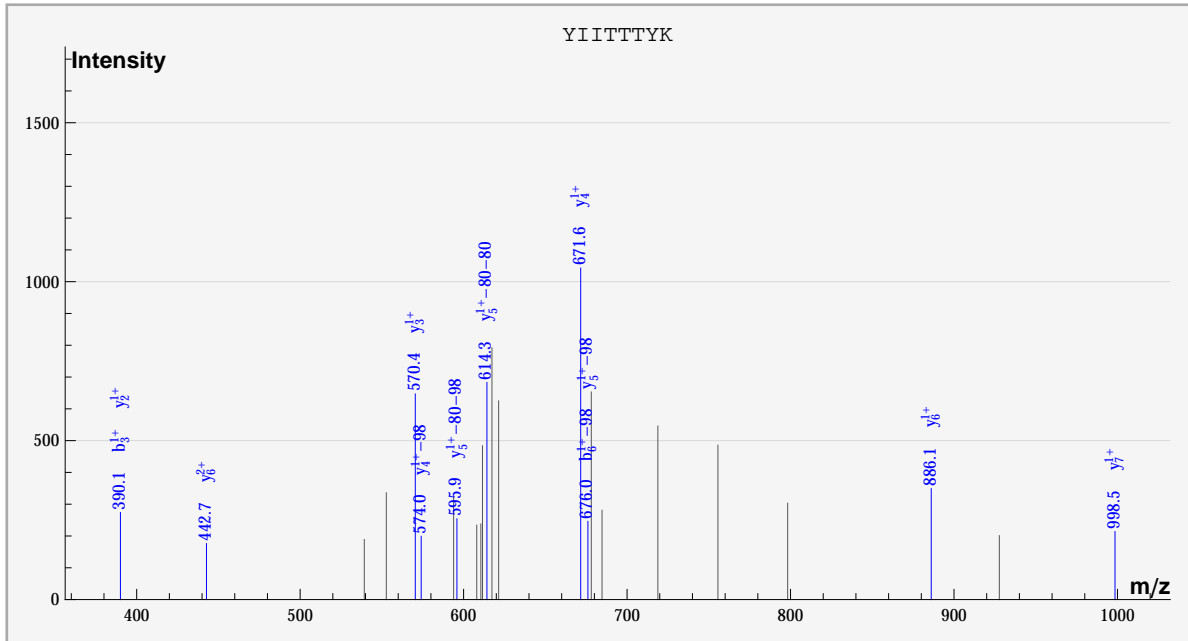


	#	b	b*	#	y	y*	P	P*
K	1							✓
M	2			7		✓		
T	3			6	✓	✓		
E	4	✓		5				
E	5	✓		4	✓			
N	6			3		✓		
T	7	✓	✓	2				
K	8	✓		1				

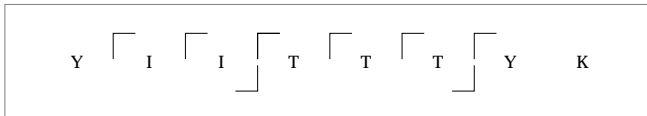


dbValid true YIITTTYK PHOS(2) 2. 581. 0.745257 6.4626 100. ? 2250.

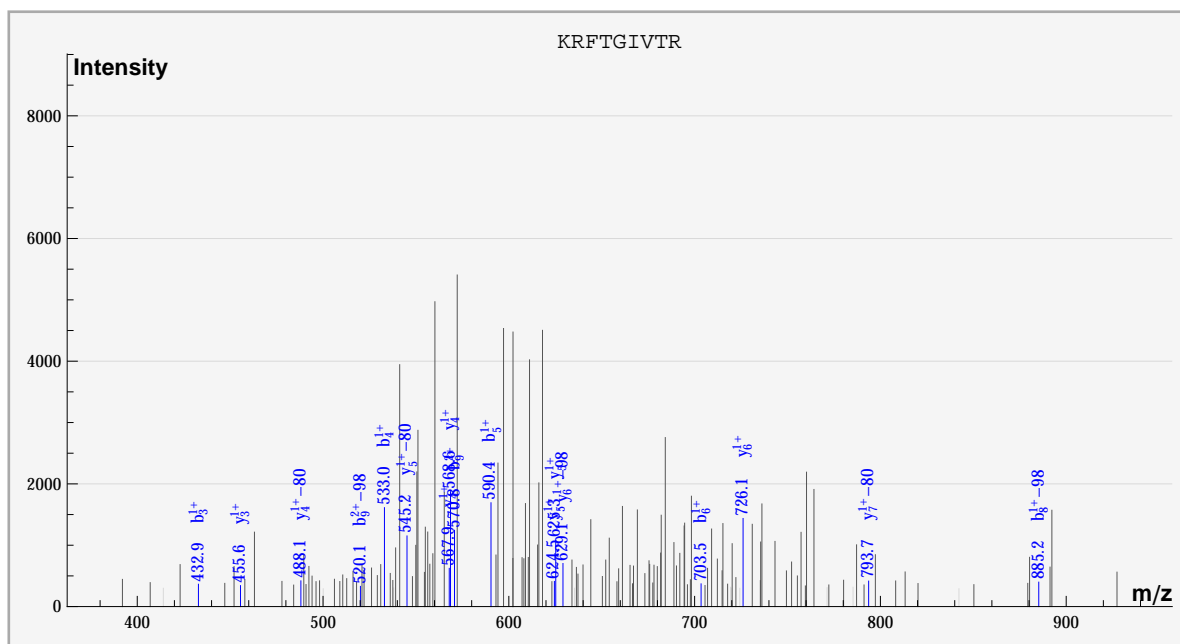
S\_Acido\_new%gi|68567922|gb|AA80851.1| YIITTTYK%:::PHOS:PHOS::%sample\_1%compd\_894



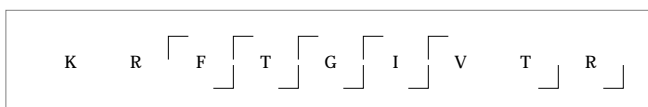
	#	b	b*	#	y	y*	P	P*
Y	1							
I	2			7	✓			
I	3	✓		6	✓			
T	4			5		✓		
T	5			4	✓	✓		
T	6	✓		3	✓			
Y	7			2	✓			
K	8			1				



dbValid true KRFTGIVTR PHOS(1) 2. 581. -1.68684 6.22164 100. ? 2292.  
 S\_Acido\_new%gi|68566702|gb|AAY79631.1| KRFTGIVTR%:::PHOS::%sample\_0%cmpd\_908

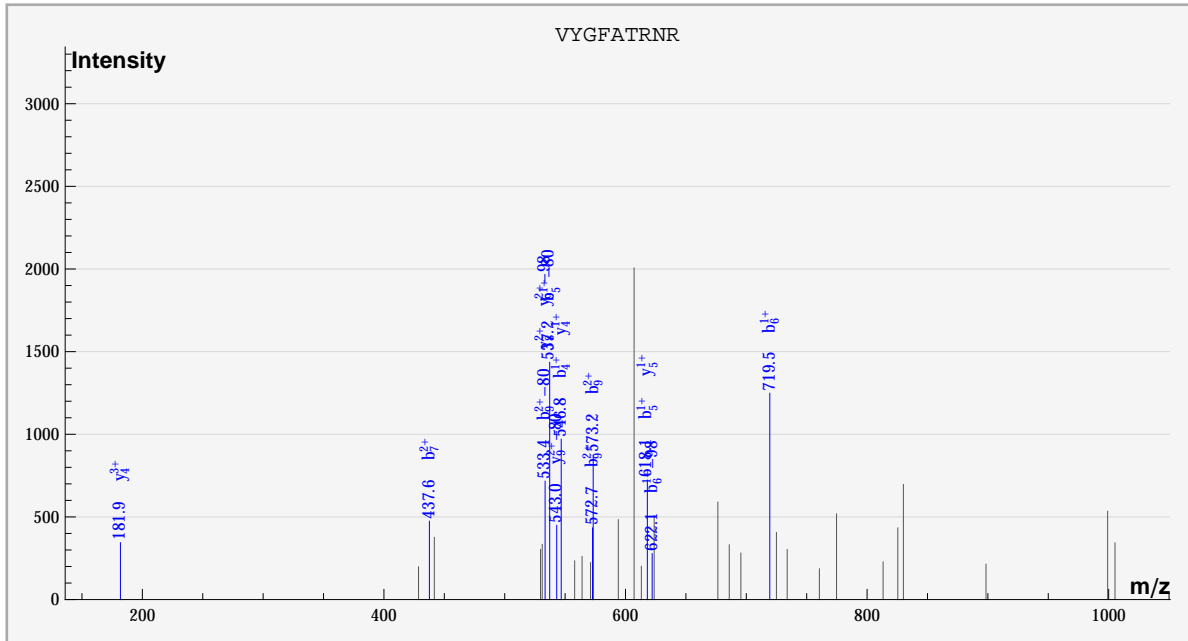


	#	b	b*	#	y	y*	P	P*
K	1							
R	2			8				
F	3	✓		7		✓		
T	4	✓		6	✓	✓		
G	5	✓		5	✓	✓		
I	6	✓		4	✓	✓		
V	7			3	✓			
T	8		✓	2				
R	9	✓	✓	1				

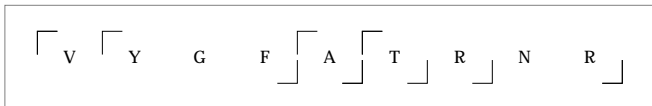




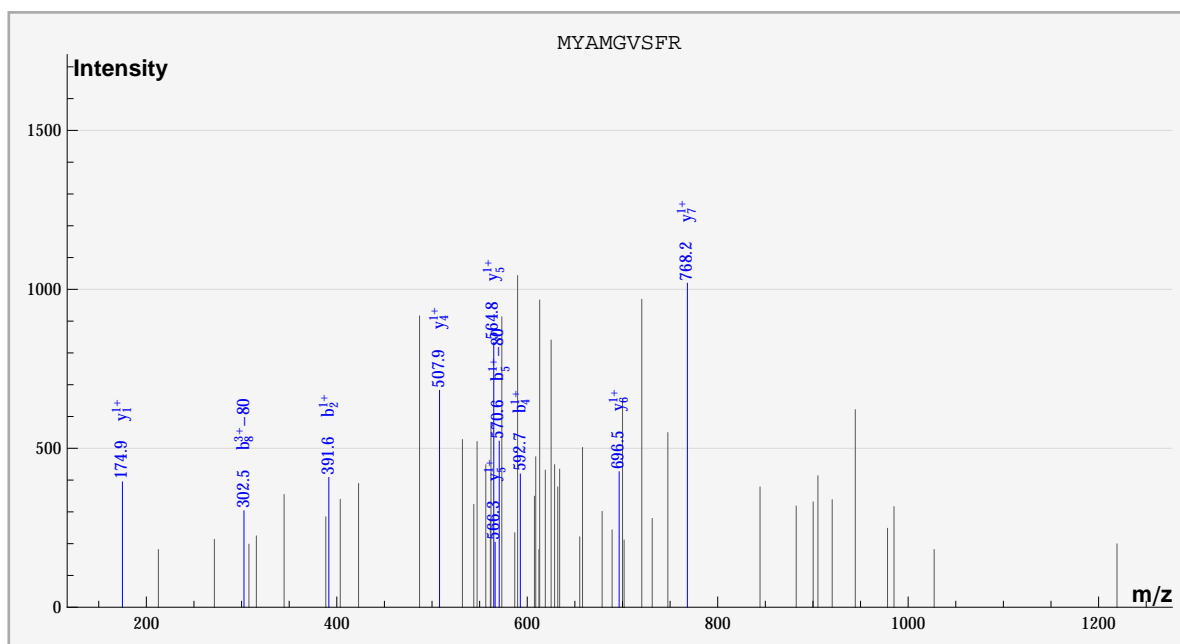
dbValid true VYGFATRNR PHOS(1) 2. 581. 1.27149 5.05369 100. ? 2340.  
 S\_Acido\_new%gil68567016|gb|AAY79945.1| VYGFATRNR::PHOS:::sample\_1%cmpd\_969



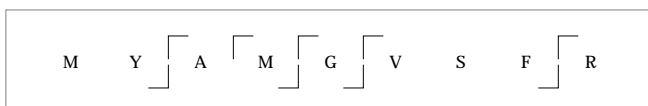
	#	b	b*	#	y	y*	P	P*
V	1							✓
Y	2			8	✓			
G	3			7				
F	4	✓		6				
A	5	✓	✓	5	✓			
T	6	✓	✓	4	✓			
R	7	✓		3				
N	8			2				
R	9	✓	✓	1				



dbValid true MYAMGVSF<sub>R</sub> Oxidation\_M(1),PHOS(1) 2. 581. -1.77041 5.74361 100. ? 3978.  
 S\_Acido\_new%gil68567215|gb|AAY80144.1| MYAMGVSF<sub>R</sub>%;Oxidation\_M:PHOS:.....%sample\_2%compd\_2516

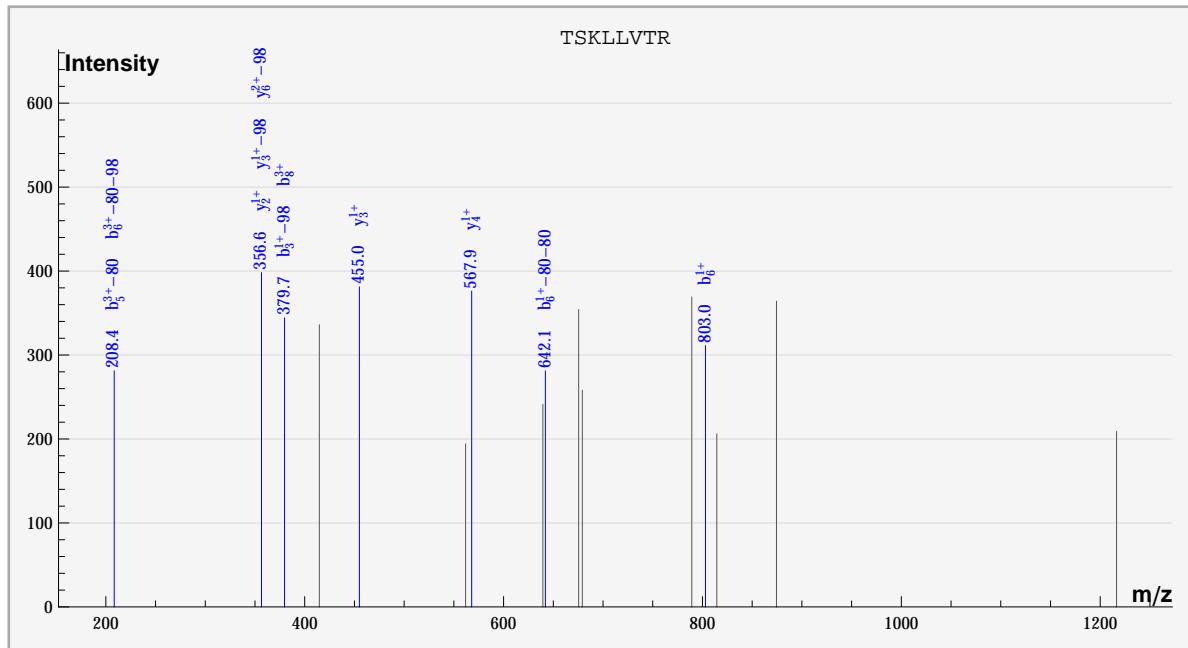


	#	b	b*	#	y	y*	P	P*
M	1							
Y	2	✓		8				
A	3			7	✓			
M	4	✓		6	✓			
G	5		✓	5	✓			
V	6			4	✓			
S	7			3				
F	8	✓		2				
R	9			1	✓			

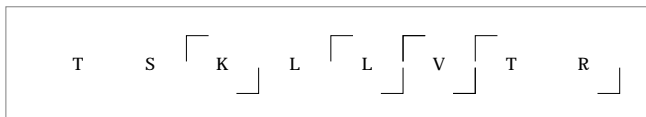


dbValid true TSKLLVTR PHOS(3) 2. 581. -1.75799 5.01899 100. ? 5196.

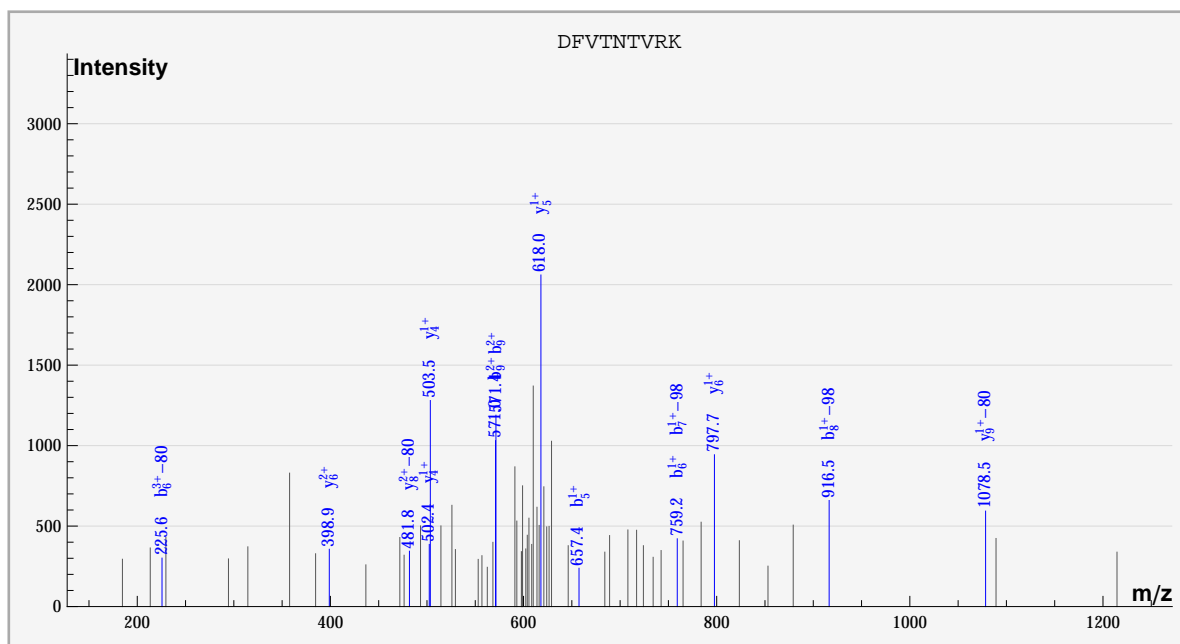
S\_Acido\_new%gil68567507|gb|AAy80436.1| TSKLLVTR%:PHOS:PHOS:::PHOS::%sample\_2%compd\_3618



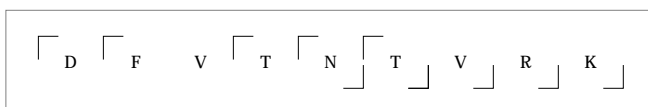
	#	b	b*	#	y	y*	P	P*
T	1							
S	2			7				
K	3		✓	6		✓		
L	4			5				
L	5		✓	4		✓		
V	6	✓	✓	3		✓		
T	7			2		✓		
R	8	✓		1				



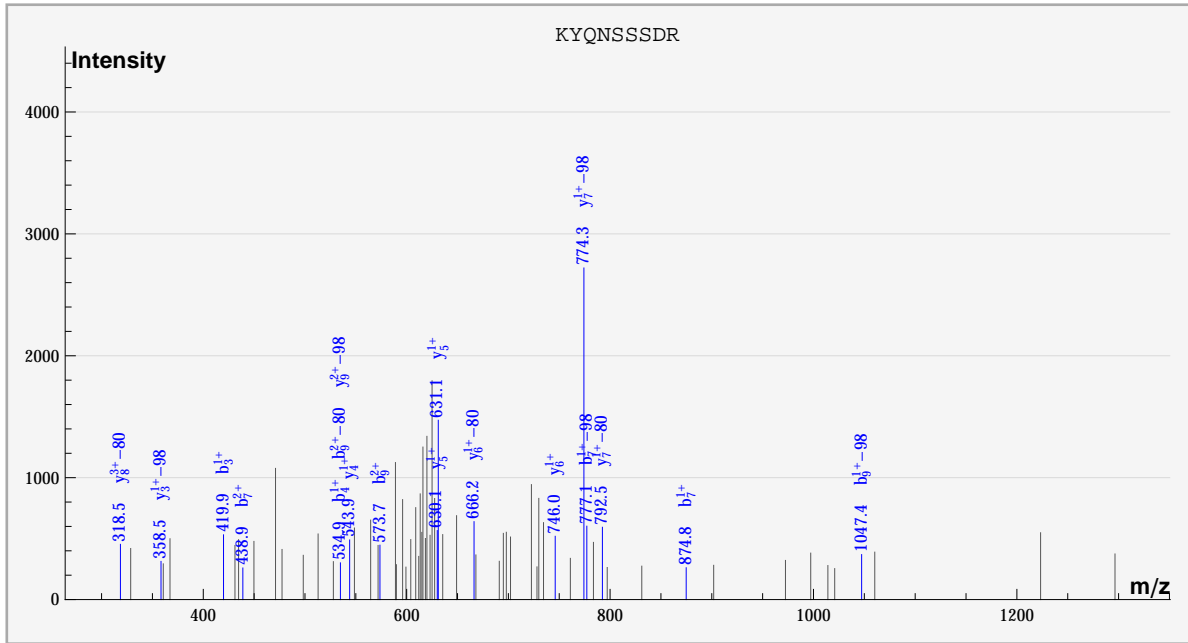
dbValid true DFVTNTRK PHOS(1) 2. 582. -1.72102 4.95298 100. ? 2100.  
 S\_Acido\_new%gi|68567180|gb|AAY80109.1| DFVTNTRK%::::PHOS::::%sample\_2%cmpd\_793



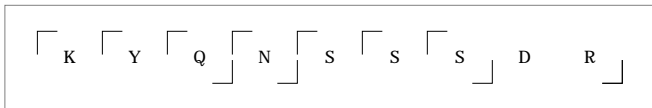
	#	b	b*	#	y	y*	P	P*
D	1							✓
F	2			8		✓		
V	3			7				
T	4			6		✓		
N	5	✓		5		✓		
T	6	✓	✓	4		✓		
V	7		✓	3				
R	8		✓	2				
K	9	✓		1				



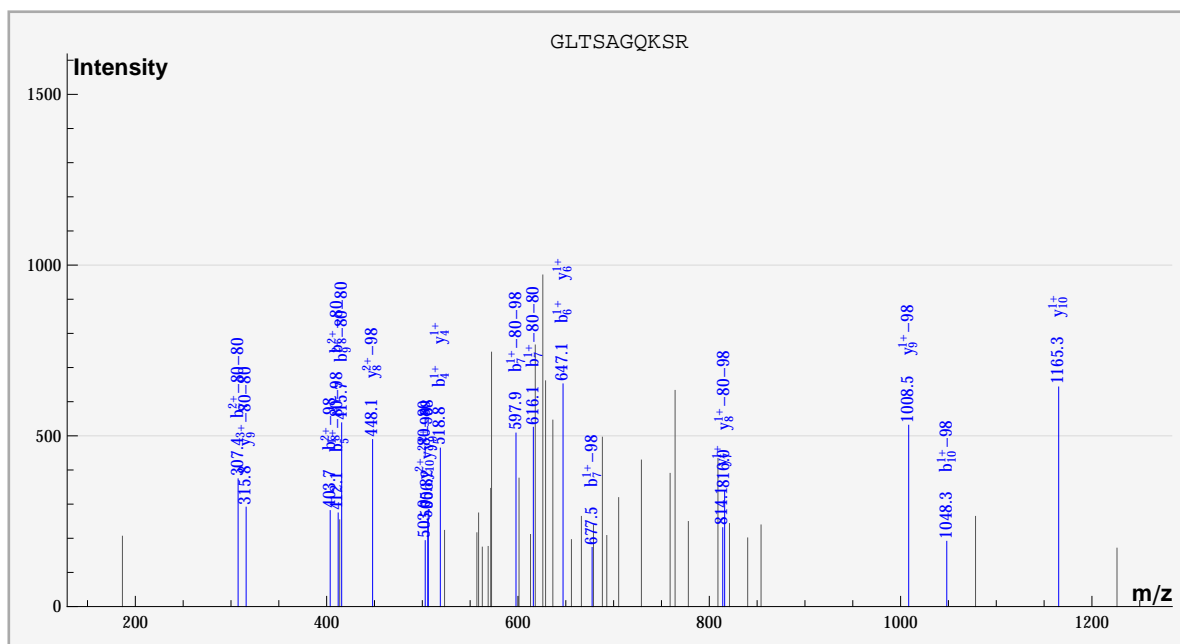
dbValid true KYQNSSSDR PHOS(1) 2. 582. 0.737687 5.14231 100. ? 3306.  
 S\_Acido\_new%gi|68567245|gb|AAy80174.1| KYQNSSSDR%:::::PHOS:::%sample\_2%cmpd\_1897



	#	b	b*	#	y	y*	P	P*
K	1							✓
Y	2			8		✓		
Q	3	✓		7		✓		
N	4	✓		6	✓	✓		
S	5			5	✓			
S	6			4	✓			
S	7	✓	✓	3		✓		
D	8			2				
R	9	✓	✓	1				



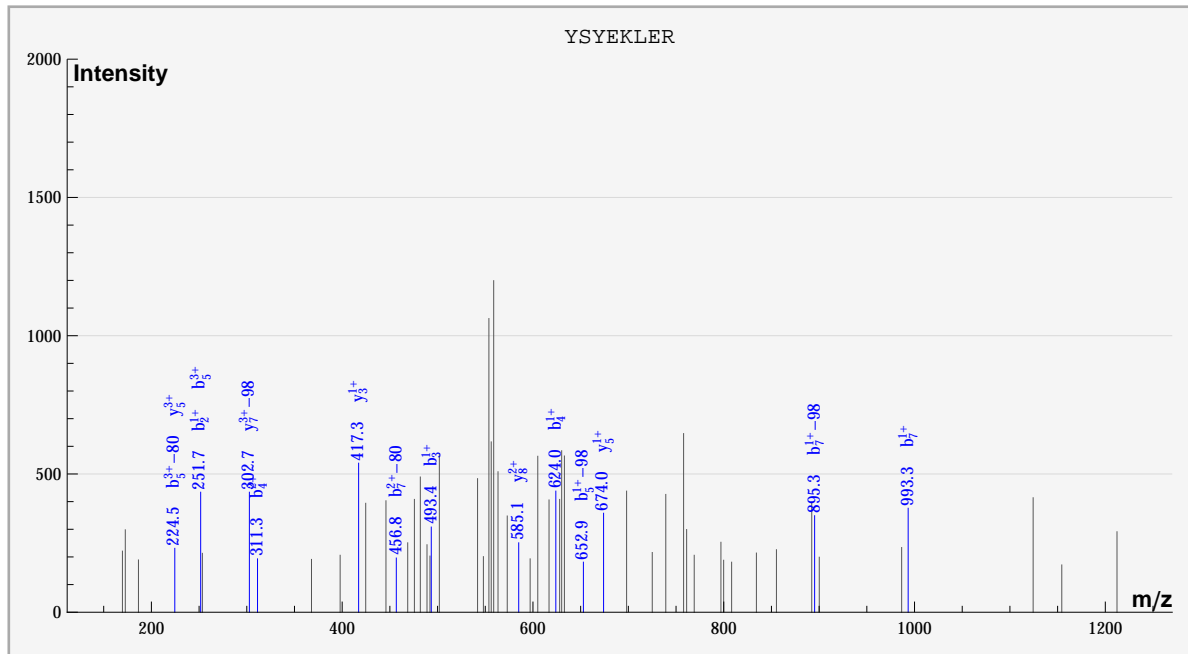
dbValid true GLTSAGQKSR PHOS(2) 2. 582. 0.744107 4.94399 100. ? 3834.  
 S\_Acido\_new%gi|68567080|gb|AAy80009.1| GLTSAGQKSR%::PHOS:PHOS:::sample\_2%compd\_2385



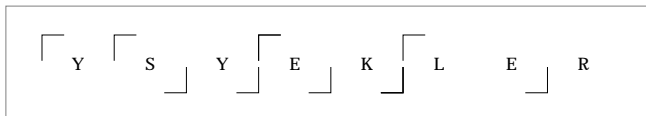
	#	b	b*	#	y	y*	P	P*
G	1						✓	✓
L	2			9		✓		
T	3			8		✓		
S	4	✓		7	✓			
A	5		✓	6	✓			
G	6	✓		5				
Q	7		✓	4	✓			
K	8		✓	3				
S	9		✓	2				
R	10		✓	1				



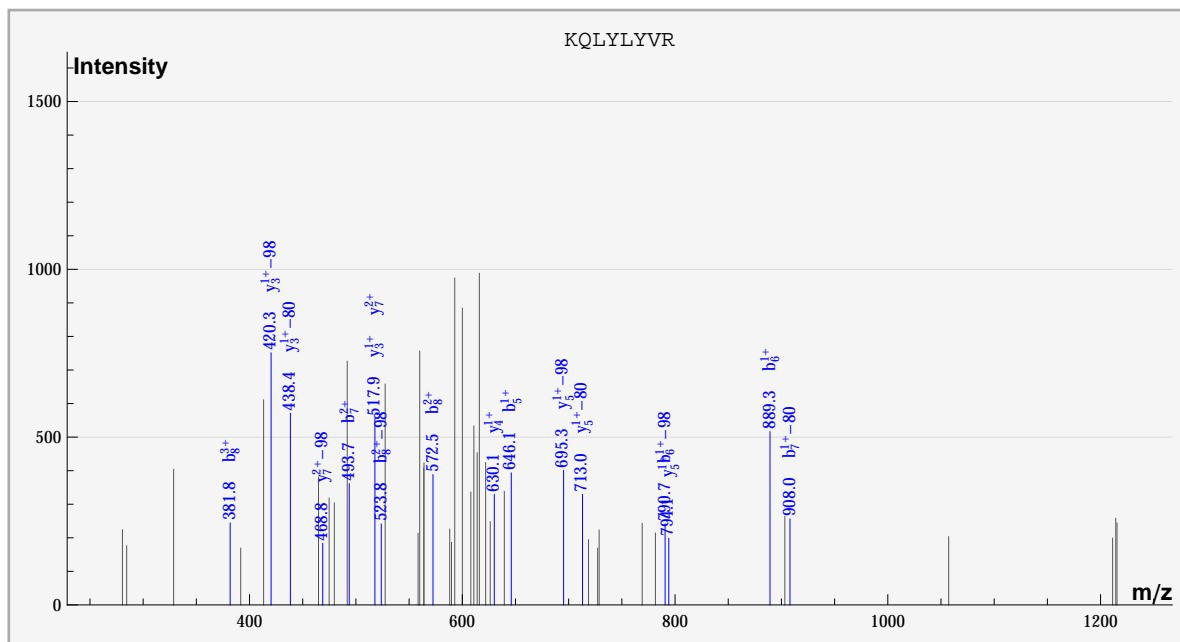
dbValid true YSYEKLER PHOS(1) 2. 583. 1.25772 5.25133 100. ? 1812.  
 S\_Acido\_new%gi68567350|gb|AAY80279.1| YSYEKLER%:::PHOS:::sample\_2%cmpd\_528



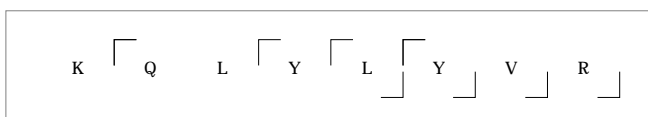
	#	b	b*	#	y	y*	P	P*
Y	1							✓
S	2	✓		7		✓		
Y	3	✓		6				
E	4	✓		5		✓		
K	5	✓	✓	4				
L	6			3		✓		
E	7	✓	✓	2				
R	8			1				



dbValid true KQLYLYVR PHOS(1) 2. 583. -1.19536 5.0203 100. ? 1860.  
 S\_Acido\_new%gi|68567097|gb|AAY80026.1| S\_Acido\_new%gi|68567131|gb|AAY80060.1|  
 KQLYLYVR%::::::PHOS:::sample\_2%cmpd\_573



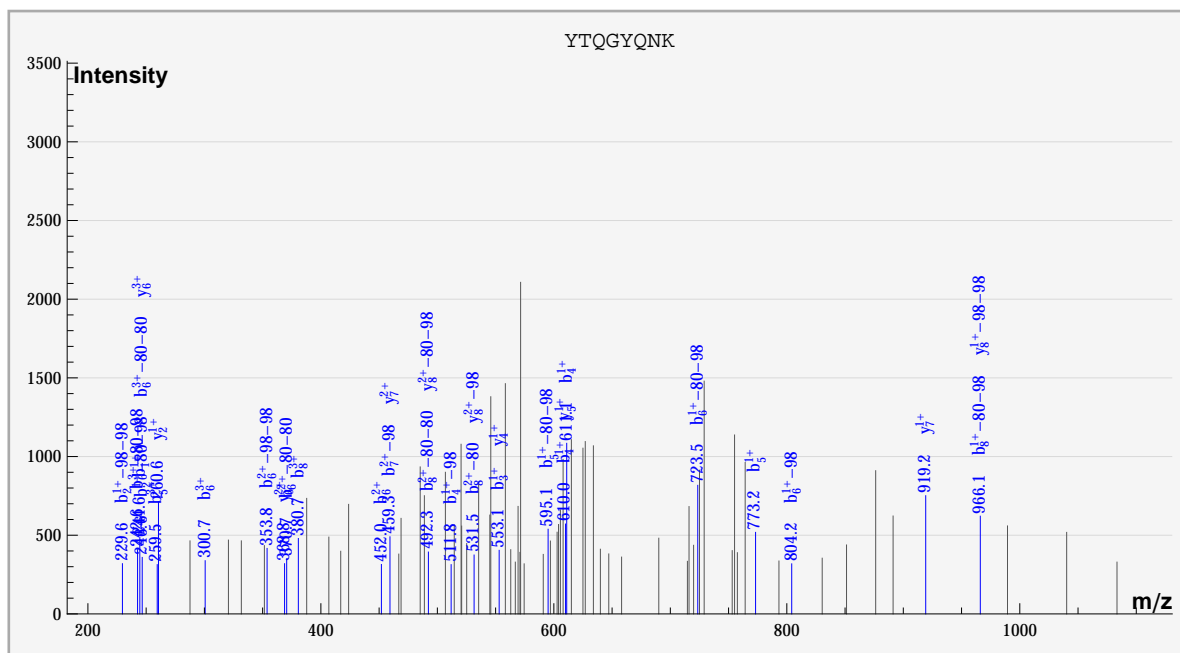
	#	b	b*	#	y	y*	P	P*
K	1							
Q	2			7	✓	✓		
L	3			6				
Y	4			5	✓	✓		
L	5	✓		4	✓			
Y	6	✓	✓	3	✓	✓		
V	7	✓	✓	2				
R	8	✓	✓	1				



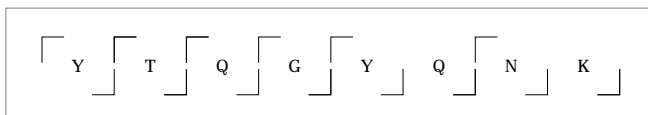




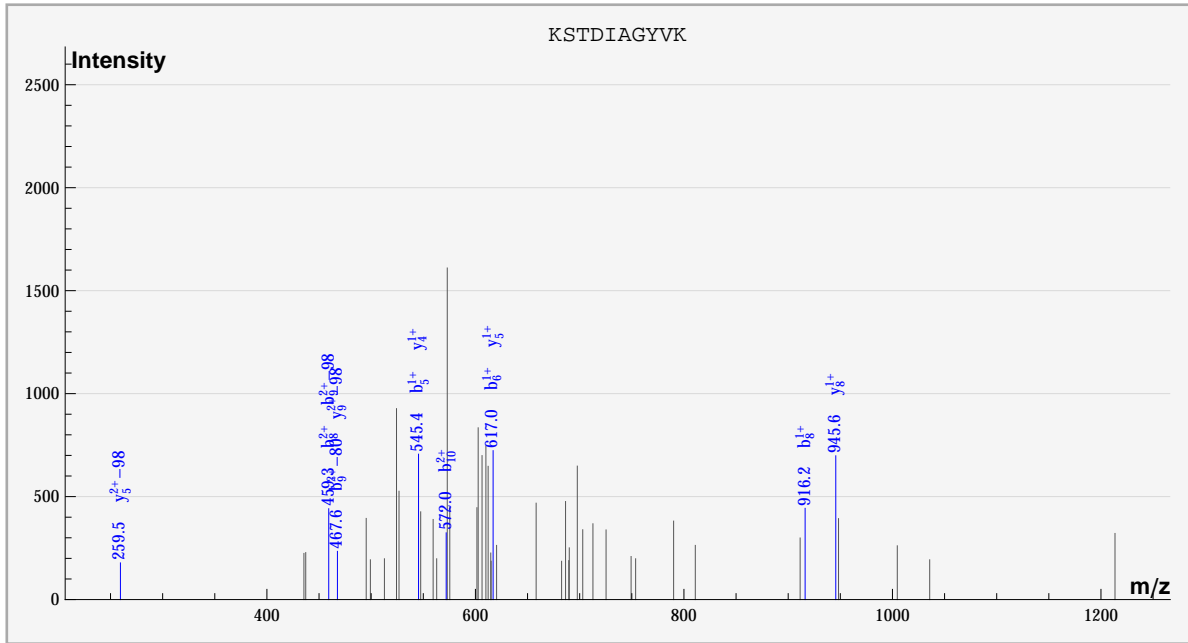
dbValid true YTQGYQNK PHOS(2) 2. 583. -1.79571 5.07961 100. ? 2208.  
 S\_Acido\_new%gil68566559|gb|AA79488.1| YTQGYQNK%:PHOS:PHOS:.....:sample\_2%compd\_893



	#	b	b*	#	y	y*	P	P*
Y	1	✓						✓
T	2		✓	7	✓			
Q	3	✓		6	✓			
G	4	✓	✓	5	✓			
Y	5	✓	✓	4	✓			
Q	6	✓	✓	3				
N	7	✓	✓	2	✓			
K	8	✓	✓	1				



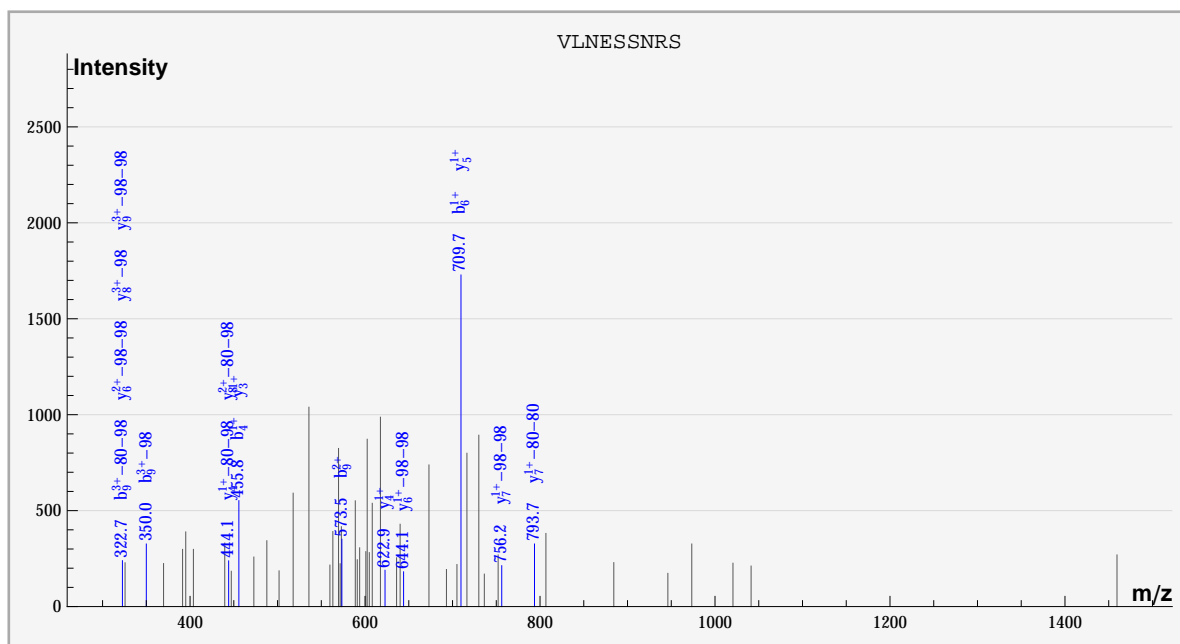
dbValid true KSTDIAGYVK PHOS(1) 2. 583. -1.71881 5.1105 100. ? 2616.  
 S\_Acido\_new%gi|68567486|gb|AAy80415.1| KSTDIAGYVK%:.....PHOS::%sample\_1%compd\_1209



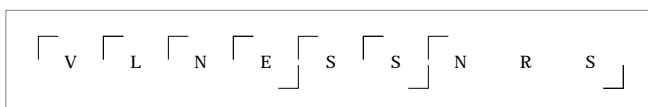
	#	b	b*	#	y	y*	P	P*
K	1							
S	2			9		✓		
T	3			8	✓			
D	4			7				
I	5	✓		6				
A	6	✓		5	✓	✓		
G	7			4	✓			
Y	8	✓		3				
V	9		✓	2				
K	10	✓		1				



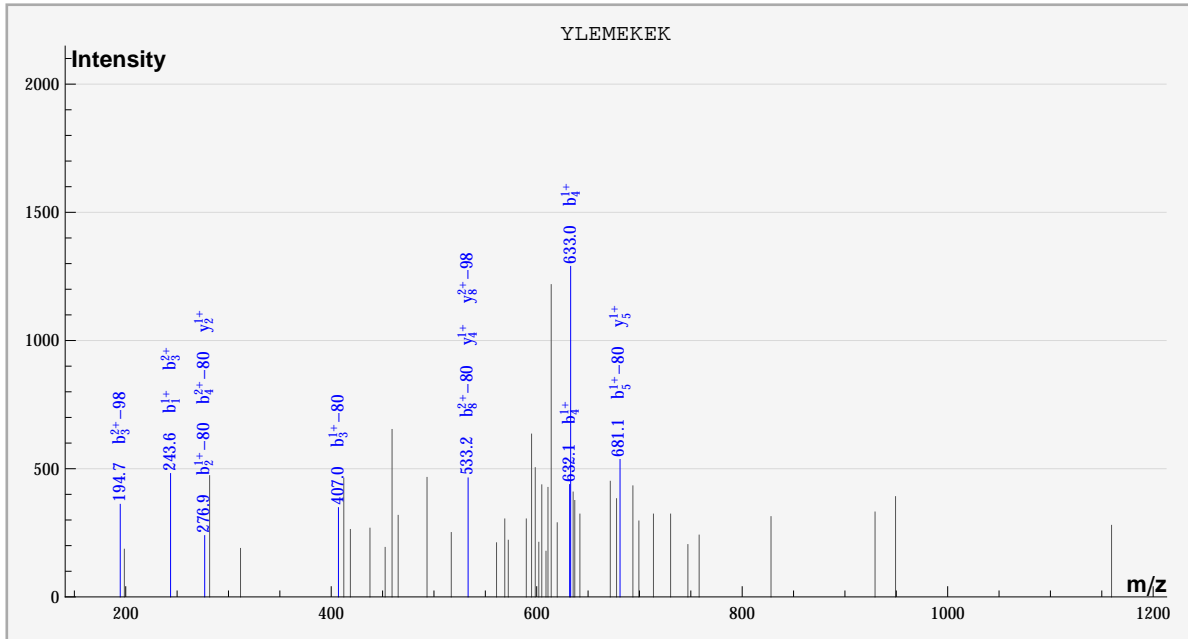
dbValid true VLNESSNRS PHOS(2) 2. 583. 0.217927 5.15645 100. ? 3942.  
 S\_Acido\_new%gi|68567368|gb|AAy80297.1| VLNESSNRS%:::PHOS::PHOS:%sample\_2%compd\_2485



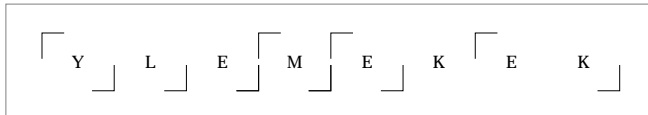
	#	b	b*	#	y	y*	P	P*
V	1							✓
L	2			8		✓		
N	3			7		✓		
E	4	✓		6		✓		
S	5			5	✓			
S	6	✓		4	✓	✓		
N	7			3	✓			
R	8			2				
S	9	✓	✓	1				



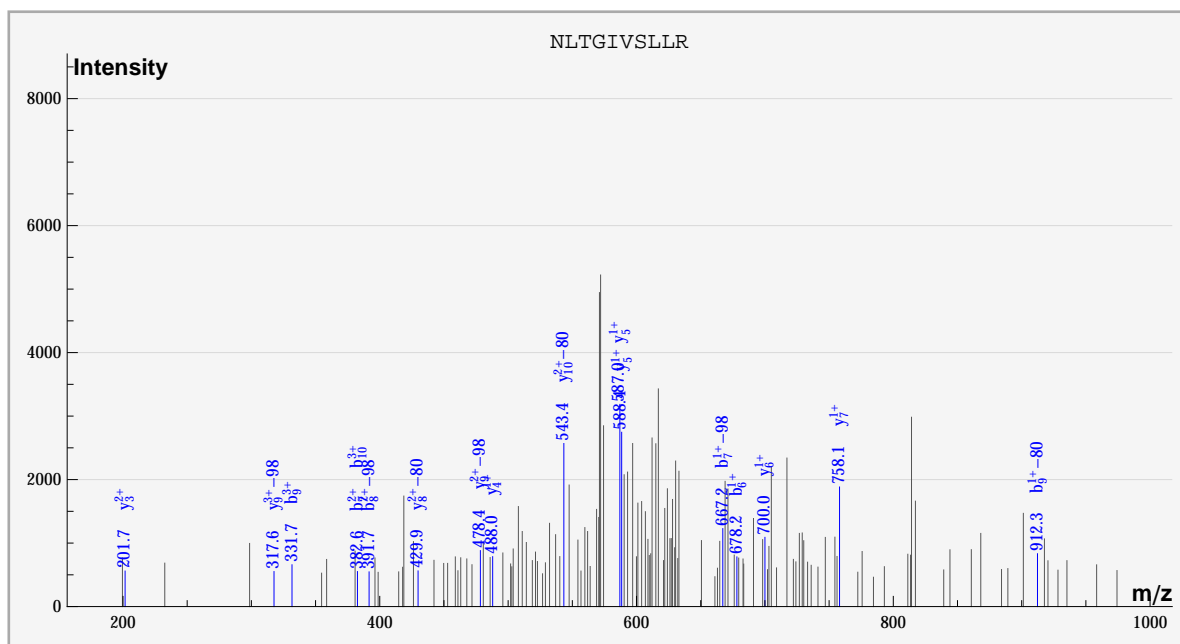
dbValid true YLEMEKEK Oxidation\_M(1),PHOS(1) 2. 584. -0.754048 5.05504 100. ? 1848.  
 S\_Acido\_new%gi|68568296|gb|AAY81225.1| YLEMEKEK%:PHOS::Oxidation\_M::::%sample\_2%cmpd\_563



	#	b	b*	#	y	y*	P	P*
Y	1		✓					✓
L	2		✓	7				
E	3	✓	✓	6				
M	4	✓	✓	5	✓			
E	5		✓	4	✓			
K	6			3				
E	7			2	✓			
K	8		✓	1				



dbValid true NLTGIVSLLR PHOS(1) 2. 584. -0.679353 5.39021 100. ? 2706.  
 S\_Acido\_new%gil68566570|gb|AAY79499.1| NLTGIVSLLR%:::PHOS:::sample\_2%cmpd\_1348

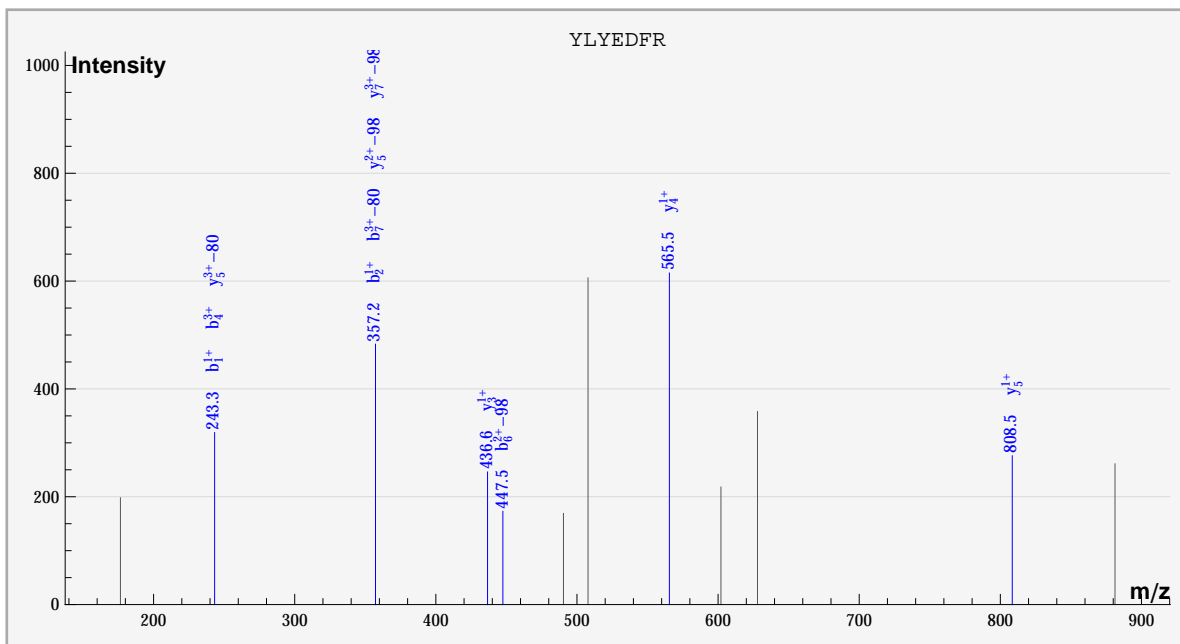


	#	b	b*	#	y	y*	P	P*
N	1							✓
L	2			9		✓		
T	3			8		✓		
G	4			7	✓			
I	5			6	✓			
V	6	✓		5	✓			
S	7	✓	✓	4	✓			
L	8		✓	3	✓			
L	9	✓	✓	2				
R	10	✓		1				

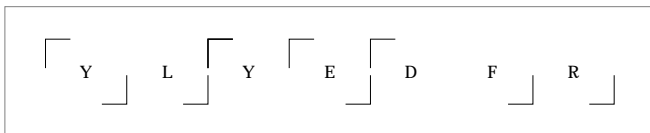
┌ N ┌ L ┌ T ┌ G ┌ I ┌ V ┌ S ┌ L ┌ L ┌ R ┘

dbValid true YLYEDFR PHOS(2) 2. 584. -0.796248 5.08505 100. ? 5028.

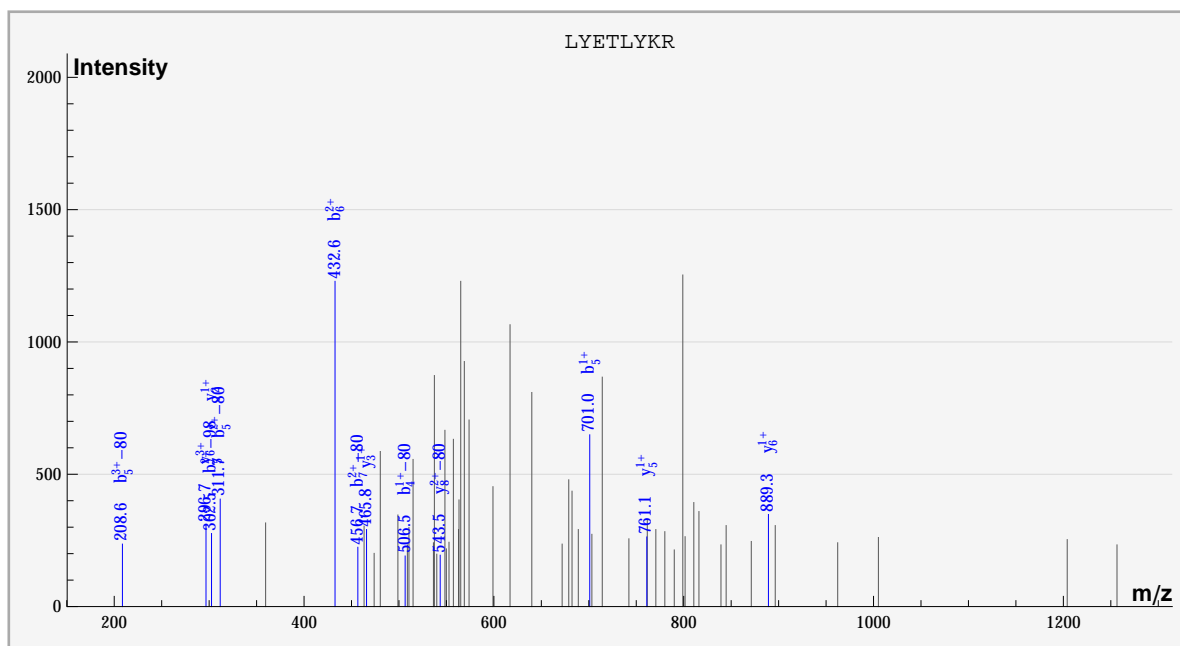
S\_Acido\_new%gi|68567879|gb|AAY80808.1| YLYEDFR%:PHOS::PHOS:::sample\_2%compd\_3474



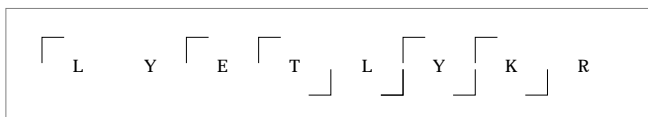
	#	b	b*	#	y	y*	P	P*
Y	1	✓						✓
L	2	✓		6				
Y	3			5	✓	✓		
E	4	✓		4	✓			
D	5			3	✓			
F	6		✓	2				
R	7		✓	1				



dbValid true LYETLYKR PHOS(1) 2. 585. -1.71372 5.38691 100. ? 1548.  
 S\_Acido\_new%gi|68568439|gb|AAY81368.1| LYETLYKR%:::PHOS:::%sample\_2%compd\_287



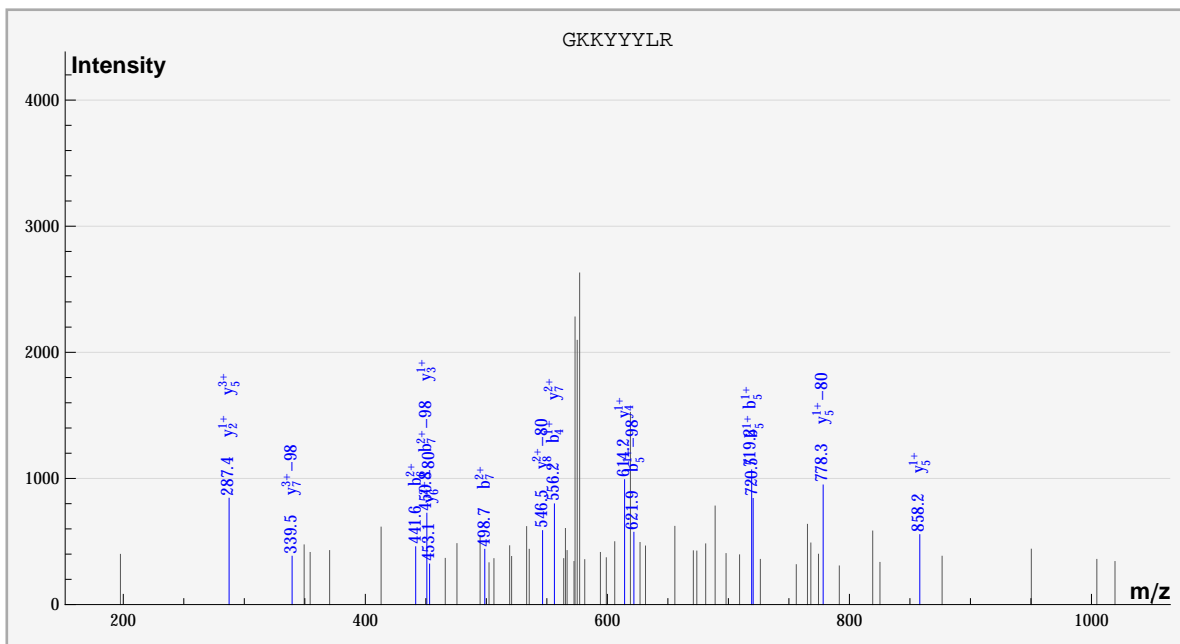
	#	b	b*	#	y	y*	P	P*
L	1							✓
Y	2			7				
E	3			6	✓			
T	4	✓	✓	5	✓			
L	5	✓	✓	4				
Y	6	✓		3	✓			
K	7		✓	2	✓			
R	8			1				



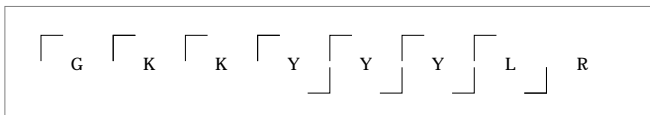


dbValid true GKKYYYLK PHOS(1) 2. 585. 0.788987 5.50582 100. ? 2184.

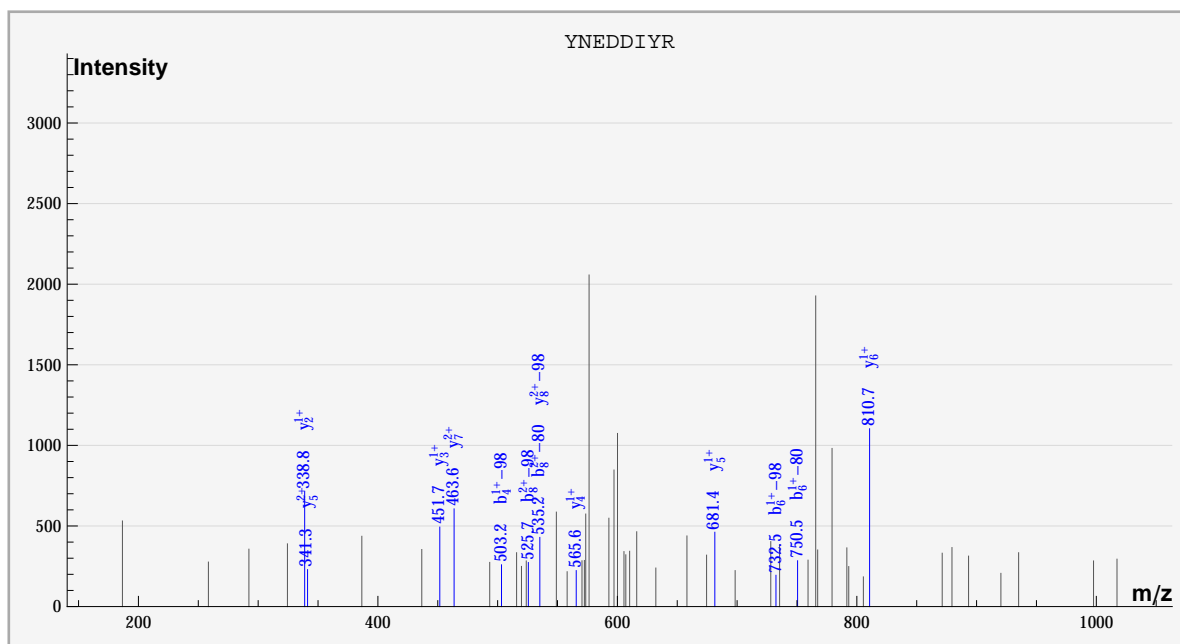
S\_Acido\_new%gi|68566503|gb|AAY79432.1| GKKYYYLK%::::PHOS::::%sample\_1%compd\_837



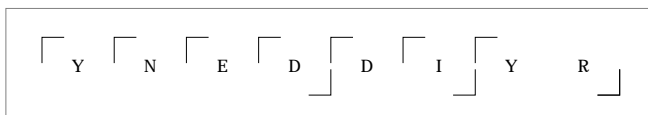
	#	b	b*	#	y	y*	P	P*
G	1							✓
K	2			7	✓	✓		
K	3			6		✓		
Y	4	✓		5	✓	✓		
Y	5	✓	✓	4	✓			
Y	6	✓		3	✓			
L	7	✓	✓	2	✓			
R	8			1				



dbValid true YNEDDIYR PHOS(1) 2. 585. -0.778668 5.19817 100. ? 2304.  
 S\_Acido\_new%gi|68568042|gb|AAY80971.1| YNEDDIYR%:PHOS:::sample\_1%cmpd\_941

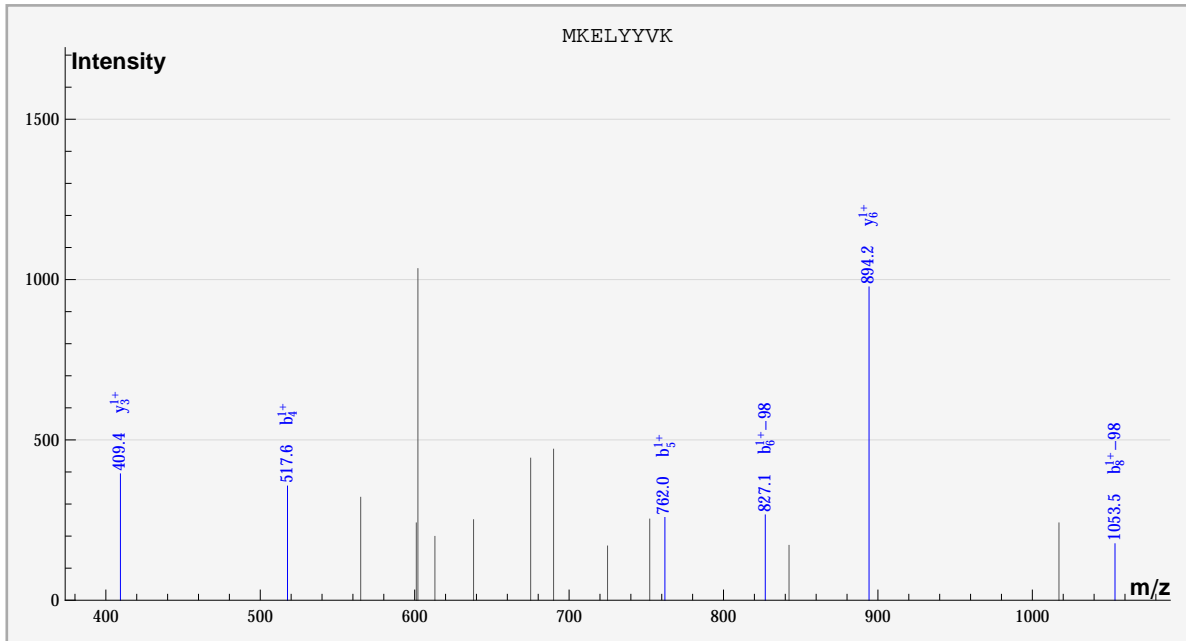


	#	b	b*	#	y	y*	P	P*
Y	1							✓
N	2			7	✓			
E	3			6	✓			
D	4	✓		5	✓			
D	5			4	✓			
I	6	✓		3	✓			
Y	7			2	✓			
R	8	✓		1				



dbValid true MKELYVVK Oxidation\_M(1),PHOS(1) 2. 585. 0.269232 4.93549 100. ? 3012.

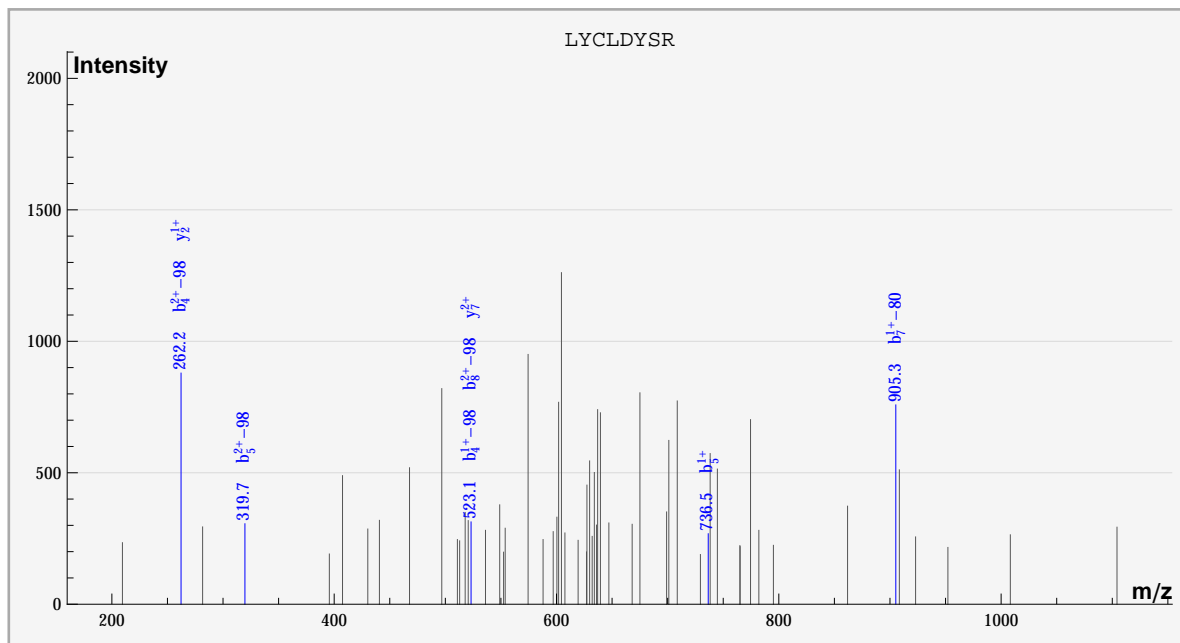
S\_Acido\_new%gi|68566911|gb|AA79840.1| MKELYVVK%:Oxidation\_M:::PHOS:::%sample\_1%compd\_1551



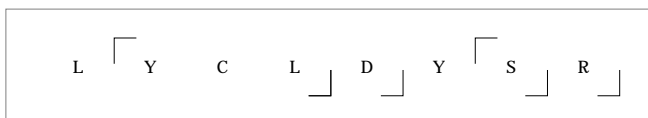
	#	b	b*	#	y	y*	P	P*
M	1							
K	2			7				
E	3			6	✓			
L	4	✓		5				
Y	5	✓		4				
Y	6		✓	3	✓			
V	7			2				
K	8		✓	1				



dbValid true LYCLDYSR Cys\_CAM(1),PHOS(1) 2. 585. 0.238472 5.34916 100. ? 3768.  
 S\_Acido\_new%gil68567645|gb|AAy80574.1| LYCLDYSR%::PHOS:Cys\_CAM:::::%sample\_2%cmpd\_2322

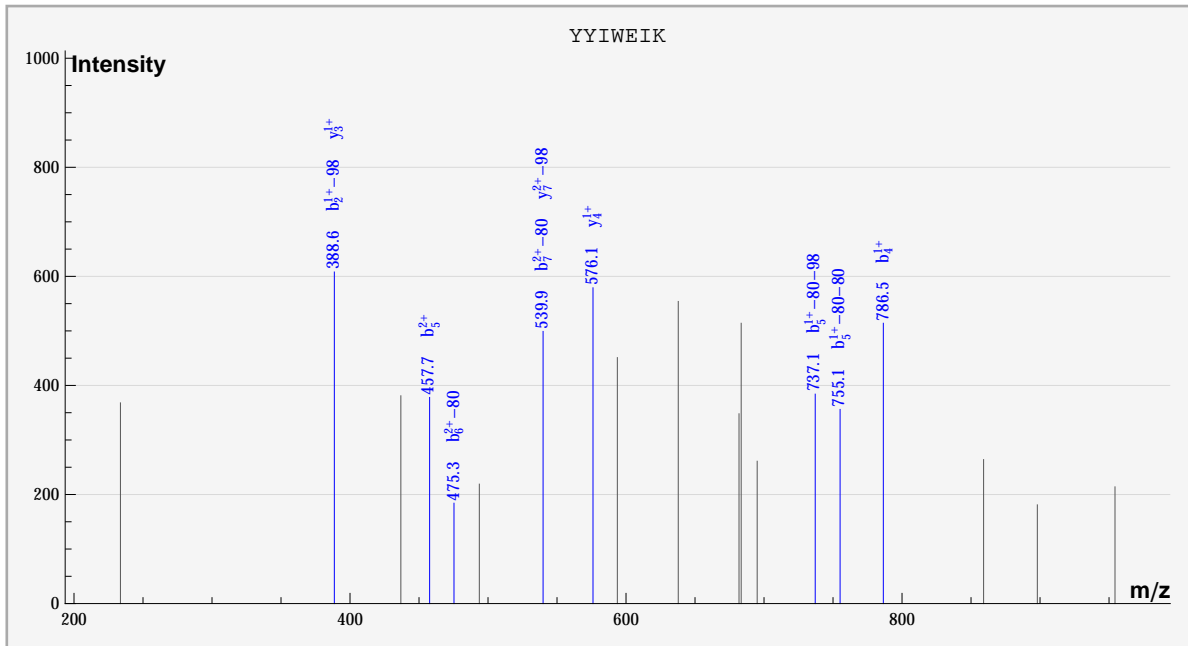


	#	b	b*	#	y	y*	P	P*
L	1							
Y	2			7	✓			
C	3			6				
L	4	✓		5				
D	5	✓	✓	4				
Y	6			3				
S	7		✓	2	✓			
R	8		✓	1				

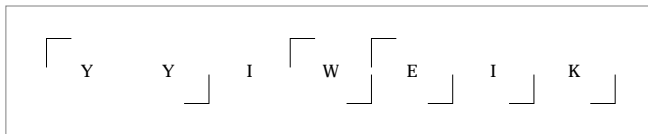


dbValid true YYIWEIK PHOS(2) 2. 586. 1.73469 5.1213 100. ? 102.

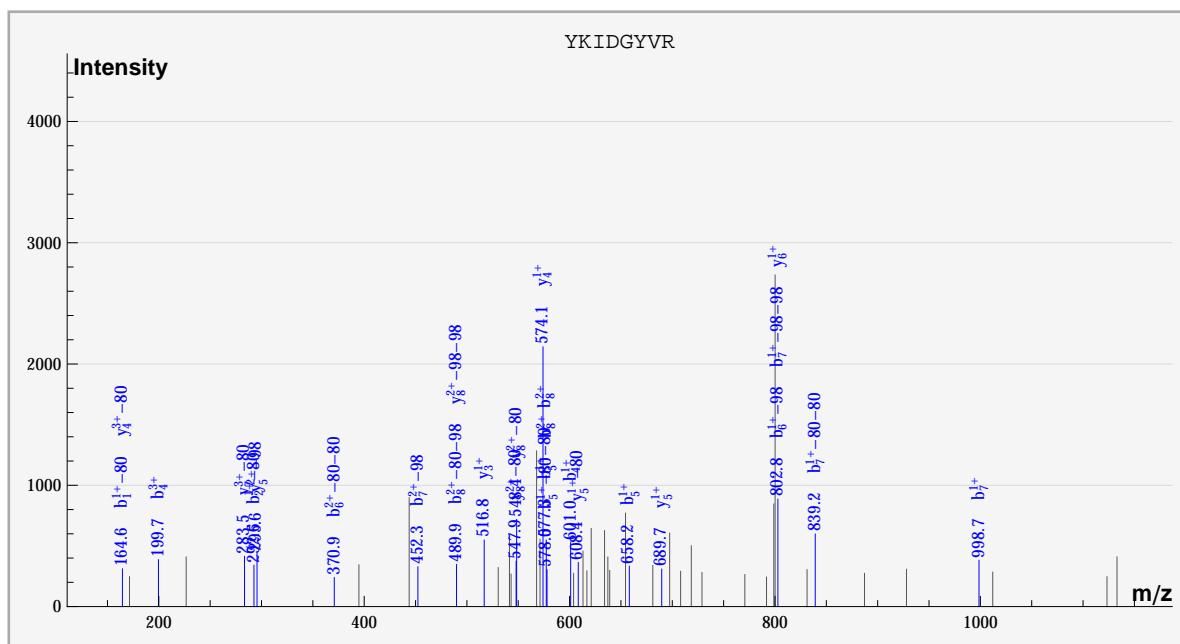
S\_Acido\_new%gi|68567937|gb|AA80866.1| YYIWEIK%:PHOS:PHOS:::sample\_2%compd\_4079



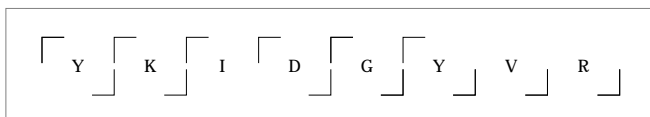
	#	b	b*	#	y	y*	P	P*
Y	1							✓
Y	2		✓	6				
I	3			5				
W	4	✓		4	✓			
E	5	✓	✓	3	✓			
I	6		✓	2				
K	7		✓	1				



dbValid true YKIDGYVR PHOS(2) 2. 587. 0.240667 5.04872 100. ? 1536.  
 S\_Acido\_new%gii68567446|gb|AAY80375.1| YKIDGYVR%:PHOS:::PHOS:::sample\_2%compd\_279

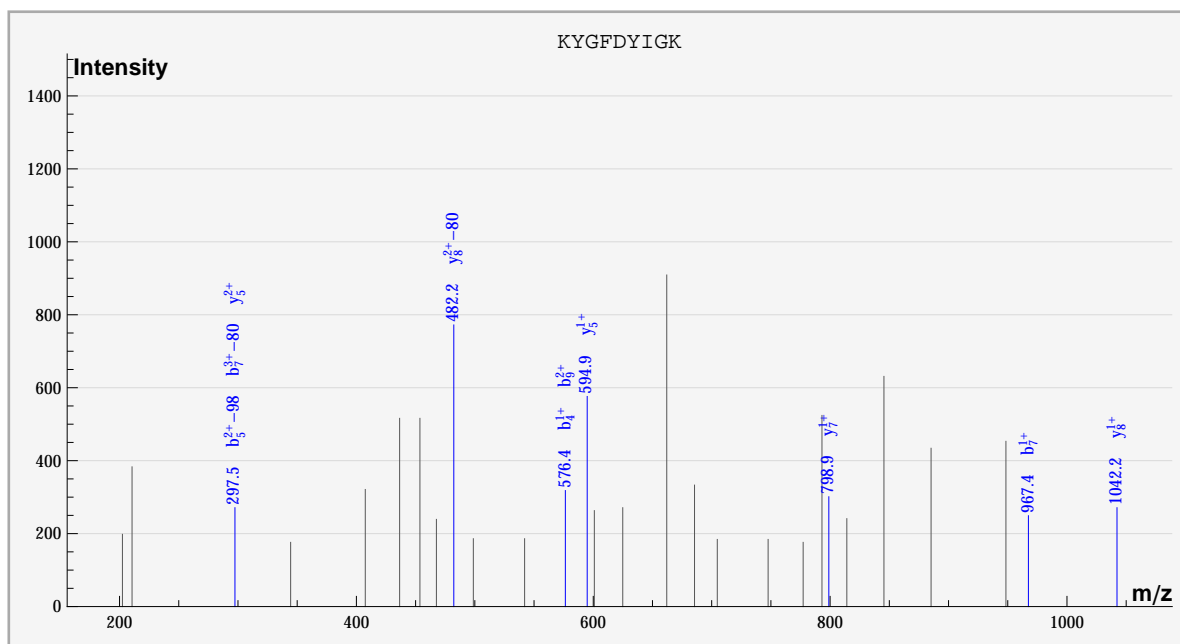


	#	b	b*	#	y	y*	P	P*
Y	1		✓					✓
K	2		✓	7		✓		
I	3			6	✓			
D	4	✓		5	✓	✓		
G	5	✓	✓	4	✓	✓		
Y	6		✓	3	✓			
V	7	✓	✓	2				
R	8	✓	✓	1				

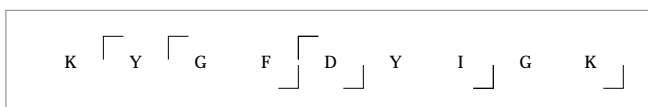




dbValid true KYGFDYIGK PHOS(1) 2. 587. -1.23483 4.95183 100. ? 1824.  
 S\_Acido\_new%gi|68568703|gb|AAY81632.1| KYGFDYIGK%::PHOS:::sample\_1%compd\_529

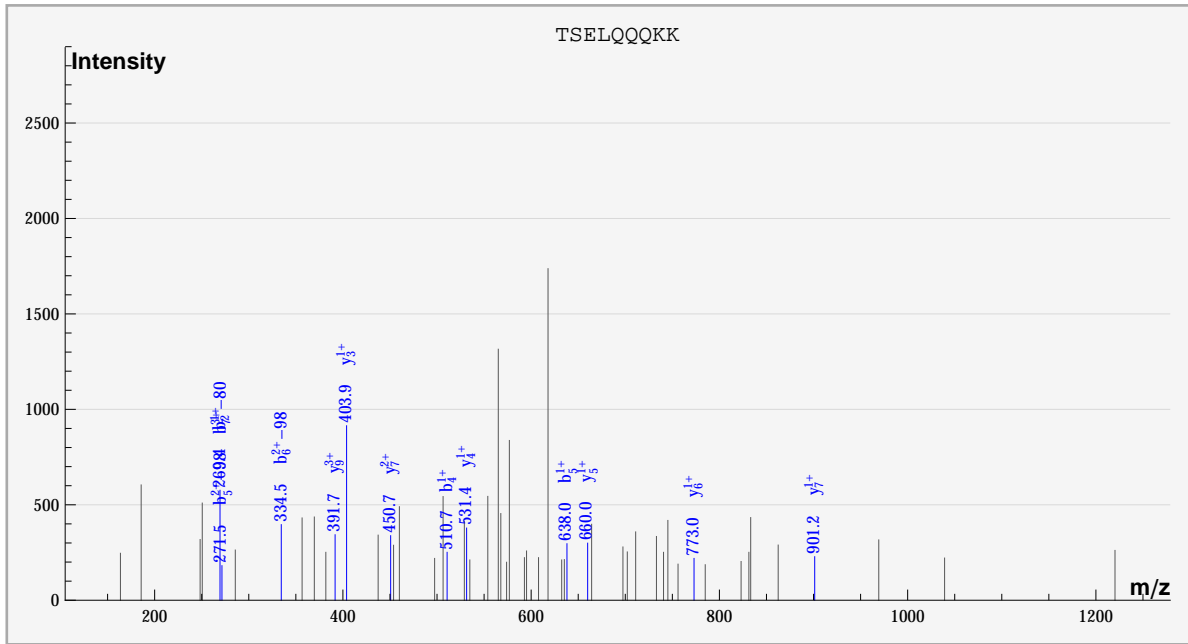


	#	b	b*	#	y	y*	P	P*
K	1							
Y	2			8	✓	✓		
G	3			7	✓			
F	4	✓		6				
D	5		✓	5	✓			
Y	6			4				
I	7	✓	✓	3				
G	8			2				
K	9	✓		1				

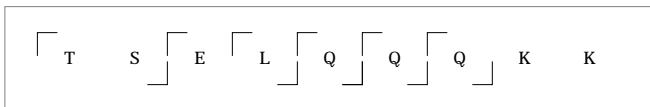




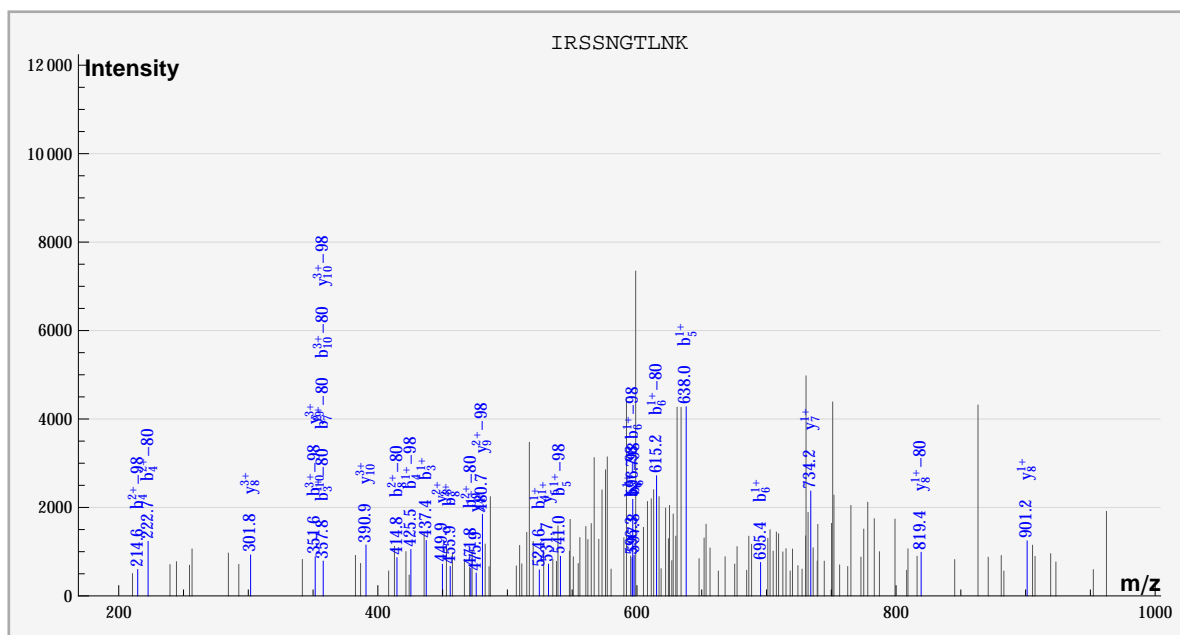
dbValid true TSELQQQKK PHOS(1) 2. 587. -1.71827 5.39794 100. ? 1848.  
 S\_Acido\_new%gi|68567858|gb|AAY80787.1| TSELQQQKK%:PHOS:.....%sample\_2%compd\_566



	#	b	b*	#	y	y*	P	P*
T	1							✓
S	2	✓		8				
E	3			7	✓			
L	4	✓		6	✓			
Q	5	✓	✓	5	✓			
Q	6		✓	4	✓			
Q	7		✓	3	✓			
K	8			2				
K	9			1				



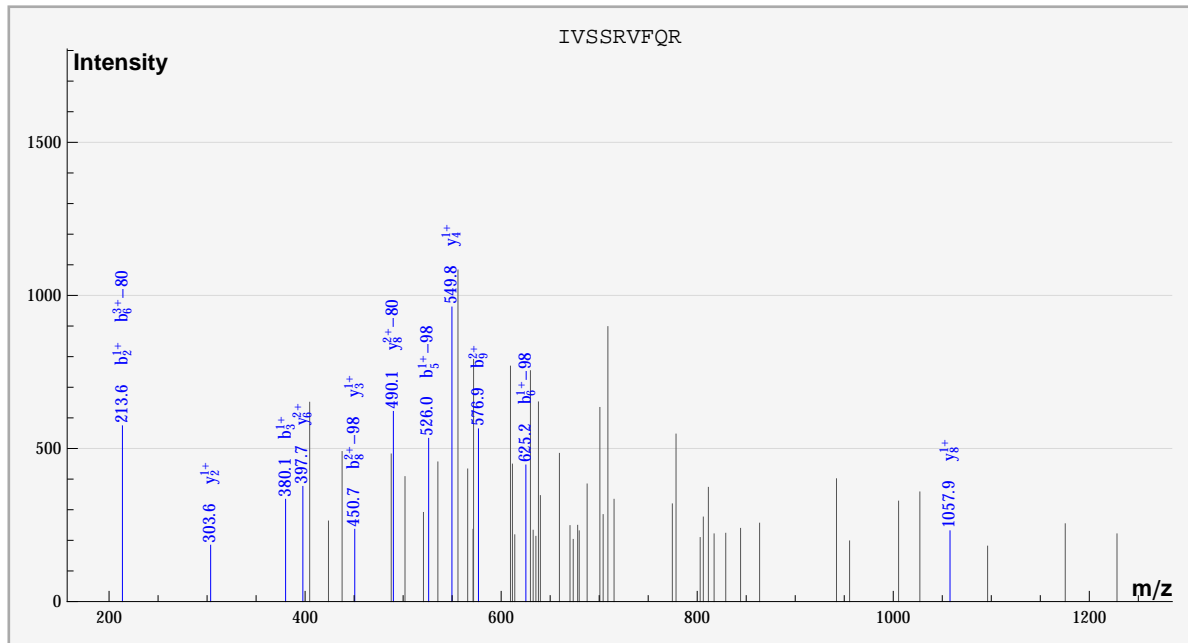
dbValid true IRSSNGTLNK PHOS(1) 2. 587. -1.71266 4.96704 100. ? 2826.  
 S\_Acido\_new%gi|68568025|gb|AAy80954.1| IRSSNGTLNK%:::PHOS%:::%sample\_2%compd\_1461



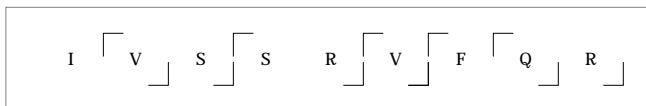
	#	b	b*	#	y	y*	P	P*
I	1						✓	✓
R	2			9	✓	✓		
S	3	✓	✓	8	✓	✓		
S	4	✓	✓	7	✓			
N	5	✓	✓	6				
G	6	✓	✓	5	✓			
T	7		✓	4	✓			
L	8	✓	✓	3				
N	9		✓	2				
K	10		✓	1				



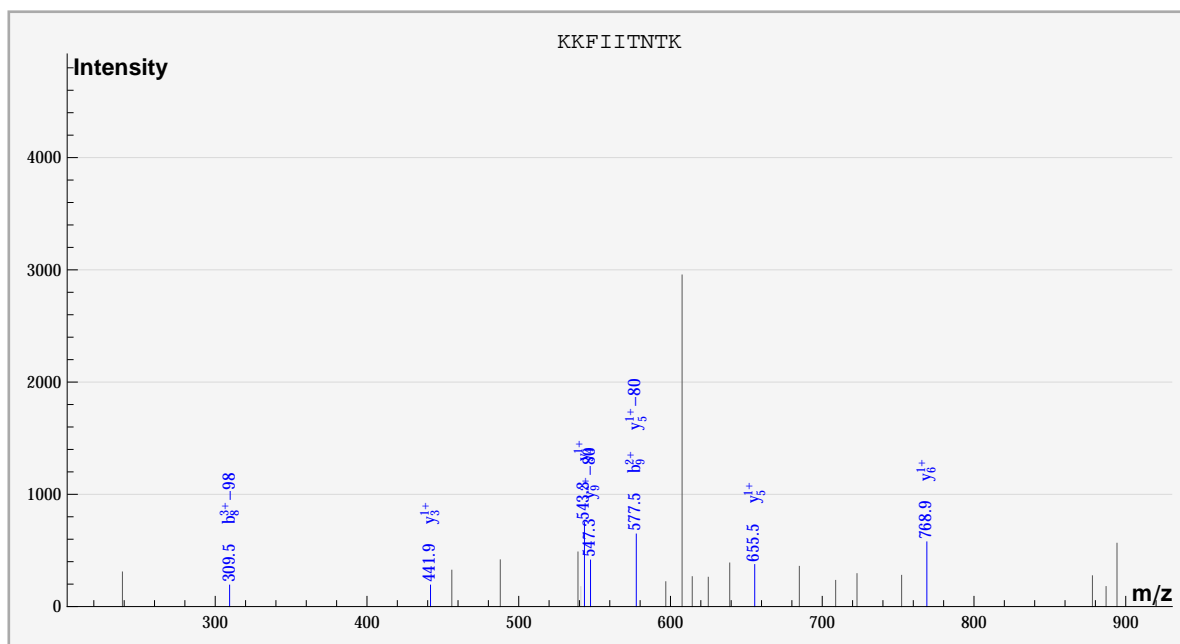
dbValid true IVSSRVFQR PHOS(1) 2. 587. -0.697208 5.75313 100. ? 3876.  
 S\_Acido\_new%gi|68567663|gb|AAY80592.1| IVSSRVFQR%:::PHOS:::sample\_2%compd\_2424



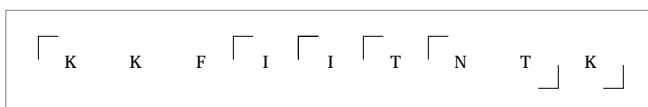
	#	b	b*	#	y	y*	P	P*
I	1							
V	2	✓		8	✓	✓		
S	3	✓		7				
S	4			6	✓			
R	5		✓	5				
V	6		✓	4	✓			
F	7			3	✓			
Q	8		✓	2	✓			
R	9	✓		1				



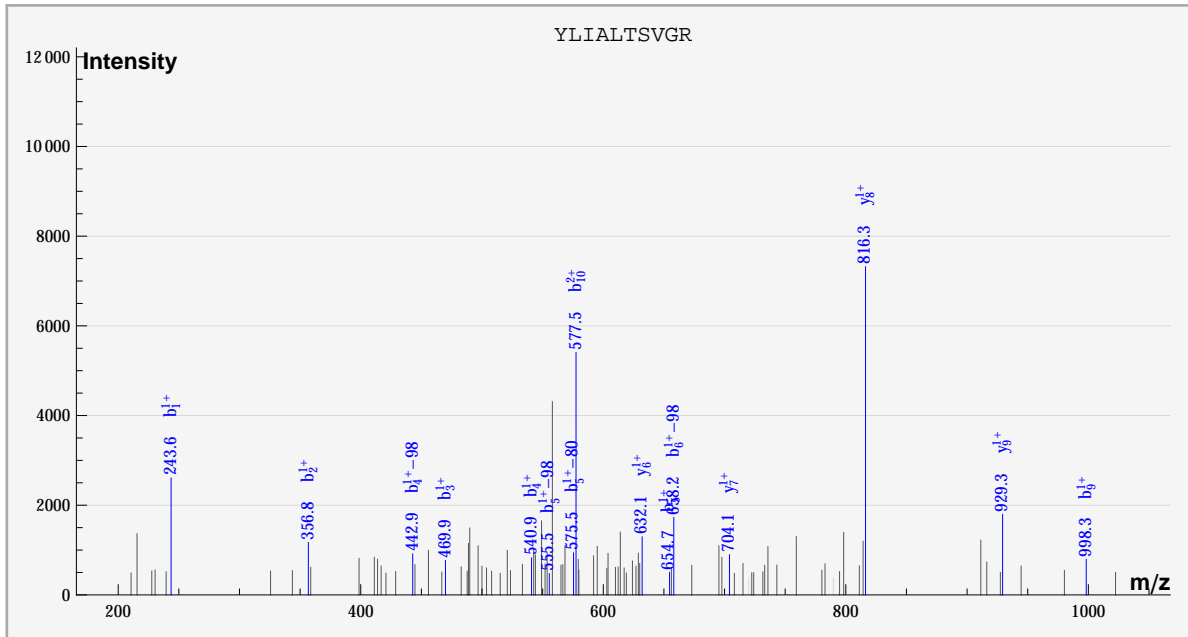
dbValid true KKFIIITNTK PHOS(1) 2. 587. -0.174433 5.86783 100. ? 5286.  
 S\_Acido\_new%gi|68567645|gb|AAY80574.1| KKFIIITNTK%:::::PHOS::%sample\_2%compd\_3700



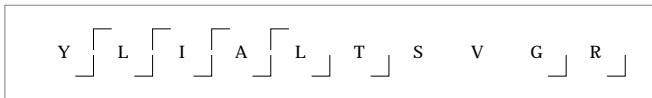
	#	b	b*	#	y	y*	P	P*
K	1							✓
K	2			8				
F	3			7				
I	4			6	✓			
I	5			5	✓	✓		
T	6			4	✓			
N	7			3	✓			
T	8	✓		2				
K	9	✓		1				



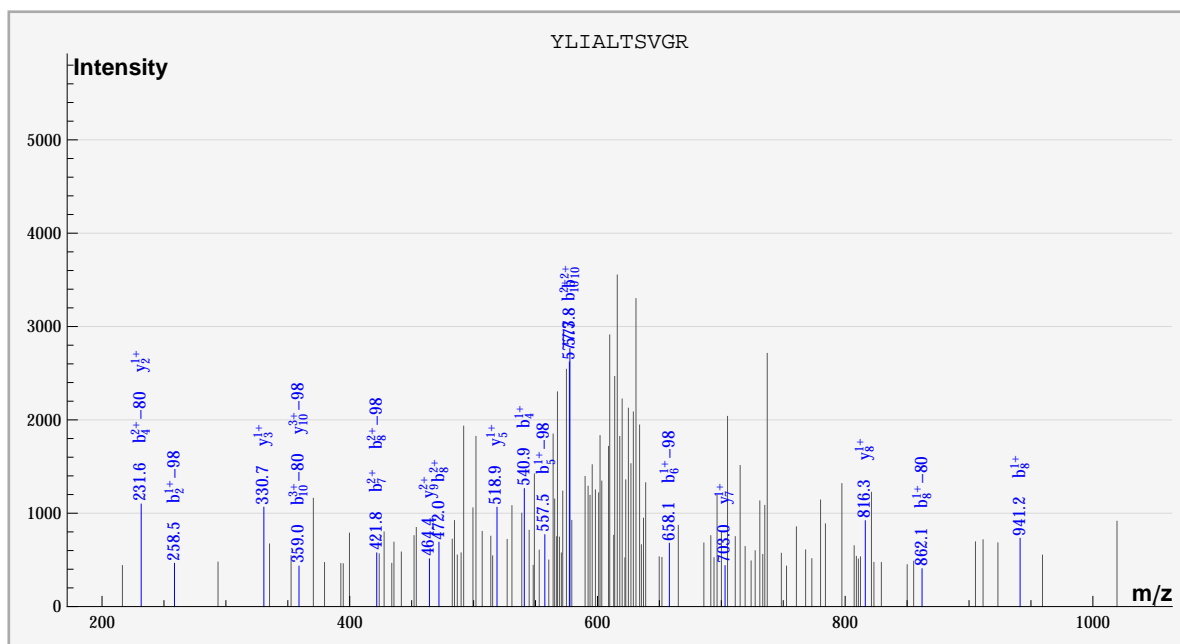
dbValid true YLIALTSVGR PHOS(1) 2. 588. -1.19263 5.23211 100. ? 2202.  
 S\_Acido\_new%gi|68567885|gb|AAY80814.1| YLIALTSVGR%:PHOS:.....:sample\_2%compd\_887



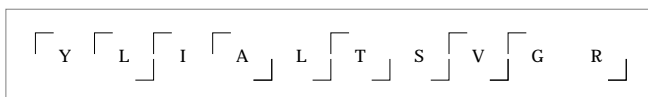
	#	b	b*	#	y	y*	P	P*
Y	1	✓						
L	2	✓		9	✓			
I	3	✓		8	✓			
A	4	✓	✓	7	✓			
L	5	✓	✓	6	✓			
T	6		✓	5				
S	7			4				
V	8			3				
G	9	✓		2				
R	10	✓		1				



dbValid true YLIALTSVGR PHOS(1) 2. 588. -1.19263 5.03654 100. ? 2502.  
 S\_Acido\_new%gi|68567885|gb|AA80814.1| YLIALTSVGR%:PHOS:::sample\_2%cmpd\_1165

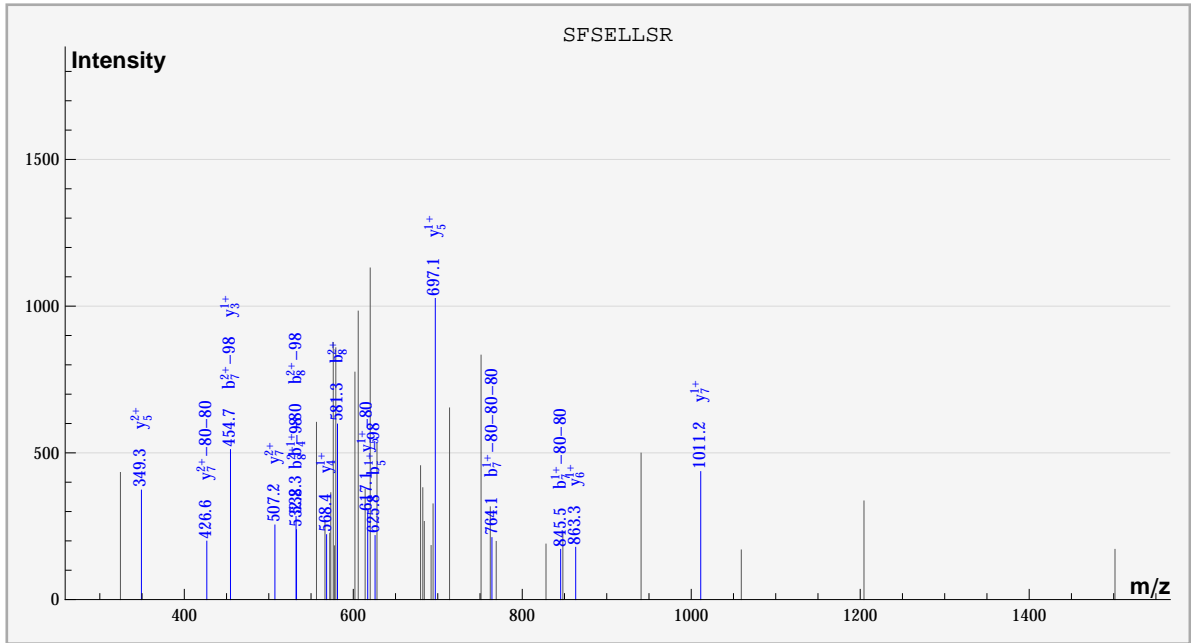


	#	b	b*	#	y	y*	P	P*
Y	1							✓
L	2		✓	9	✓			
I	3			8	✓			
A	4	✓	✓	7	✓			
L	5		✓	6				
T	6		✓	5	✓			
S	7	✓		4				
V	8	✓	✓	3	✓			
G	9			2	✓			
R	10	✓	✓	1				

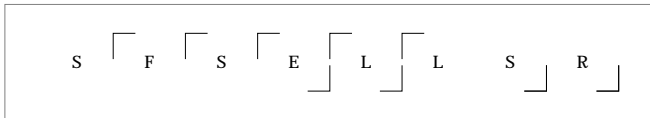


dbValid true SFSELLSR PHOS(3) 2. 588. 1.70018 5.37585 100. ? 2508.

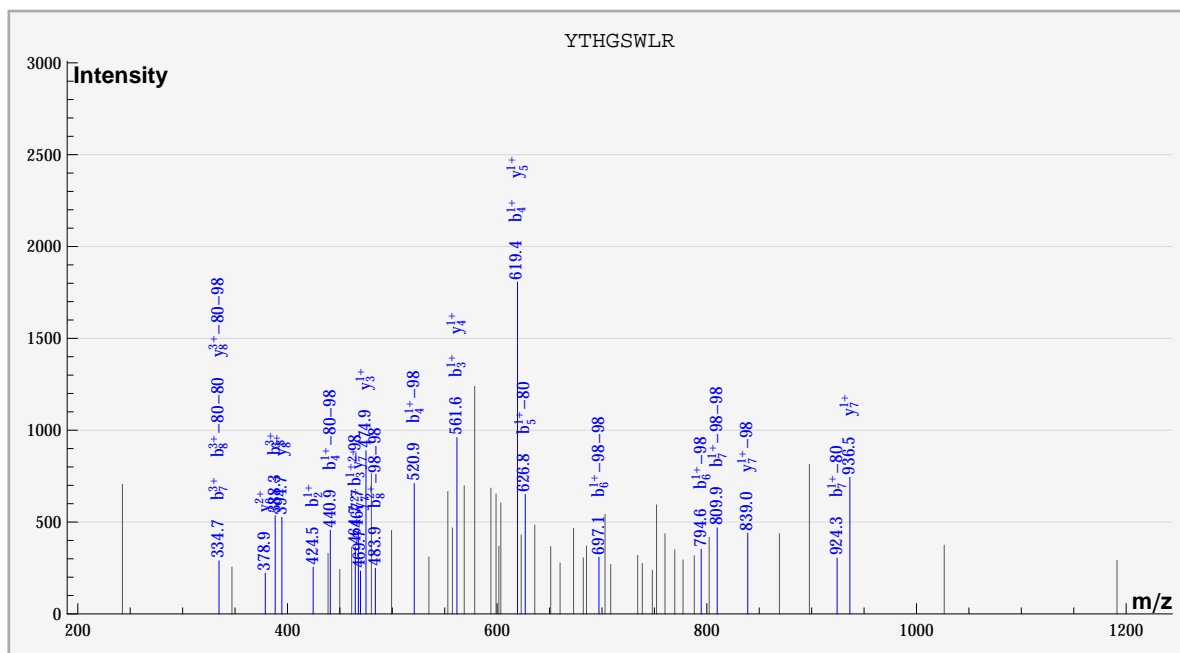
S\_Acido\_new%gi|68568668|gb|AAy81597.1| SFSELLSR%:PHOS::PHOS:::PHOS::%sample\_1%compd\_1120



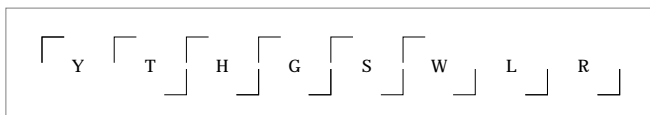
	#	b	b*	#	y	y*	P	P*
S	1							
F	2			7	✓	✓		
S	3			6	✓			
E	4	✓		5	✓	✓		
L	5	✓		4	✓			
L	6			3	✓			
S	7		✓	2				
R	8	✓	✓	1				



dbValid true YTHGSWLR PHOS(2) 2. 589. 1.22281 4.97196 100. ? 3696.  
 S\_Acido\_new%gi|68568498|gb|AAy81427.1| YTHGSWLR%:PHOS:PHOS:.....%sample\_2%cmpd\_2260

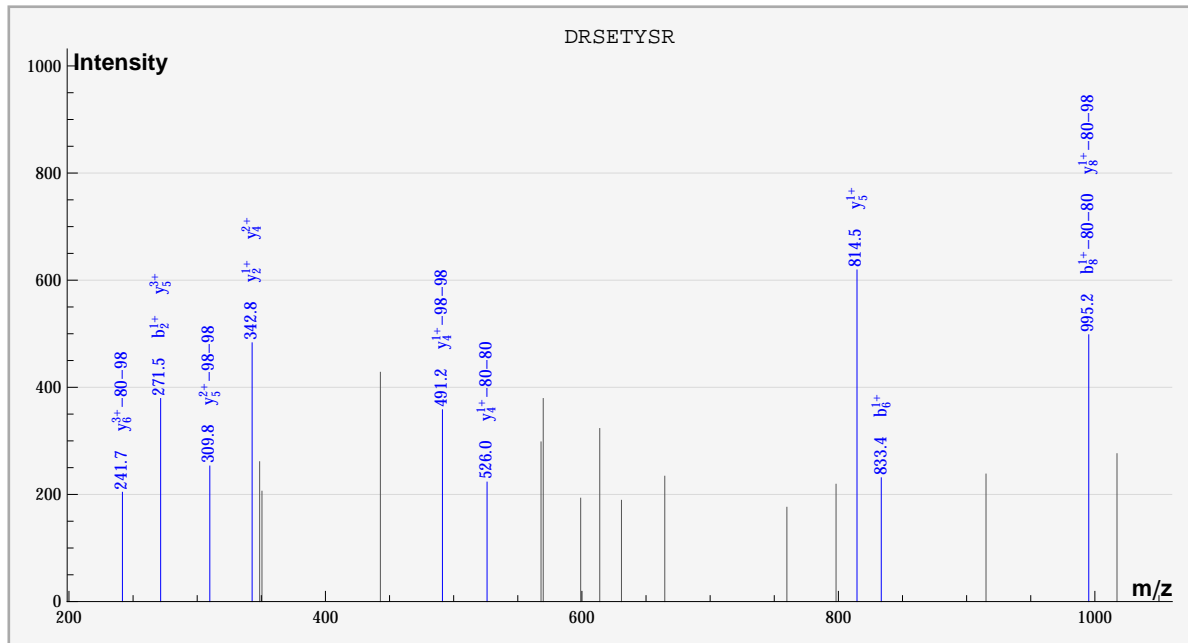


	#	b	b*	#	y	y*	P	P*
Y	1						✓	✓
T	2	✓		7	✓	✓		
H	3	✓	✓	6	✓			
G	4	✓	✓	5	✓			
S	5		✓	4	✓			
W	6		✓	3	✓			
L	7	✓	✓	2				
R	8	✓	✓	1				

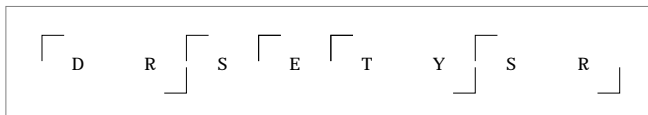




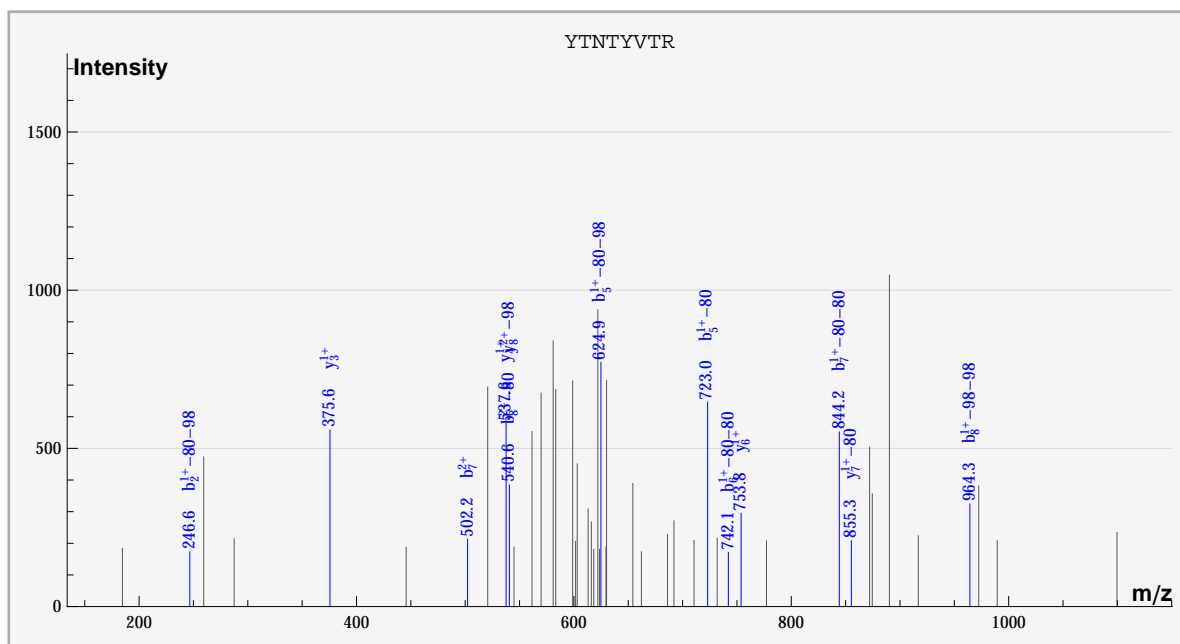
dbValid true DRSETYSR PHOS(2) 2. 589. -1.79772 5.01926 100. ? 4512.  
 S\_Acido\_new%gii68568439|gb|AAY81368.1| DRSETYSR%:::PHOS:PHOS::%sample\_2%compd\_3012



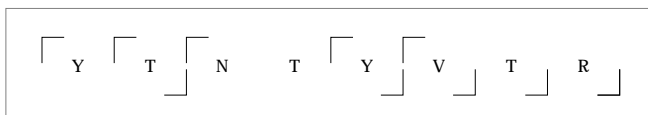
	#	b	b*	#	y	y*	P	P*
D	1							✓
R	2	✓		7				
S	3			6		✓		
E	4			5	✓	✓		
T	5			4	✓	✓		
Y	6	✓		3				
S	7			2	✓			
R	8		✓	1				



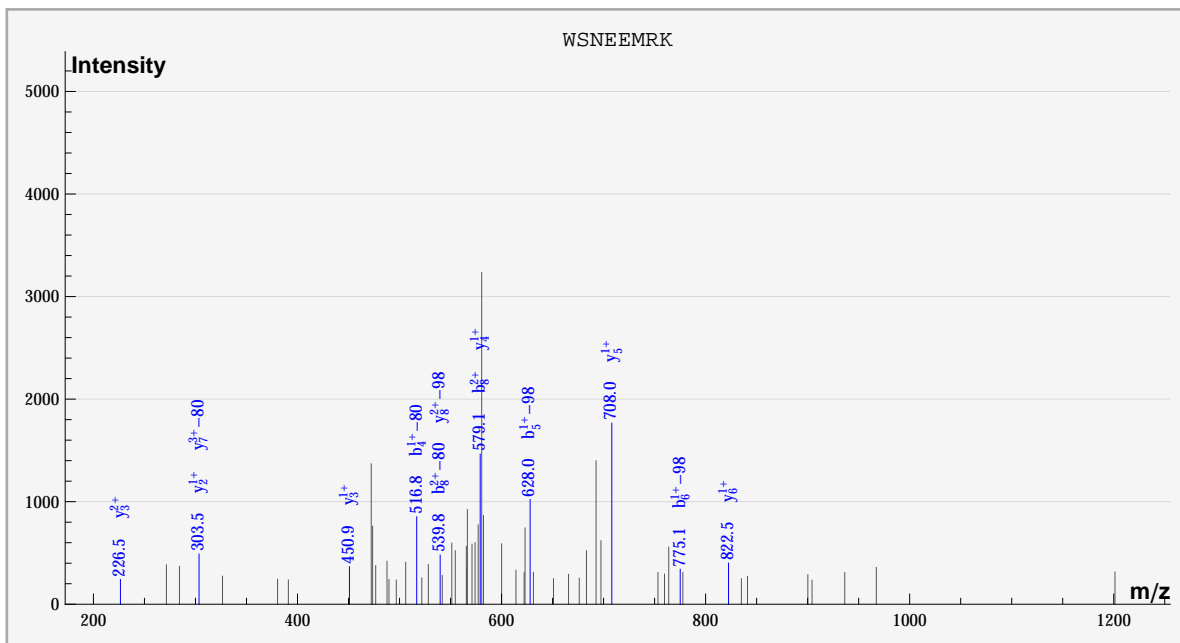
dbValid true YTNTYVTR PHOS(2) 2. 590. -0.780058 5.21486 100. ? 1812.  
 S\_Acido\_new%gi|68566706|gb|AA79635.1| YTNTYVTR%:PHOS:PHOS:::.....%sample\_0%compd\_504



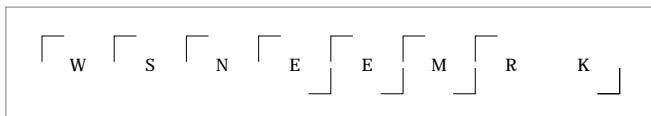
	#	b	b*	#	y	y*	P	P*
Y	1							✓
T	2	✓		7		✓		
N	3			6	✓			
T	4			5				
Y	5		✓	4		✓		
V	6		✓	3		✓		
T	7	✓	✓	2				
R	8		✓	1				



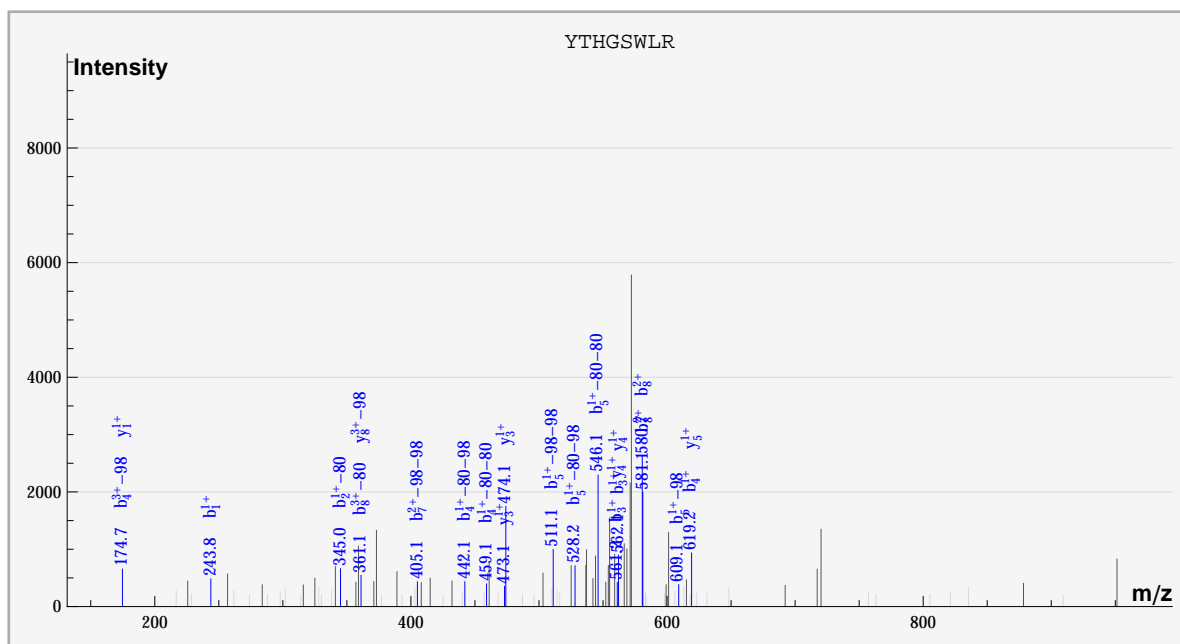
dbValid true WSNEEMRK Oxidation\_M(1),PHOS(1) 2. 590. -1.76883 5.18431 100. ? 1920.  
 S\_Acido\_new%gi|68568148|gb|AAY81077.1| WSNEEMRK%::PHOS%::Oxidation\_M%::%sample\_0%compd\_596



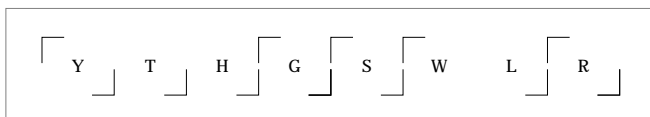
	#	b	b*	#	y	y*	P	P*
W	1							✓
S	2			7		✓		
N	3			6	✓			
E	4	✓		5	✓			
E	5	✓		4	✓			
M	6	✓		3	✓			
R	7			2	✓			
K	8	✓	✓	1				



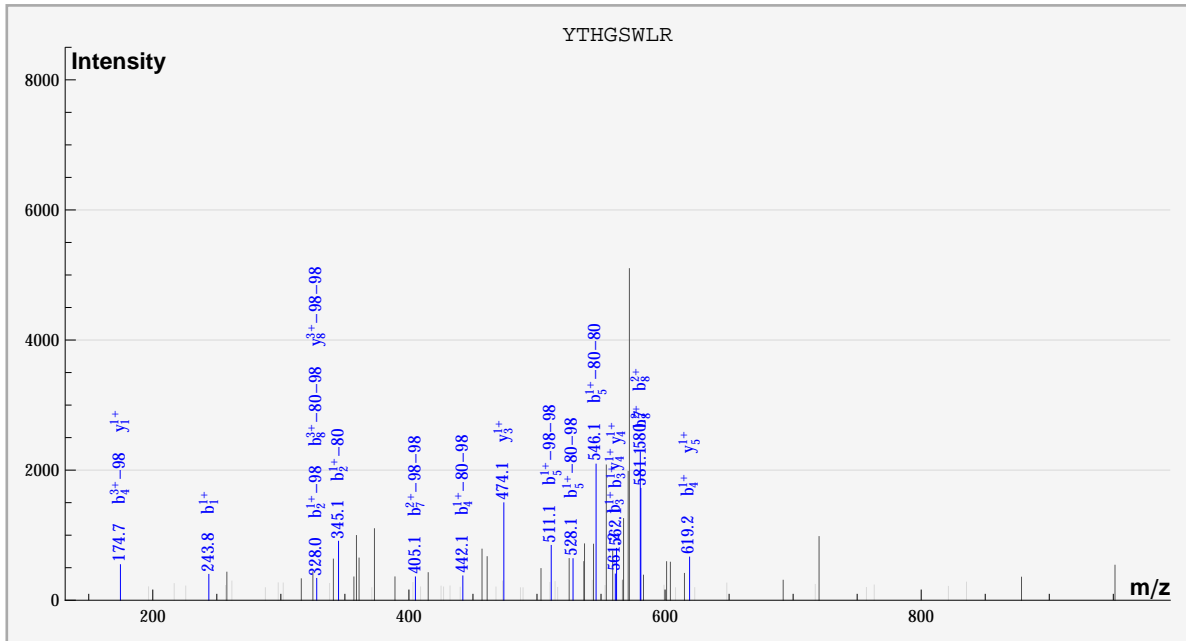
dbValid true YTHGSWLR PHOS(2) 2. 591. -0.777188 5.066 100. ? 1518.  
 S\_Acido\_new%gii68568498|gb|AAy81427.1| YTHGSWLR%:PHOS:PHOS:.....%sample\_0%compd\_246



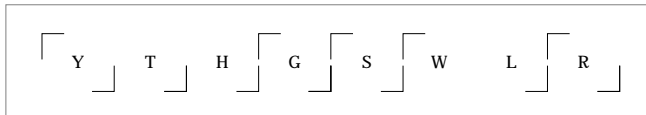
	#	b	b*	#	y	y*	P	P*
Y	1	✓						✓
T	2		✓	7				
H	3	✓		6				
G	4	✓	✓	5	✓			
S	5		✓	4	✓			
W	6			3	✓			
L	7		✓	2				
R	8	✓	✓	1	✓			



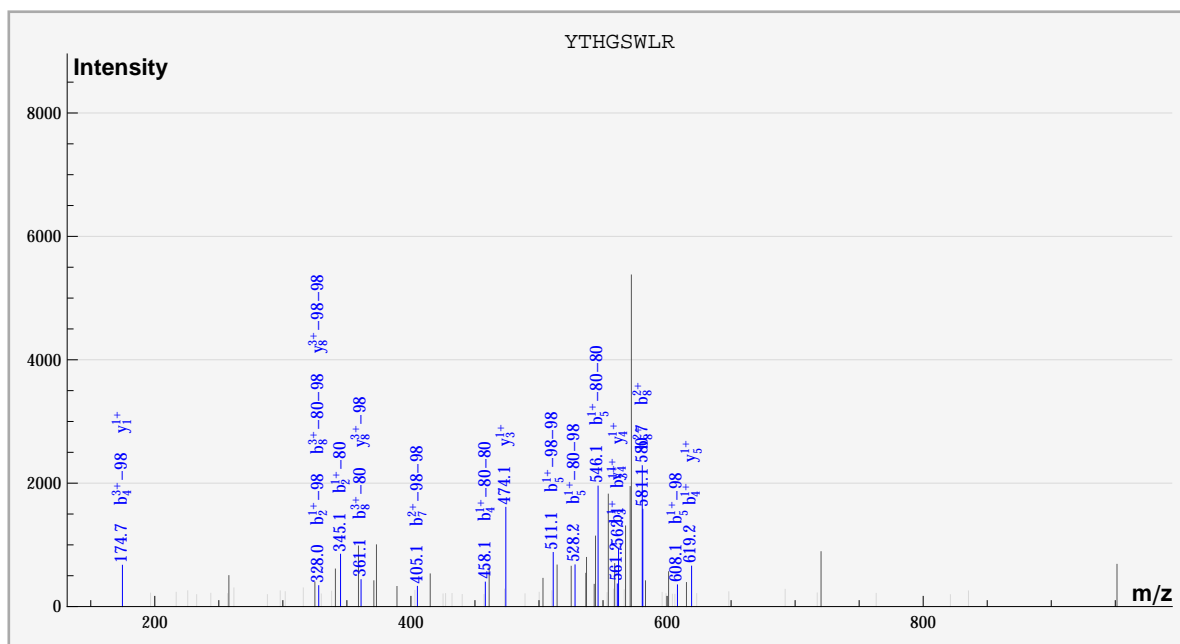
dbValid true YTHGSWLR PHOS(2) 2. 591. -0.777188 5.08879 100. ? 1542.  
 S\_Acido\_new%gi|68568498|gb|AAy81427.1| YTHGSWLR%:PHOS:PHOS:.....%sample\_0%cmpd\_265



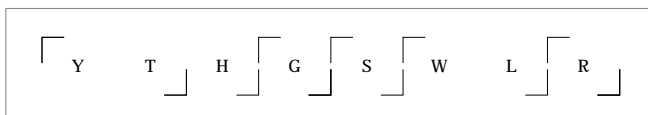
	#	b	b*	#	y	y*	P	P*
Y	1	✓						✓
T	2		✓	7				
H	3	✓		6				
G	4	✓	✓	5	✓			
S	5		✓	4	✓			
W	6			3	✓			
L	7		✓	2				
R	8	✓	✓	1	✓			



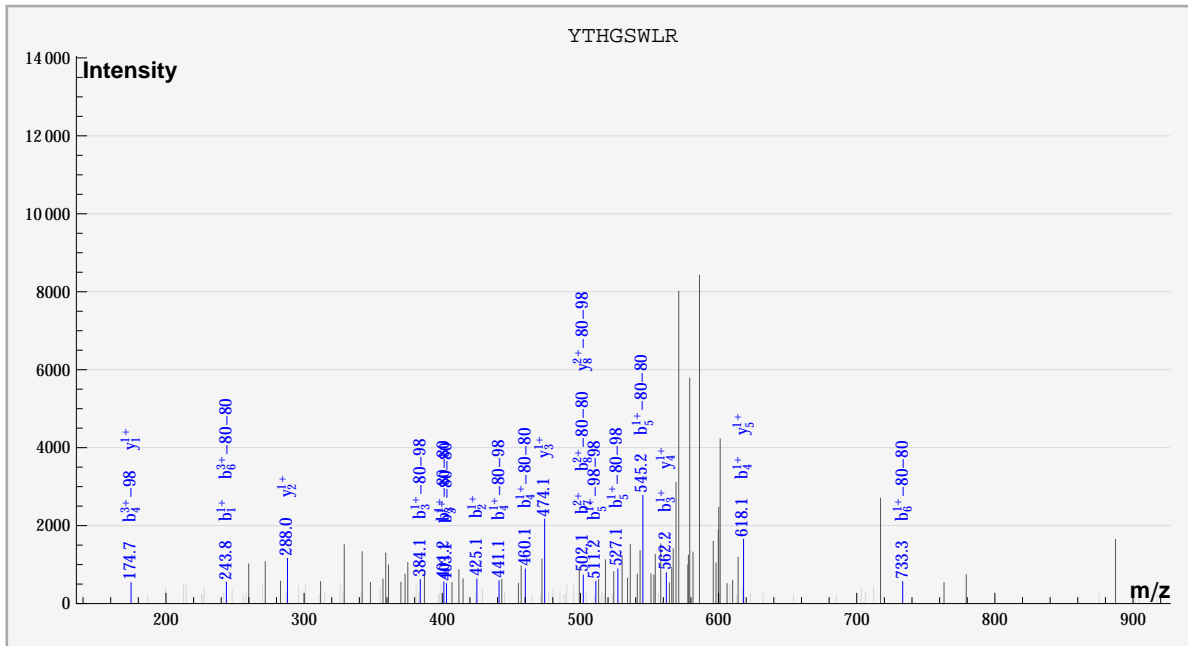
dbValid true YTHGSWLR PHOS(2) 2. 591. -0.777188 5.05457 100. ? 1554.  
 S\_Acido\_new%gi|68568498|gb|AAy81427.1| YTHGSWLR%:PHOS:PHOS:.....%sample\_0%cmpd\_275



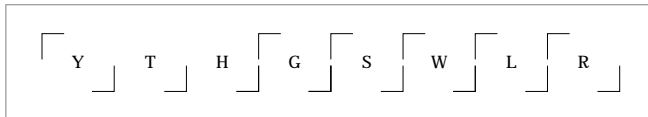
	#	b	b*	#	y	y*	P	P*
Y	1							✓
T	2		✓	7				
H	3	✓		6				
G	4	✓	✓	5	✓			
S	5		✓	4	✓			
W	6			3	✓			
L	7		✓	2				
R	8	✓	✓	1	✓			



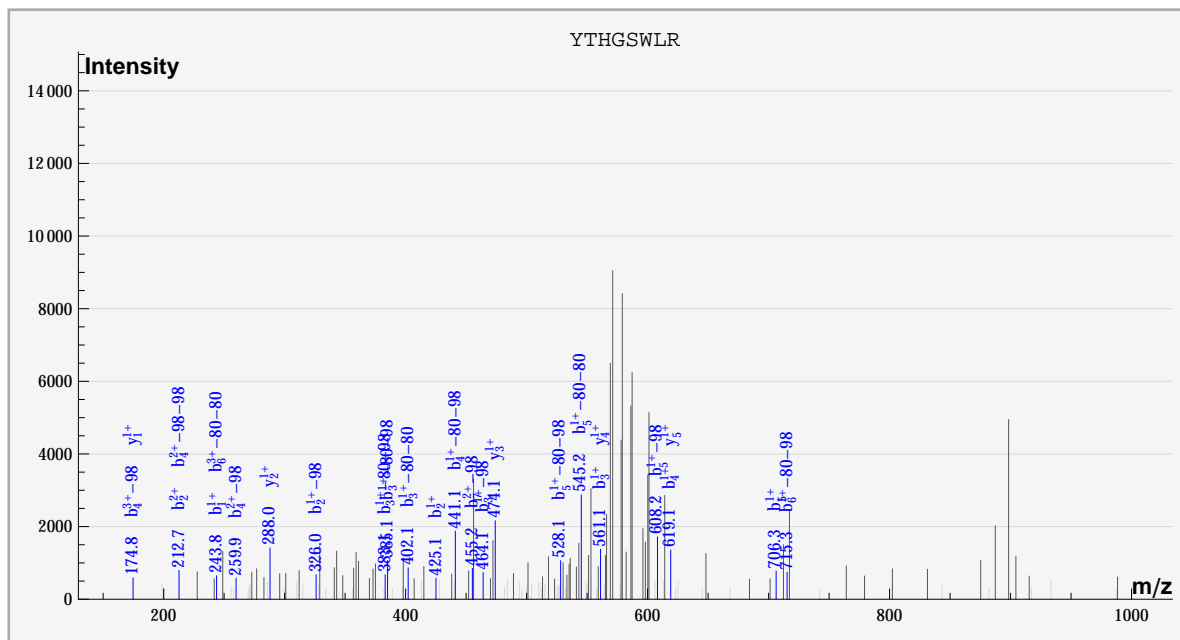
dbValid true YTHGSWLR PHOS(2) 2. 591. -0.777188 4.96289 100. ? 1806.  
 S\_Acido\_new%gi|68568498|gb|AAY81427.1| YTHGSWLR%:PHOS:PHOS:.....%sample\_0%cmpd\_495



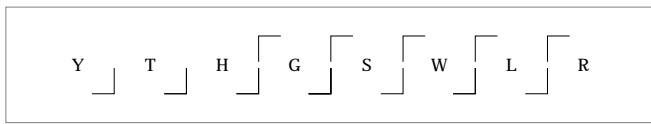
	#	b	b*	#	y	y*	P	P*
Y	1	✓						✓
T	2	✓		7				
H	3	✓	✓	6				
G	4	✓	✓	5	✓			
S	5		✓	4	✓			
W	6		✓	3	✓			
L	7	✓		2	✓			
R	8		✓	1	✓			



dbValid true YTHGSWLR PHOS(2) 2. 591. -0.777188 5.10276 100. ? 1878.  
 S\_Acido\_new%gi|68568498|gb|AAY81427.1| YTHGSWLR%:PHOS:PHOS:.....%sample\_0%compd\_558

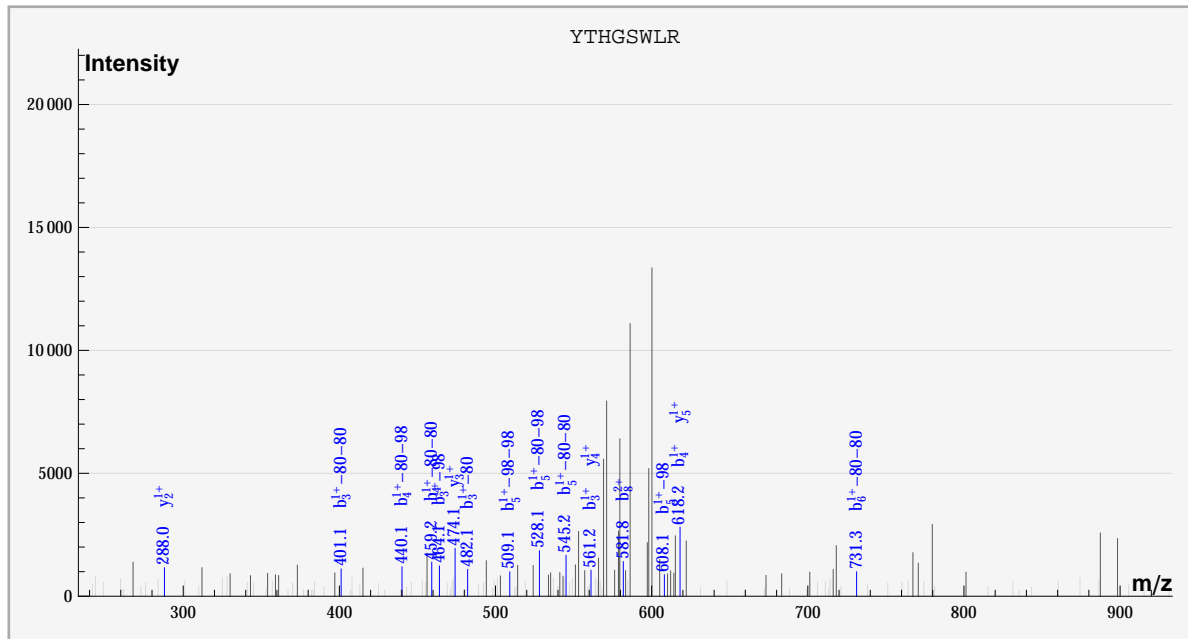


	#	b	b*	#	y	y*	P	P*
Y	1	✓						
T	2	✓	✓	7				
H	3	✓	✓	6				
G	4	✓	✓	5	✓			
S	5	✓	✓	4	✓			
W	6		✓	3	✓			
L	7		✓	2	✓			
R	8			1	✓			

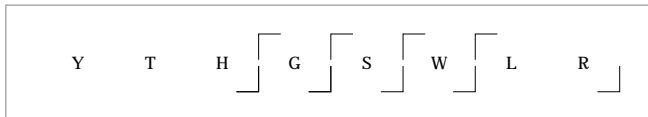




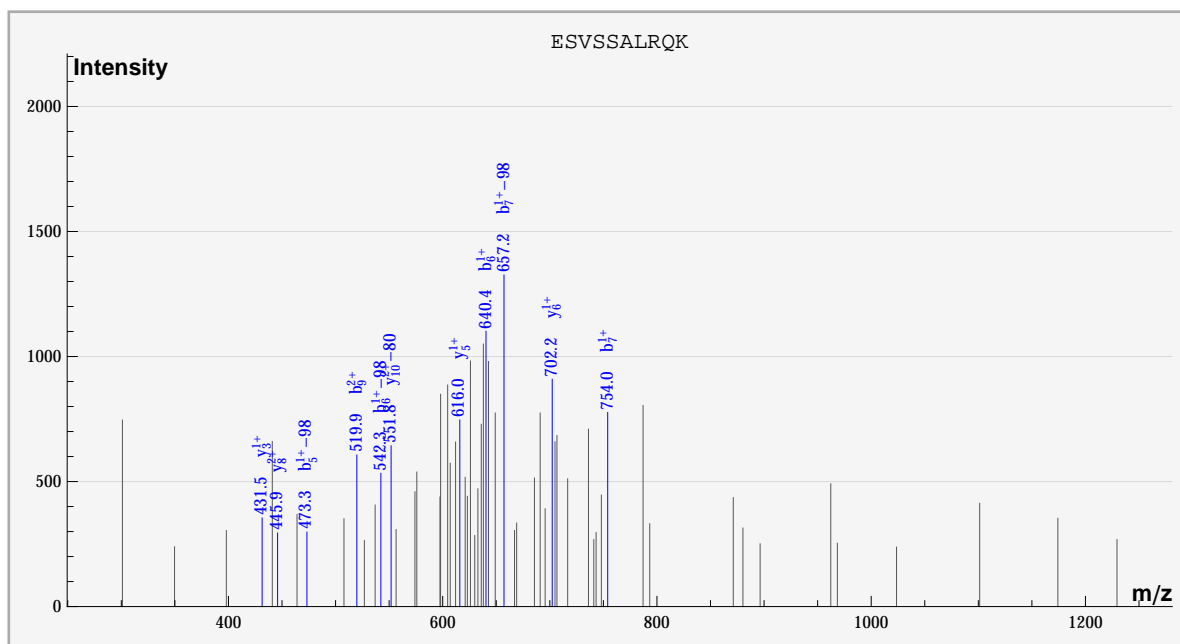
dbValid true YTHGSWLR PHOS(2) 2. 591. -0.777188 5.08836 100. ? 2058.  
 S\_Acido\_new%gi|68568498|gb|AAy81427.1| YTHGSWLR%:PHOS:PHOS:.....%sample\_0%compd\_714



	#	b	b*	#	y	y*	P	P*
Y	1							
T	2			7				
H	3	✓	✓	6				
G	4	✓	✓	5	✓			
S	5		✓	4	✓			
W	6		✓	3	✓			
L	7			2	✓			
R	8	✓		1				



dbValid true ESVSSALRQK PHOS(1) 2. 591. 1.78717 5.00076 100. ? 3282.  
 S\_Acido\_new%gi|68567307|gb|AA80236.1| ESVSSALRQK%::PHOS:::.....%sample\_2%compd\_1880

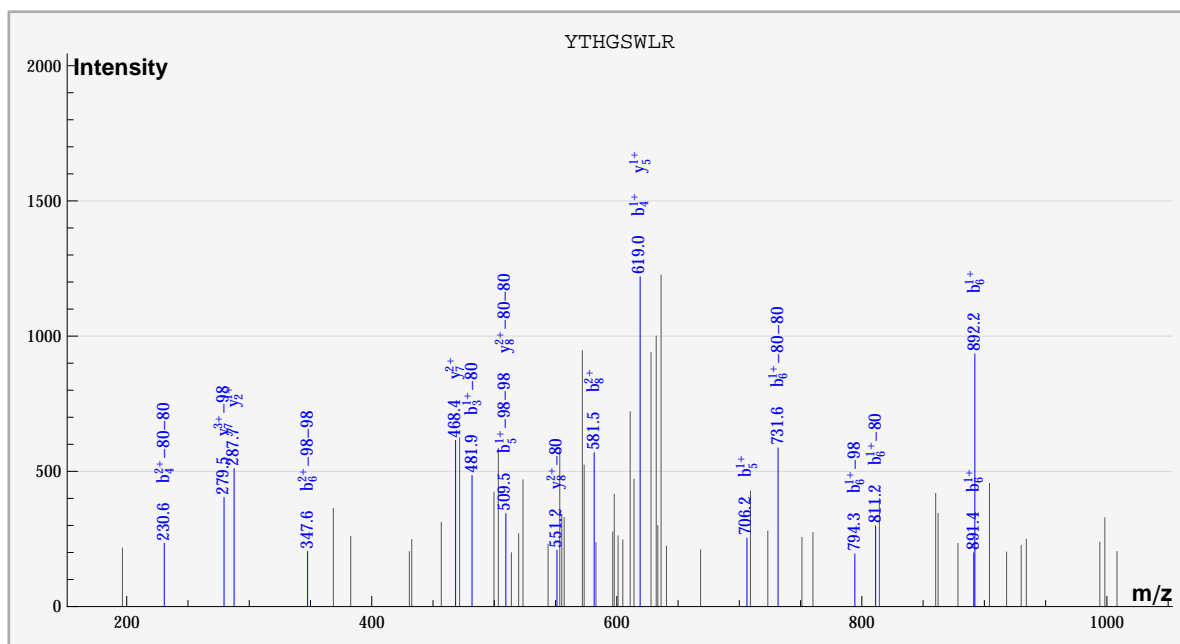


	#	b	b*	#	y	y*	P	P*
E	1							✓
S	2			9				
V	3			8	✓			
S	4			7				
S	5	✓	✓	6	✓			
A	6	✓	✓	5	✓			
L	7	✓	✓	4				
R	8			3	✓			
Q	9	✓		2				
K	10			1				

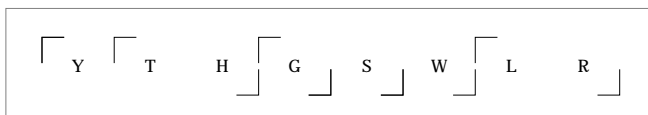
ESVSSALRQK



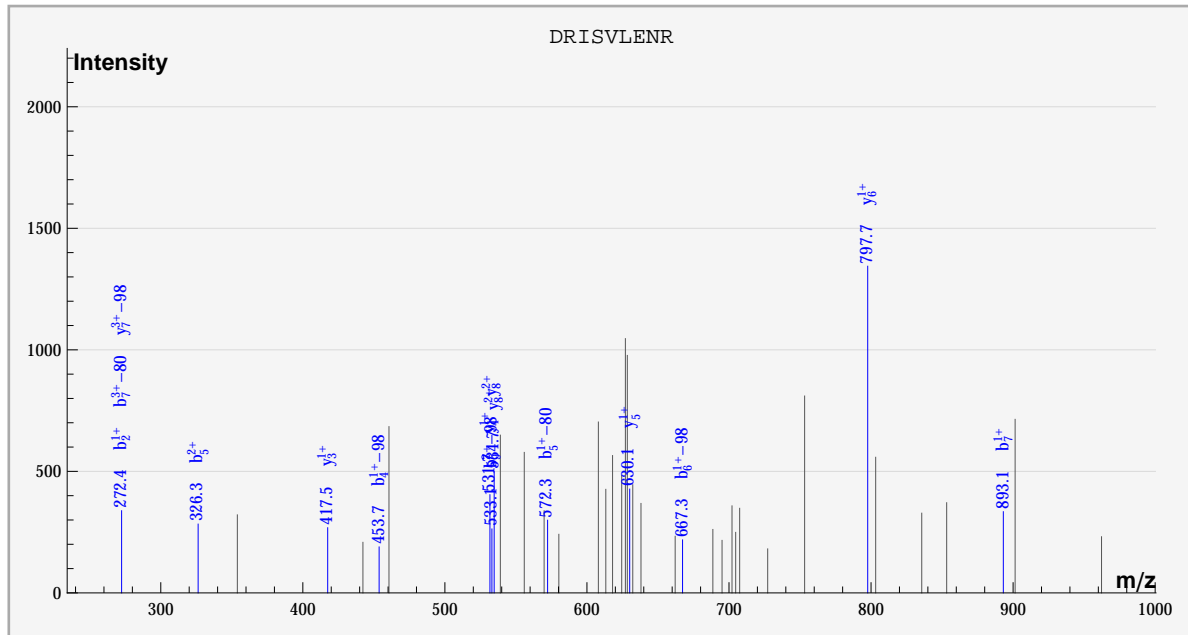
dbValid true YTHGSWLR PHOS(2) 2. 592. -1.77719 5.19072 100. ? 1932.  
 S\_Acido\_new%gii68568498|gb|AAY81427.1| YTHGSWLR%:PHOS:PHOS:.....%sample\_2%compd\_640



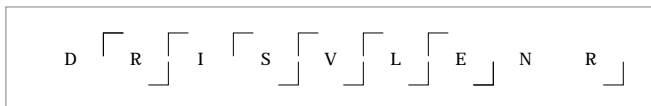
	#	b	b*	#	y	y*	P	P*
Y	1							✓
T	2			7	✓	✓		
H	3	✓	✓	6				
G	4	✓	✓	5	✓			
S	5	✓	✓	4				
W	6	✓	✓	3				
L	7			2	✓			
R	8	✓		1				



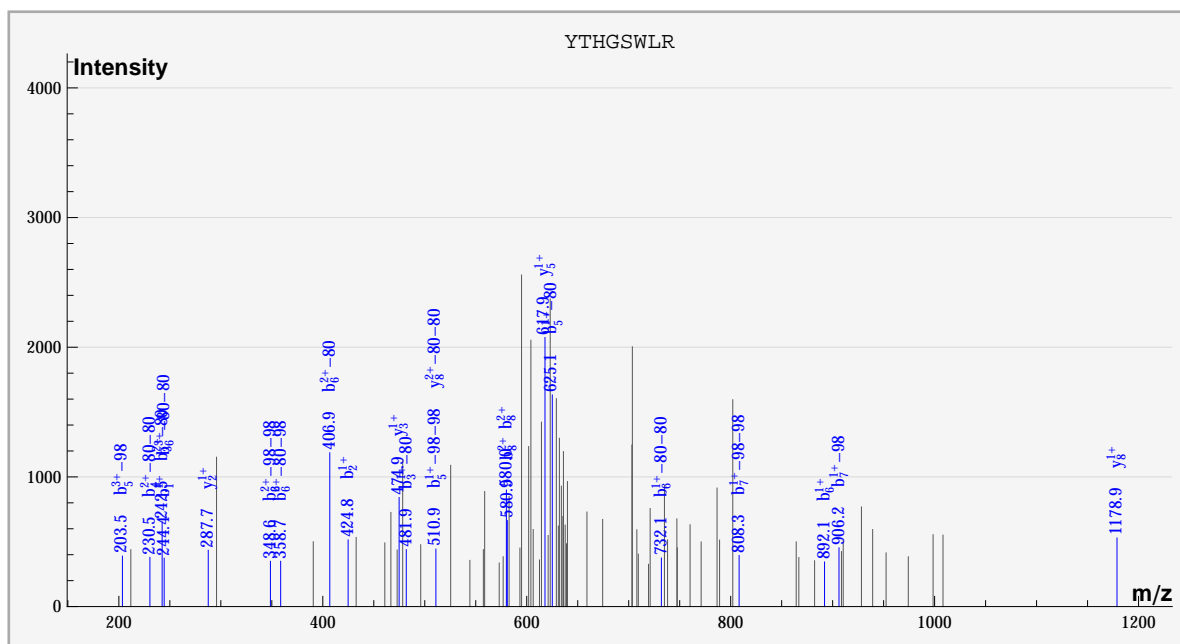
dbValid true DRISVLENR PHOS(1) 2. 592. -0.712663 5.02626 100. ? 2256.  
 S\_Acido\_new%gi|68567552|gb|AAY80481.1| DRISVLENR%::::PHOS:::::sample\_0%compd\_891



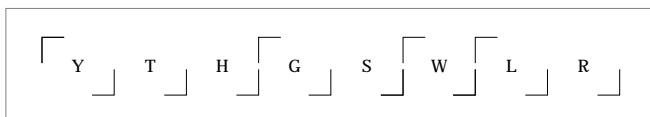
	#	b	b*	#	y	y*	P	P*
D	1							
R	2	✓		8	✓			
I	3			7		✓		
S	4		✓	6	✓			
V	5	✓	✓	5	✓			
L	6		✓	4	✓			
E	7	✓	✓	3	✓			
N	8			2				
R	9		✓	1				



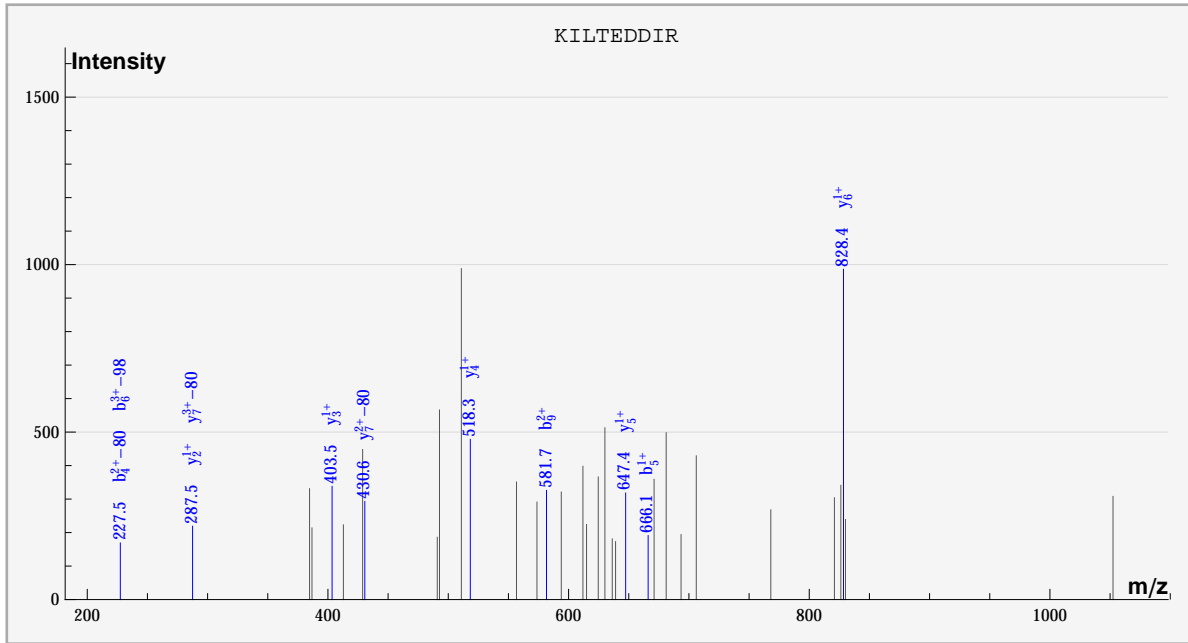
dbValid true YTHGSWLR PHOS(2) 2. 592. -1.77719 5.08873 100. ? 2466.  
 S\_Acido\_new%gii68568498|gb|AAy81427.1| YTHGSWLR%:PHOS:PHOS:.....%sample\_2%compd\_1127



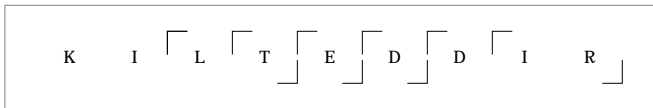
	#	b	b*	#	y	y*	P	P*
Y	1	✓					✓	✓
T	2	✓		7				
H	3		✓	6				
G	4		✓	5	✓			
S	5		✓	4				
W	6	✓	✓	3	✓			
L	7		✓	2	✓			
R	8	✓		1				



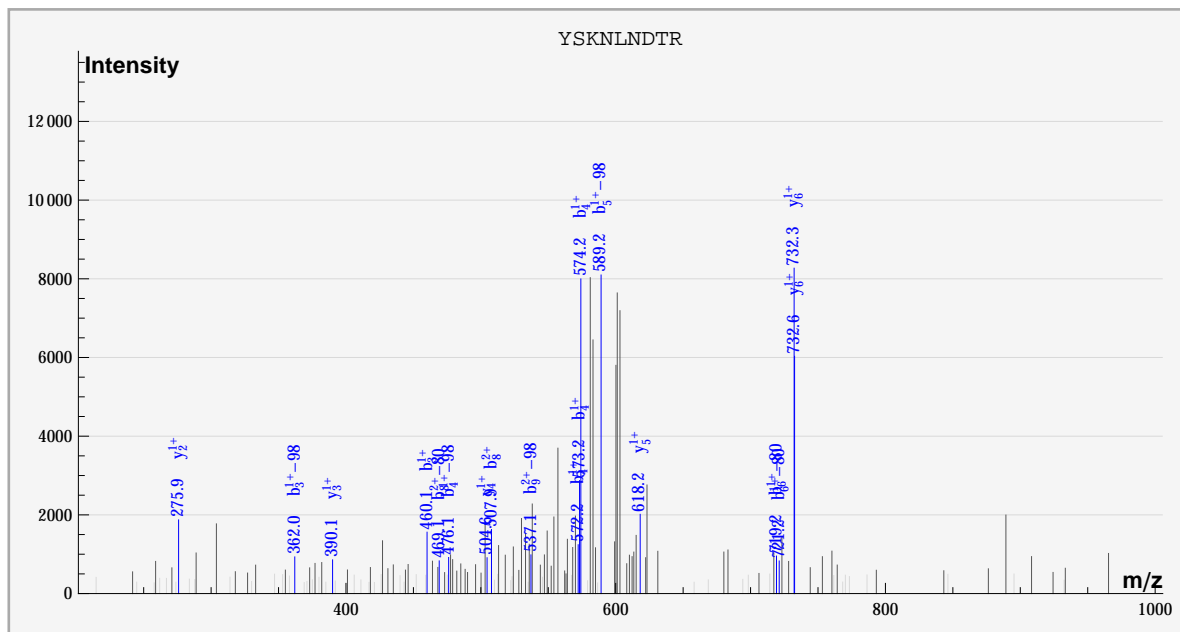
dbValid true KILTEDDIR PHOS(1) 2. 592. -0.208083 5.83761 100. ? 3924.  
 S\_Acido\_new%gi|68568306|gb|AAY81235.1| KILTEDDIR%::::PHOS::::%sample\_2%cmpd\_2467



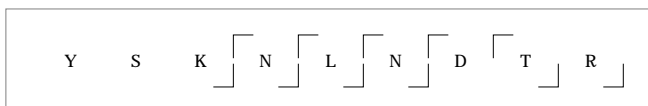
	#	b	b*	#	y	y*	P	P*
K	1							
I	2			8				
L	3			7		✓		
T	4	✓		6	✓			
E	5	✓		5	✓			
D	6		✓	4	✓			
D	7			3	✓			
I	8			2	✓			
R	9	✓		1				



dbValid true YSKNLNDTR PHOS(1) 2. 594. 1.7637 4.91968 100. ? 1986.  
 S\_Acido\_new%gi|68567980|gb|AA80909.1| YSKNLNDTR%:PHOS:.....%sample\_0%cmpd\_654

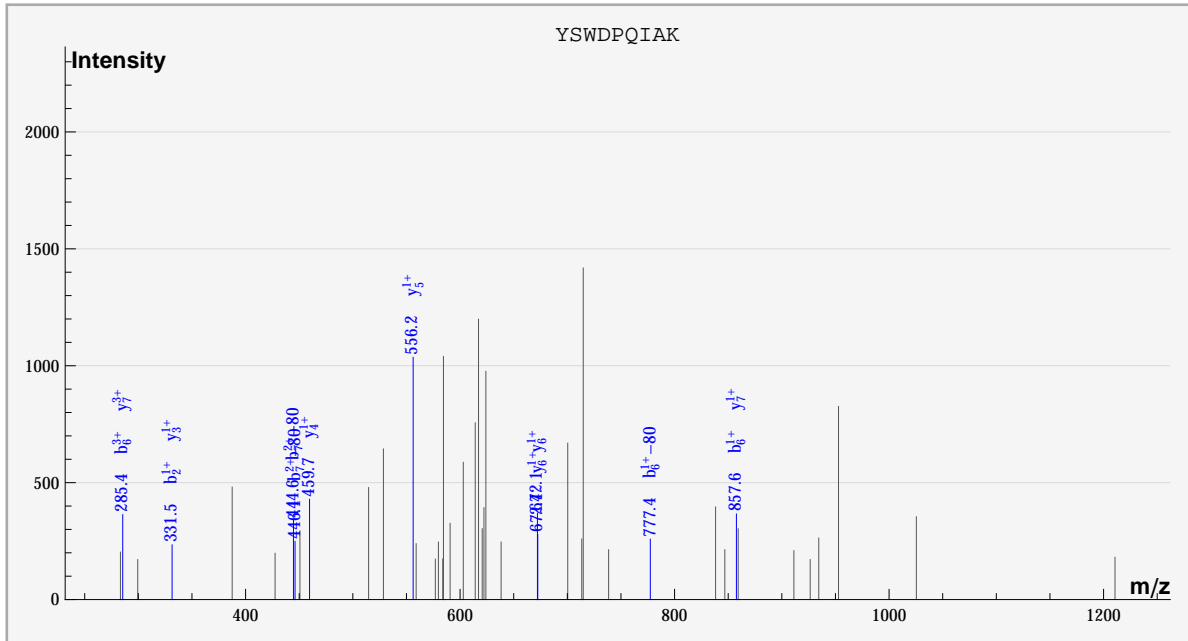


	#	b	b*	#	y	y*	P	P*
Y	1							
S	2			8				
K	3	✓	✓	7				
N	4	✓	✓	6	✓			
L	5		✓	5	✓			
N	6		✓	4	✓			
D	7			3	✓			
T	8	✓	✓	2	✓			
R	9		✓	1				

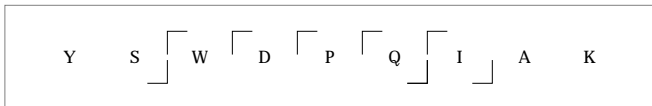




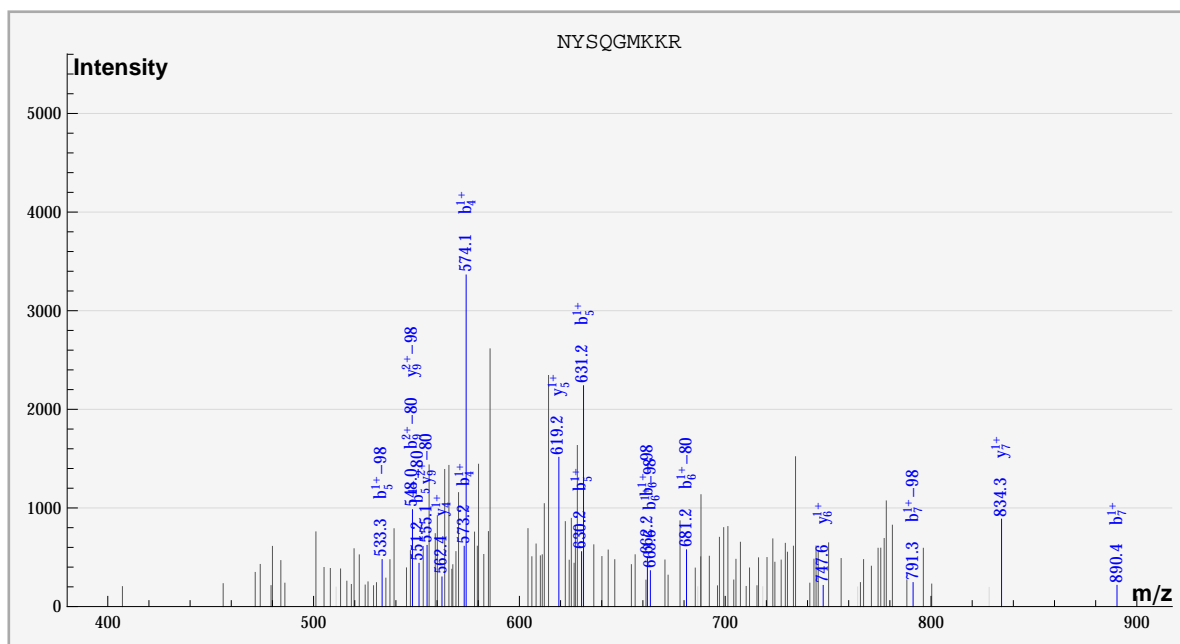
dbValid true YSWDPQIAK PHOS(1) 2. 595. -0.739743 5.39323 100. ? 1860.  
 S\_Acido\_new%gi|68567902|gb|AAY80831.1| YSWDPQIAK%:PHOS:::.....%sample\_0%compd\_550



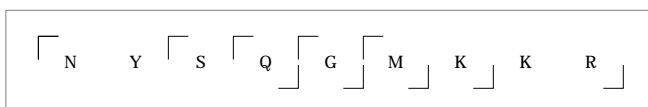
	#	b	b*	#	y	y*	P	P*
Y	1							
S	2	✓		8				
W	3			7	✓			
D	4			6	✓			
P	5			5	✓			
Q	6	✓	✓	4	✓			
I	7		✓	3	✓			
A	8			2				
K	9			1				



dbValid true NYSQGMKKR PHOS(1) 2. 595. 1.27064 5.16652 100. ? 1968.  
 S\_Acido\_new%gi|68567455|gb|AAI80384.1| NYSQGMKKR%::PHOS%:::sample\_0%compd\_642

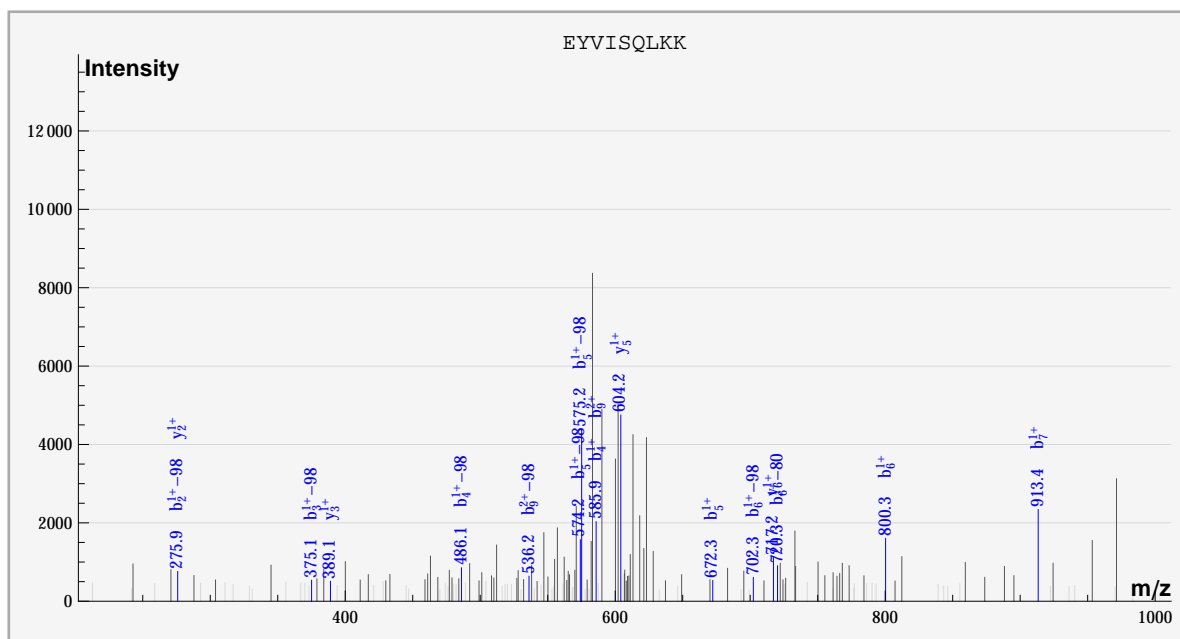


	#	b	b*	#	y	y*	P	P*
N	1							✓
Y	2			8				
S	3			7	✓			
Q	4	✓		6	✓			
G	5	✓	✓	5	✓			
M	6		✓	4	✓			
K	7	✓	✓	3				
K	8			2				
R	9		✓	1				

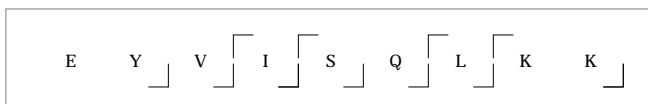




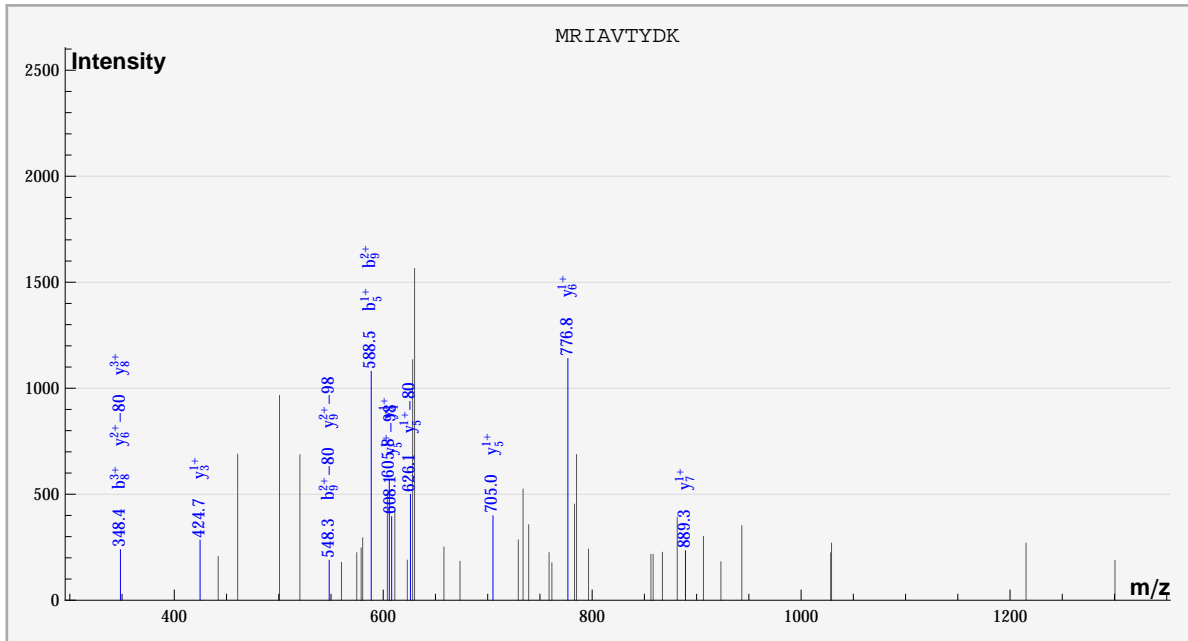
dbValid true EYVISQLKK PHOS(1) 2. 595. -0.692793 5.00005 100. ? 2316.  
 S\_Acido\_new%gi|68567862|gb|AAY80791.1| EYVISQLKK%::PHOS:::sample\_0%cmpd\_945



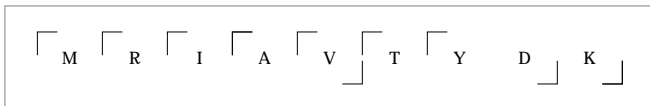
	#	b	b*	#	y	y*	P	P*
E	1							
Y	2		✓	8				
V	3		✓	7				
I	4	✓	✓	6	✓			
S	5	✓	✓	5	✓			
Q	6	✓	✓	4				
L	7	✓		3	✓			
K	8			2	✓			
K	9	✓	✓	1				



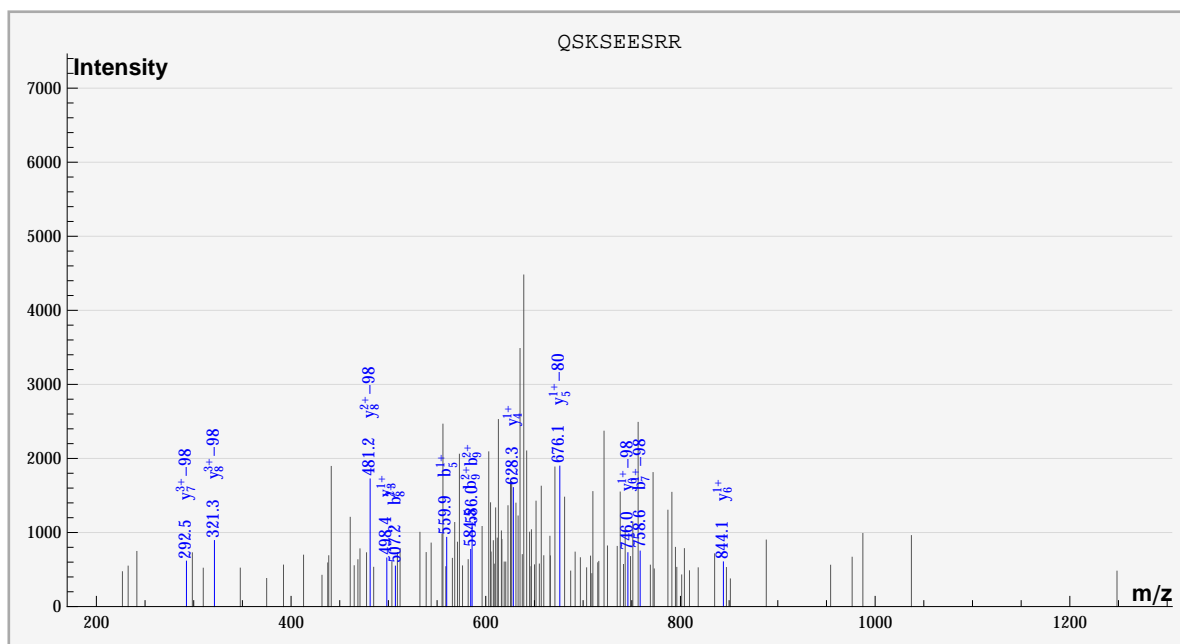
dbValid true MRIAVTYDK Oxidation\_M(1),PHOS(1) 2. 595. 1.77521 5.00393 100. ? 2814.  
 S\_Acido\_new%g|68566873|gb|AA79802.1| MRIAVTYDK%:Oxidation\_M::::PHOS::::%sample\_0%cmpd\_1376



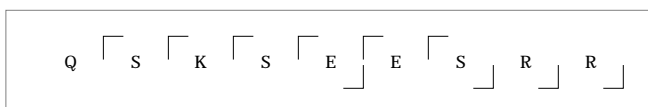
	#	b	b*	#	y	y*	P	P*
M	1							✓
R	2			8	✓			
I	3			7	✓			
A	4			6	✓	✓		
V	5	✓		5	✓	✓		
T	6			4	✓			
Y	7			3	✓			
D	8	✓		2				
K	9	✓	✓	1				



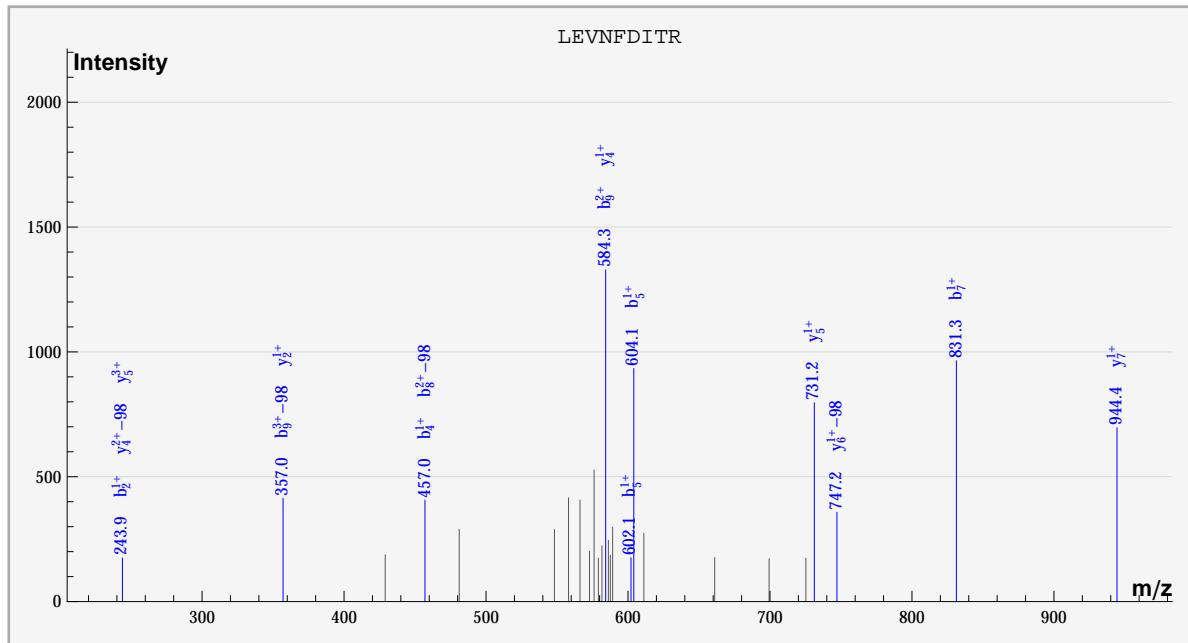
dbValid true QSKSEESRR PHOS(1) 2. 595. -1.23577 4.99148 100. ? 2886.  
 S\_Acido\_new%gi|68566682|gb|AAY79611.1| QSKSEESRR%::::::PHOS:::%sample\_2%compd\_1518



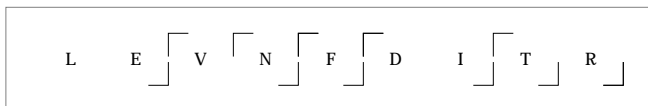
	#	b	b*	#	y	y*	P	P*
Q	1							
S	2			8		✓		
K	3			7		✓		
S	4			6	✓	✓		
E	5	✓		5		✓		
E	6			4	✓			
S	7		✓	3	✓			
R	8	✓		2				
R	9	✓		1				



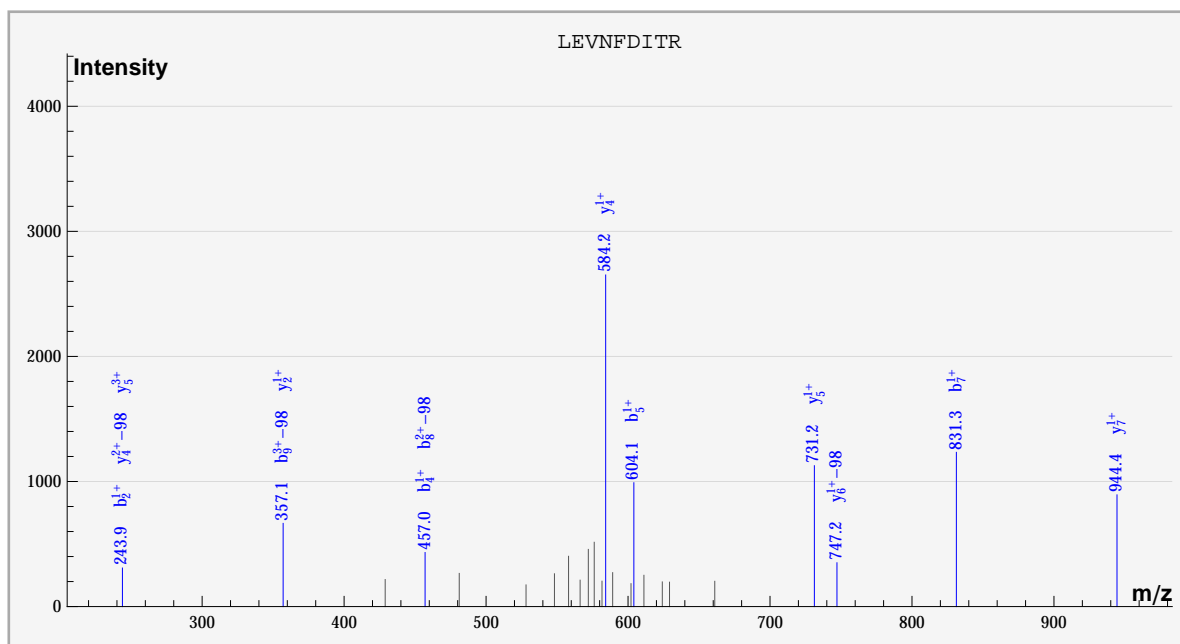
dbValid true LEVNFDIR PHOS(1) 2. 595. -1.22119 5.52869 100. ? 3654.  
 S\_Acido\_new%gi|68567628|gb|AAY80557.1| LEVNFDIR%:::::::PHOS::%sample\_0%compd\_2063



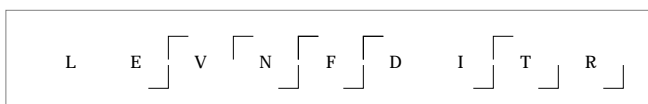
	#	b	b*	#	y	y*	P	P*
L	1							
E	2	✓		8				
V	3			7	✓			
N	4	✓		6		✓		
F	5	✓		5	✓			
D	6			4	✓	✓		
I	7	✓		3				
T	8		✓	2	✓			
R	9	✓	✓	1				



dbValid true LEVNFDIR PHOS(1) 2. 595. -1.22119 5.19012 100. ? 3666.  
 S\_Acido\_new%gi|68567628|gb|AAY80557.1| LEVNFDIR%:::PHOS::%sample\_0%cmpd\_2073

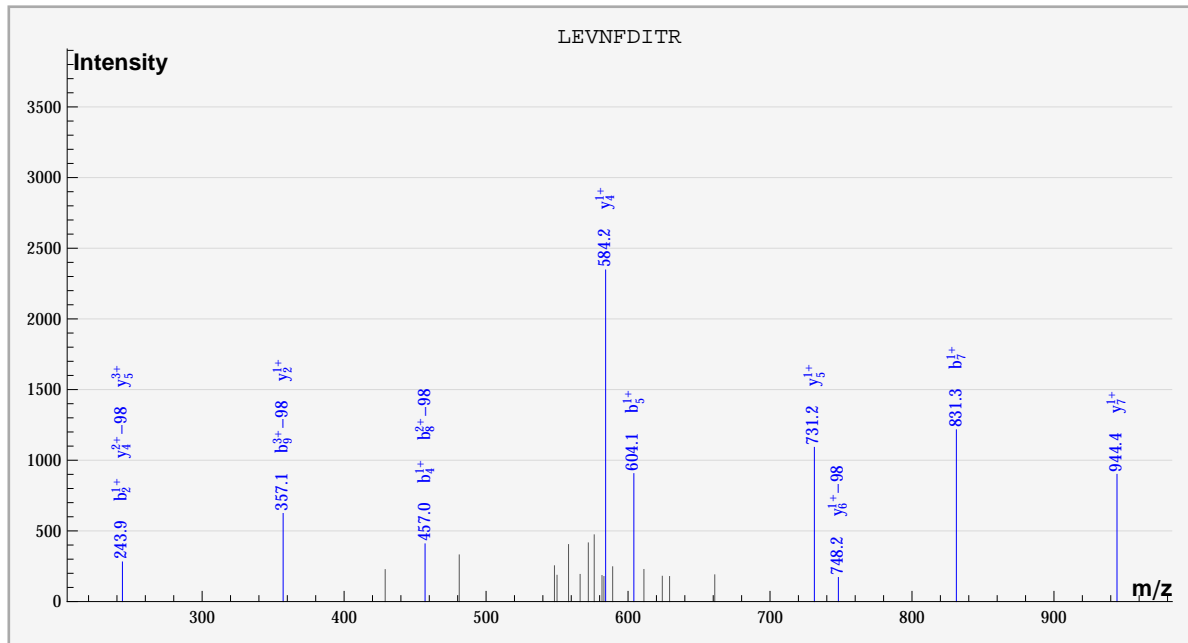


	#	b	b*	#	y	y*	P	P*
L	1							
E	2	✓		8				
V	3			7	✓			
N	4	✓		6		✓		
F	5	✓		5	✓			
D	6			4	✓	✓		
I	7	✓		3				
T	8		✓	2	✓			
R	9		✓	1				

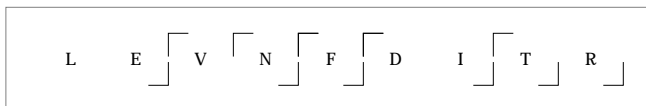




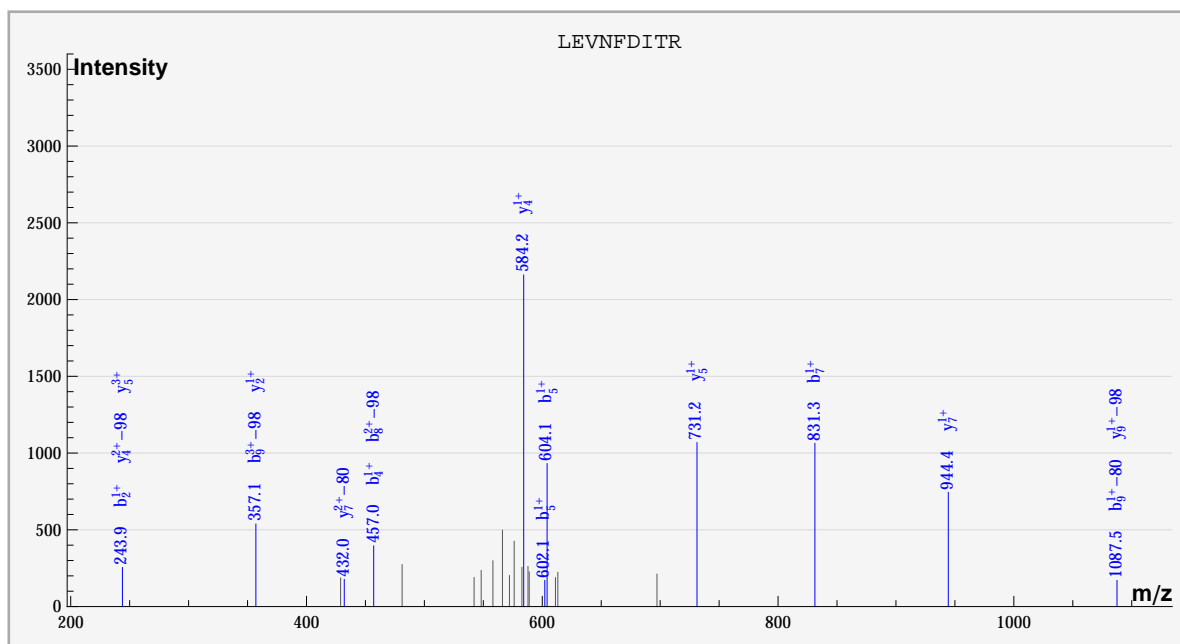
dbValid true LEVNFDIR PHOS(1) 2. 595. -1.22119 5.1055 100. ? 3678.  
 S\_Acido\_new%gi|68567628|gb|AAY80557.1| LEVNFDIR%:::::::PHOS::%sample\_0%cmpd\_2083



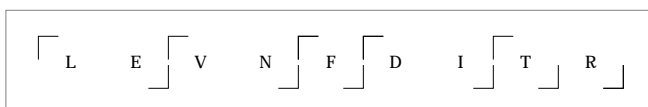
	#	b	b*	#	y	y*	P	P*
L	1							
E	2	✓		8				
V	3			7	✓			
N	4	✓		6		✓		
F	5	✓		5	✓			
D	6			4	✓	✓		
I	7	✓		3				
T	8		✓	2	✓			
R	9		✓	1				



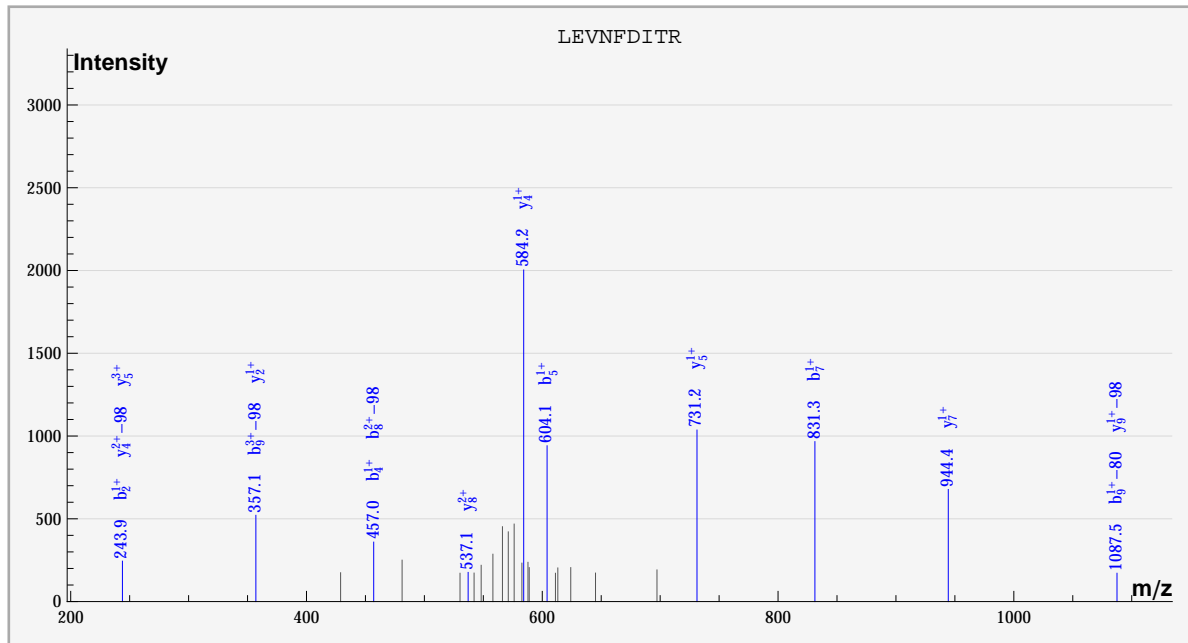
dbValid true LEVNFDIR PHOS(1) 2. 595. -1.22119 5.01717 100. ? 3702.  
 S\_Acido\_new%gil68567628|gb|AAY80557.1| LEVNFDIR%:::PHOS::%sample\_0%compd\_2103



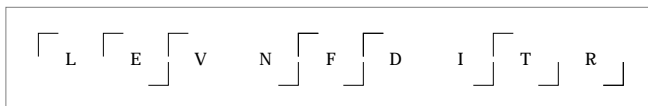
	#	b	b*	#	y	y*	P	P*
L	1							✓
E	2	✓		8				
V	3			7	✓	✓		
N	4	✓		6				
F	5	✓		5	✓			
D	6			4	✓	✓		
I	7	✓		3				
T	8		✓	2	✓			
R	9		✓	1				



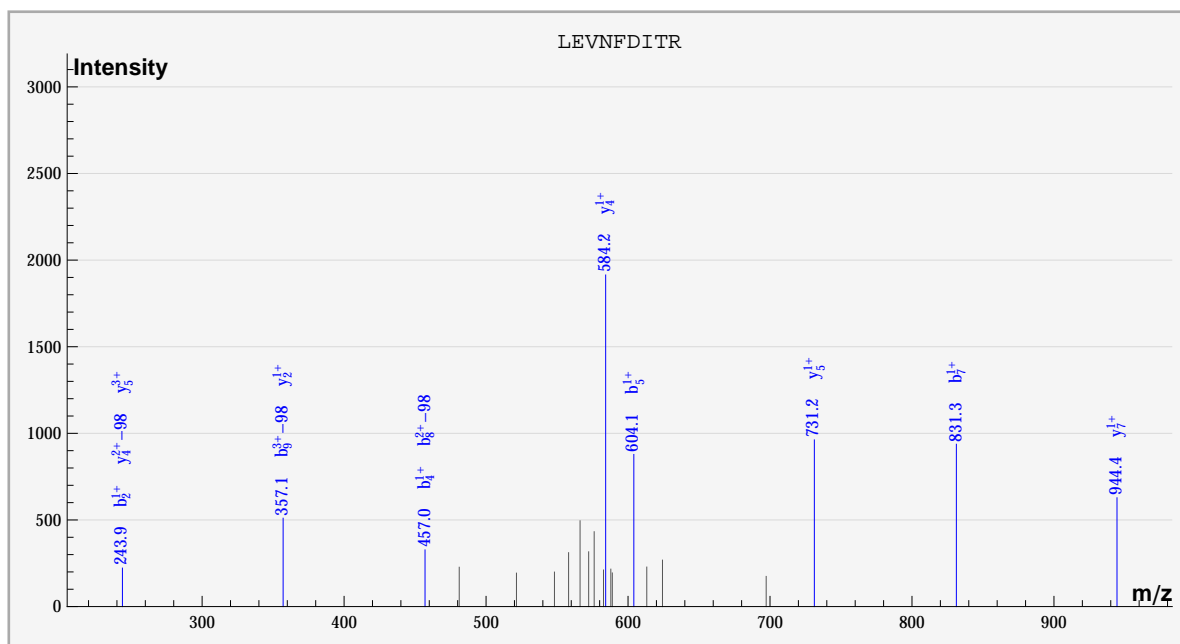
dbValid true LEVNFDIR PHOS(1) 2. 595. -1.22119 5.2645 100. ? 3714.  
 S\_Acido\_new%gil68567628|gb|AAY80557.1| LEVNFDIR%:::::PHOS::%sample\_0%compd\_2114



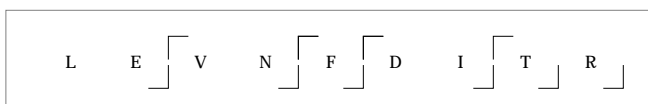
	#	b	b*	#	y	y*	P	P*
L	1							✓
E	2	✓		8	✓			
V	3			7	✓			
N	4	✓		6				
F	5	✓		5	✓			
D	6			4	✓	✓		
I	7	✓		3				
T	8		✓	2	✓			
R	9		✓	1				



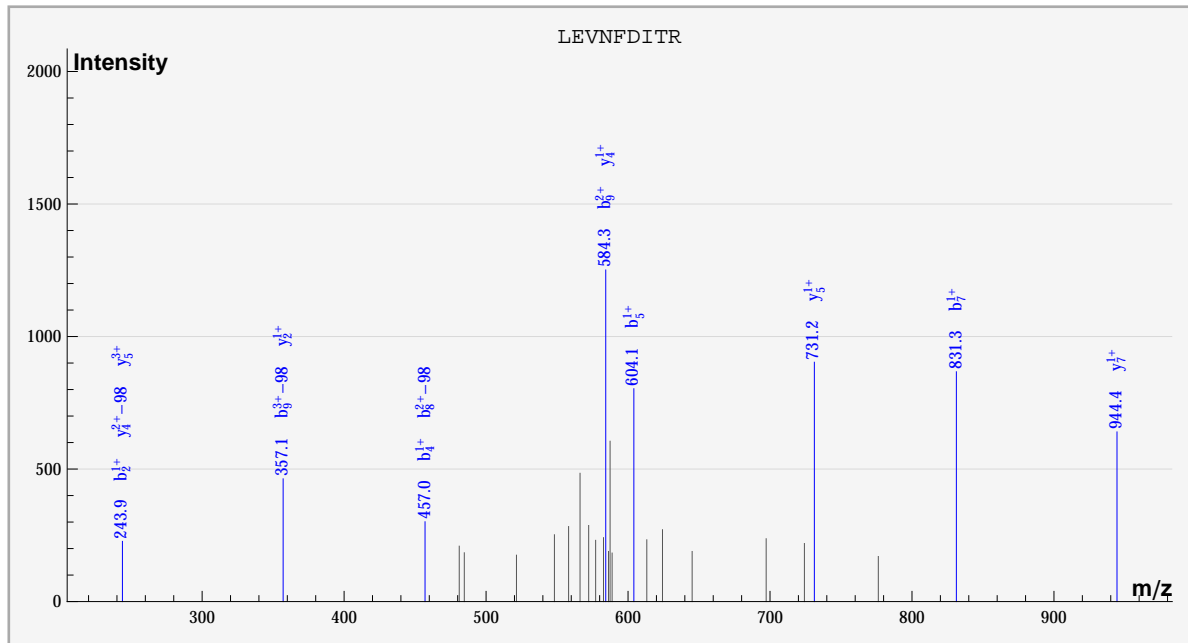
dbValid true LEVNFDIR PHOS(1) 2. 595. -1.22119 5.00866 100. ? 3726.  
 S\_Acido\_new%gil68567628|gb|AAY80557.1| LEVNFDIR%:::::::PHOS::%sample\_0%cmpd\_2123



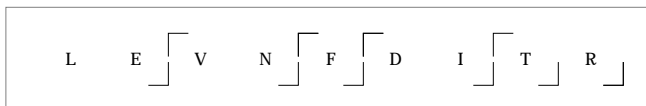
	#	b	b*	#	y	y*	P	P*
L	1							
E	2	✓		8				
V	3			7	✓			
N	4	✓		6				
F	5	✓		5	✓			
D	6			4	✓	✓		
I	7	✓		3				
T	8		✓	2	✓			
R	9		✓	1				



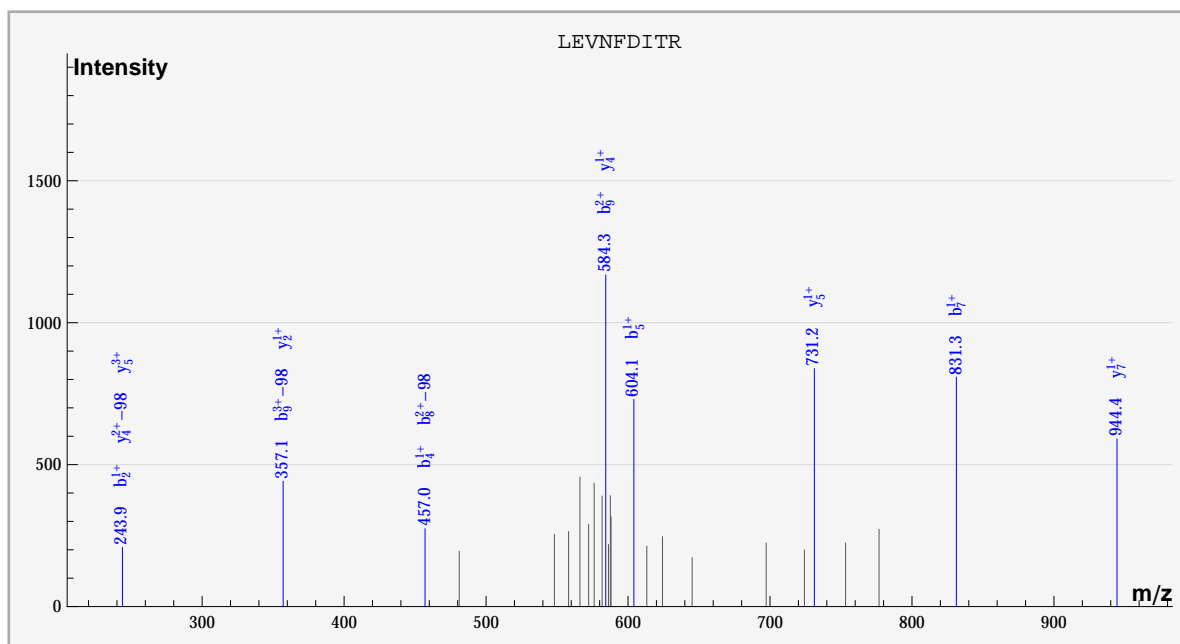
dbValid true LEVNFDIR PHOS(1) 2. 595. -1.22119 5.32257 100. ? 3738.  
 S\_Acido\_new%gil68567628|gb|AAY80557.1| LEVNFDIR%:::::PHOS::%sample\_0%compd\_2132



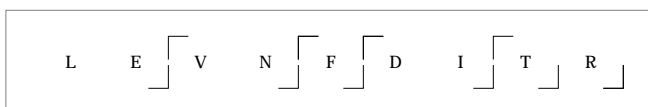
	#	b	b*	#	y	y*	P	P*
L	1							
E	2	✓		8				
V	3			7	✓			
N	4	✓		6				
F	5	✓		5	✓			
D	6			4	✓	✓		
I	7	✓		3				
T	8		✓	2	✓			
R	9	✓	✓	1				



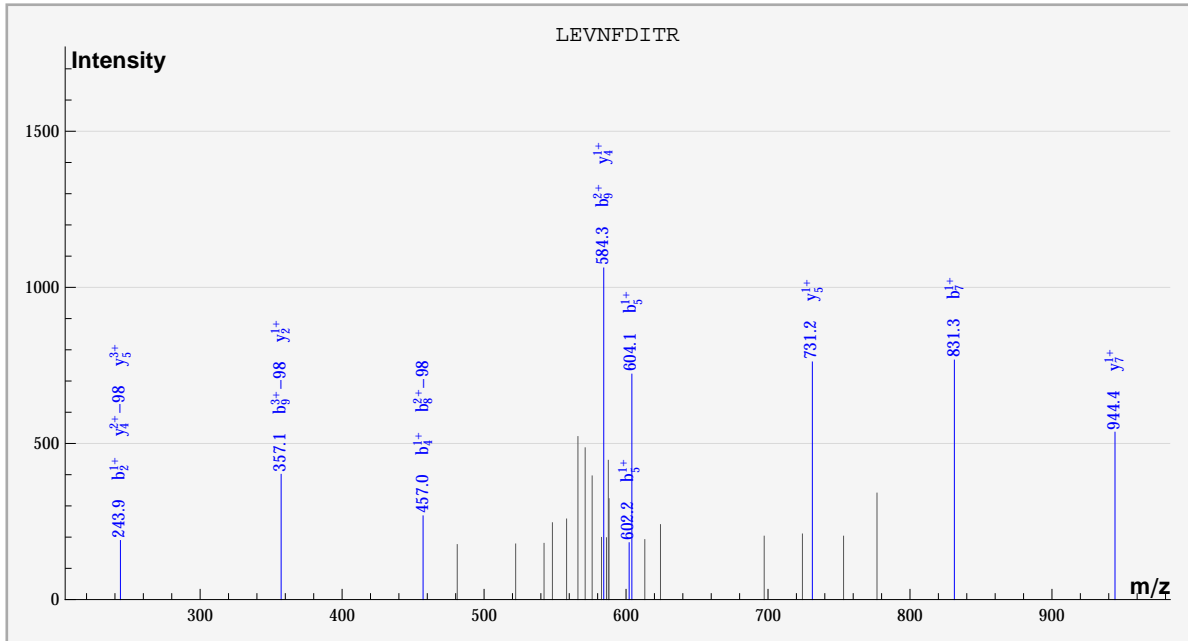
dbValid true LEVNFDIR PHOS(1) 2. 595. -1.22119 5.33052 100. ? 3750.  
 S\_Acido\_new%gil68567628|gb|AAY80557.1| LEVNFDIR%:::::PHOS::%sample\_0%cmpd\_2141



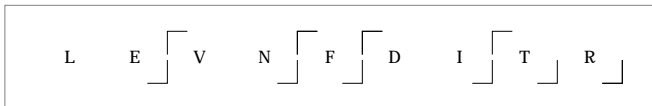
	#	b	b*	#	y	y*	P	P*
L	1							
E	2	✓		8				
V	3			7	✓			
N	4	✓		6				
F	5	✓		5	✓			
D	6			4	✓	✓		
I	7	✓		3				
T	8		✓	2	✓			
R	9	✓	✓	1				



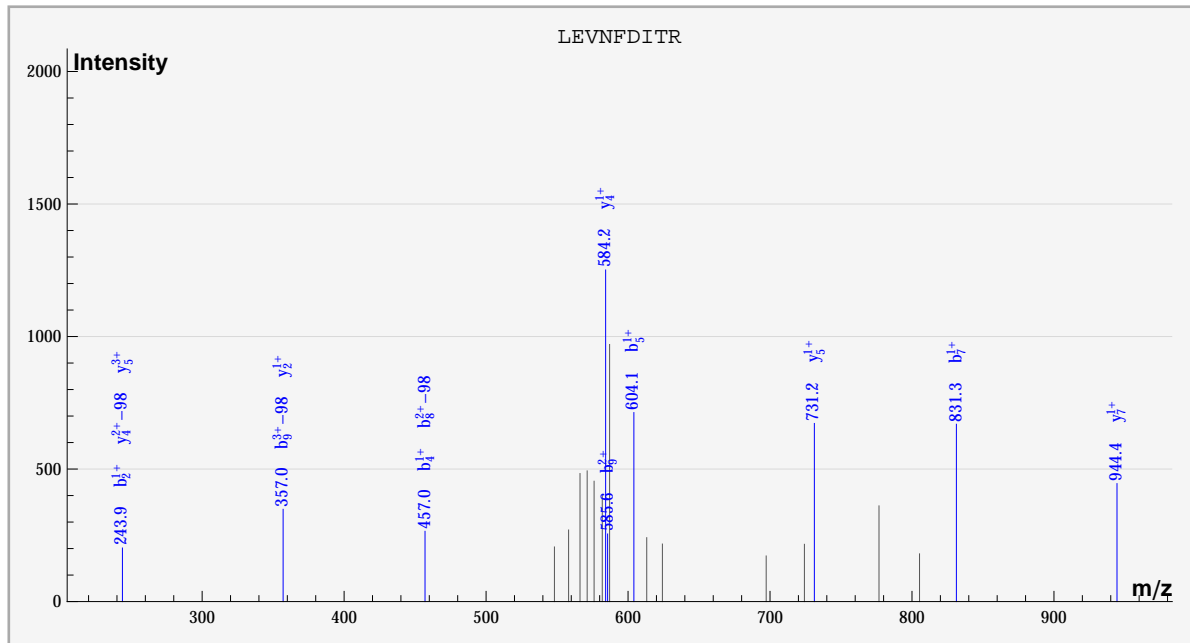
dbValid true LEVNFDIR PHOS(1) 2. 595. -1.22119 5.35312 100. ? 3762.  
 S\_Acido\_new%gil68567628|gb|AAY80557.1| LEVNFDIR%:::::PHOS::%sample\_0%compd\_2150



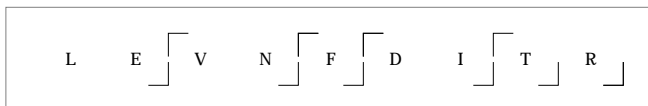
	#	b	b*	#	y	y*	P	P*
L	1							
E	2	✓		8				
V	3			7	✓			
N	4	✓		6				
F	5	✓		5	✓			
D	6			4	✓	✓		
I	7	✓		3				
T	8		✓	2	✓			
R	9	✓	✓	1				



dbValid true LEVNFDIR PHOS(1) 2. 595. -1.22119 5.14118 100. ? 3786.  
 S\_Acido\_new%gil68567628|gb|AAY80557.1| LEVNFDIR%:::::PHOS::%sample\_0%compd\_2170

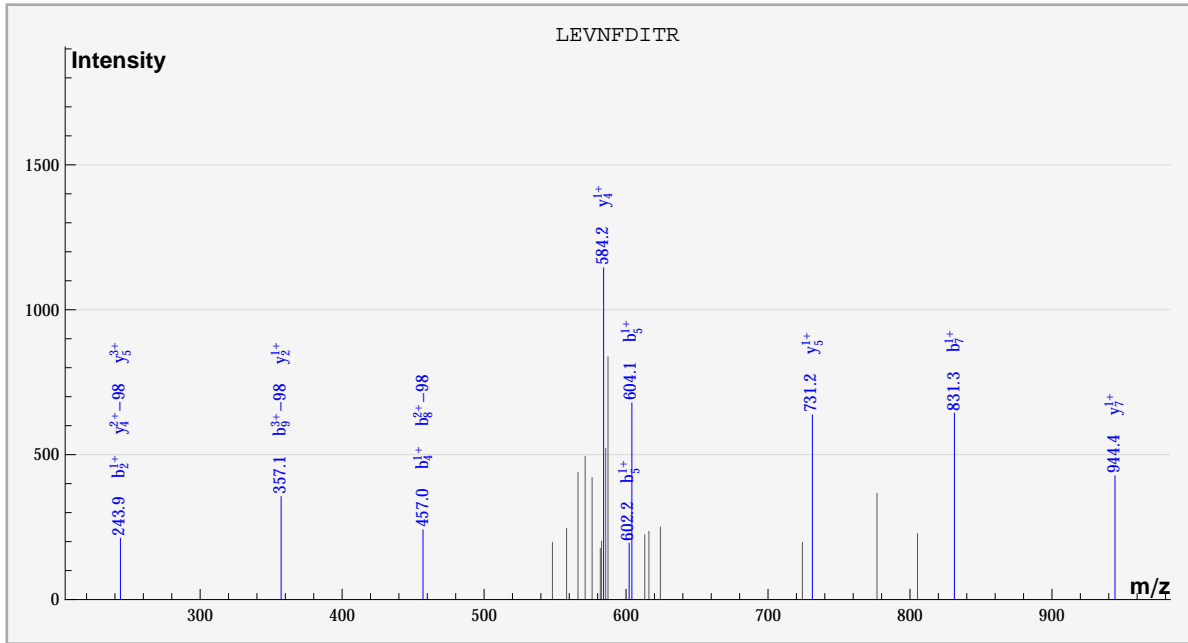


	#	b	b*	#	y	y*	P	P*
L	1							
E	2	✓		8				
V	3			7	✓			
N	4	✓		6				
F	5	✓		5	✓			
D	6			4	✓	✓		
I	7	✓		3				
T	8		✓	2	✓			
R	9	✓	✓	1				

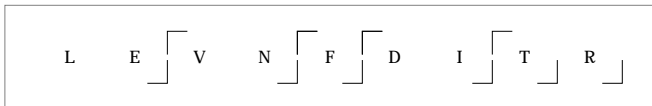




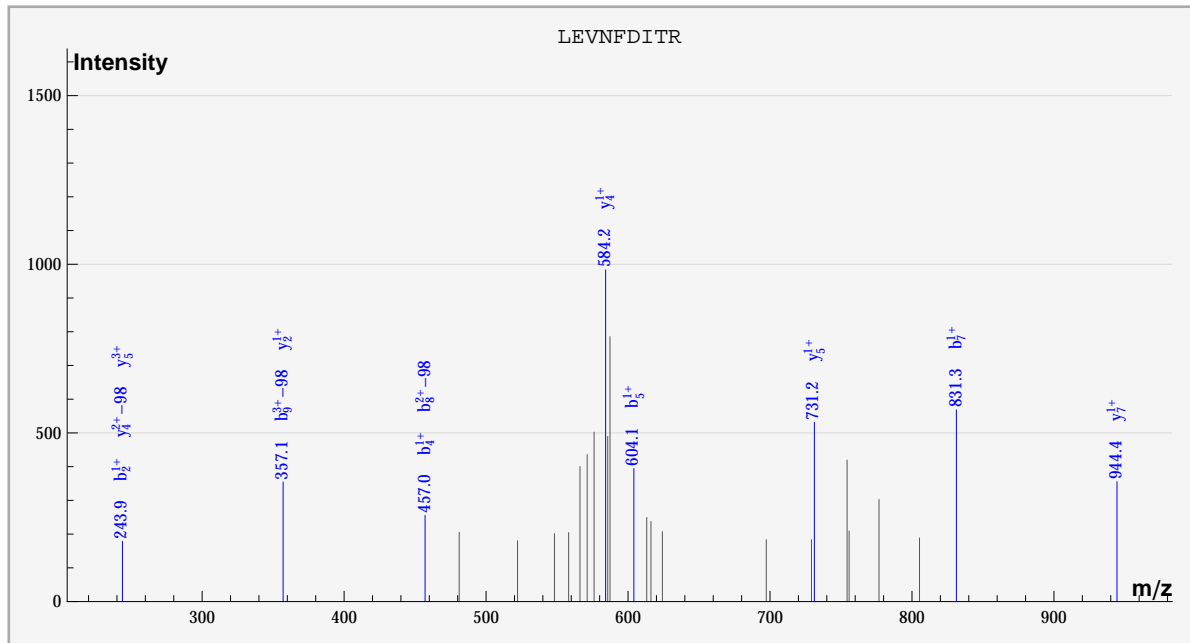
dbValid true LEVNFDIR PHOS(1) 2. 595. -1.22119 5.02553 100. ? 3798.  
 S\_Acido\_new%gi|68567628|gb|AAY80557.1| LEVNFDIR%:::::::PHOS::%sample\_0%compd\_2180



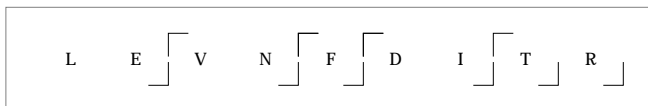
	#	b	b*	#	y	y*	P	P*
L	1							
E	2	✓		8				
V	3			7	✓			
N	4	✓		6				
F	5	✓		5	✓			
D	6			4	✓	✓		
I	7	✓		3				
T	8		✓	2	✓			
R	9		✓	1				



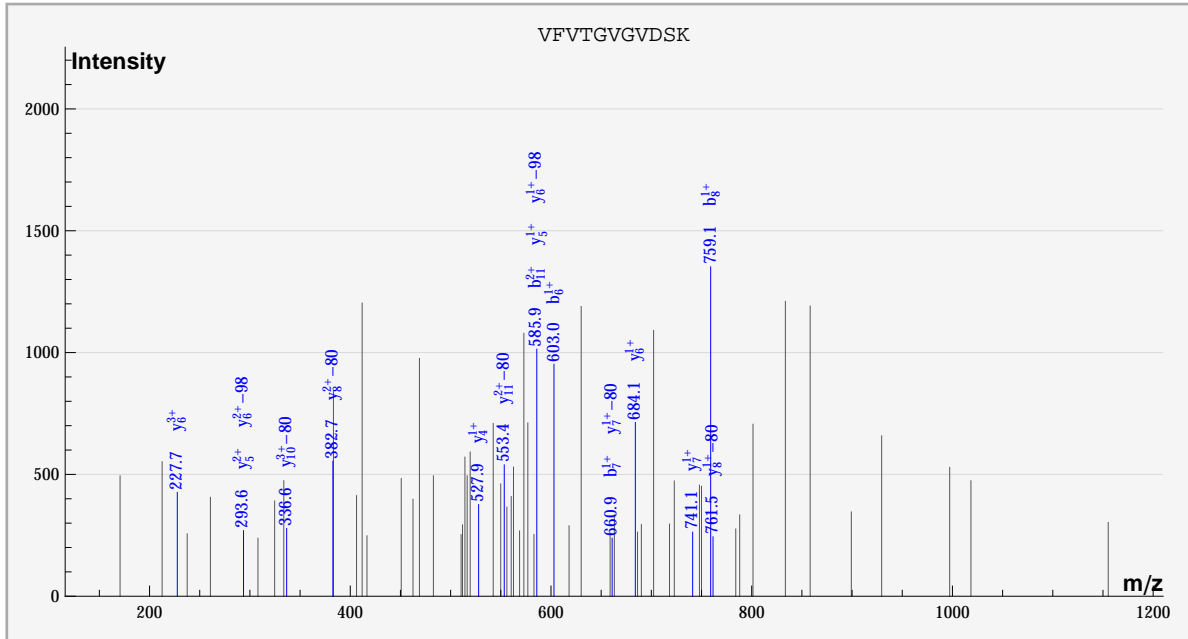
dbValid true LEVNFDIR PHOS(1) 2. 595. -1.22119 5.20202 100. ? 3822.  
 S\_Acido\_new%gi|68567628|gb|AAY80557.1| LEVNFDIR%:::::::PHOS::%sample\_0%compd\_2200



	#	b	b*	#	y	y*	P	P*
L	1							
E	2	✓		8				
V	3			7	✓			
N	4	✓		6				
F	5	✓		5	✓			
D	6			4	✓	✓		
I	7	✓		3				
T	8		✓	2	✓			
R	9		✓	1				



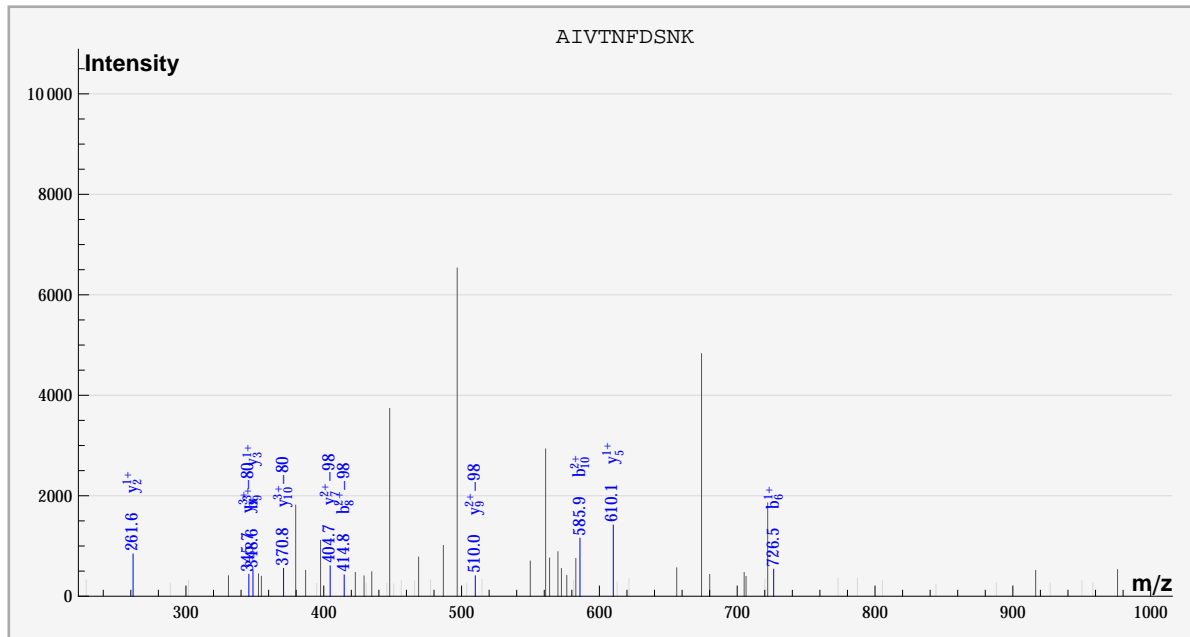
dbValid true VFVTGVGVD SK PHOS(1) 2. 596. -1.71099 5.00309 100. ? 1560.  
 S\_Acido\_new%gi|68568295|gb|AAy81224.1| VFVTGVGVD SK%:::PHOS::%sample\_2%cmpd\_301



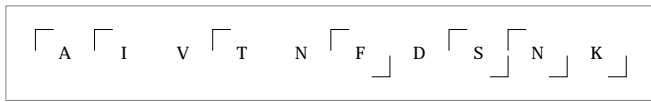
	#	b	b*	#	y	y*	P	P*
V	1							✓
F	2			10		✓		
V	3			9				
T	4			8		✓		
G	5			7		✓	✓	
V	6	✓		6		✓	✓	
G	7	✓		5		✓		
V	8	✓		4		✓		
D	9			3				
S	10			2				
K	11	✓		1				

VFVTG VGVGVD SK

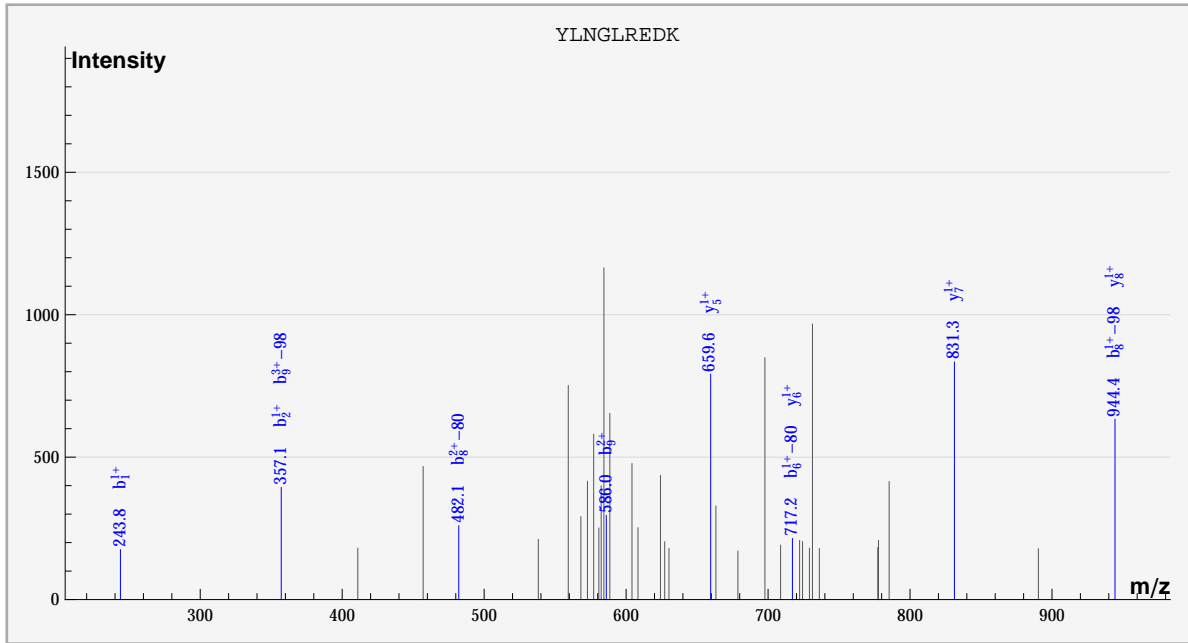
dbValid true AIVTNFDSNK PHOS(1) 2. 596. -1.23155 4.93122 100. ? 1728.  
 S\_Acido\_new%gi|68568433|gb|AAy81362.1| AIVTNFDSNK%:::PHOS:::sample\_2%cmpd\_457



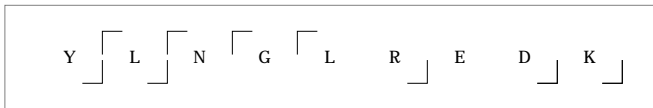
	#	b	b*	#	y	y*	P	P*
A	1							✓
I	2			9		✓		
V	3			8				
T	4			7		✓		
N	5			6				
F	6	✓		5	✓			
D	7			4				
S	8		✓	3	✓			
N	9	✓		2	✓			
K	10	✓		1				



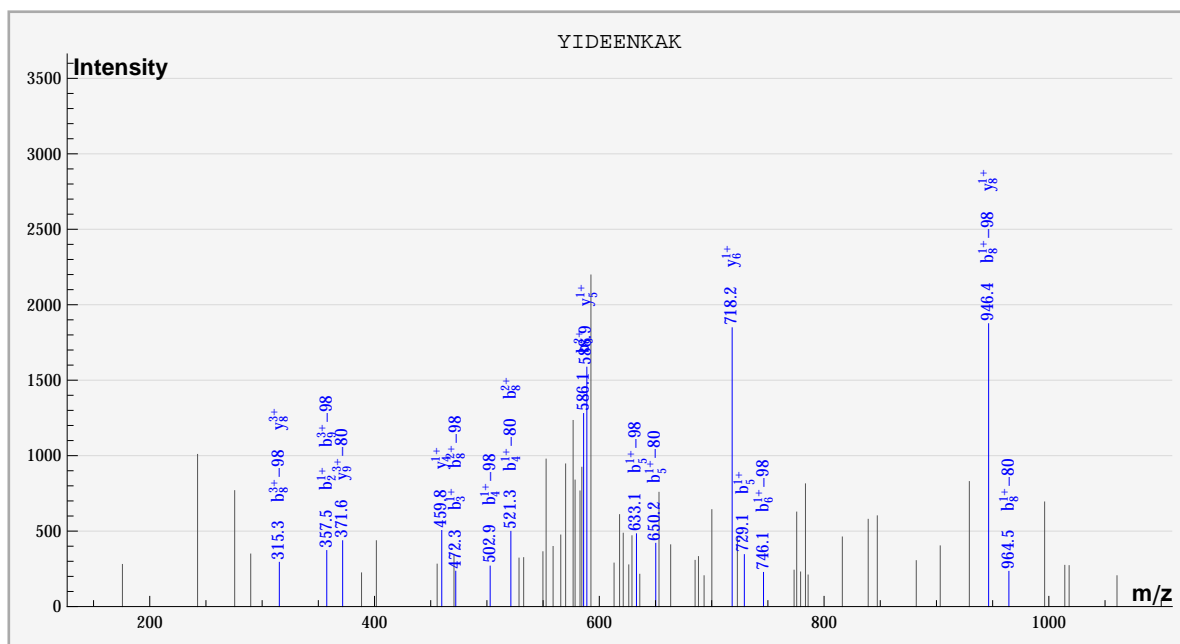
dbValid true YLNLREDK PHOS(1) 2. 596. -1.72356 5.43477 100. ? 3834.  
 S\_Acido\_new%gi|68566621|gb|AAY79550.1| YLNLREDK%:PHOS:.....%sample\_0%cmpd\_2212



	#	b	b*	#	y	y*	P	P*
Y	1	✓						
L	2	✓		8	✓			
N	3			7	✓			
G	4			6	✓			
L	5			5	✓			
R	6		✓	4				
E	7			3				
D	8		✓	2				
K	9	✓	✓	1				



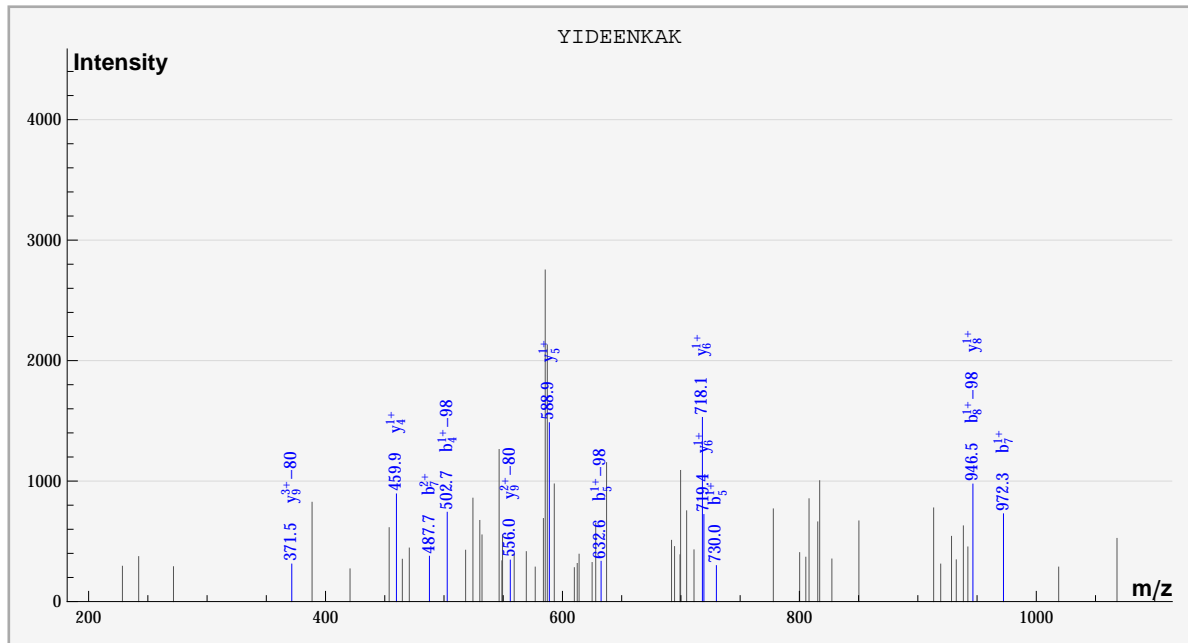
dbValid true YIDEENKAK PHOS(1) 2. 597. -1.73955 5.14579 100. ? 1872.  
 S\_Acido\_new%gi|68568375|gb|AAY81304.1| YIDEENKAK%:PHOS:::sample\_0%compd\_562



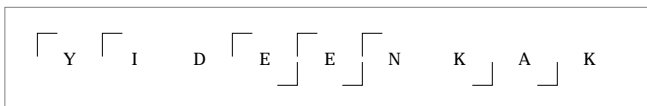
	#	b	b*	#	y	y*	P	P*
Y	1							✓
I	2	✓		8	✓			
D	3	✓		7				
E	4		✓	6	✓			
E	5	✓	✓	5	✓			
N	6		✓	4	✓			
K	7			3				
A	8	✓	✓	2				
K	9	✓	✓	1				

Y I D E E N K A K

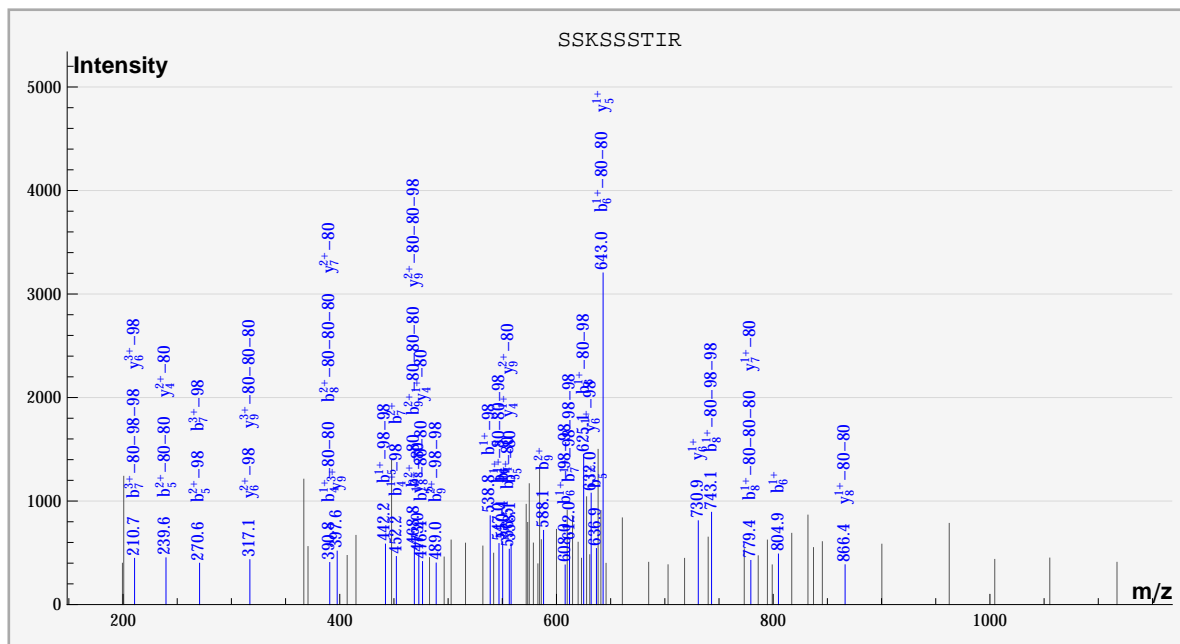
dbValid true YIDEENKAK PHOS(1) 2. 597. -1.73955 5.00189 100. ? 1884.  
 S\_Acido\_new%gi|68568375|gb|AAY81304.1| YIDEENKAK%:PHOS:::::::::sample\_0%compd\_572



	#	b	b*	#	y	y*	P	P*
Y	1							✓
I	2			8	✓			
D	3			7				
E	4		✓	6	✓			
E	5	✓	✓	5	✓			
N	6			4	✓			
K	7	✓		3				
A	8		✓	2				
K	9			1				



dbValid true SSKSSSTIR PHOS(3) 2. 597. -0.294003 5.25855 100. ? 2394.  
 S\_Acido\_new%gii68567083|gb|AAY80012.1| SSKSSSTIR%:PHOS:PHOS:::PHOS:::%sample\_2%cmpd\_1065

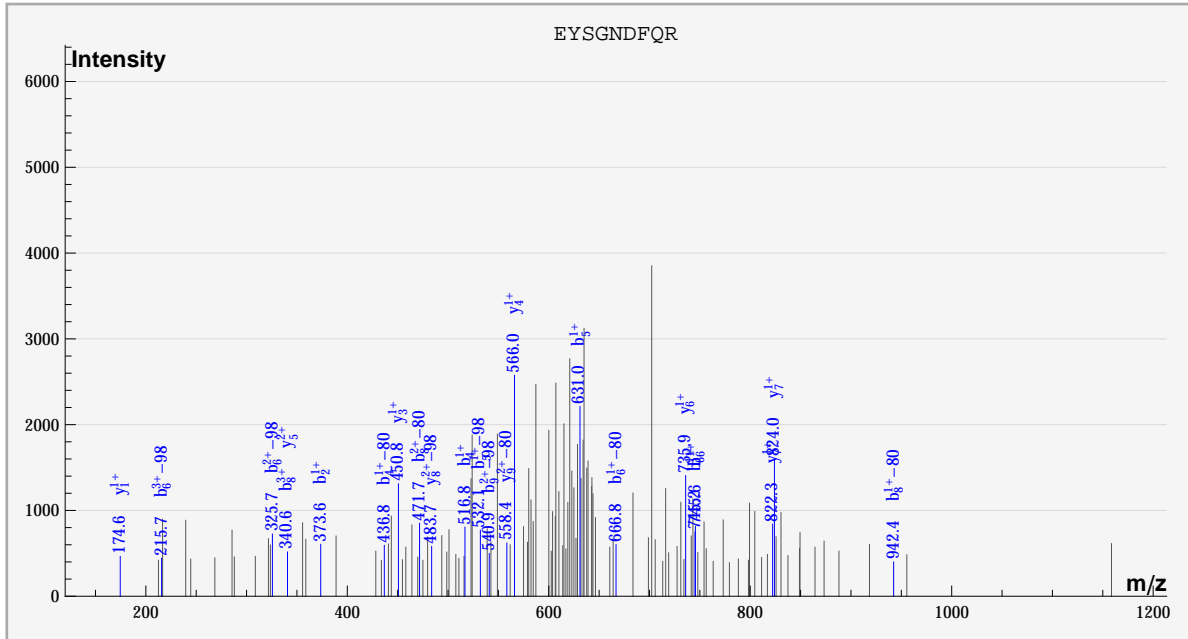


	#	b	b*	#	y	y*	P	P*
S	1						✓	✓
S	2			8		✓		
K	3			7		✓		
S	4	✓	✓	6	✓	✓		
S	5	✓	✓	5	✓	✓		
S	6	✓	✓	4	✓	✓		
T	7	✓	✓	3				
I	8		✓	2				
R	9	✓	✓	1				

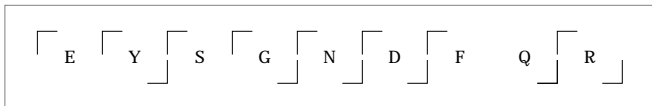
┌ S ┌ S ┌ K ┌ S ┌ S ┌ S ┌ T ┌ I ┌ R ┌



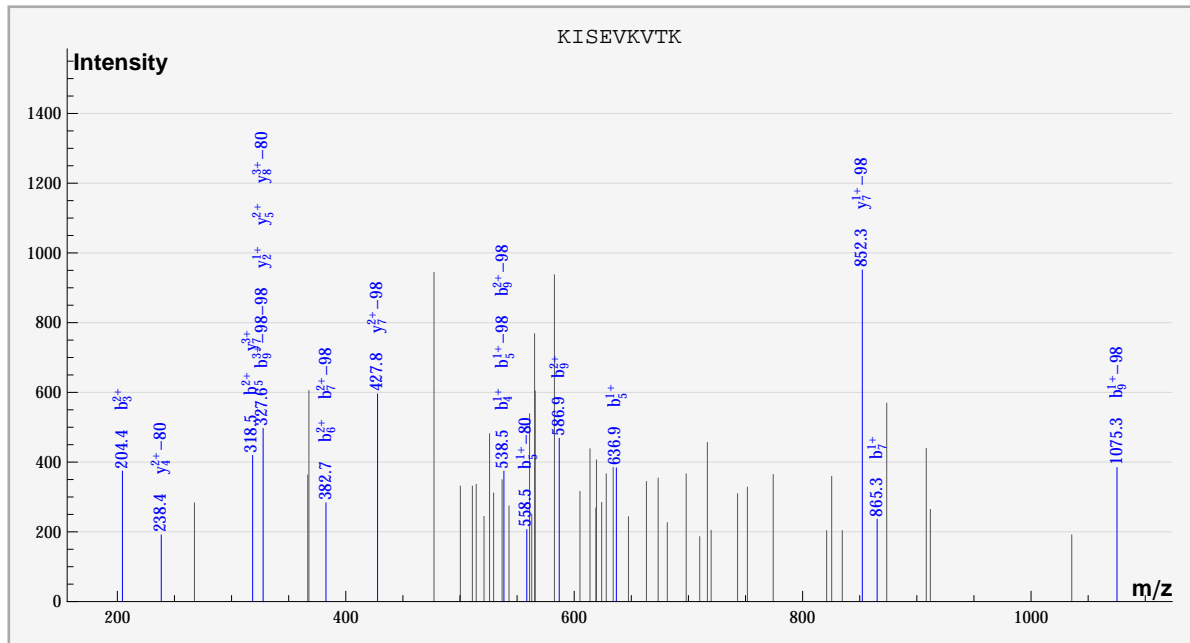
dbValid true EYSGNDFQR PHOS(1) 2. 597. 1.22441 5.04285 100. ? 2802.  
 S\_Acido\_new%gil68567726|gb|AAy80655.1| EYSGNDFQR%::PHOS%:::sample\_2%compd\_1443



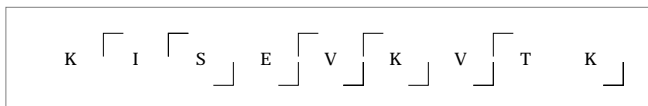
	#	b	b*	#	y	y*	P	P*
E	1							✓
Y	2	✓		8		✓		
S	3			7	✓			
G	4	✓	✓	6	✓			
N	5	✓	✓	5	✓			
D	6	✓	✓	4	✓			
F	7			3	✓			
Q	8	✓	✓	2				
R	9		✓	1	✓			



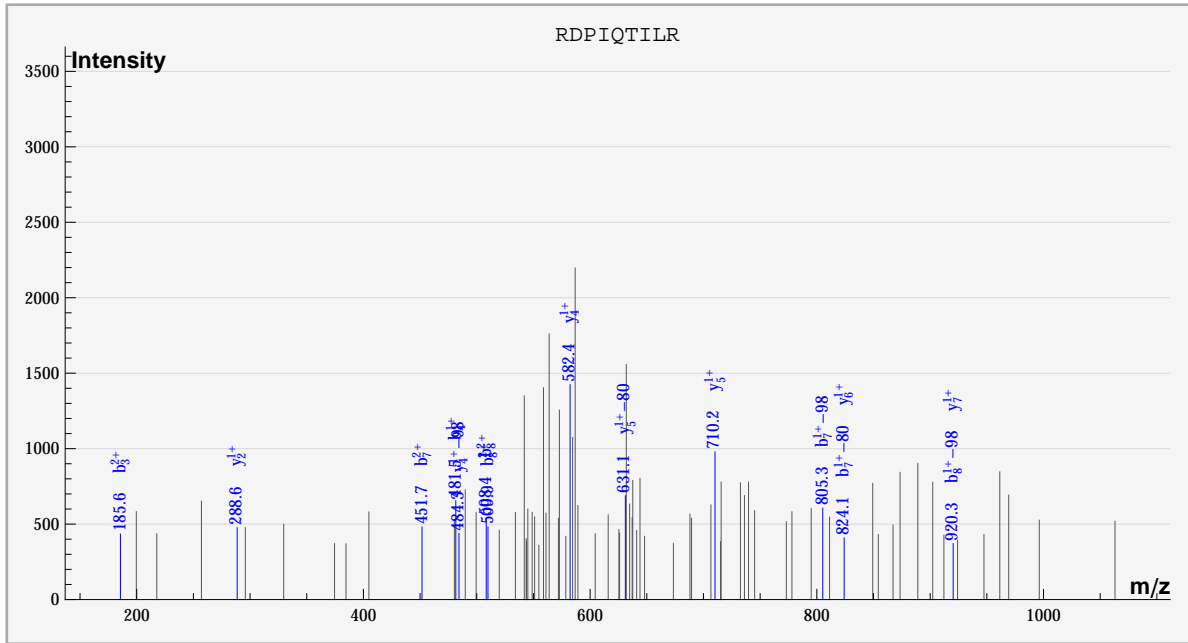
dbValid true KISEVKVTK PHOS(2) 2. 597. -0.707103 5.42659 100. ? 3696.  
 S\_Acido\_new%gi|68568341|gb|AAY81270.1| KISEVKVTK%:::PHOS:::PHOS::%sample\_2%cmpd\_2262



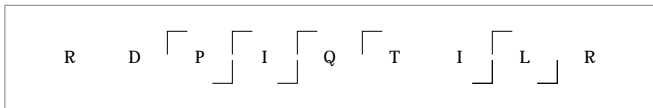
	#	b	b*	#	y	y*	P	P*
K	1							
I	2			8		✓		
S	3	✓		7	✓	✓		
E	4	✓		6				
V	5	✓	✓	5	✓			
K	6	✓		4		✓		
V	7	✓	✓	3				
T	8			2	✓			
K	9	✓	✓	1				



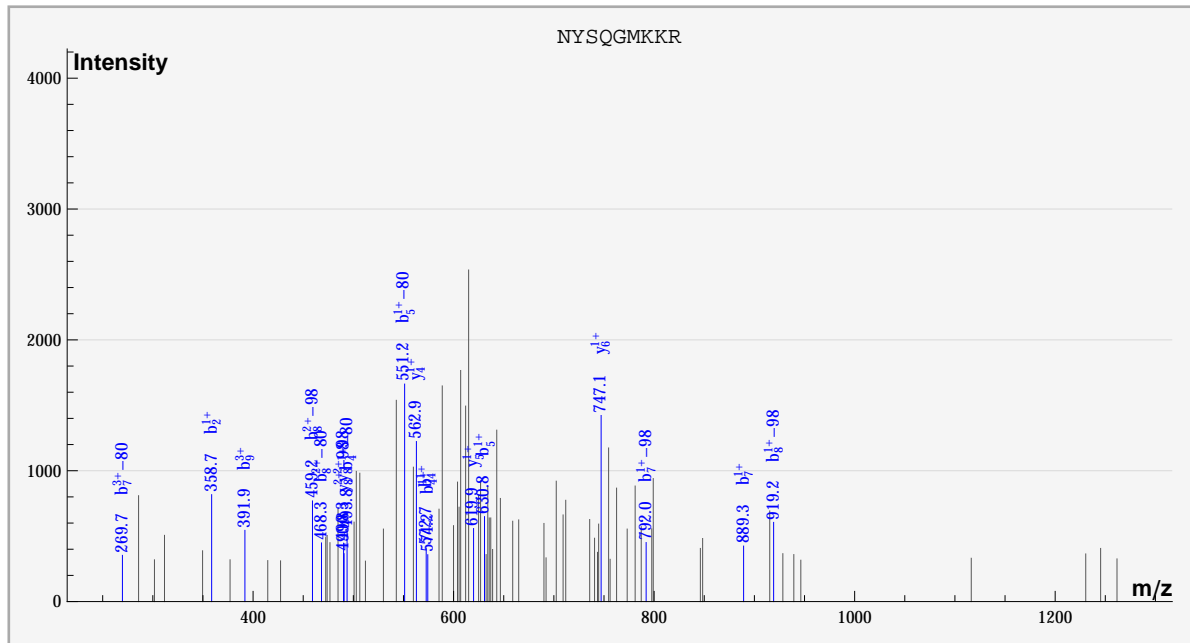
dbValid true RDPIQTILR PHOS(1) 2. 598. -1.6841 5.35293 100. ? 2118.  
 S\_Acido\_new%gi|68567912|gb|AAY80841.1| RDPIQTILR%:::::PHOS:::::sample\_2%cmpd\_812



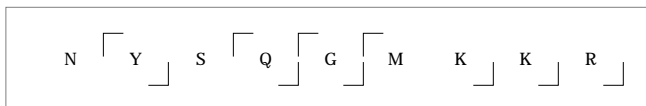
	#	b	b*	#	y	y*	P	P*
R	1							
D	2			8				
P	3	✓		7	✓			
I	4	✓		6	✓			
Q	5			5	✓	✓		
T	6			4	✓	✓		
I	7	✓	✓	3				
L	8	✓	✓	2	✓			
R	9			1				



dbValid true NYSQGMKKR PHOS(1) 2. 598. -1.72936 5.37059 100. ? 2346.  
 S\_Acido\_new%gi|68567455|gb|AAAY80384.1| NYSQGMKKR%::PHOS%:::sample\_2%cmpd\_1022

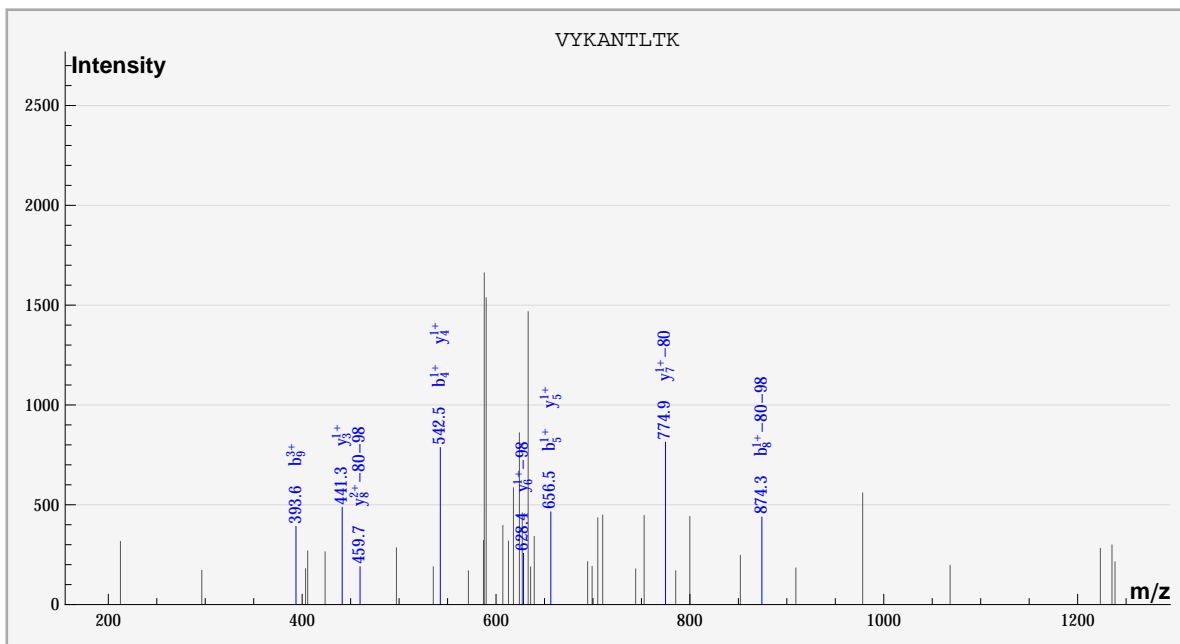


	#	b	b*	#	y	y*	P	P*
N	1							
Y	2	✓		8		✓		
S	3			7				
Q	4	✓	✓	6		✓		
G	5	✓	✓	5		✓		
M	6			4		✓		
K	7	✓	✓	3				
K	8		✓	2				
R	9	✓		1				

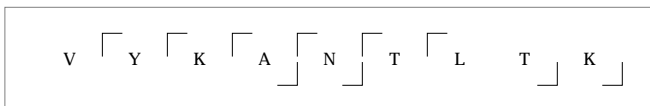


dbValid true VYKANTLTK PHOS(2) 2. 598. 1.26943 5.53151 100. ? 2490.

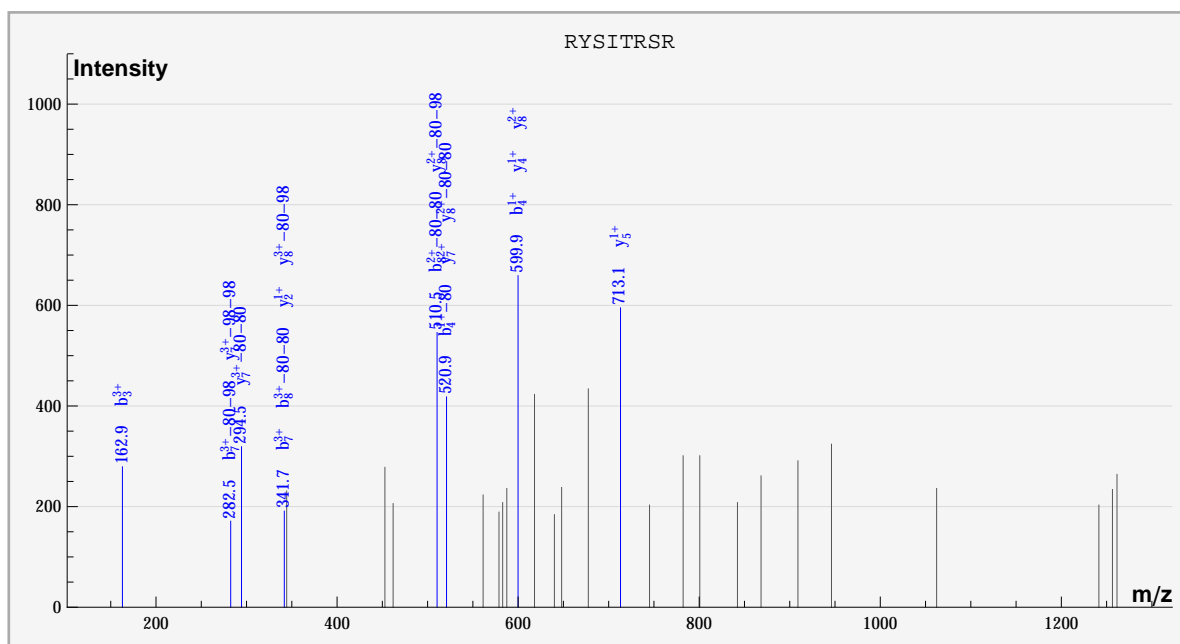
S\_Acido\_new%gil68567284|gb|AA80213.1| VYKANTLTK::PHOS:::PHOS:::sample\_0%compd\_1095



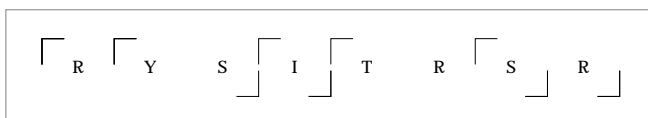
	#	b	b*	#	y	y*	P	P*
V	1							
Y	2			8		✓		
K	3			7		✓		
A	4	✓		6		✓		
N	5	✓		5	✓			
T	6			4	✓			
L	7			3	✓			
T	8		✓	2				
K	9	✓		1				



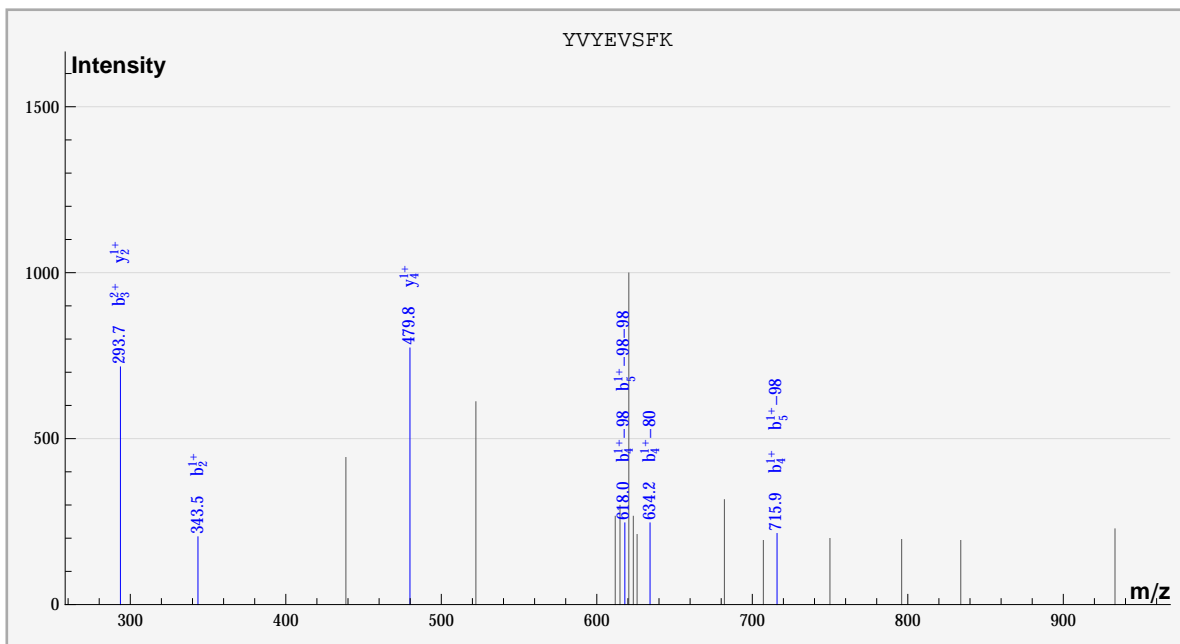
dbValid true RYSITRSR PHOS(2) 2. 598. 1.7601 5.19813 100. ? 3996.  
 S\_Acido\_new%gi|68566621|gb|AA79550.1| RYSITRSR::PHOS:::PHOS::%sample\_2%compd\_2540



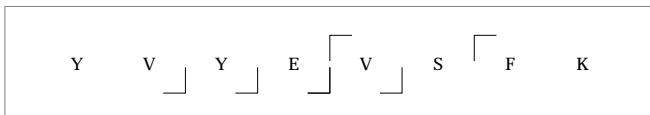
	#	b	b*	#	y	y*	P	P*
R	1						✓	✓
Y	2			7	✓	✓		
S	3	✓		6				
I	4	✓	✓	5	✓			
T	5			4	✓			
R	6			3				
S	7	✓	✓	2	✓			
R	8		✓	1				



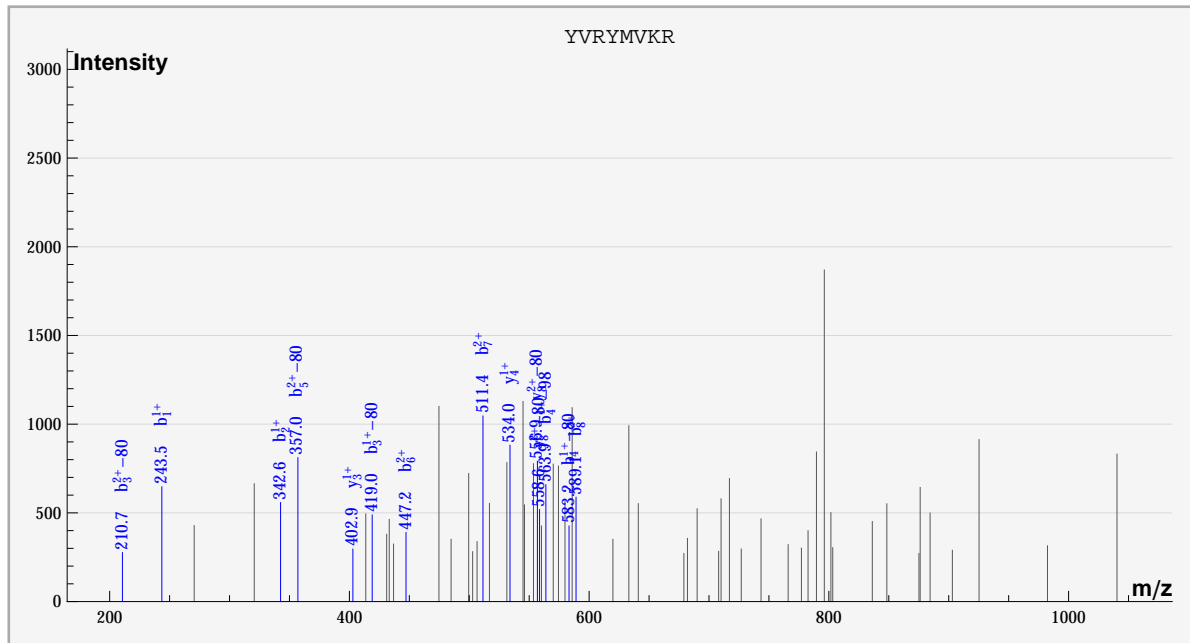
dbValid true YVYEVSK PHOS(2) 2. 598. -0.270398 4.96966 100. ? 4224.  
 S\_Acido\_new%gi|68566507|gb|AA79436.1| YVYEVSK%:PHOS::PHOS:::sample\_2%cmpd\_2749



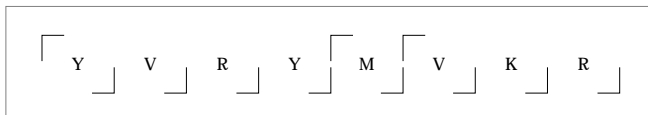
	#	b	b*	#	y	y*	P	P*
Y	1							
V	2	✓		7				
Y	3	✓		6				
E	4	✓	✓	5				
V	5		✓	4	✓			
S	6			3				
F	7			2	✓			
K	8			1				



dbValid true YVRYMVKR PHOS(1) 2. 599. -1.20371 4.93598 100. ? 1638.  
 S\_Acido\_new%gi|68567858|gb|AAY80787.1| YVRYMVKR%:PHOS:::sample\_2%cmpd\_372



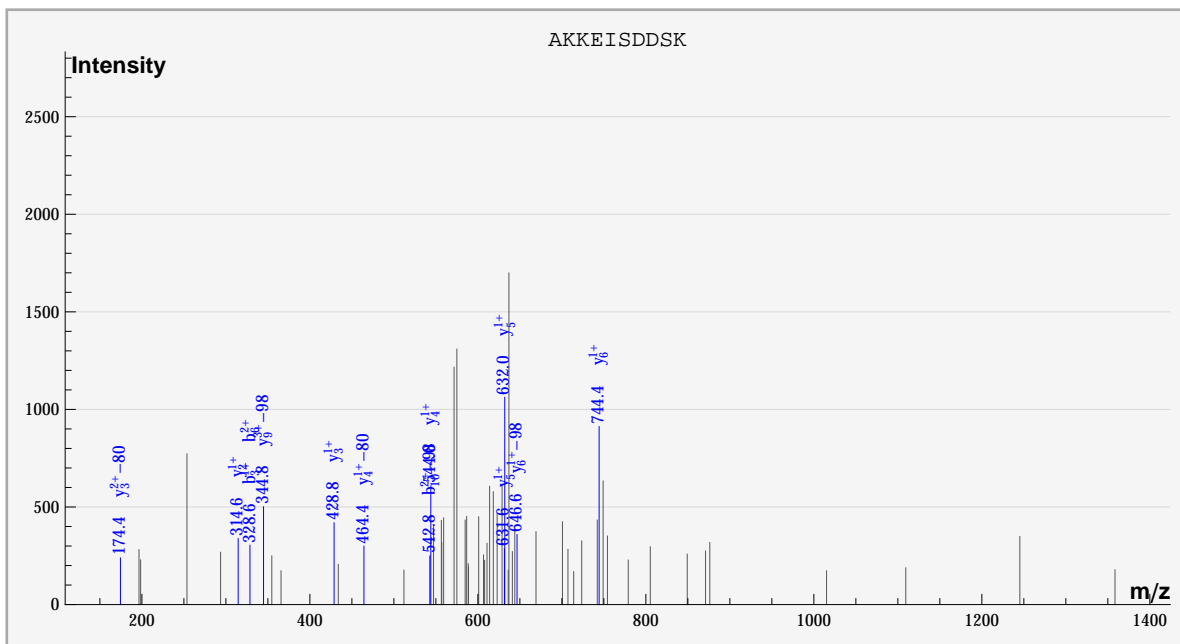
	#	b	b*	#	y	y*	P	P*
Y	1	✓						✓
V	2	✓		7				
R	3		✓	6				
Y	4		✓	5				
M	5		✓	4	✓			
V	6	✓		3	✓			
K	7	✓		2				
R	8	✓		1				





dbValid true AKKEISDDSK PHOS(1) 2. 599. 1.77901 5.40466 100. ? 2070.

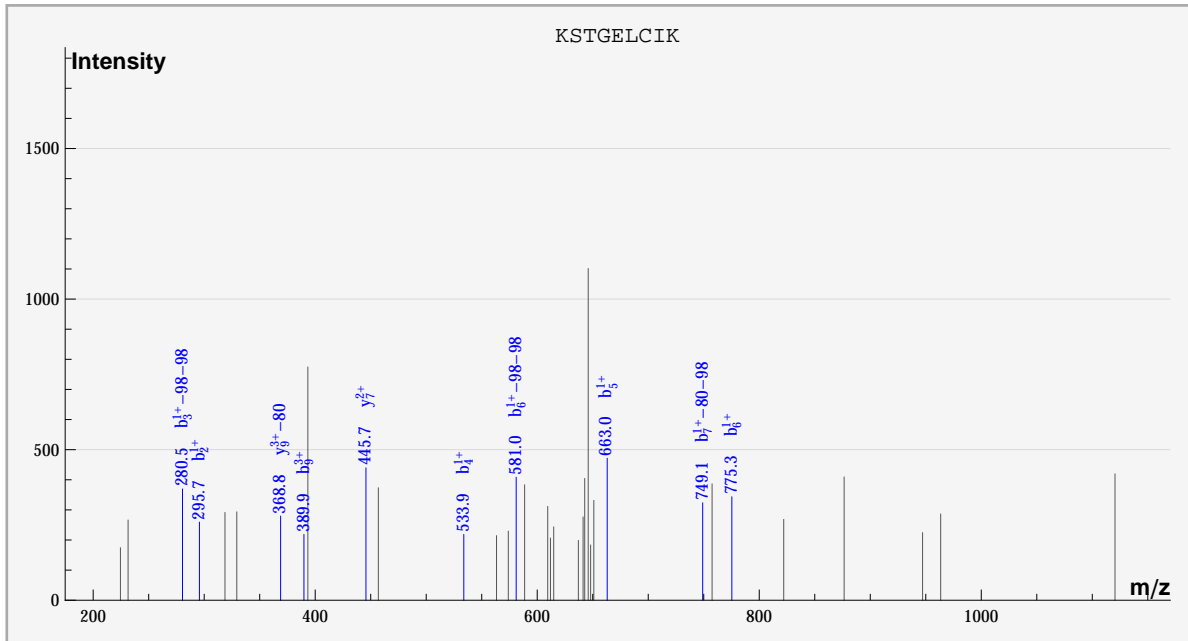
S\_Acido\_new%gi|68568205|gb|AAy81134.1| AKKEISDDSK%:::PHOS:::sample\_2%compd\_770



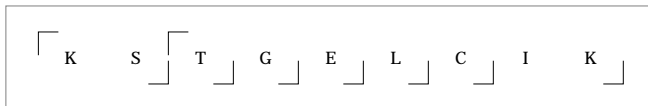
	#	b	b*	#	y	y*	P	P*
A	1							
K	2			9		✓		
K	3	✓		8				
E	4			7				
I	5			6	✓	✓		
S	6	✓		5	✓			
D	7			4	✓	✓		
D	8			3	✓	✓		
S	9			2	✓			
K	10		✓	1				



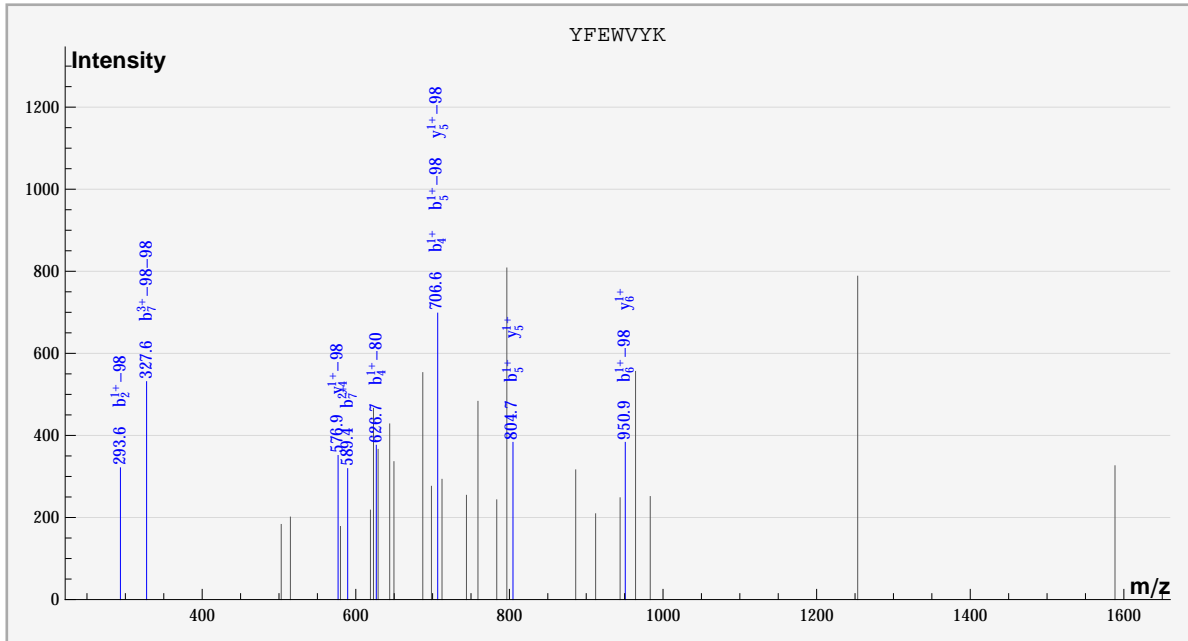
dbValid true KSTGELCIK Cys\_CAM(1),PHOS(2) 2. 599. -0.754908 5.08352 100. ? 4116.  
 S\_Acido\_new%gi|68568413|gb|AAY81342.1| KSTGELCIK%::PHOS:PHOS:::Cys\_CAM:::%sample\_2%cmpd\_2652



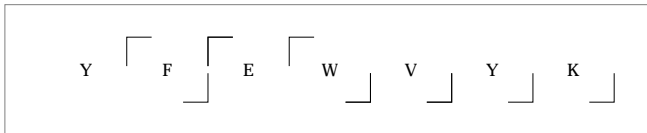
	#	b	b*	#	y	y*	P	P*
K	1							✓
S	2	✓		8				
T	3		✓	7	✓			
G	4	✓		6				
E	5	✓		5				
L	6	✓	✓	4				
C	7		✓	3				
I	8			2				
K	9	✓		1				



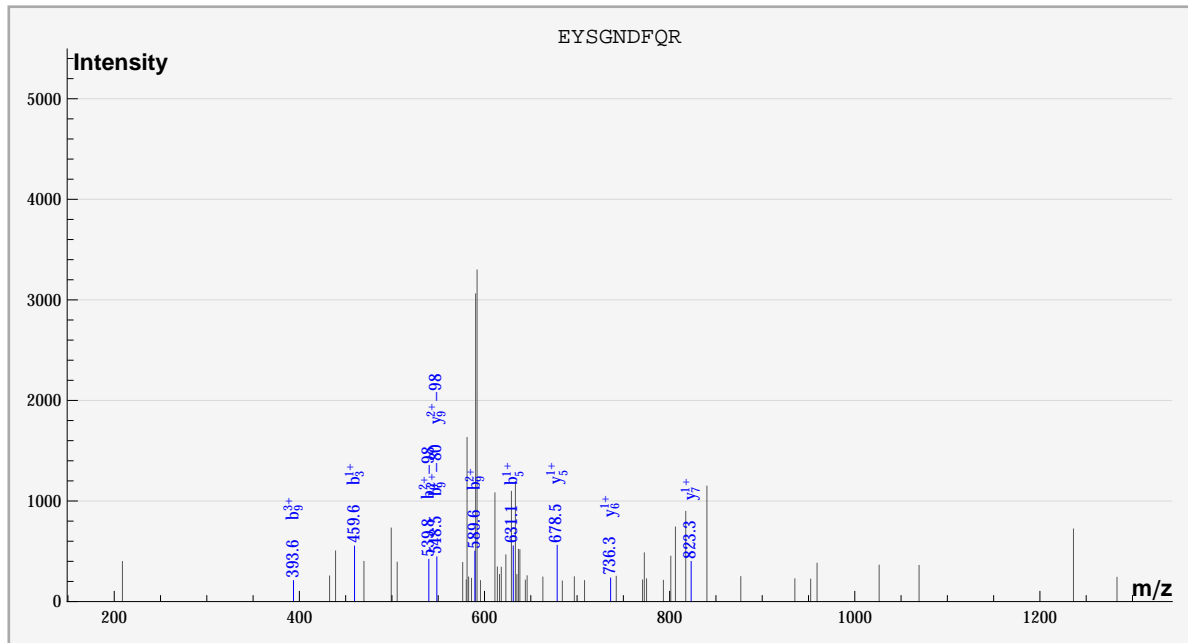
dbValid true YFEWVYK PHOS(2) 2. 599. -1.28096 4.9564 100. ? 4212.  
 S\_Acido\_new%gil68568577|gb|AAy81506.1| YFEWVYK%:PHOS:::PHOS::%sample\_2%cmpd\_2740



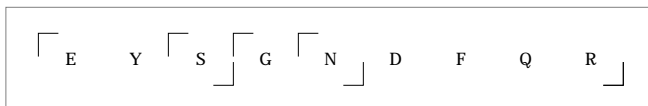
	#	b	b*	#	y	y*	P	P*
Y	1							
F	2		✓	6	✓			
E	3		✓	5	✓	✓		
W	4	✓	✓	4		✓		
V	5	✓	✓	3				
Y	6		✓	2				
K	7	✓	✓	1				



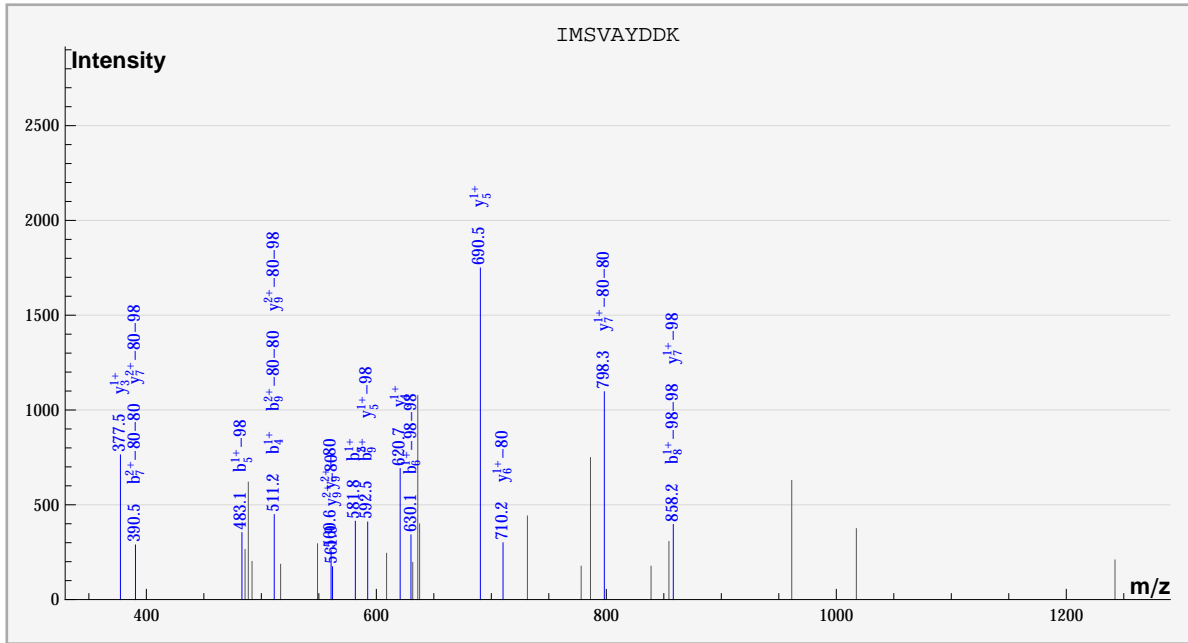
dbValid true EYSGNDFQR PHOS(1) 2. 600. -1.77559 5.02413 100. ? 2040.  
 S\_Acido\_new%gi|68567726|gb|AAY80655.1| EYSGNDFQR%::PHOS:::sample\_3%compd\_704



	#	b	b*	#	y	y*	P	P*
E	1							✓
Y	2			8				
S	3	✓		7	✓			
G	4			6	✓			
N	5	✓		5	✓			
D	6			4				
F	7			3				
Q	8			2				
R	9	✓	✓	1				



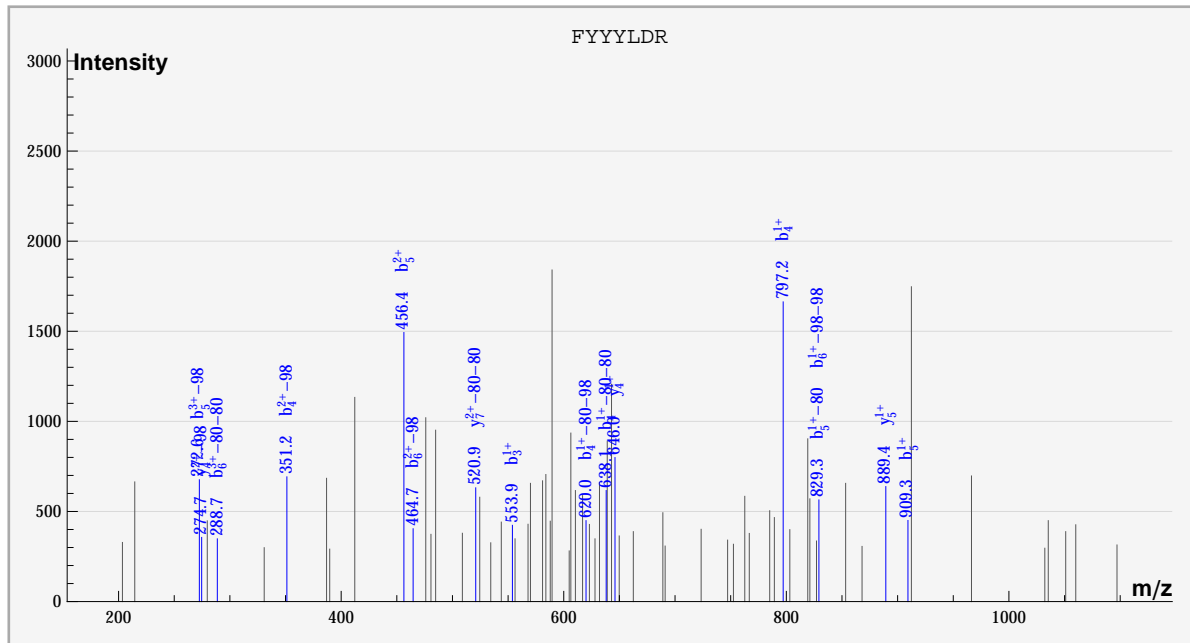
dbValid true IMSVAYDDK PHOS(2) 2. 601. 0.216002 5.41356 100. ? 1968.  
 S\_Acido\_new%gi|68568519|gb|AAy81448.1| IMSVAYDDK%::PHOS::PHOS:::%sample\_3%compd\_642



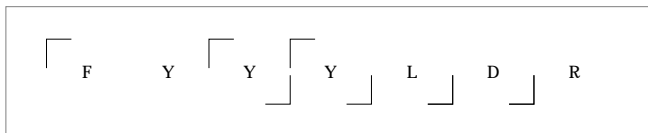
	#	b	b*	#	y	y*	P	P*
I	1							✓
M	2			8				
S	3			7		✓		
V	4	✓		6		✓		
A	5	✓	✓	5	✓	✓		
Y	6		✓	4	✓			
D	7		✓	3	✓			
D	8		✓	2				
K	9	✓	✓	1				

I M S V A Y D D K

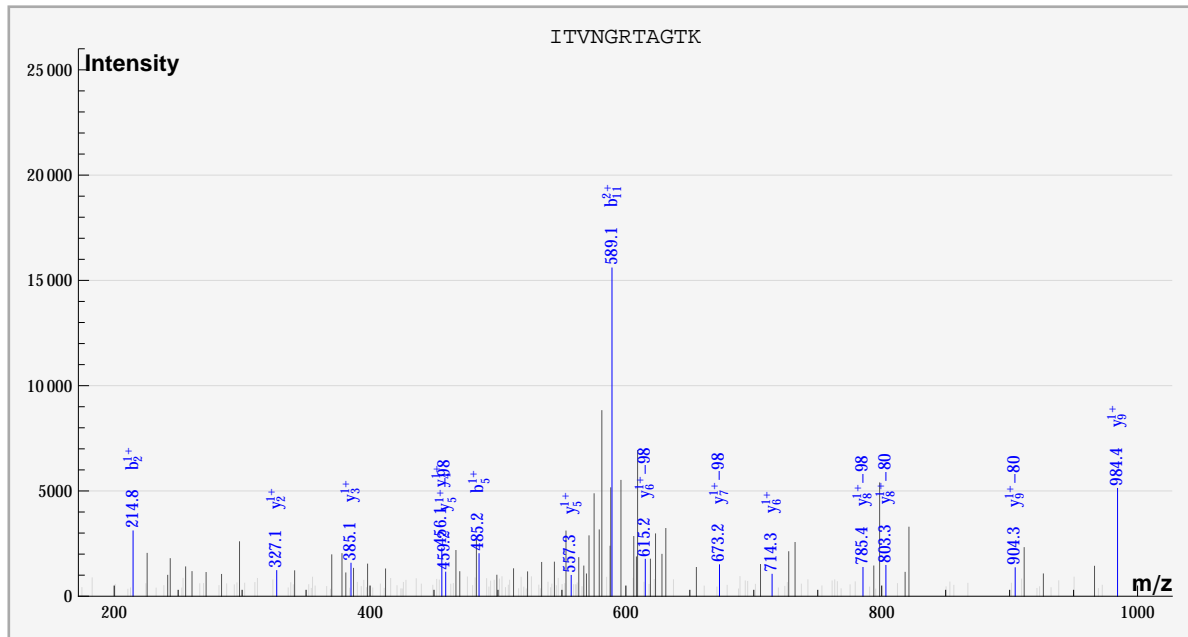
dbValid true FYYYLDR PHOS(2) 2. 601. -0.785878 5.14779 100. ? 1986.  
 S\_Acido\_new%gi|68568070|gb|AA80999.1| FYYYLDR%:::PHOS:PHOS:::%sample\_3%cmpd\_695



	#	b	b*	#	y	y*	P	P*
F	1							✓
Y	2			6				
Y	3	✓		5	✓			
Y	4	✓	✓	4	✓	✓		
L	5	✓	✓	3				
D	6		✓	2				
R	7			1				



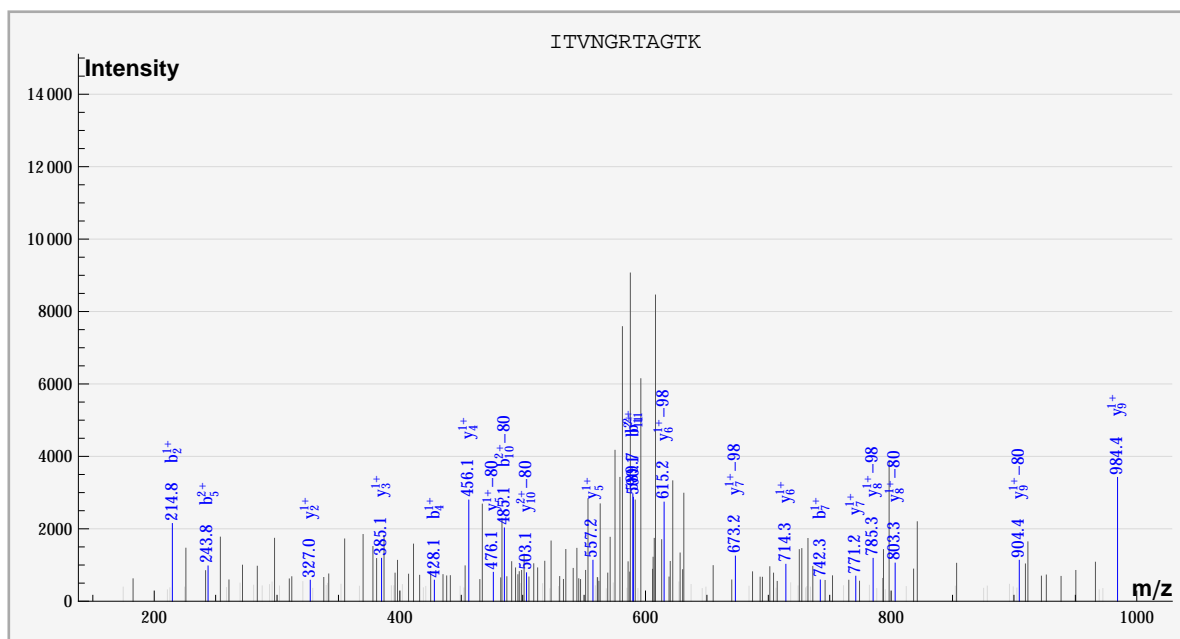
dbValid true ITVNGRTAGTK PHOS(1) 2. 601. -1.69701 5.69689 100. ? 2040.  
 S\_Acido\_new%gil68568599|gb|AAy81528.1| ITVNGRTAGTK%:::PHOS::%sample\_1%cmpd\_724



	#	b	b*	#	y	y*	P	P*
I	1							
T	2	✓		10				
V	3			9	✓	✓		
N	4			8		✓		
G	5	✓		7		✓		
R	6			6	✓	✓		
T	7			5	✓	✓		
A	8			4	✓			
G	9			3	✓			
T	10			2	✓			
K	11	✓		1				

I T V N G R T A G T K

dbValid true ITVNGRTAGTK PHOS(1) 2. 601. -1.69701 5.4135 100. ? 2100.  
 S\_Acido\_new%gi|68568599|gb|AA81528.1| ITVNGRTAGTK%:::PHOS::%sample\_1%cmpd\_778



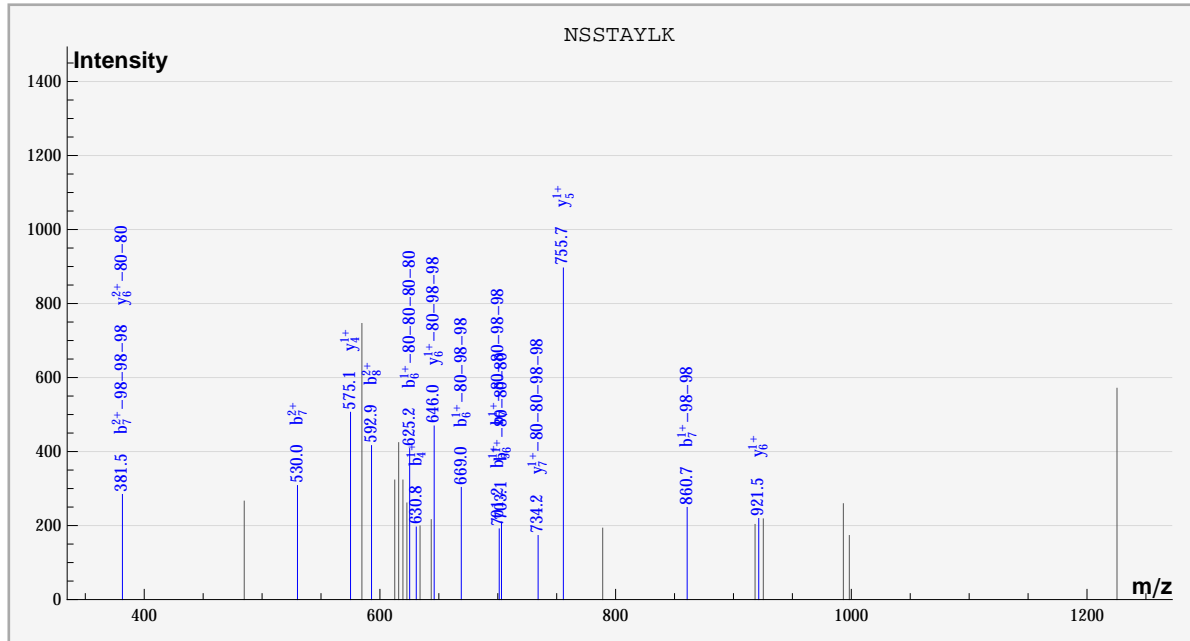
	#	b	b*	#	y	y*	P	P*
I	1							
T	2	✓		10	✓			
V	3	✓		9	✓	✓		
N	4	✓		8	✓	✓		
G	5	✓		7	✓	✓		
R	6	✓		6	✓	✓		
T	7	✓		5	✓	✓		
A	8			4	✓			
G	9			3	✓			
T	10		✓	2	✓			
K	11	✓		1				

I T V N G R T A G T K

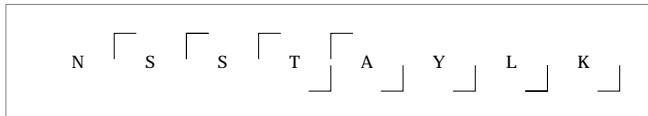


dbValid true NSSTAYLK PHOS(4) 2. 601. 1.16223 5.13143 100. ? 2646.

S\_Acido\_new%gi|68567611|gb|AAy80540.1| NSSTAYLK%::PHOS:PHOS:PHOS::PHOS::%sample\_3%compd\_1224

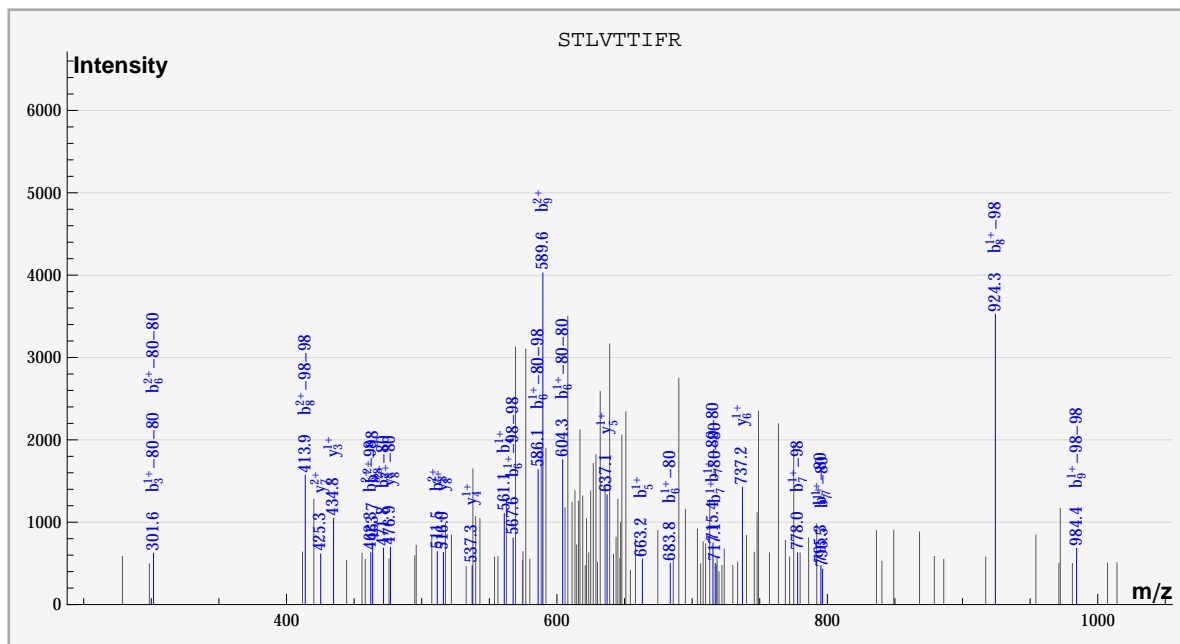


	#	b	b*	#	y	y*	P	P*
N	1							
S	2			7		✓		
S	3			6	✓	✓		
T	4	✓		5	✓			
A	5	✓		4	✓			
Y	6		✓	3				
L	7	✓	✓	2				
K	8	✓		1				

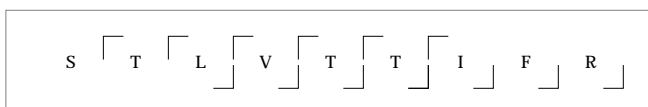


dbValid true STLVTTFIR PHOS(2) 2. 601. -1.73057 5.12734 100. ? 3000.

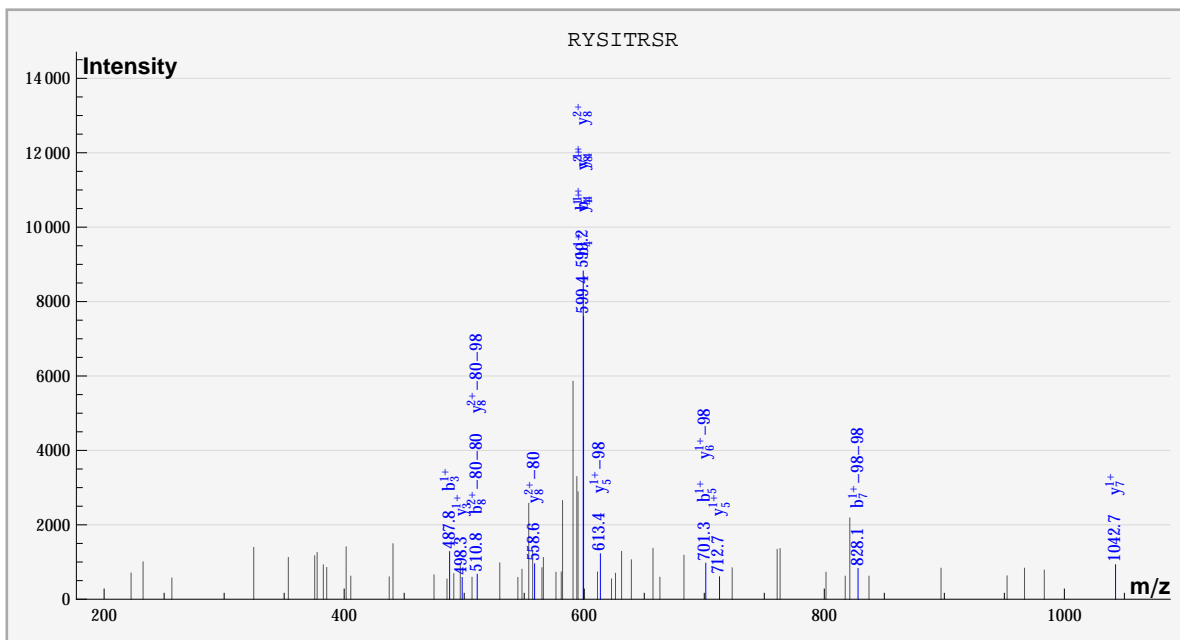
S\_Acido\_new%gi|68568141|gb|AAy81070.1| STLVTTFIR%:PHOS:PHOS:.....%sample\_3%compd\_1624



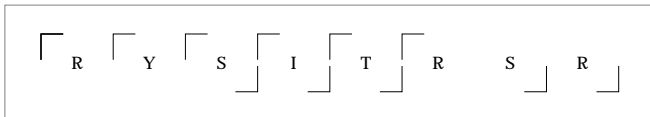
	#	b	b*	#	y	y*	P	P*
S	1							
T	2			8	✓	✓		
L	3	✓		7	✓			
V	4	✓		6	✓			
T	5	✓		5	✓			
T	6		✓	4	✓			
I	7		✓	3	✓			
F	8	✓	✓	2				
R	9	✓	✓	1				



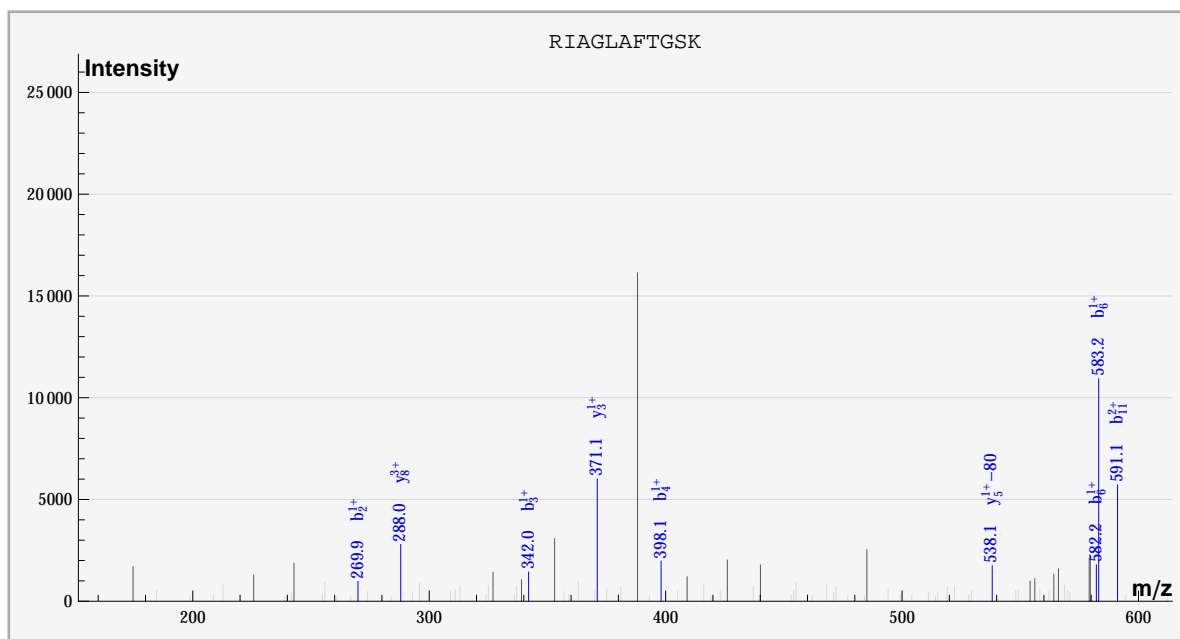
dbValid true RYSITRSR PHOS(2) 2. 601.27 -1.5099 5.06304 100. ? 1674.  
 S\_Acido\_new%gi|68566621|gb|AA79550.1| RYSITRSR::PHOS:::PHOS::%sample\_1%compd\_368



	#	b	b*	#	y	y*	P	P*
R	1						✓	✓
Y	2			7	✓			
S	3	✓		6		✓		
I	4	✓		5	✓	✓		
T	5	✓		4	✓			
R	6			3	✓			
S	7		✓	2				
R	8		✓	1				



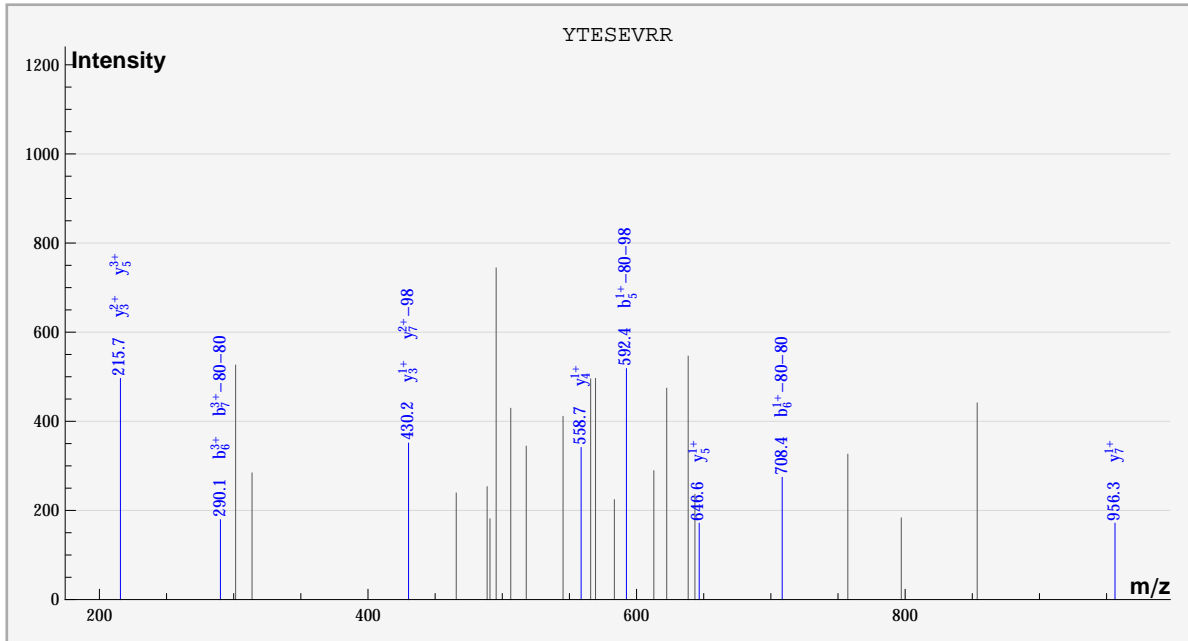
dbValid true RIAGLAFTGSK PHOS(1) 2. 602. -1.18956 5.03451 100. ? 1404.  
 S\_Acido\_new%gil68566657|gb|AA79586.1| RIAGLAFTGSK%::::::::::PHOS::%sample\_1%cmpd\_160



	#	b	b*	#	y	y*	P	P*
R	1							
I	2	✓		10				
A	3	✓		9				
G	4	✓		8	✓			
L	5			7				
A	6	✓		6				
F	7			5		✓		
T	8			4				
G	9			3	✓			
S	10			2				
K	11	✓		1				

R I A G L A F T G S K

dbValid true YTESEVRR PHOS(2) 2. 602. -1.77171 4.96439 100. ? 1446.  
 S\_Acido\_new%gi|68567397|gb|AA80326.1| YTESEVRR%:PHOS:PHOS:.....%sample\_3%cmpd\_202

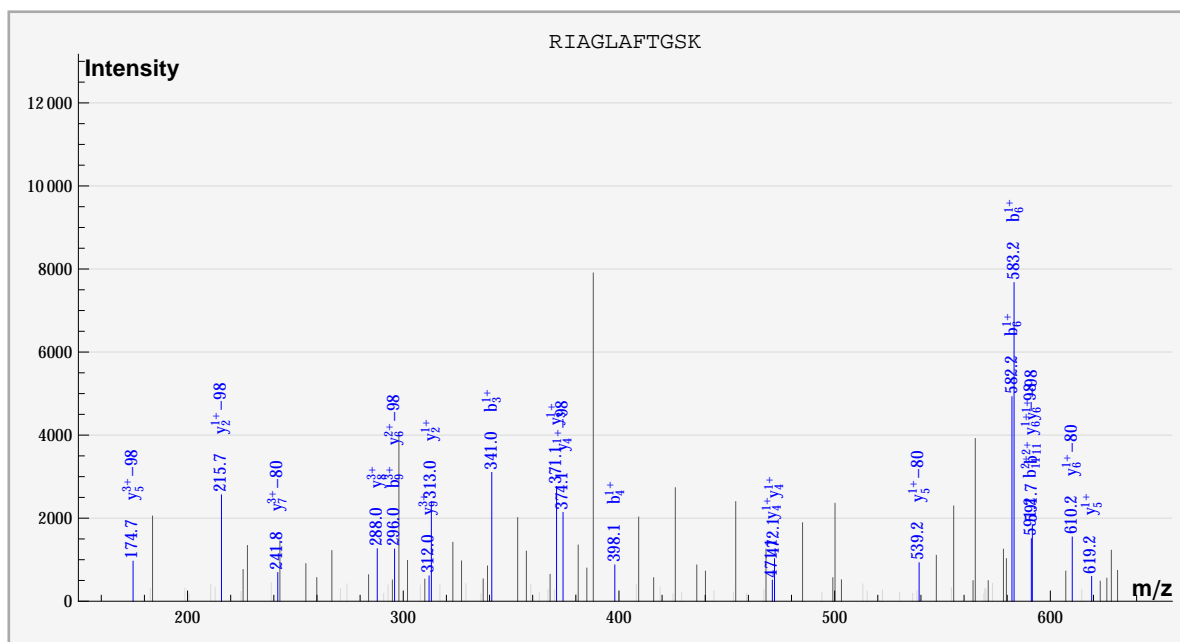


	#	b	b*	#	y	y*	P	P*
Y	1							
T	2			7	✓	✓		
E	3			6				
S	4			5	✓			
E	5	✓	✓	4	✓			
V	6	✓	✓	3	✓			
R	7		✓	2				
R	8			1				



dbValid true RIAGLAFTGSK PHOS(1) 2. 602. -1.18956 5.23591 100. ? 1554.

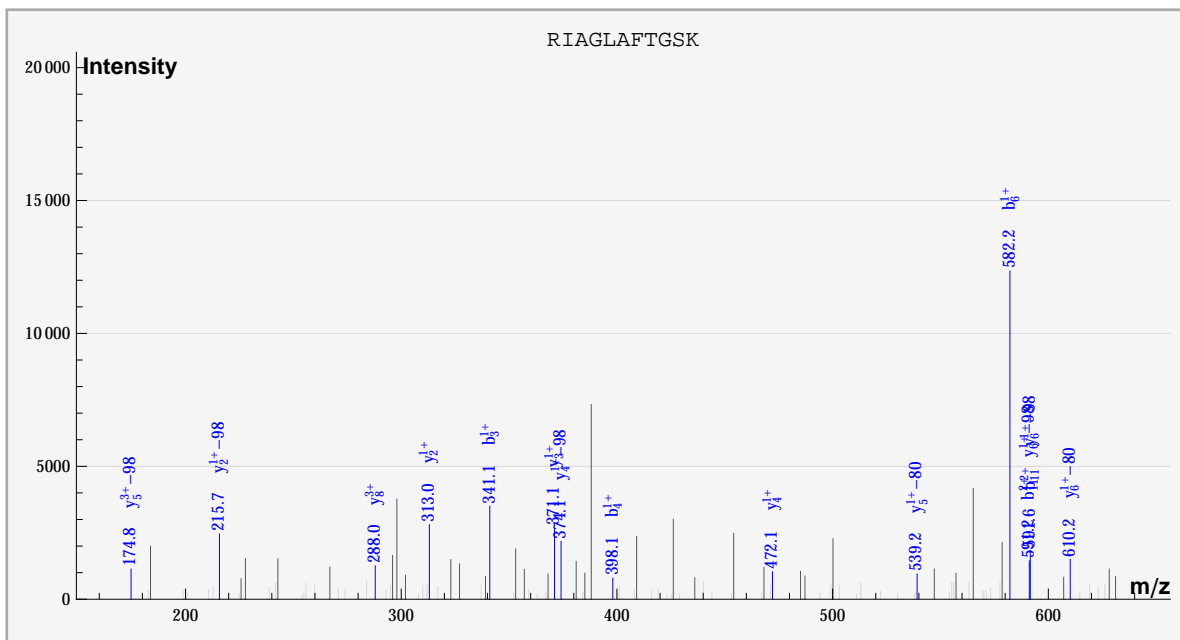
S\_Acido\_new%gi|68566657|gb|AA79586.1| RIAGLAFTGSK%.....PHOS::%sample\_1%cmpd\_298



	#	b	b*	#	y	y*	P	P*
R	1							
I	2			10				
A	3	✓		9	✓			
G	4	✓		8	✓			
L	5			7		✓		
A	6	✓		6		✓		
F	7			5	✓	✓		
T	8			4	✓	✓		
G	9	✓		3	✓			
S	10			2	✓	✓		
K	11	✓		1				

R I A G L A F T G S K

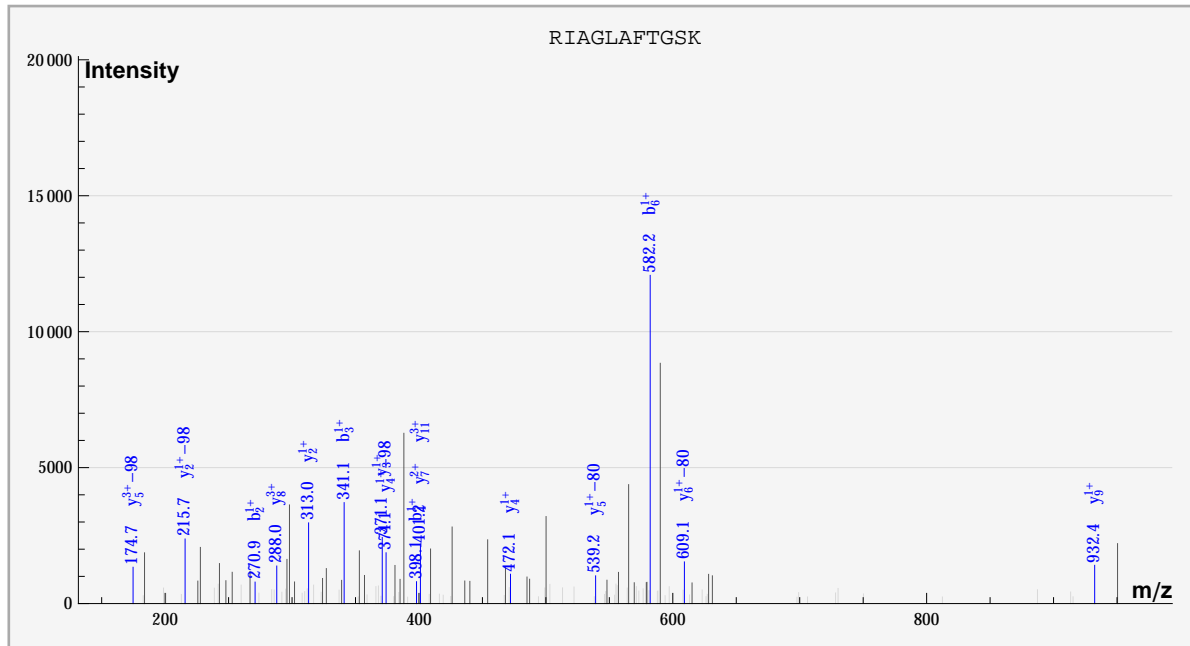
dbValid true RIAGLAFTGSK PHOS(1) 2. 602. -1.18956 5.99822 100. ? 1566.  
 S\_Acido\_new%gi|68566657|gb|AAY79586.1| RIAGLAFTGSK%:::PHOS::%sample\_1%compd\_308



	#	b	b*	#	y	y*	P	P*
R	1							
I	2			10				
A	3	✓		9				
G	4	✓		8	✓			
L	5			7				
A	6	✓		6		✓		
F	7			5		✓		
T	8			4	✓	✓		
G	9			3	✓			
S	10			2	✓	✓		
K	11	✓		1				

R I A G L A F T G S K

dbValid true RIAGLAFTGSK PHOS(1) 2. 602. -1.18956 5.39783 100. ? 1590.  
 S\_Acido\_new%gi|68566657|gb|AA79586.1| RIAGLAFTGSK%.....:PHOS::%sample\_1%compd\_330



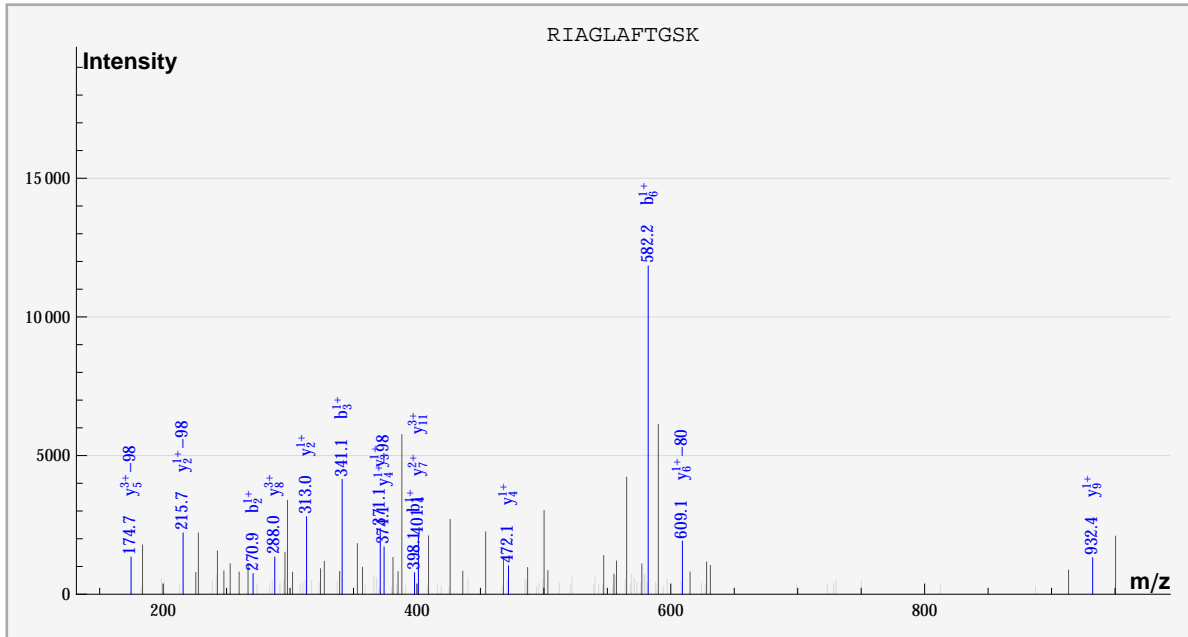
	#	b	b*	#	y	y*	P	P*
R	1							✓
I	2	✓		10				
A	3	✓		9	✓			
G	4	✓		8	✓			
L	5			7	✓			
A	6	✓		6		✓		
F	7			5		✓		
T	8			4	✓	✓		
G	9			3	✓			
S	10			2	✓	✓		
K	11			1				

RIAGLAFTGSK



dbValid true RIAGLAFTGSK PHOS(1) 2. 602. -1.18956 5.75837 100. ? 1602.

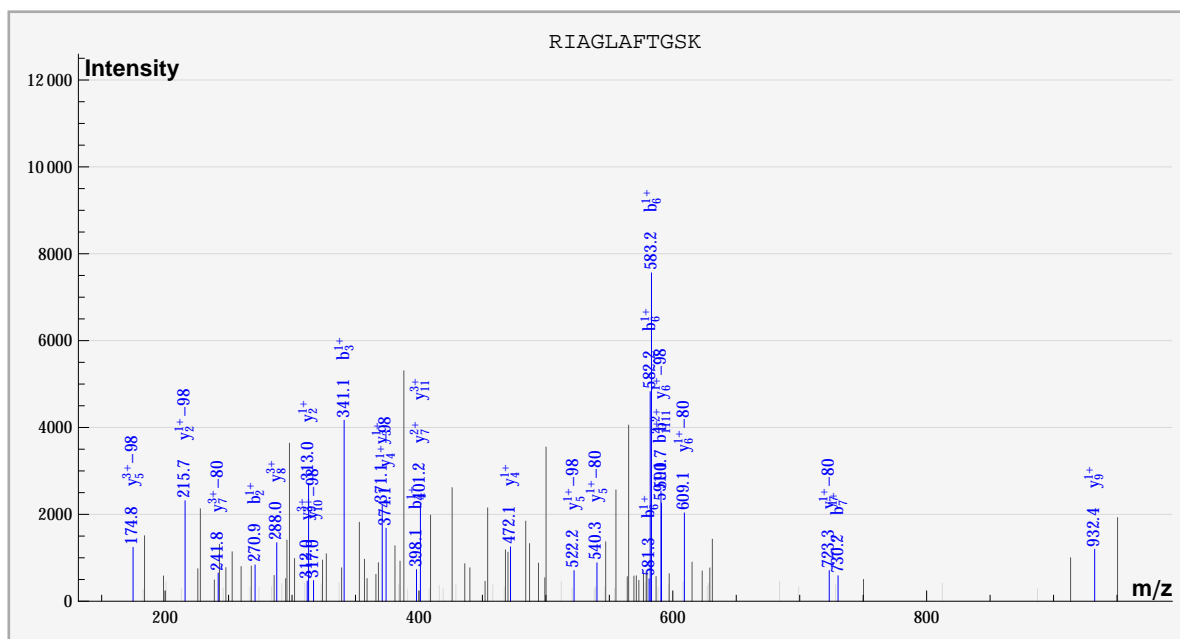
S\_Acido\_new%gi|68566657|gb|AA79586.1| RIAGLAFTGSK%:::PHOS::%sample\_1%compd\_341



	#	b	b*	#	y	y*	P	P*
R	1							✓
I	2	✓		10				
A	3	✓		9	✓			
G	4	✓		8	✓			
L	5			7	✓			
A	6	✓		6		✓		
F	7			5		✓		
T	8			4	✓	✓		
G	9			3	✓			
S	10			2	✓	✓		
K	11			1				

RIAGLAFTGSK

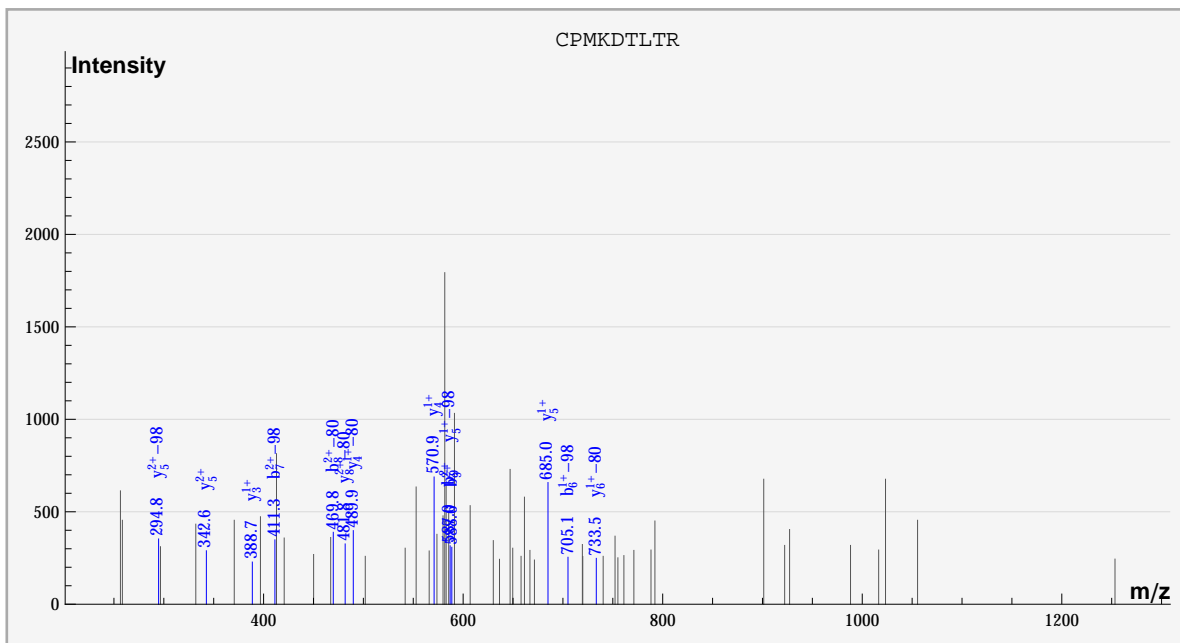
dbValid true RIAGLAFTGSK PHOS(1) 2. 602. -1.18956 6.3282 100. ? 1614.  
 S\_Acido\_new%gi68566657|gb|AAAY79586.1| RIAGLAFTGSK%.....PHOS::%sample\_1%compd\_352



	#	b	b*	#	y	y*	P	P*
R	1						✓	
I	2	✓		10		✓		
A	3	✓		9	✓			
G	4	✓		8	✓			
L	5			7	✓	✓		
A	6	✓		6		✓		
F	7	✓		5		✓		
T	8			4	✓	✓		
G	9			3	✓			
S	10			2	✓	✓		
K	11	✓		1				

RIAGLAFTGSK

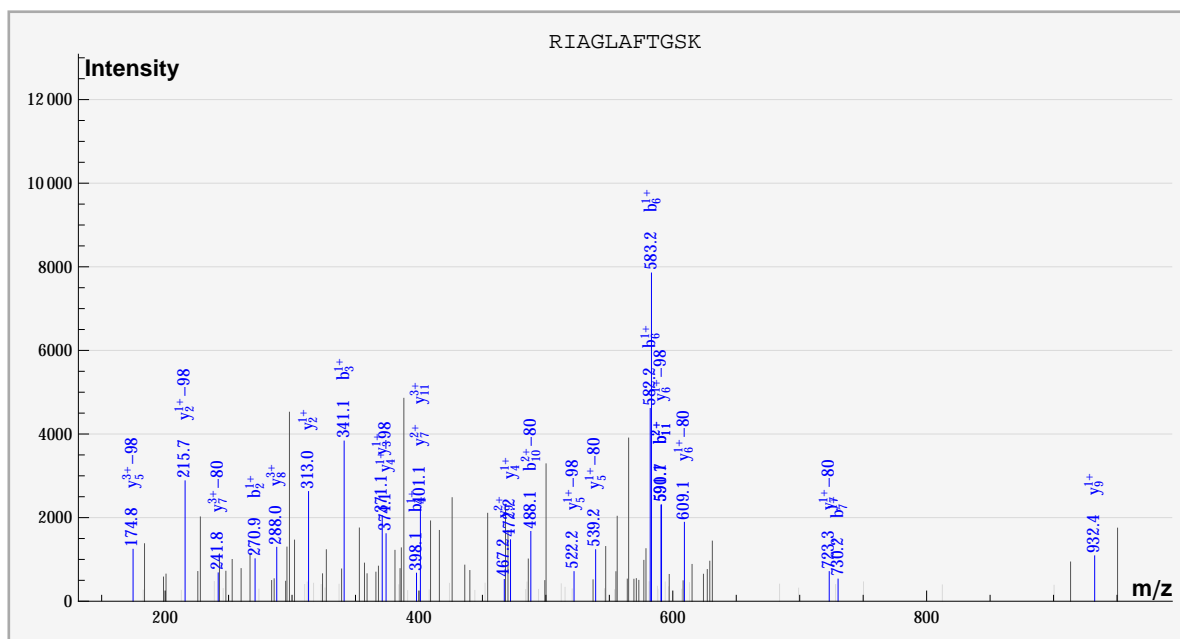
dbValid true CPMKDTLTR Cys\_CAM(1),PHOS(1) 2. 602. -0.741118 4.94926 100. ? 1614.  
 S\_Acido\_new%gi68566840|gb|AA79769.1| CPMKDTLTR%:Cys\_CAM::::PHOS::::%sample\_3%compd\_354



	#	b	b*	#	y	y*	P	P*
C	1							
P	2			8		✓		
M	3			7				
K	4			6		✓		
D	5			5	✓	✓		
T	6	✓		4	✓	✓		
L	7	✓		3	✓			
T	8	✓		2				
R	9	✓		1				



dbValid true RIAGLAFTGSK PHOS(1) 2. 602. -1.18956 5.72146 100. ? 1626.  
 S\_Acido\_new%gi|68566657|gb|AA79586.1| RIAGLAFTGSK%.....PHOS::%sample\_1%cmpd\_363

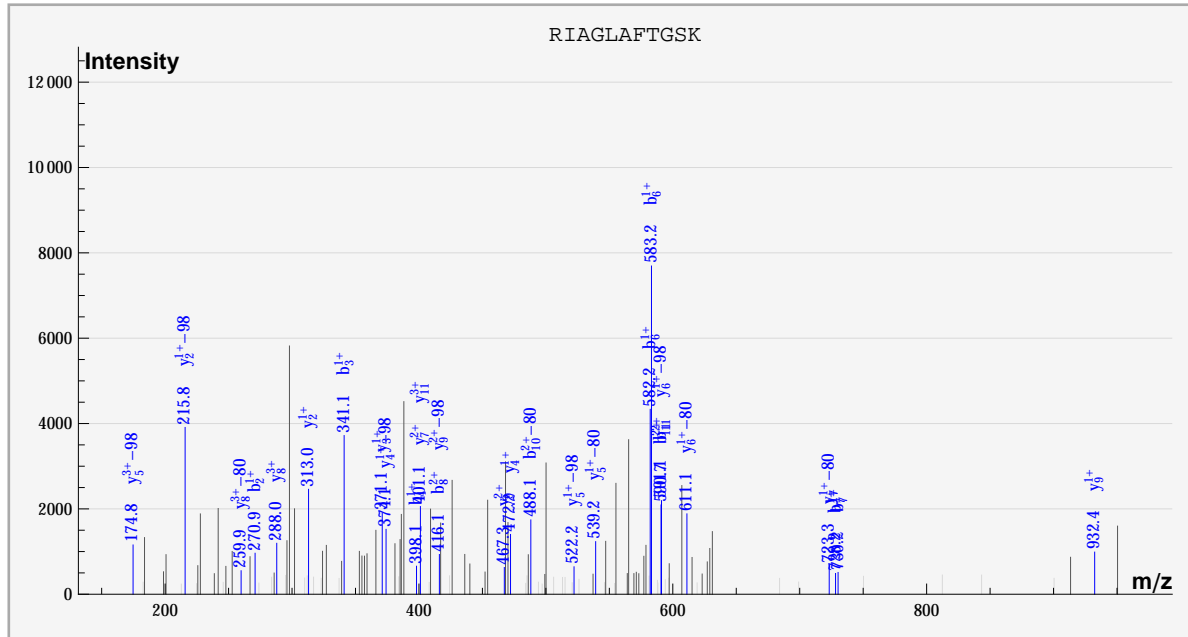


	#	b	b*	#	y	y*	P	P*
R	1						✓	
I	2	✓		10				
A	3	✓		9	✓			
G	4	✓		8	✓			
L	5			7	✓	✓		
A	6	✓		6		✓		
F	7	✓		5		✓		
T	8			4	✓	✓		
G	9			3	✓			
S	10		✓	2	✓	✓		
K	11	✓		1				

RIAGLAFTGSK

dbValid true RIAGLAFTGSK PHOS(1) 2. 602. -1.18956 6.1553 100. ? 1638.

S\_Acido\_new%gi|68566657|gb|AA79586.1| RIAGLAFTGSK%:::PHOS::%sample\_1%cmpd\_374

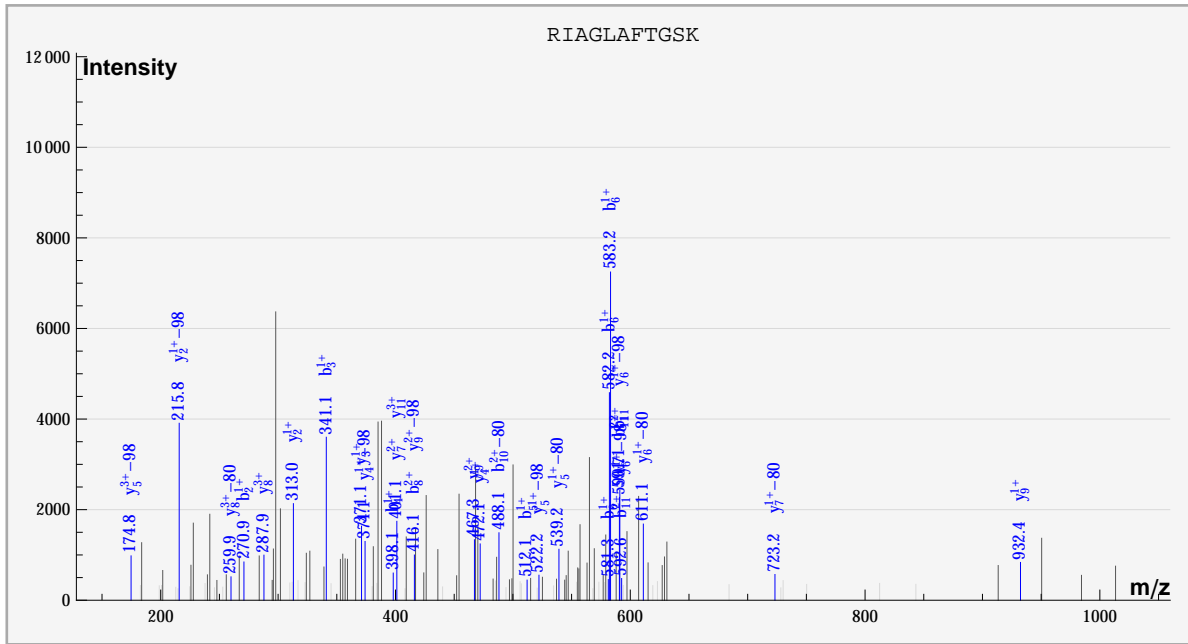


	#	b	b*	#	y	y*	P	P*
R	1							✓
I	2	✓		10				
A	3	✓		9	✓	✓		
G	4	✓		8	✓	✓		
L	5			7	✓	✓		
A	6	✓		6		✓		
F	7	✓		5		✓		
T	8	✓		4	✓	✓		
G	9			3	✓	✓		
S	10		✓	2	✓	✓		
K	11	✓		1				

RIAGLAFTGSK



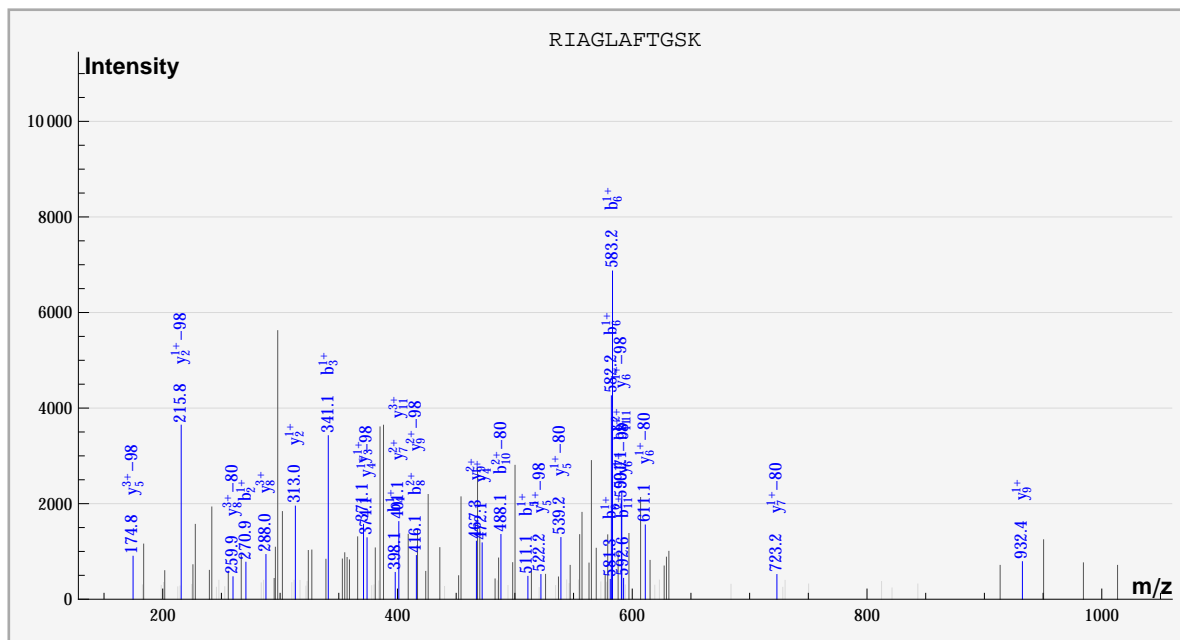
dbValid true RIAGLAFTGSK PHOS(1) 2. 602. -1.18956 6.51904 100. ? 1662.  
 S\_Acido\_new%gi|68566657|gb|AA79586.1| RIAGLAFTGSK%:::PHOS::%sample\_1%compd\_394



	#	b	b*	#	y	y*	P	P*
R	1							✓
I	2	✓		10				
A	3	✓		9	✓	✓		
G	4	✓		8	✓	✓		
L	5	✓		7	✓	✓		
A	6	✓		6		✓		
F	7			5		✓		
T	8	✓		4	✓	✓		
G	9			3	✓	✓		
S	10		✓	2	✓	✓		
K	11	✓		1				

RIAGLAFTGSK

dbValid true RIAGLAFTGSK PHOS(1) 2. 602. -1.18956 6.74221 100. ? 1674.  
 S\_Acido\_new%gi|68566657|gb|AA79586.1| RIAGLAFTGSK%:::PHOS::%sample\_1%compd\_404

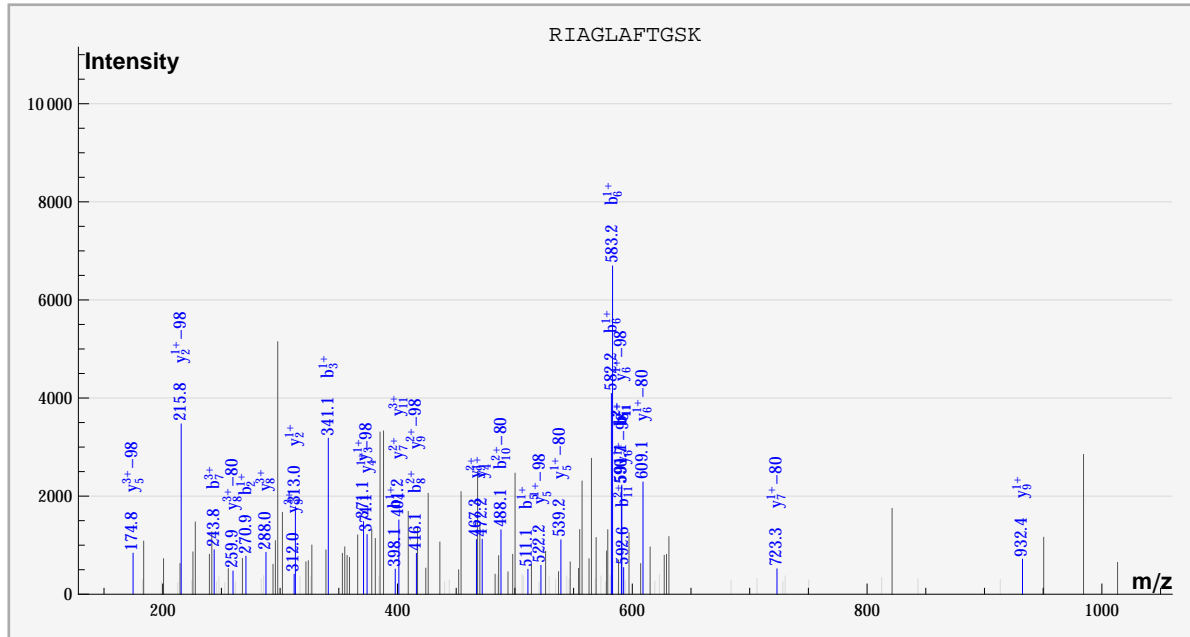


	#	b	b*	#	y	y*	P	P*
R	1						✓	
I	2	✓		10				
A	3	✓		9	✓	✓		
G	4	✓		8	✓	✓		
L	5	✓		7	✓	✓		
A	6	✓		6		✓		
F	7			5		✓		
T	8	✓		4	✓	✓		
G	9			3	✓			
S	10		✓	2	✓	✓		
K	11	✓		1				

RIAGLAFTGSK



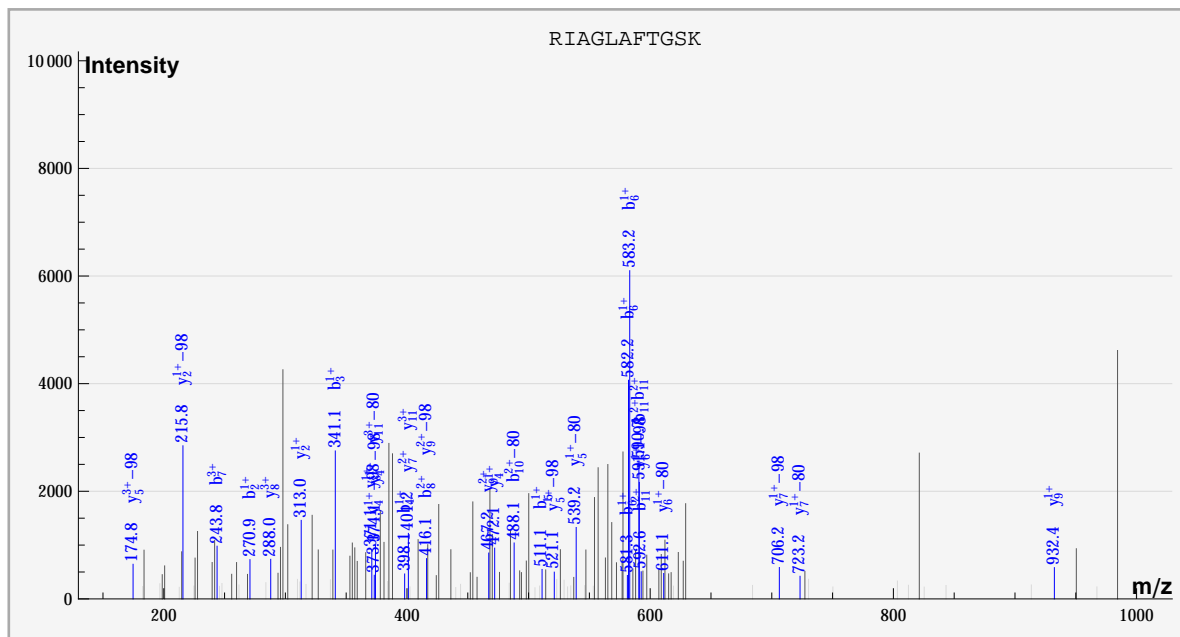
dbValid true RIAGLAFTGSK PHOS(1) 2. 602. -1.18956 5.99252 100. ? 1686.  
 S\_Acido\_new%gi|68566657|gb|AAAY79586.1| RIAGLAFTGSK%:::PHOS::%sample\_1%compd\_413



	#	b	b*	#	y	y*	P	P*
R	1							✓
I	2	✓		10				
A	3	✓		9	✓	✓		
G	4	✓		8	✓	✓		
L	5	✓		7	✓	✓		
A	6	✓		6		✓		
F	7	✓		5		✓		
T	8	✓		4	✓	✓		
G	9			3	✓			
S	10		✓	2	✓	✓		
K	11	✓		1				

RIAGLAFTGSK

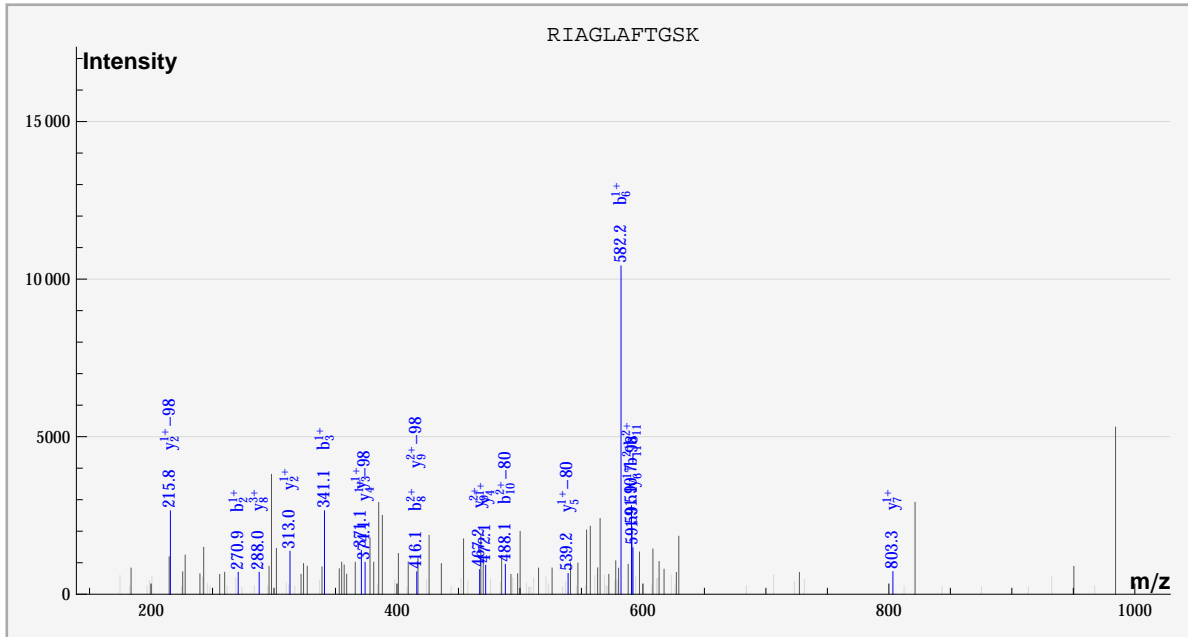
dbValid true RIAGLAFTGSK PHOS(1) 2. 602. -1.18956 5.14901 100. ? 1722.  
 S\_Acido\_new%gi|68566657|gb|AAAY79586.1| RIAGLAFTGSK%:::PHOS::%sample\_1%cmpd\_444



	#	b	b*	#	y	y*	P	P*
R	1						✓	✓
I	2	✓		10				
A	3	✓		9	✓	✓		
G	4	✓		8	✓	✓		
L	5	✓		7	✓	✓		
A	6	✓		6		✓		
F	7	✓		5		✓		
T	8	✓		4	✓	✓		
G	9			3	✓			
S	10		✓	2	✓	✓		
K	11	✓		1				

RIAGLAFTGSK

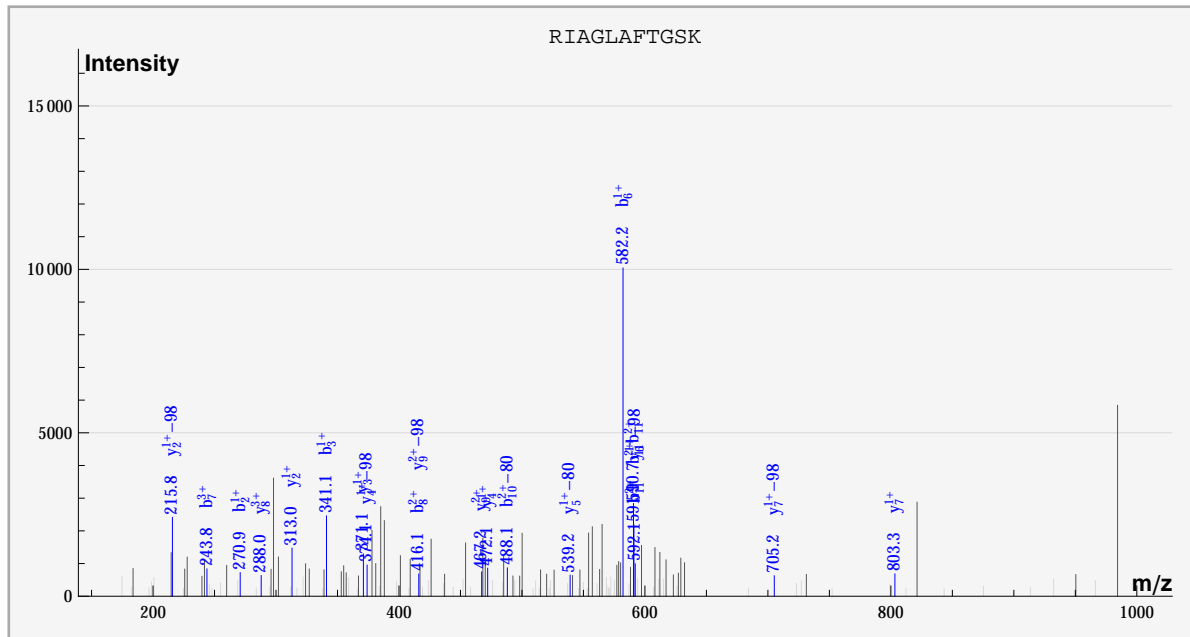
dbValid true RIAGLAFTGSK PHOS(1) 2. 602. -1.18956 5.31612 100. ? 1734.  
 S\_Acido\_new%gi|68566657|gb|AA79586.1| RIAGLAFTGSK%:::PHOS::%sample\_1%cmpd\_454



	#	b	b*	#	y	y*	P	P*
R	1							
I	2	✓		10				
A	3	✓		9	✓	✓		
G	4			8	✓			
L	5			7	✓			
A	6	✓		6		✓		
F	7			5		✓		
T	8	✓		4	✓	✓		
G	9			3	✓			
S	10		✓	2	✓	✓		
K	11	✓		1				

R I A G L A F T G S K

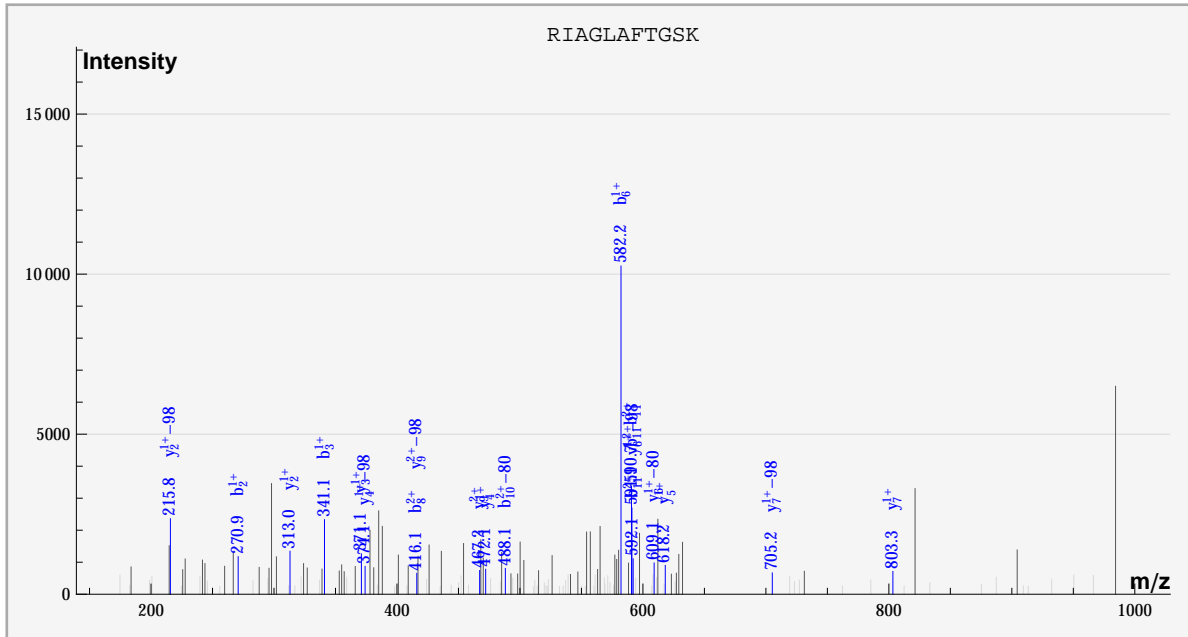
dbValid true RIAGLAFTGSK PHOS(1) 2. 602. -1.18956 4.97916 100. ? 1746.  
 S\_Acido\_new%gi|68566657|gb|AA79586.1| RIAGLAFTGSK%:::PHOS::%sample\_1%cmpd\_464



	#	b	b*	#	y	y*	P	P*
R	1							
I	2	✓		10				
A	3	✓		9	✓	✓		
G	4			8	✓			
L	5			7	✓	✓		
A	6	✓		6		✓		
F	7	✓		5		✓		
T	8	✓		4	✓	✓		
G	9			3	✓			
S	10		✓	2	✓	✓		
K	11	✓		1				

R I A G L A F T G S K

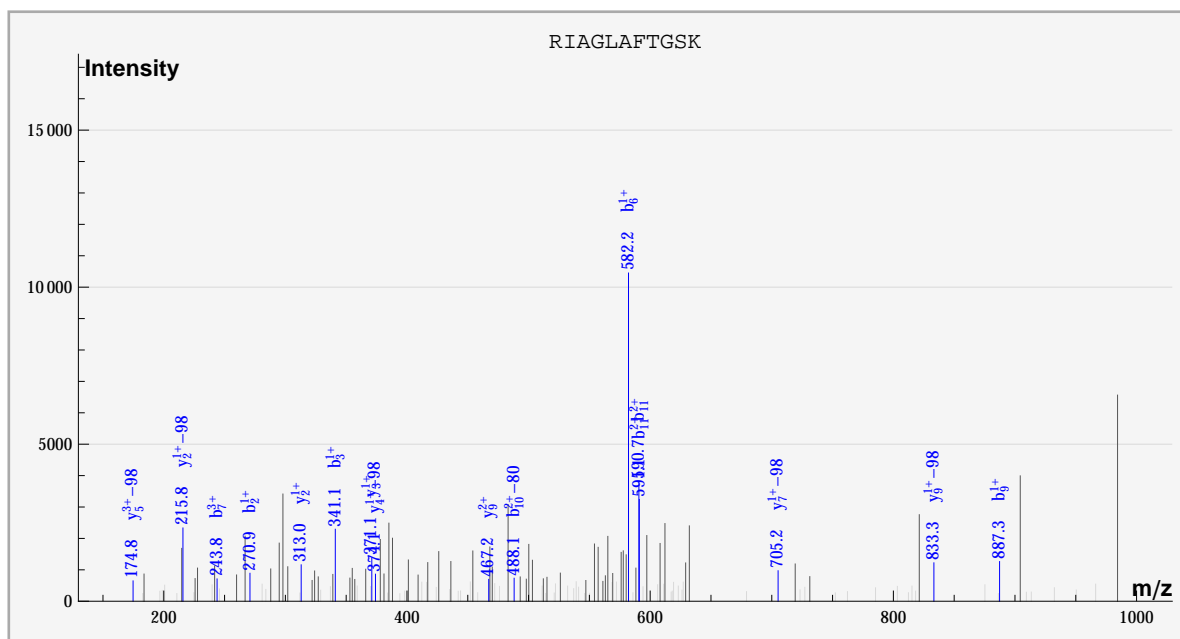
dbValid true RIAGLAFTGSK PHOS(1) 2. 602. -1.18956 4.97788 100. ? 1758.  
 S\_Acido\_new%gi|68566657|gb|AA79586.1| RIAGLAFTGSK%:::PHOS::%sample\_1%cmpd\_475



	#	b	b*	#	y	y*	P	P*
R	1							
I	2	✓		10				
A	3	✓		9	✓	✓		
G	4			8				
L	5			7	✓	✓		
A	6	✓		6		✓		
F	7			5	✓			
T	8	✓		4	✓	✓		
G	9			3	✓			
S	10		✓	2	✓	✓		
K	11	✓		1				

R I A G L A F T G S K

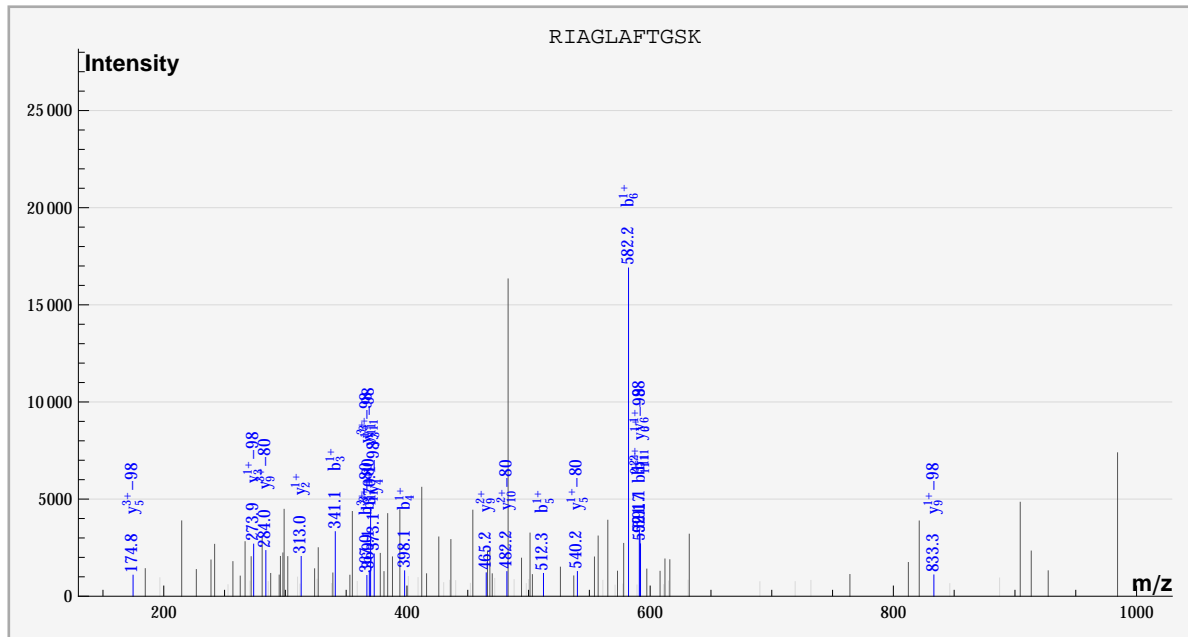
dbValid true RIAGLAFTGSK PHOS(1) 2. 602. -1.18956 5.00331 100. ? 1770.  
 S\_Acido\_new%gi|68566657|gb|AA79586.1| RIAGLAFTGSK%:::PHOS::%sample\_1%cmpd\_485



	#	b	b*	#	y	y*	P	P*
R	1							
I	2	✓		10				
A	3	✓		9	✓	✓		
G	4			8				
L	5			7		✓		
A	6	✓		6				
F	7	✓		5		✓		
T	8			4		✓		
G	9	✓		3	✓			
S	10		✓	2	✓	✓		
K	11	✓		1				

R I A G L A F T G S K

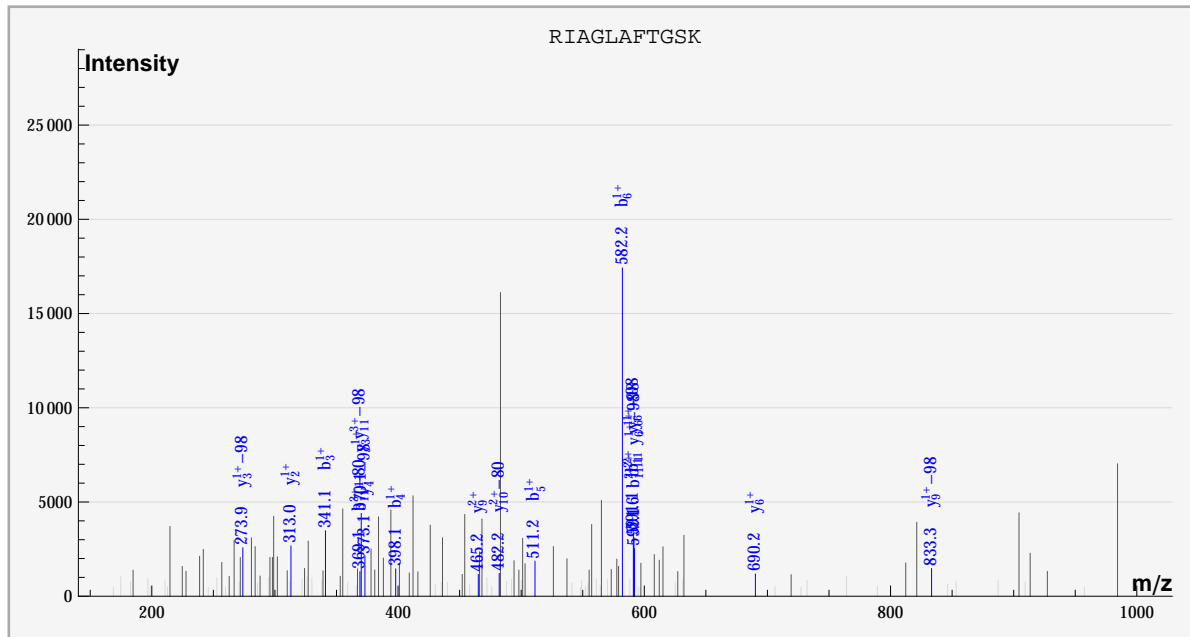
dbValid true RIAGLAFTGSK PHOS(1) 2. 602. -1.18956 5.44826 100. ? 1806.  
 S\_Acido\_new%gil68566657|gb|AAY79586.1| RIAGLAFTGSK%::::::::::PHOS::%sample\_1%cmpd\_515



	#	b	b*	#	y	y*	P	P*
R	1							✓
I	2			10		✓		
A	3	✓		9	✓	✓		
G	4	✓		8				
L	5	✓		7				
A	6	✓		6		✓		
F	7			5		✓		
T	8			4		✓		
G	9			3	✓	✓		
S	10			2	✓			
K	11	✓	✓	1				

「 R 「 I 「 A 「 G 「 L 「 A 「 F 「 T 「 G 「 S 「 K 」

dbValid true RIAGLAFTGSK PHOS(1) 2. 602. -1.18956 5.64789 100. ? 1818.  
 S\_Acido\_new%gi|68566657|gb|AA79586.1| RIAGLAFTGSK%:::PHOS::%sample\_1%compd\_527

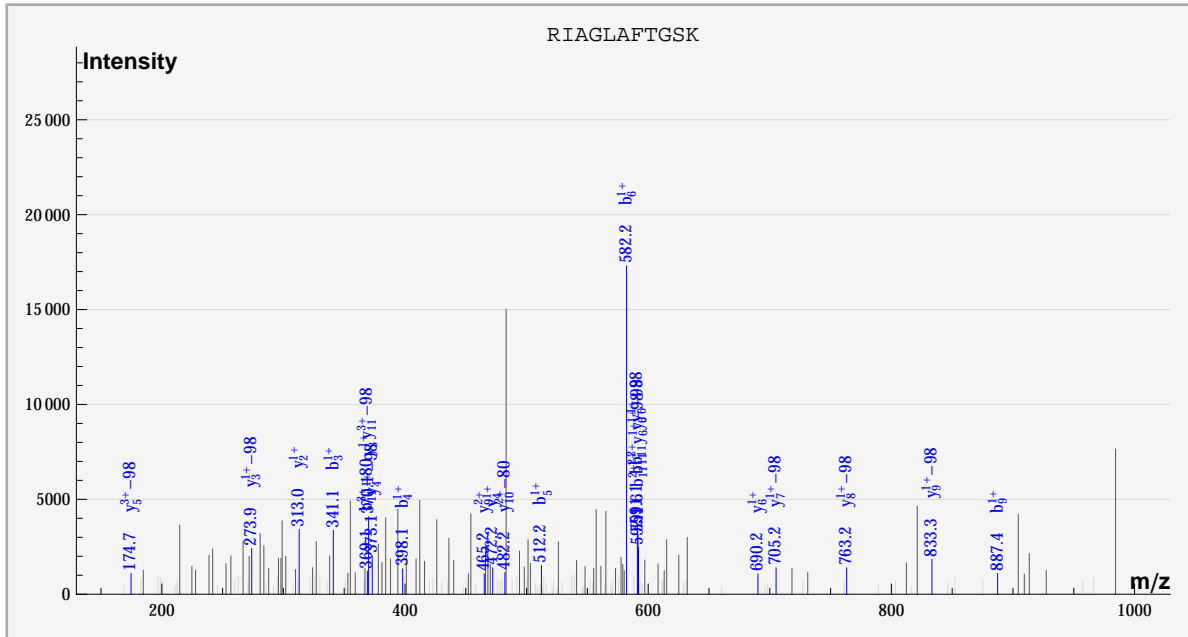


	#	b	b*	#	y	y*	P	P*
R	1							✓
I	2			10		✓		
A	3	✓		9	✓	✓		
G	4	✓		8				
L	5	✓		7				
A	6	✓		6	✓	✓		
F	7			5				
T	8			4		✓		
G	9			3	✓	✓		
S	10			2	✓			
K	11	✓	✓	1				

「 R 「 I 「 A 」 G 」 L 「 A 」 F 「 T 「 G 「 S 「 K 」



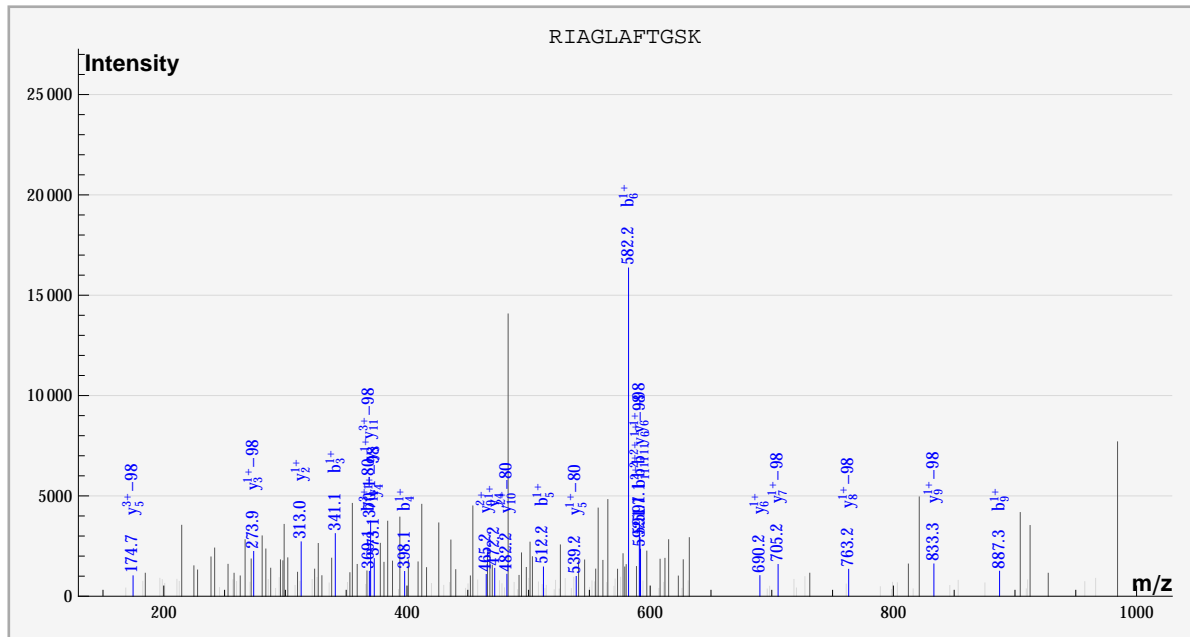
dbValid true RIAGLAFTGSK PHOS(1) 2. 602. -1.18956 5.10641 100. ? 1830.  
 S\_Acido\_new%gil68566657|gb|AAAY79586.1| RIAGLAFTGSK%:::PHOS::%sample\_1%cmpd\_537



	#	b	b*	#	y	y*	P	P*
R	1							✓
I	2			10		✓		
A	3	✓		9	✓	✓		
G	4	✓		8		✓		
L	5	✓		7		✓		
A	6	✓		6	✓	✓		
F	7			5		✓		
T	8			4	✓	✓		
G	9	✓		3	✓	✓		
S	10			2	✓			
K	11	✓	✓	1				

RIAGLAFTGSK

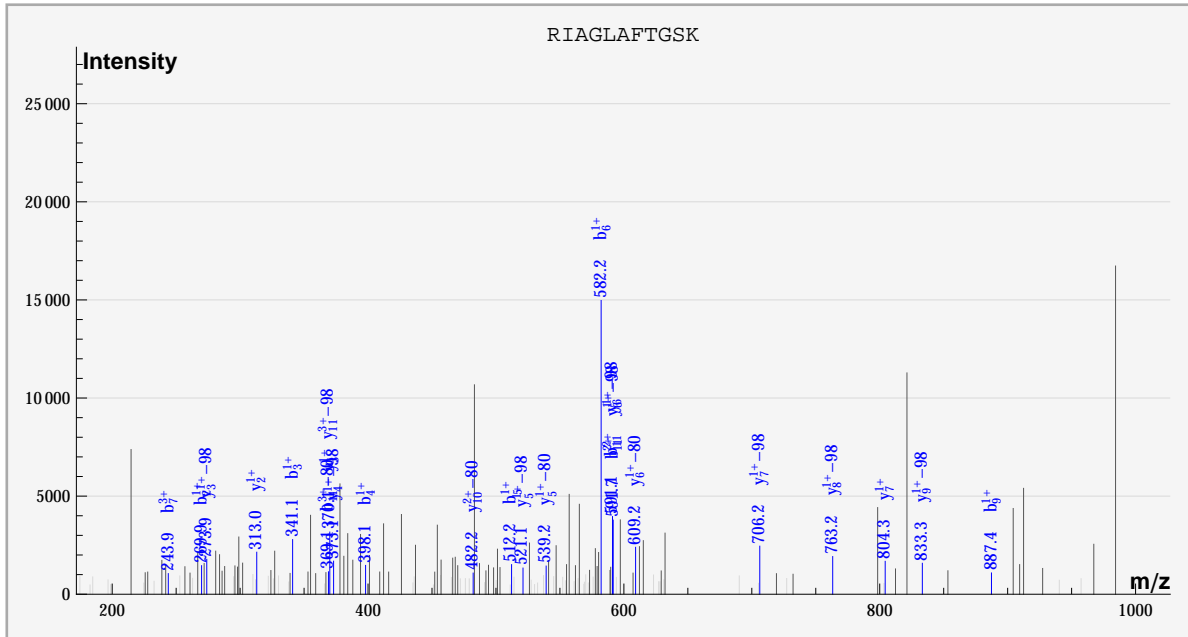
dbValid true RIAGLAFTGSK PHOS(1) 2. 602. -1.18956 5.03306 100. ? 1842.  
 S\_Acido\_new%gil68566657|gb|AA79586.1| RIAGLAFTGSK%:::PHOS::%sample\_1%cmpd\_548



	#	b	b*	#	y	y*	P	P*
R	1							✓
I	2			10		✓		
A	3	✓		9	✓	✓		
G	4	✓		8		✓		
L	5	✓		7		✓		
A	6	✓		6	✓	✓		
F	7			5		✓		
T	8			4	✓	✓		
G	9	✓		3	✓	✓		
S	10			2	✓			
K	11	✓	✓	1				

RIAGLAFTGSK

dbValid true RIAGLAFTGSK PHOS(1) 2. 602. -1.18956 5.23439 100. ? 1878.  
 S\_Acido\_new%gi|68566657|gb|AA79586.1| RIAGLAFTGSK%:::PHOS::%sample\_1%cmpd\_580

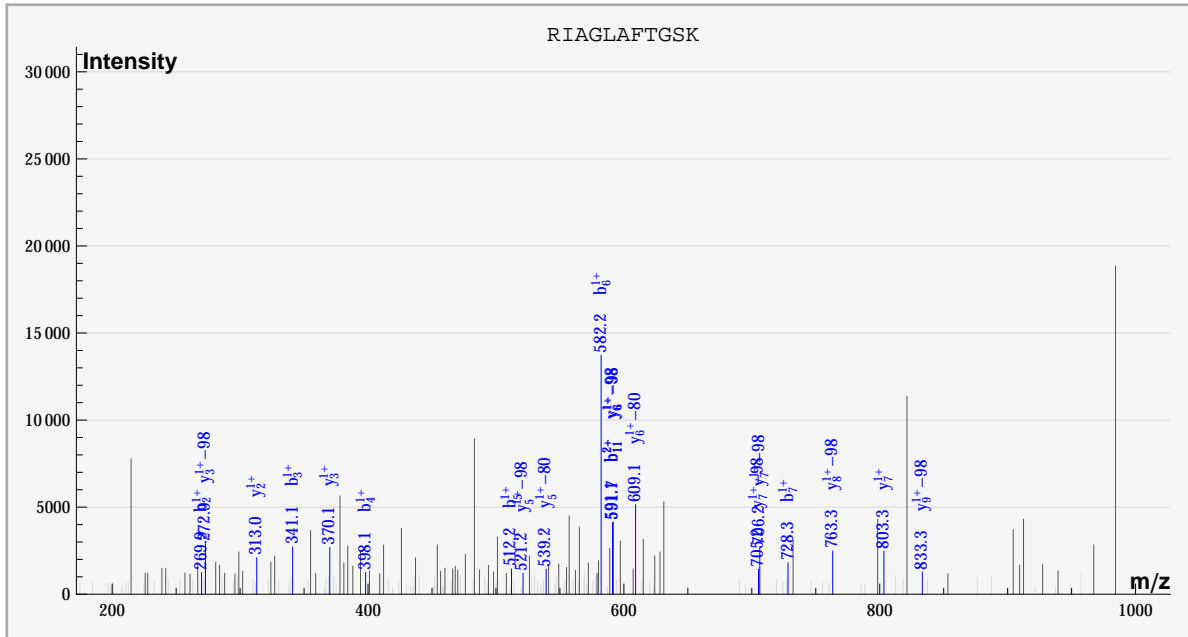


	#	b	b*	#	y	y*	P	P*
R	1							✓
I	2	✓		10		✓		
A	3	✓		9		✓		
G	4	✓		8		✓		
L	5	✓		7	✓	✓		
A	6	✓		6		✓		
F	7	✓		5		✓		
T	8			4		✓		
G	9	✓		3	✓	✓		
S	10			2	✓			
K	11	✓	✓	1				

RIAGLAFTGSK



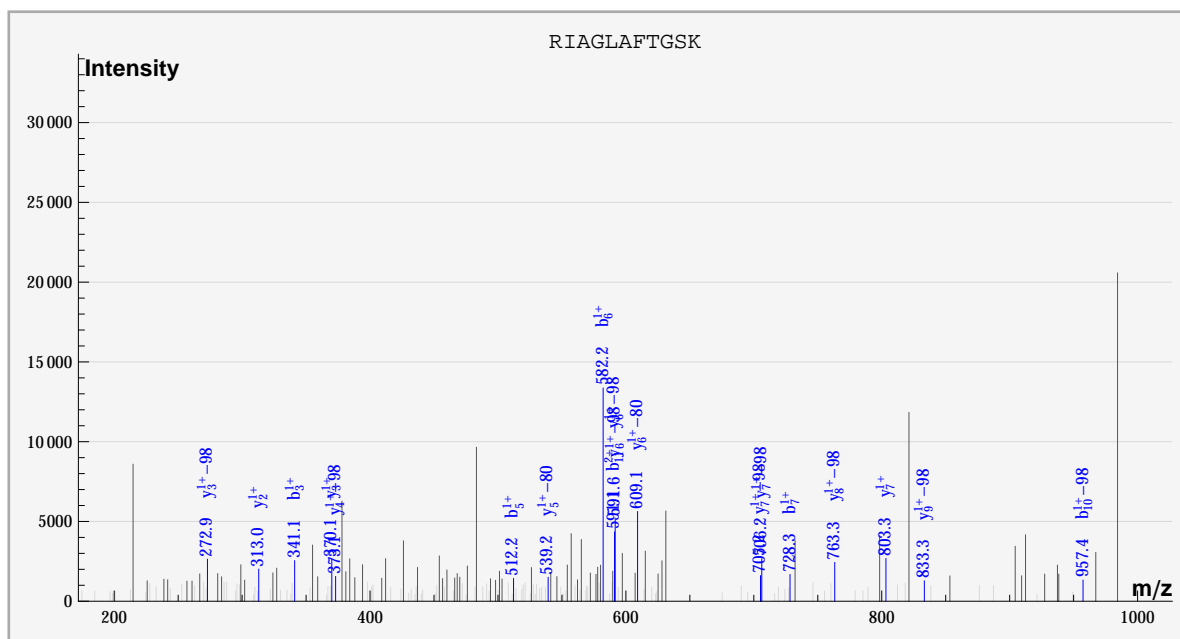
dbValid true RIAGLAFTGSK PHOS(1) 2. 602. -1.18956 5.25719 100. ? 1914.  
 S\_Acido\_new%gi|68566657|gb|AAAY79586.1| RIAGLAFTGSK%.....PHOS::%sample\_1%cmpd\_610



	#	b	b*	#	y	y*	P	P*
R	1							
I	2	✓		10				
A	3	✓		9		✓		
G	4	✓		8		✓		
L	5	✓		7	✓	✓		
A	6	✓		6		✓		
F	7	✓		5		✓		
T	8			4				
G	9			3	✓	✓		
S	10			2	✓			
K	11	✓		1				

R I A G L A F T G S K

dbValid true RIAGLAFTGSK PHOS(1) 2. 602. -1.18956 5.34686 100. ? 1926.  
 S\_Acido\_new%gi|68566657|gb|AA79586.1| RIAGLAFTGSK%.....PHOS::%sample\_1%cmpd\_620

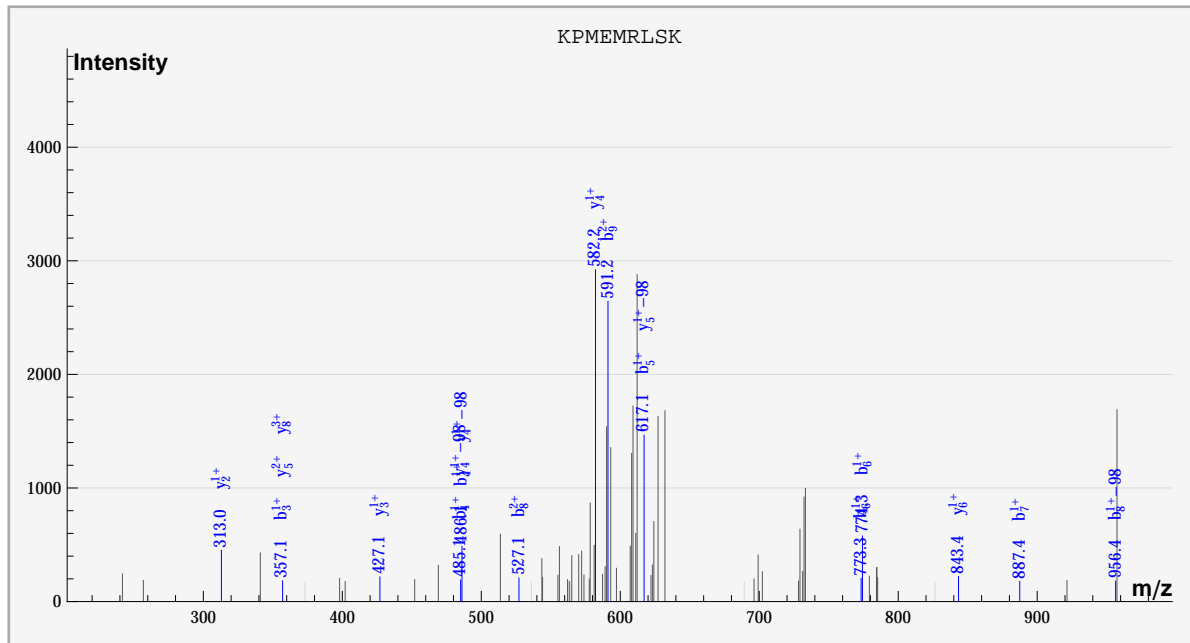


	#	b	b*	#	y	y*	P	P*
R	1							
I	2			10				
A	3	✓		9		✓		
G	4	✓		8		✓		
L	5	✓		7	✓	✓		
A	6	✓		6		✓		
F	7	✓		5		✓		
T	8			4		✓		
G	9			3	✓	✓		
S	10		✓	2	✓			
K	11	✓		1				

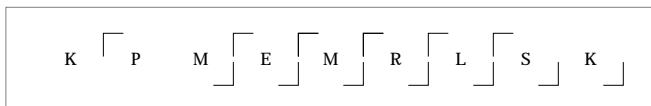
R I A G L A F T G S K



dbValid true KPMEMLRSK PHOS(1) 2. 602. -1.71256 5.40675 100. ? 2832.  
 S\_Acido\_new%gi|68567575|gb|AA80504.1| KPMEMLRSK%:::PHOS::%sample\_1%compd\_1409

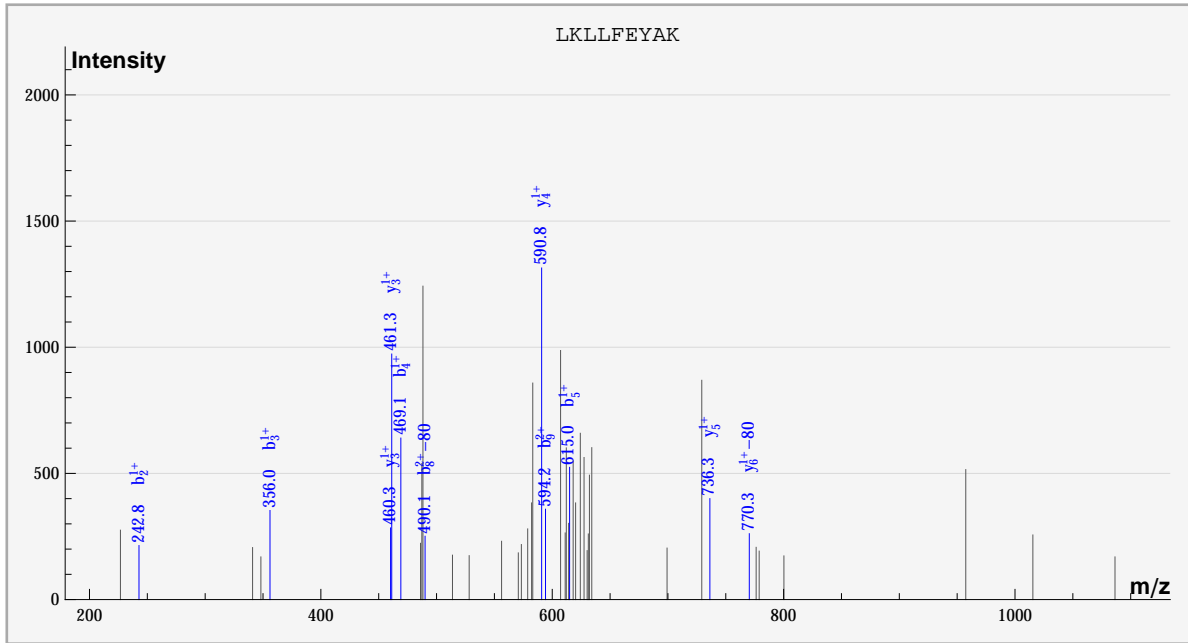


	#	b	b*	#	y	y*	P	P*
K	1							
P	2			8	✓			
M	3	✓		7				
E	4	✓		6	✓			
M	5	✓		5	✓	✓		
R	6	✓		4	✓	✓		
L	7	✓		3	✓			
S	8	✓	✓	2	✓			
K	9	✓		1				

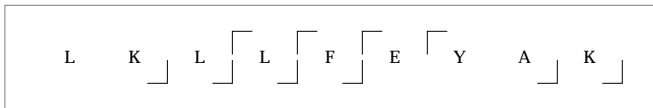




dbValid true LKLLFEYAK PHOS(1) 2. 602. 0.822487 4.96099 100. ? 3012.  
 S\_Acido\_new%gi|68567838|gb|AA80767.1| LKLLFEYAK%:::PHOS:::sample\_1%compd\_1564

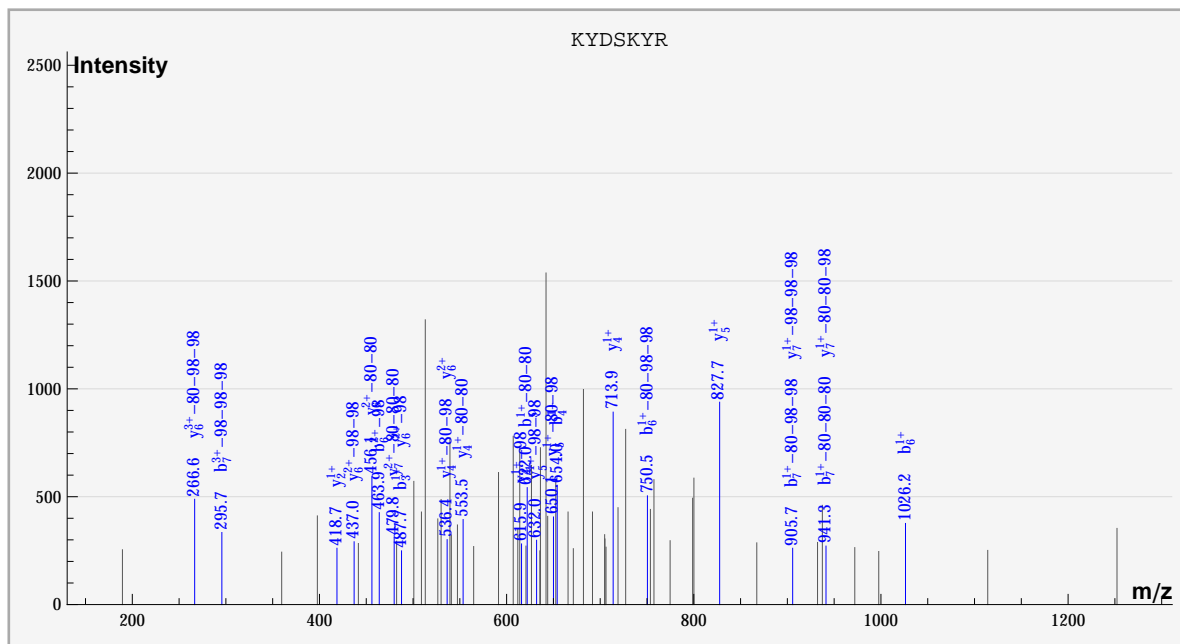


	#	b	b*	#	y	y*	P	P*
L	1							
K	2	✓		8				
L	3	✓		7				
L	4	✓		6		✓		
F	5	✓		5	✓			
E	6			4	✓			
Y	7			3	✓			
A	8		✓	2				
K	9	✓		1				

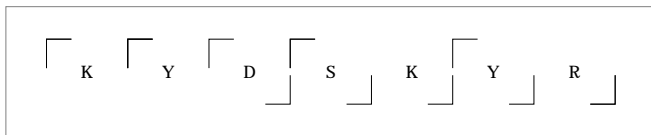


dbValid true KYDSKYR PHOS(3) 2. 602. -1.79965 5.54732 100. ? 3540.

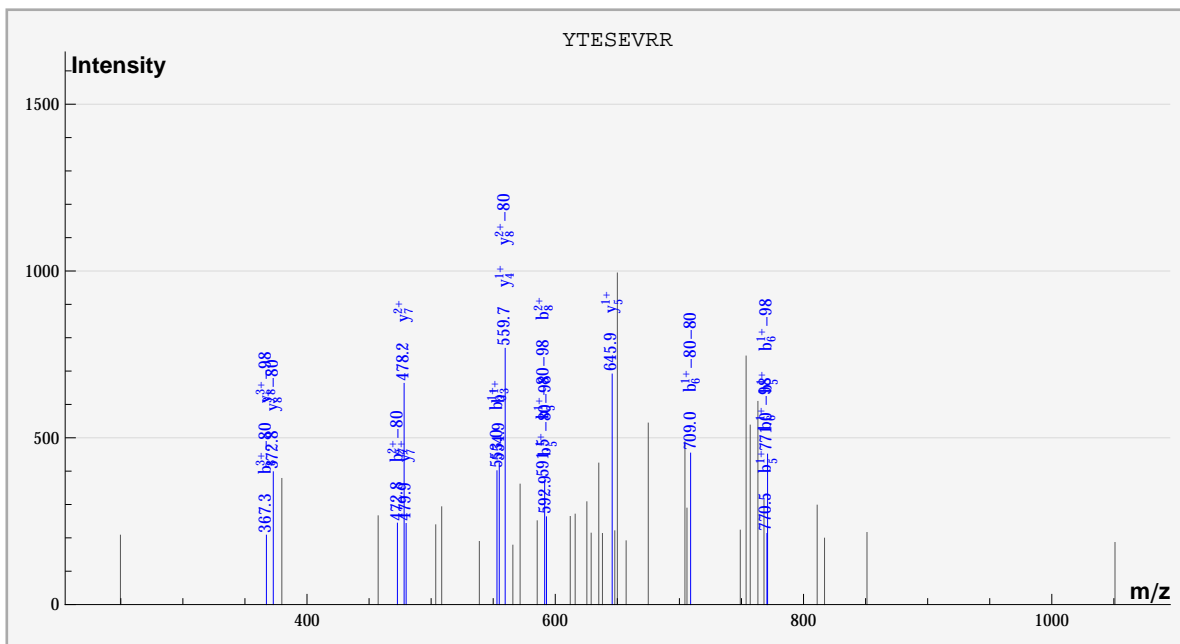
S\_Acido\_new%gi|68567726|gb|AAy80655.1| KYDSKYR%::PHOS::PHOS::PHOS::%sample\_3%compd\_2123



	#	b	b*	#	y	y*	P	P*
K	1							✓
Y	2			6	✓	✓		
D	3	✓		5	✓	✓		
S	4	✓		4	✓	✓		
K	5		✓	3				
Y	6	✓	✓	2	✓			
R	7		✓	1				



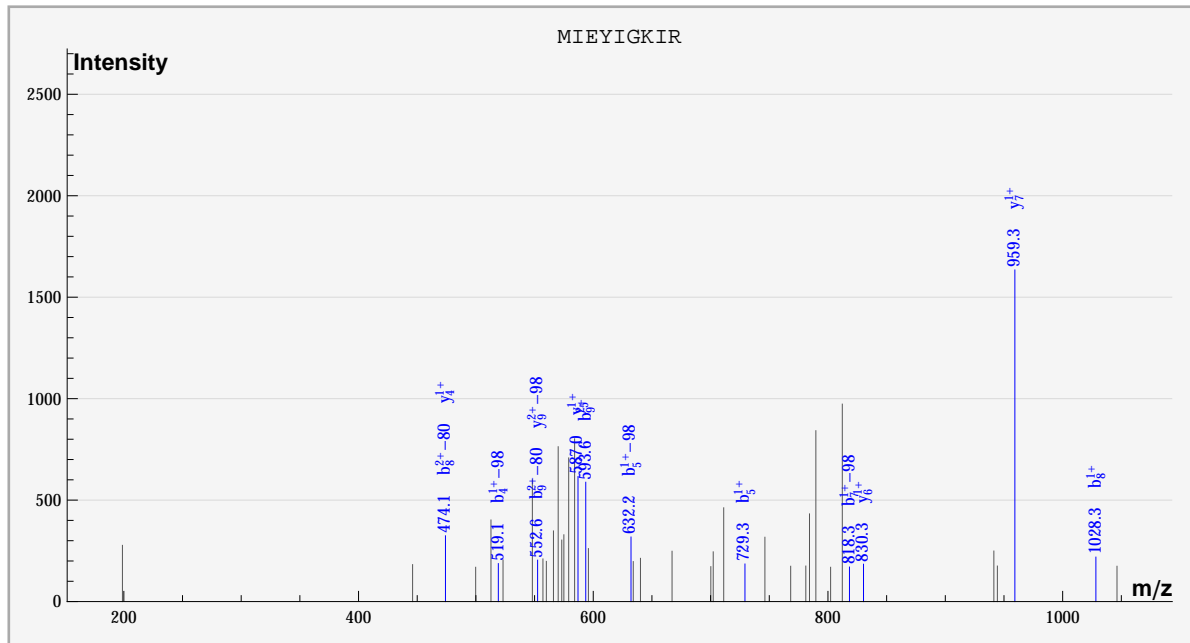
dbValid true YTESEVRR PHOS(2) 2. 602. -1.77171 5.21524 100. ? 3954.  
 S\_Acido\_new%gil68567397|gb|AA80326.1| YTESEVRR%:PHOS:PHOS:::sample\_3%cmpd\_2499



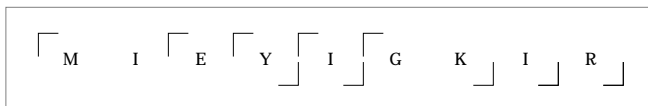
	#	b	b*	#	y	y*	P	P*
Y	1							✓
T	2			7	✓			
E	3	✓		6				
S	4			5	✓			
E	5	✓	✓	4	✓			
V	6		✓	3				
R	7		✓	2				
R	8	✓	✓	1				



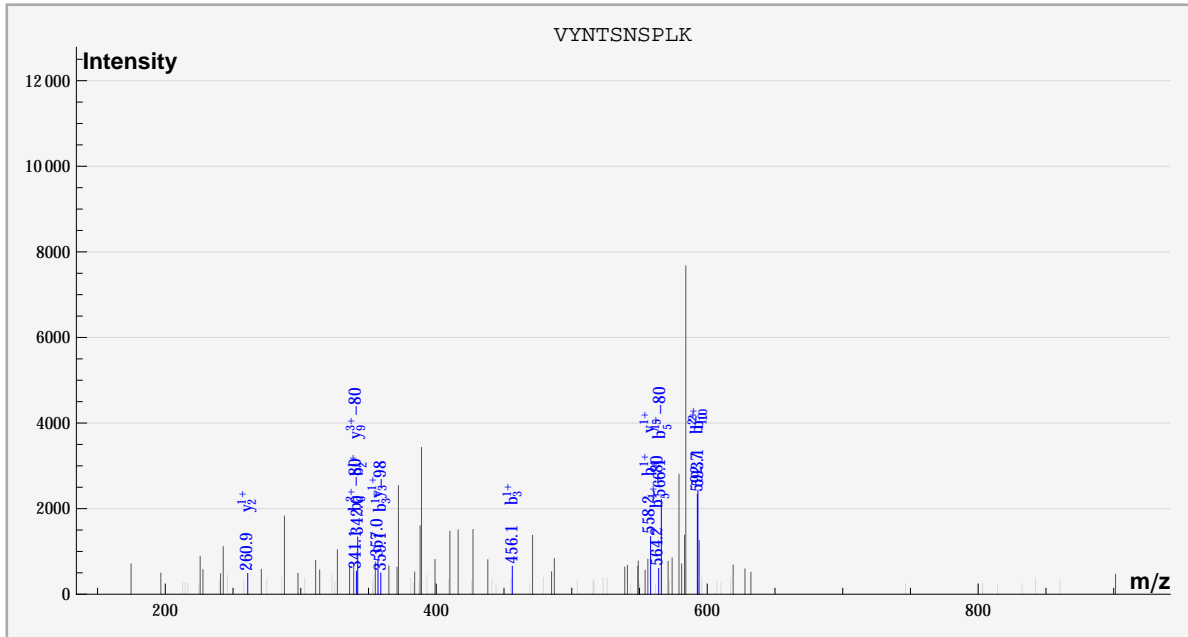
dbValid true MIEYIGKIR PHOS(1) 2. 603. -1.19622 5.00691 100. ? 996.  
 S\_Acido\_new%gi|68567410|gb|AA80339.1| MIEYIGKIR%::::PHOS::::%sample\_3%compd\_3742



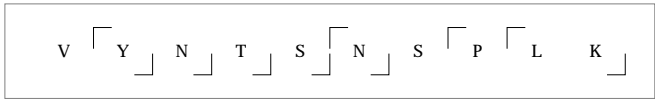
	#	b	b*	#	y	y*	P	P*
M	1							✓
I	2			8				
E	3			7	✓			
Y	4	✓	✓	6	✓			
I	5	✓	✓	5	✓			
G	6			4	✓			
K	7		✓	3				
I	8	✓	✓	2				
R	9	✓	✓	1				



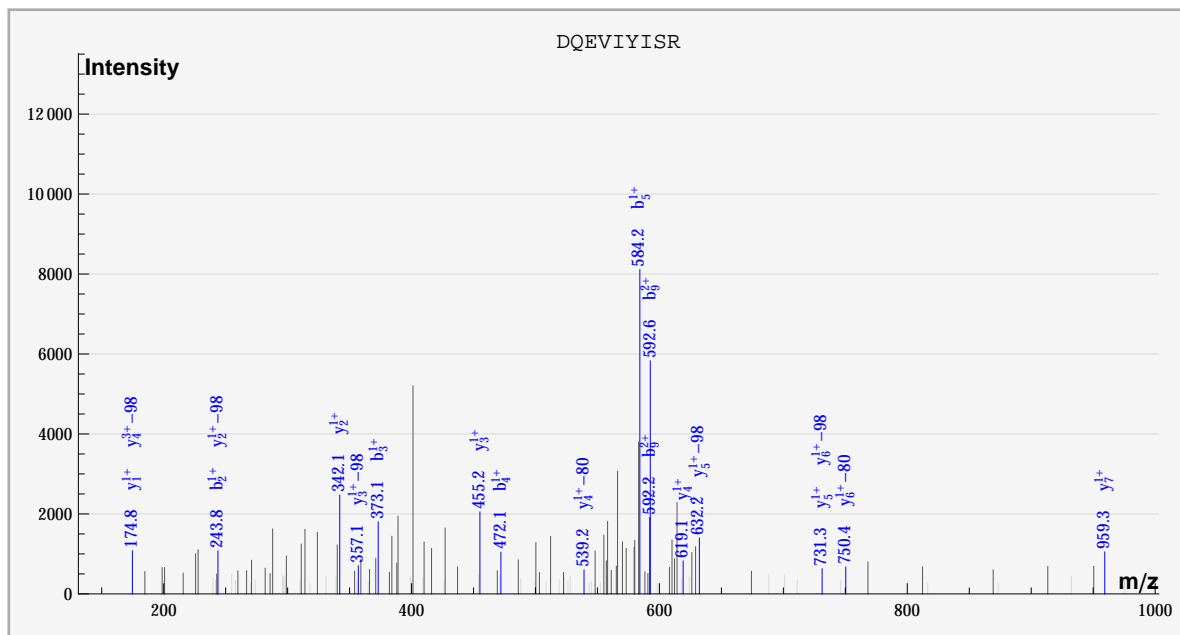
dbValid true VYNTSNSPLK PHOS(1) 2. 603. -1.22372 5.20447 100. ? 1368.  
 S\_Acido\_new%gi|68567616|gb|AAI80545.1| VYNTSNSPLK::PHOS:::sample\_1%compd\_128



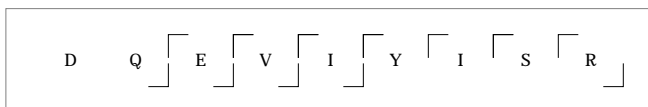
	#	b	b*	#	y	y*	P	P*
V	1							
Y	2	✓		9		✓		
N	3	✓	✓	8				
T	4	✓		7				
S	5		✓	6				
N	6		✓	5	✓			
S	7			4				
P	8			3	✓			
L	9			2	✓			
K	10	✓		1				



dbValid true DQEVIIYSR PHOS(1) 2. 603. -1.22373 5.38426 100. ? 1596.  
 S\_Acido\_new%gi|68567277|gb|AAY80206.1| DQEVIIYSR%:::::PHOS::%sample\_1%cmpd\_331

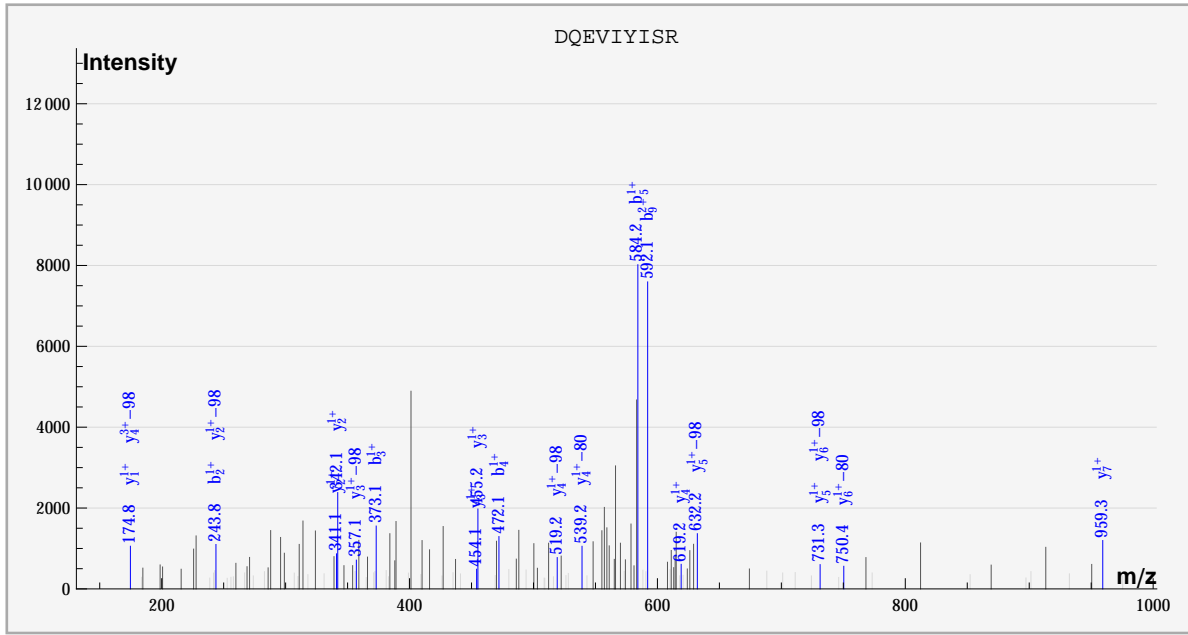


	#	b	b*	#	y	y*	P	P*
D	1							
Q	2	✓		8				
E	3	✓		7	✓			
V	4	✓		6		✓		
I	5	✓		5	✓	✓		
Y	6			4	✓	✓		
I	7			3	✓	✓		
S	8			2	✓	✓		
R	9	✓		1	✓			

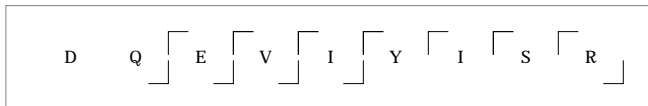


dbValid true DQEVIIYSR PHOS(1) 2. 603. -1.22373 5.00612 100. ? 1614.

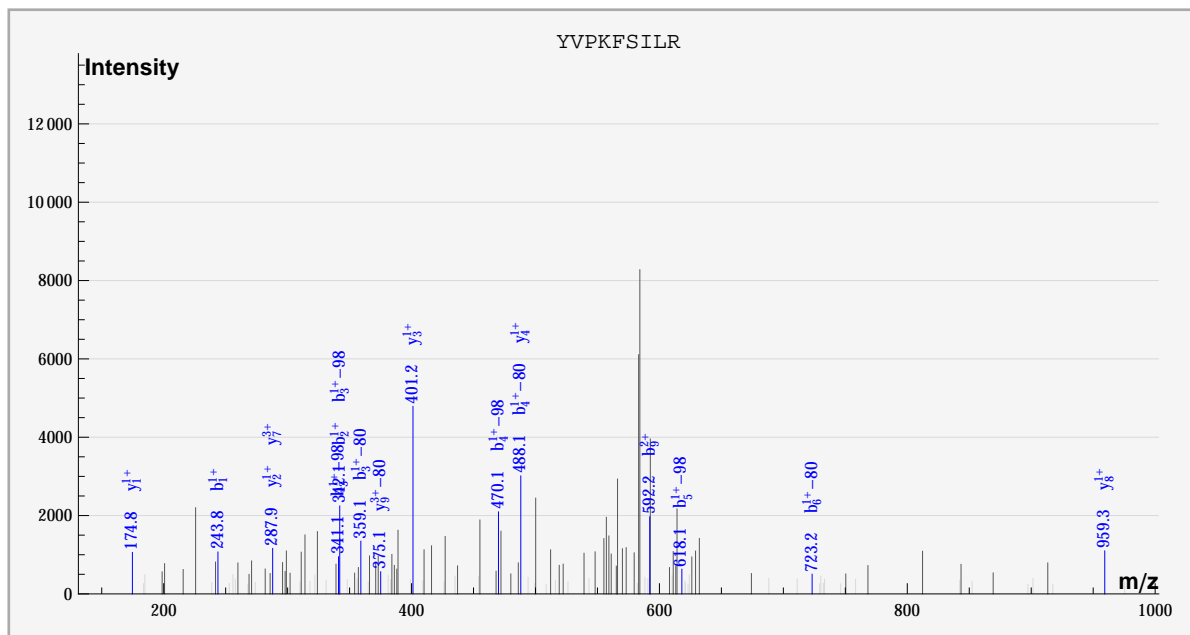
S\_Acido\_new%gi|68567277|gb|AAY80206.1| DQEVIIYSR%:::::PHOS::%sample\_1%cmpd\_353



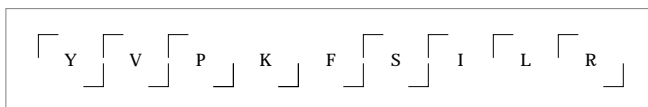
	#	b	b*	#	y	y*	P	P*
D	1							
Q	2	✓		8				
E	3	✓		7	✓			
V	4	✓		6		✓		
I	5	✓		5	✓	✓		
Y	6			4	✓	✓		
I	7			3	✓	✓		
S	8			2	✓	✓		
R	9	✓		1	✓			



dbValid true YVPKFSILR PHOS(1) 2. 603. -1.17972 5.0001 100. ? 1626.  
 S\_Acido\_new%gi|68566640|gb|AAY79569.1| YVPKFSILR%:PHOS:.....%sample\_1%compd\_364

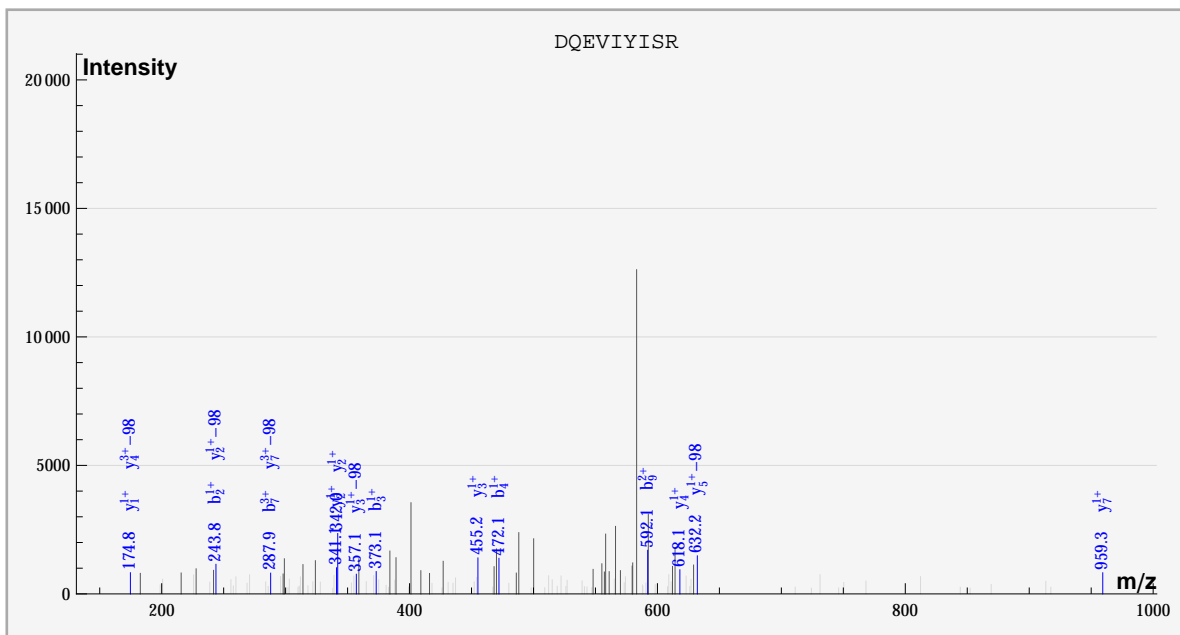


	#	b	b*	#	y	y*	P	P*
Y	1	✓						✓
V	2	✓		8	✓			
P	3		✓	7	✓			
K	4		✓	6				
F	5		✓	5				
S	6		✓	4	✓			
I	7			3	✓			
L	8			2	✓			
R	9	✓		1	✓			

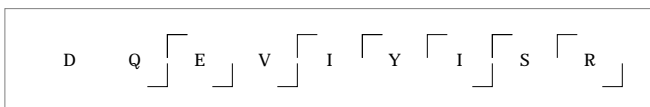




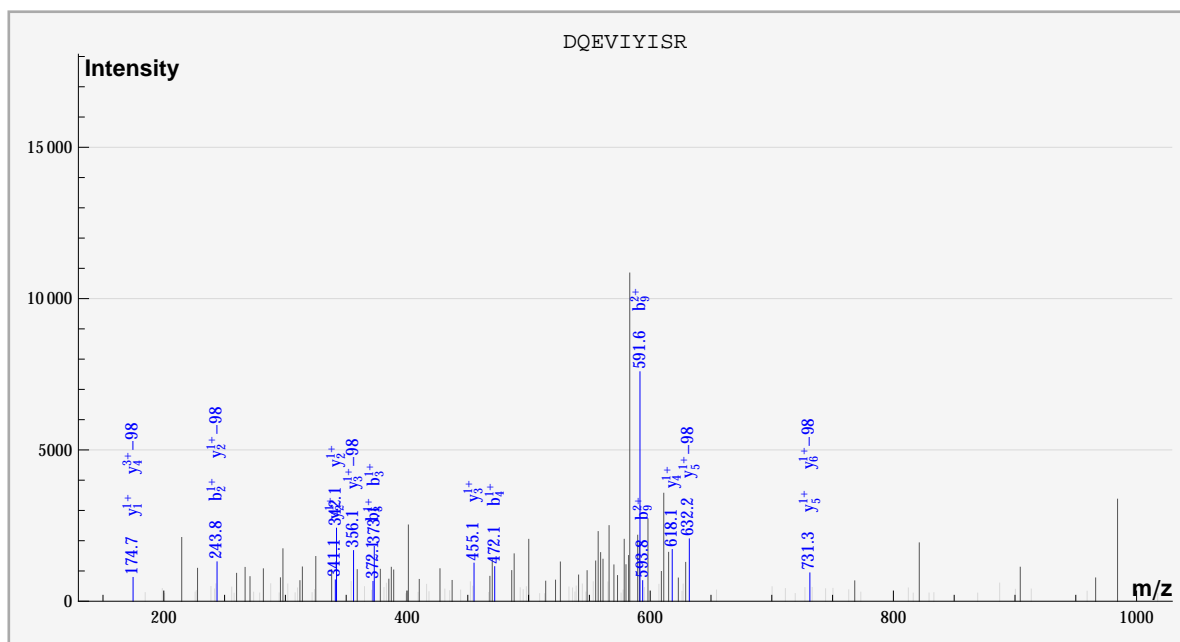
dbValid true DQEVIIYSR PHOS(1) 2. 603. -1.22373 5.4349 100. ? 1674.  
 S\_Acido\_new%gi|68567277|gb|AAY80206.1| DQEVIIYSR%:::::PHOS::%sample\_1%cmpd\_405



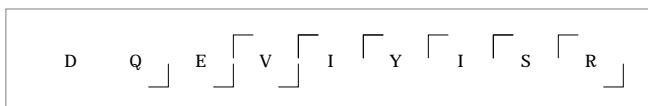
	#	b	b*	#	y	y*	P	P*
D	1							
Q	2	✓		8				
E	3	✓		7	✓	✓		
V	4	✓		6				
I	5			5		✓		
Y	6			4	✓	✓		
I	7	✓		3	✓	✓		
S	8			2	✓	✓		
R	9	✓		1	✓			



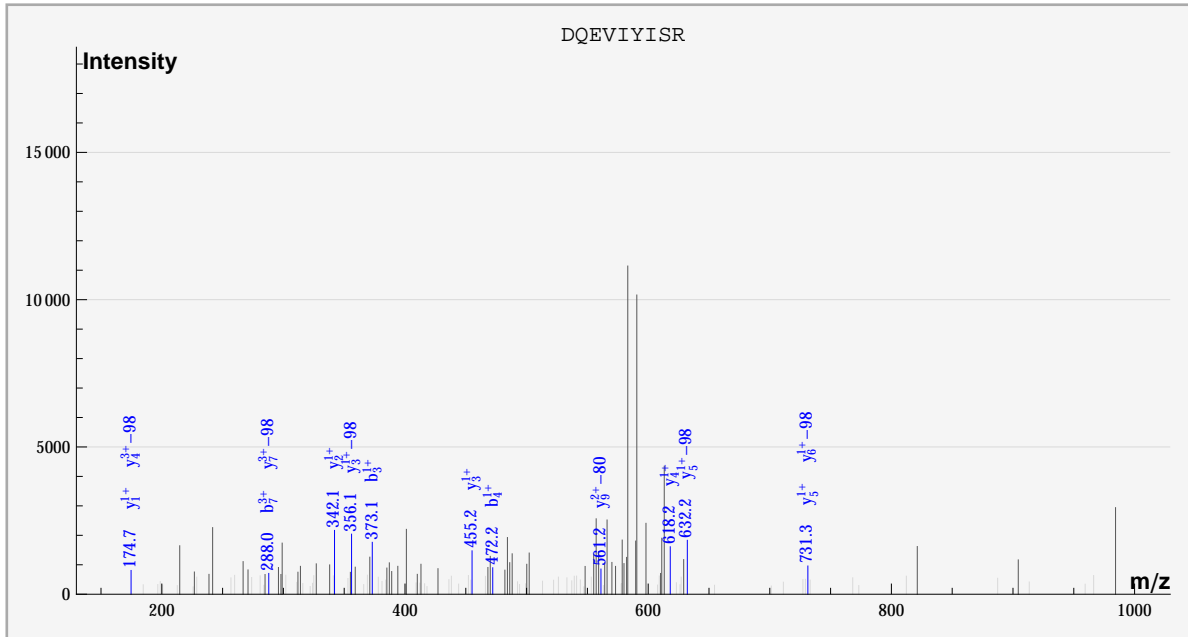
dbValid true DQEVYISR PHOS(1) 2. 603. -1.22373 5.06954 100. ? 1758.  
 S\_Acido\_new%gi|68567277|gb|AAY80206.1| DQEVYISR%:::::PHOS::%sample\_1%cmpd\_476



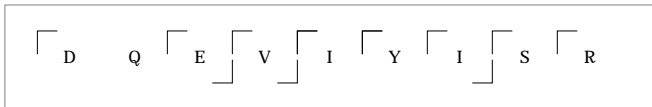
	#	b	b*	#	y	y*	P	P*
D	1							
Q	2	✓		8				
E	3	✓		7				
V	4	✓		6		✓		
I	5			5	✓	✓		
Y	6			4	✓	✓		
I	7			3	✓	✓		
S	8			2	✓	✓		
R	9	✓		1	✓			



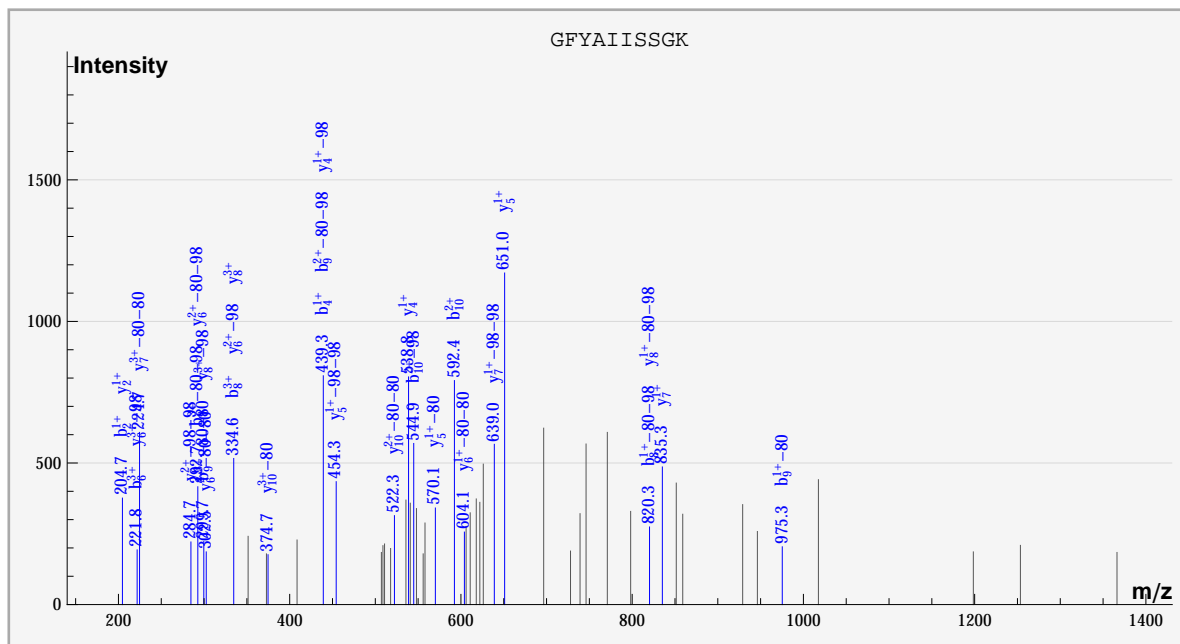
dbValid true DQEVIIYSR PHOS(1) 2. 603. -1.22373 5.09727 100. ? 1782.  
 S\_Acido\_new%gi|68567277|gb|AAY80206.1| DQEVIIYSR%:::::PHOS::%sample\_1%cmpd\_496



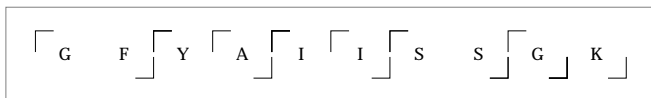
	#	b	b*	#	y	y*	P	P*
D	1							✓
Q	2			8				
E	3	✓		7		✓		
V	4	✓		6		✓		
I	5			5	✓	✓		
Y	6			4	✓	✓		
I	7	✓		3	✓	✓		
S	8			2	✓			
R	9			1	✓			



dbValid true GFYAISSGK PHOS(2) 2. 603. -1.25168 4.94992 100. ? 1818.  
 S\_Acido\_new%gi68568233|gb|AAy81162.1| GFYAISSGK%::::::PHOS:PHOS::%sample\_3%compd\_543

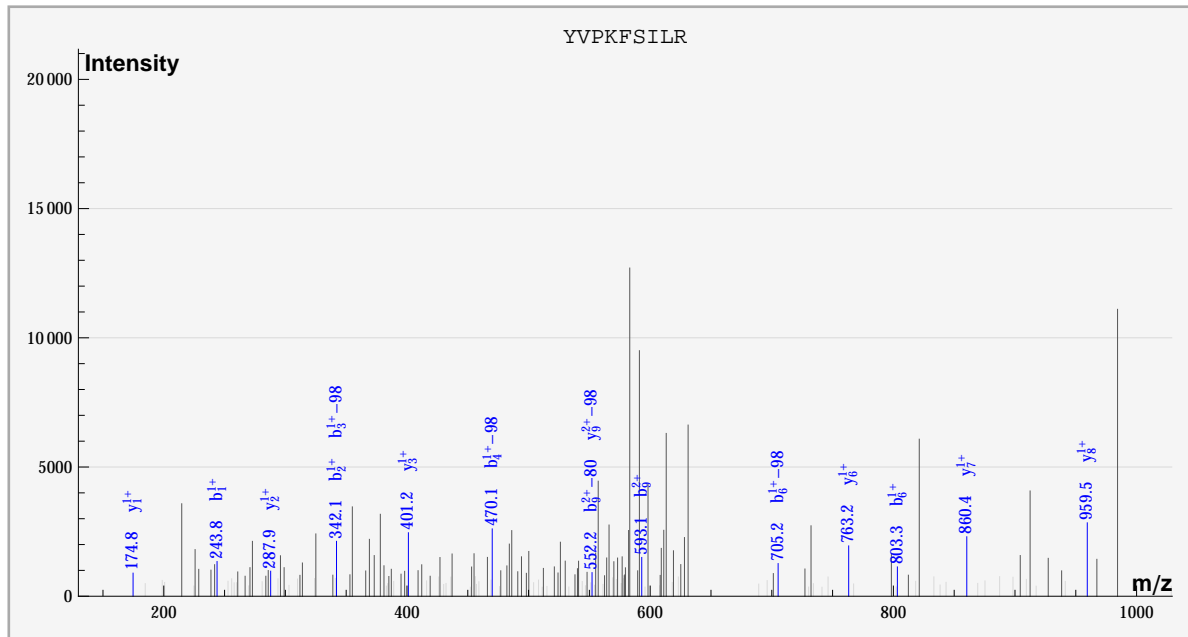


	#	b	b*	#	y	y*	P	P*
G	1							✓
F	2	✓		9				
Y	3			8	✓	✓		
A	4	✓		7	✓	✓		
I	5			6		✓		
I	6	✓		5	✓	✓		
S	7			4	✓	✓		
S	8	✓	✓	3				
G	9		✓	2	✓			
K	10	✓	✓	1				

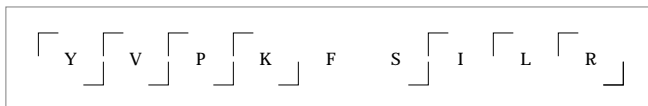


dbValid true YVPKFSILR PHOS(1) 2. 603. -1.17972 5.48971 100. ? 1914.

S\_Acido\_new%gi|68566640|gb|AAY79569.1| YVPKFSILR%:PHOS:.....%sample\_1%cmpd\_611

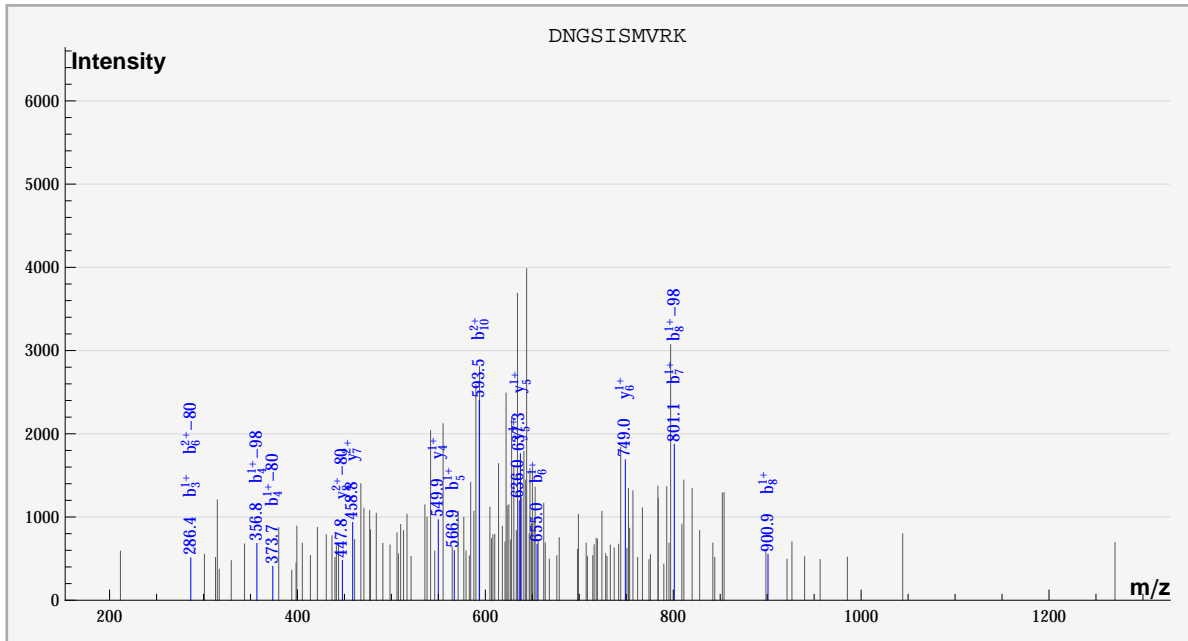


	#	b	b*	#	y	y*	P	P*
Y	1	✓						✓
V	2	✓		8	✓			
P	3		✓	7	✓			
K	4		✓	6	✓			
F	5			5				
S	6	✓	✓	4				
I	7			3	✓			
L	8			2	✓			
R	9	✓	✓	1	✓			

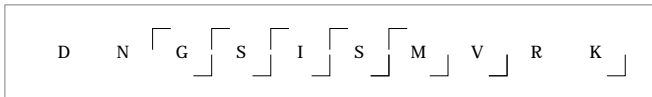




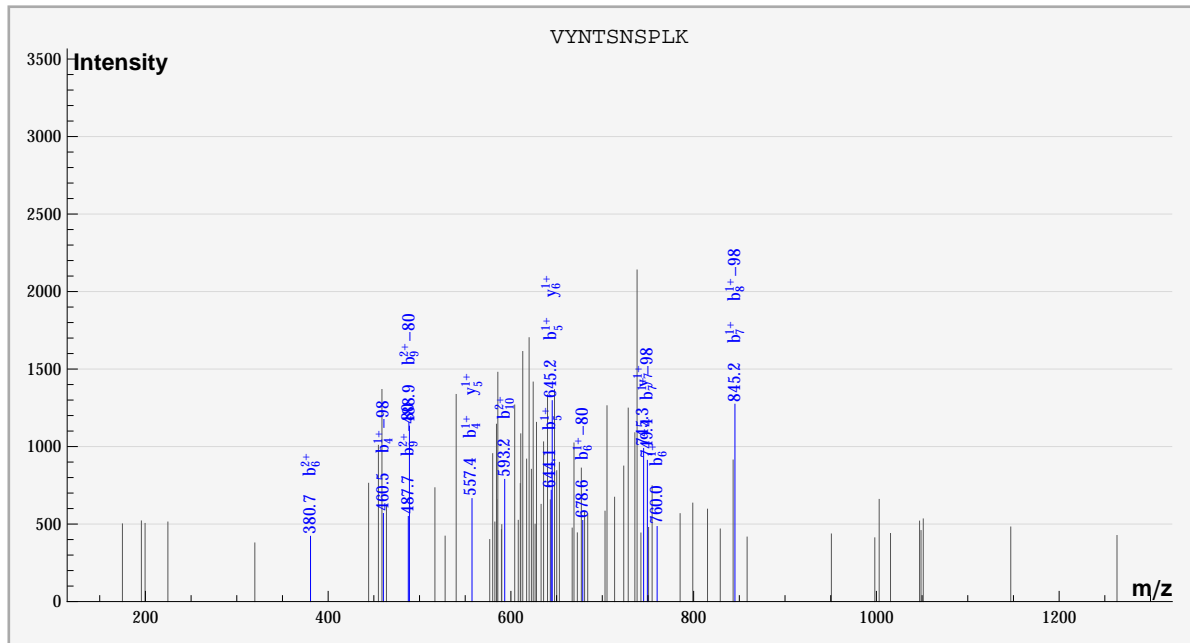
dbValid true DNGSISMVRK Oxidation\_M(1),PHOS(1) 2. 603. -1.23462 5.23933 100. ? 3120.  
 S\_Acido\_new%gil68567019|gb|AA79948.1| DNGSISMVRK%:::PHOS:::Oxidation\_M:::%sample\_3%compd\_1736



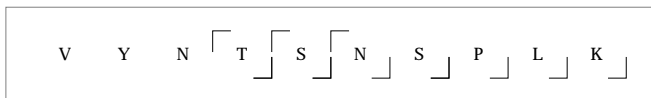
	#	b	b*	#	y	y*	P	P*
D	1							
N	2			9				
G	3	✓		8		✓		
S	4		✓	7	✓			
I	5	✓		6	✓			
S	6	✓	✓	5	✓			
M	7	✓		4	✓			
V	8	✓	✓	3				
R	9			2				
K	10	✓		1				



dbValid true VYNTSNSPLK PHOS(1) 2. 603. -1.22372 5.12891 100. ? 3144.  
 S\_Acido\_new%gi|68567616|gb|AA80545.1| VYNTSNSPLK::PHOS:::sample\_3%compd\_1759

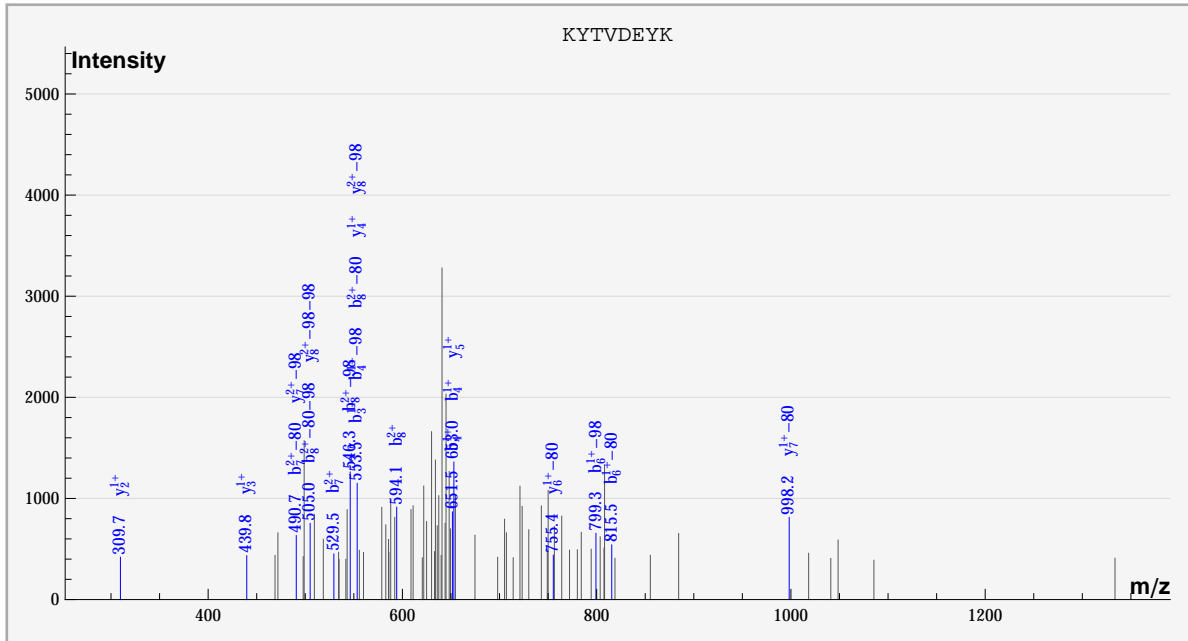


	#	b	b*	#	y	y*	P	P*
V	1							
Y	2			9				
N	3			8				
T	4	✓	✓	7	✓			
S	5	✓		6	✓			
N	6	✓	✓	5	✓			
S	7	✓	✓	4				
P	8		✓	3				
L	9		✓	2				
K	10	✓		1				

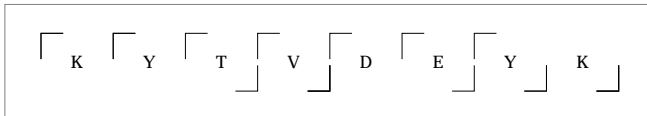




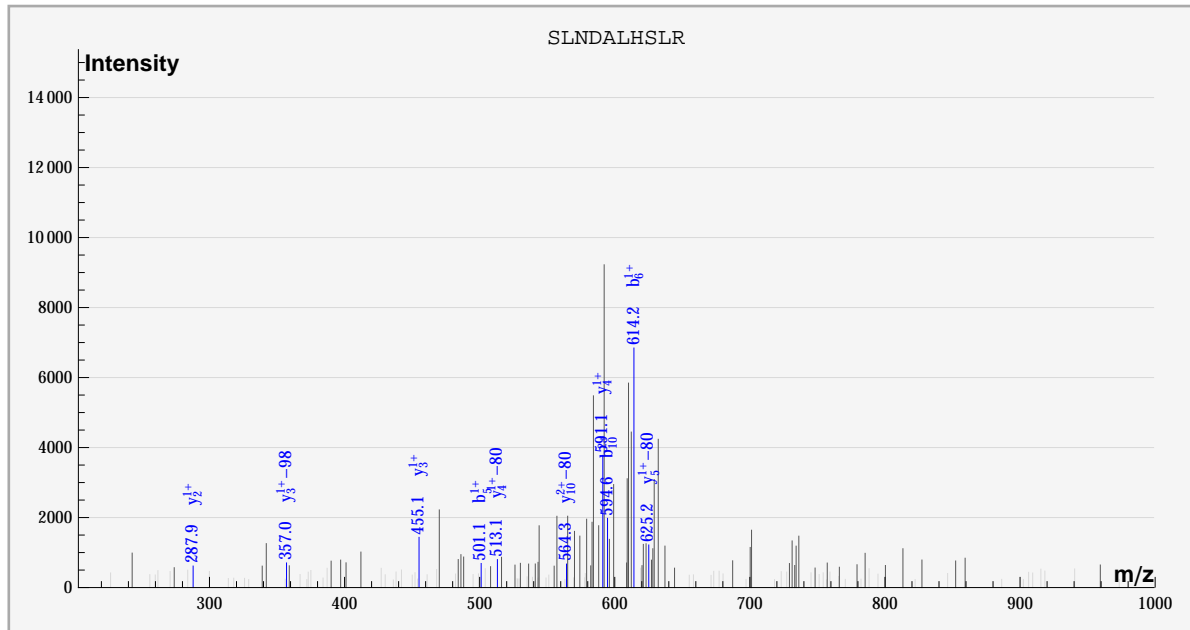
dbValid true KYTVDEYK PHOS(2) 2. 603. 0.229967 6.51422 100. ? 3288.  
 S\_Acido\_new%gi|68567395|gb|AAy80324.1| KYTVDEYK%::PHOS:PHOS:.....%sample\_3%compd\_1892



	#	b	b*	#	y	y*	P	P*
K	1							✓
Y	2			7		✓		
T	3	✓		6		✓		
V	4	✓	✓	5	✓			
D	5			4	✓			
E	6		✓	3	✓			
Y	7	✓	✓	2	✓			
K	8	✓	✓	1				



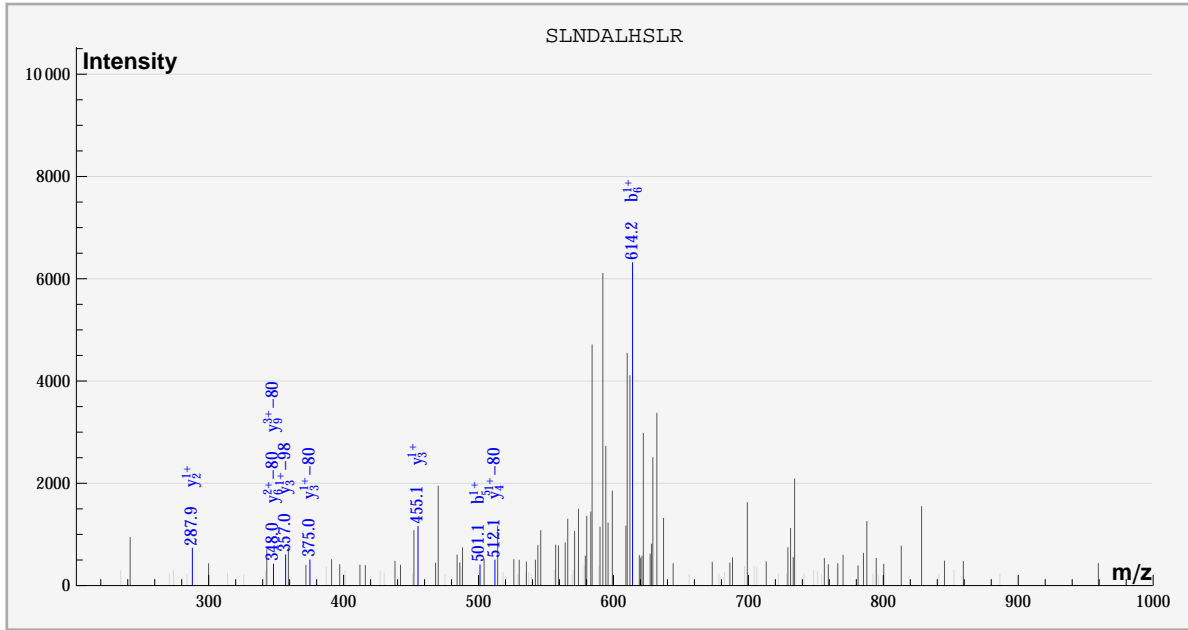
dbValid true SLNDALHSLR PHOS(1) 2. 604. -0.712663 4.93828 100. ? 2604.  
 S\_Acido\_new%gi|68567802|gb|AAY80731.1| SLNDALHSLR%:.....PHOS:::%sample\_1%compd\_1215



	#	b	b*	#	y	y*	P	P*
S	1							✓
L	2			9				
N	3			8				
D	4			7				
A	5	✓		6				
L	6	✓		5		✓		
H	7			4	✓	✓		
S	8			3	✓	✓		
L	9			2	✓			
R	10	✓		1				



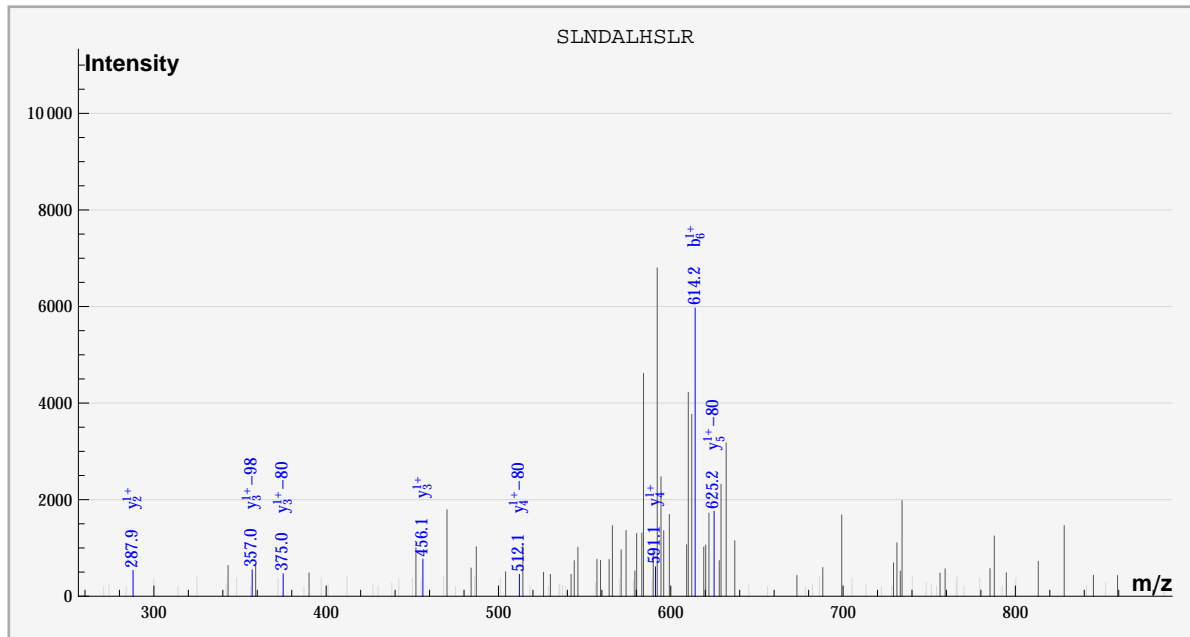
dbValid true SLNDALHSLR PHOS(1) 2. 604. -0.712663 4.97643 100. ? 2676.  
 S\_Acido\_new%gi|68567802|gb|AAY80731.1| SLNDALHSLR%:.....PHOS:::%sample\_1%cmpd\_1278



	#	b	b*	#	y	y*	P	P*
S	1							
L	2			9		✓		
N	3			8				
D	4			7				
A	5	✓		6		✓		
L	6	✓		5				
H	7			4		✓		
S	8			3	✓	✓		
L	9			2	✓			
R	10			1				

S L N D A L H S L R

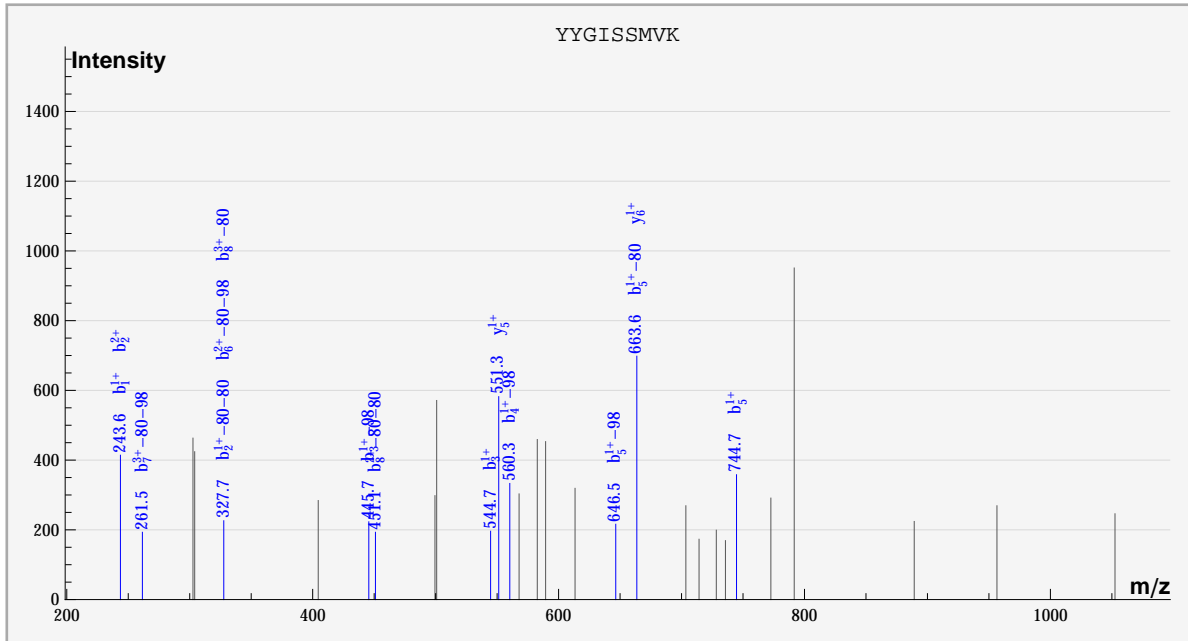
dbValid true SLNDALHSLR PHOS(1) 2. 604. -0.712663 5.13851 100. ? 2688.  
 S\_Acido\_new%gi|68567802|gb|AAY80731.1| SLNDALHSLR%:.....PHOS::%sample\_1%compd\_1288



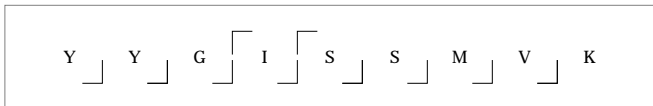
	#	b	b*	#	y	y*	P	P*
S	1							
L	2			9				
N	3			8				
D	4			7				
A	5			6				
L	6	✓		5		✓		
H	7			4	✓	✓		
S	8			3	✓	✓		
L	9			2	✓			
R	10			1				



dbValid true YGISSMVK PHOS(2) 2. 605. -0.771083 5.05654 100. ? 144.  
 S\_Acido\_new%gi|68567226|gb|AAV80155.1| YGISSMVK%:PHOS:PHOS:.....%sample\_3%compd\_166

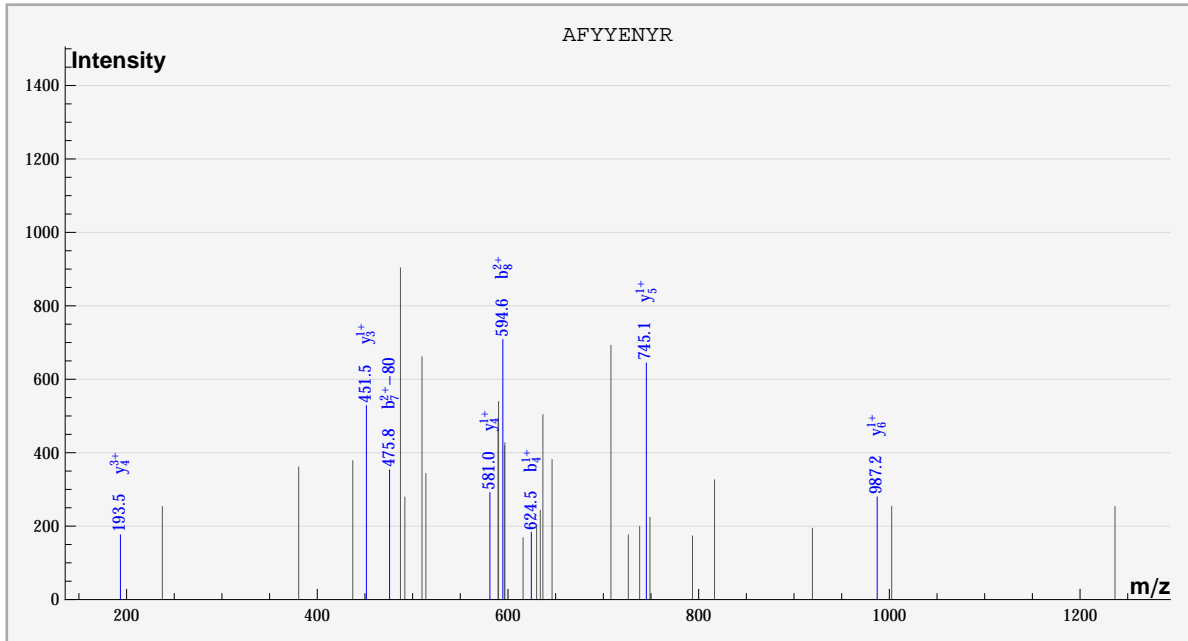


	#	b	b*	#	y	y*	P	P*
Y	1		✓					
Y	2	✓	✓	8				
G	3	✓	✓	7				
I	4		✓	6	✓			
S	5	✓	✓	5	✓			
S	6		✓	4				
M	7		✓	3				
V	8		✓	2				
K	9			1				

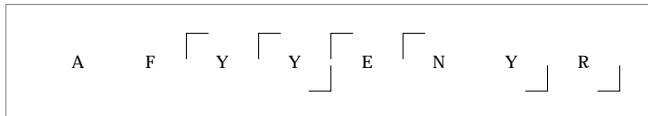


dbValid true AFYYENYR PHOS(1) 2. 605. -1.76321 4.98699 100. ? 1956.

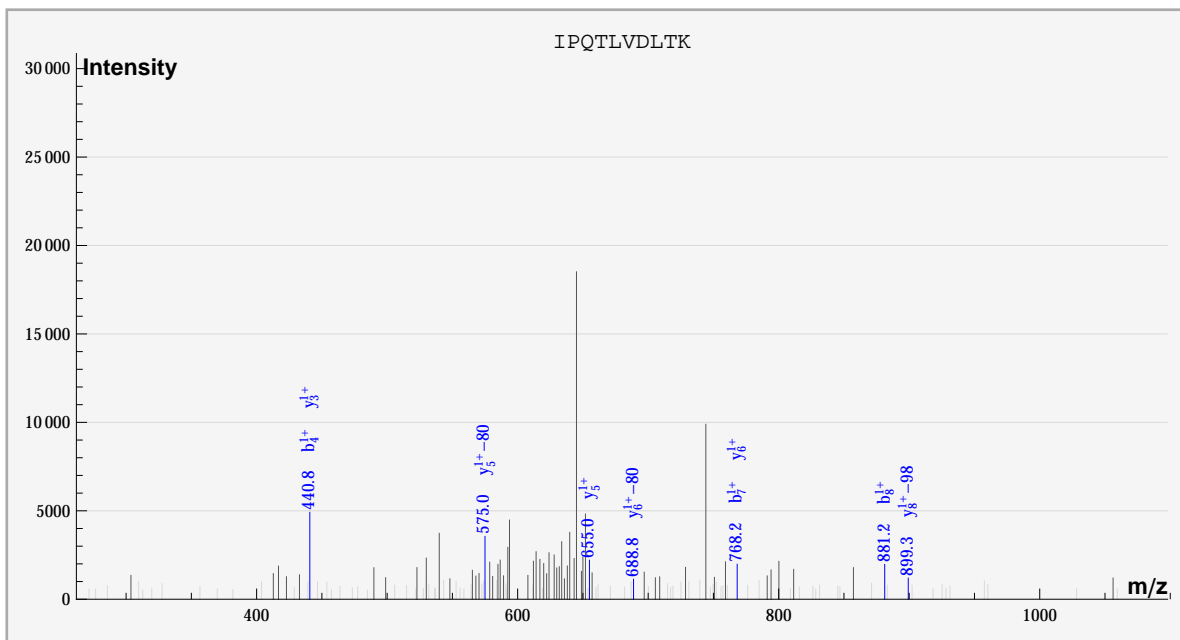
S\_Acido\_new%gi|68567017|gb|AAY79946.1| AFYYENYR%:::PHOS:::sample\_3%cmpd\_635



	#	b	b*	#	y	y*	P	P*
A	1							
F	2			7				
Y	3			6	✓			
Y	4	✓		5	✓			
E	5			4	✓			
N	6			3	✓			
Y	7		✓	2				
R	8	✓		1				



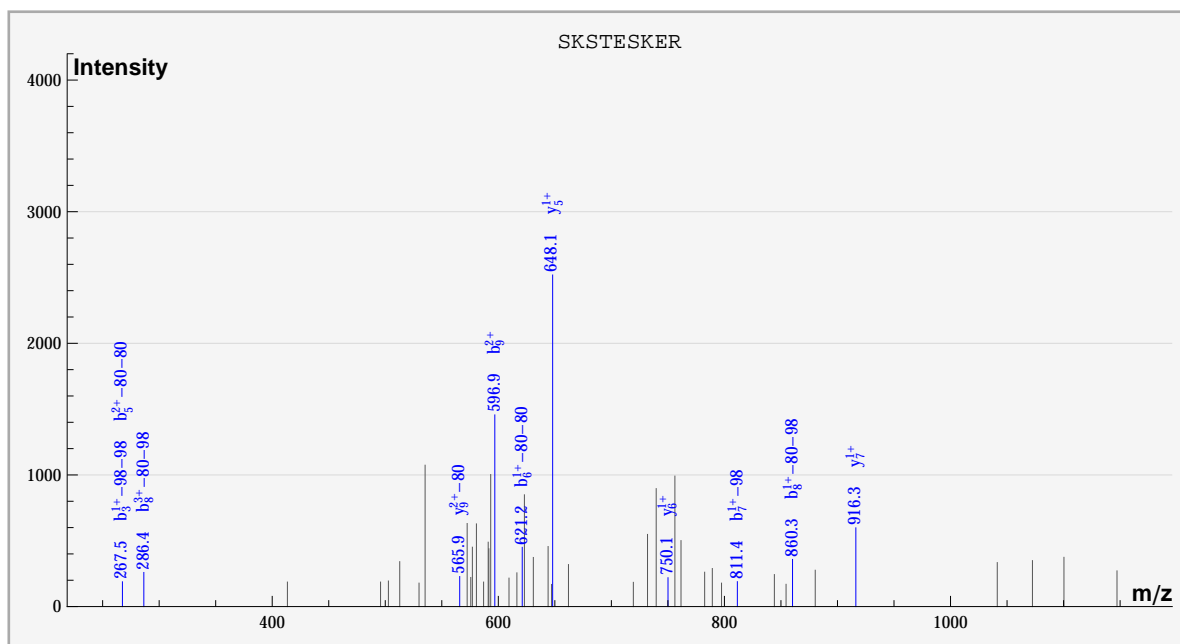
dbValid true IPQTLVDLTK PHOS(1) 2. 605. -0.679688 5.71474 100. ? 2724.  
 S\_Acido\_new%gi|68566573|gb|AA79502.1| IPQTLVDLTK%:::PHOS::sample\_3%compd\_1374



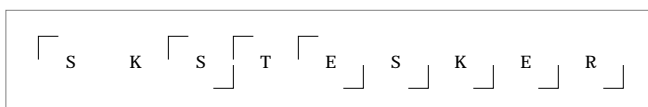
	#	b	b*	#	y	y*	P	P*
I	1							
P	2			9				
Q	3			8		✓		
T	4	✓		7				
L	5			6	✓	✓		
V	6			5	✓	✓		
D	7	✓		4				
L	8	✓		3	✓			
T	9			2				
K	10			1				



dbValid true SKSTESKER PHOS(2) 2. 605. 1.23886 5.0181 100. ? 2874.  
 S\_Acido\_new%gi|68568102|gb|AAY81031.1| SKSTESKER%:PHOS::PHOS:::sample\_3%compd\_1427



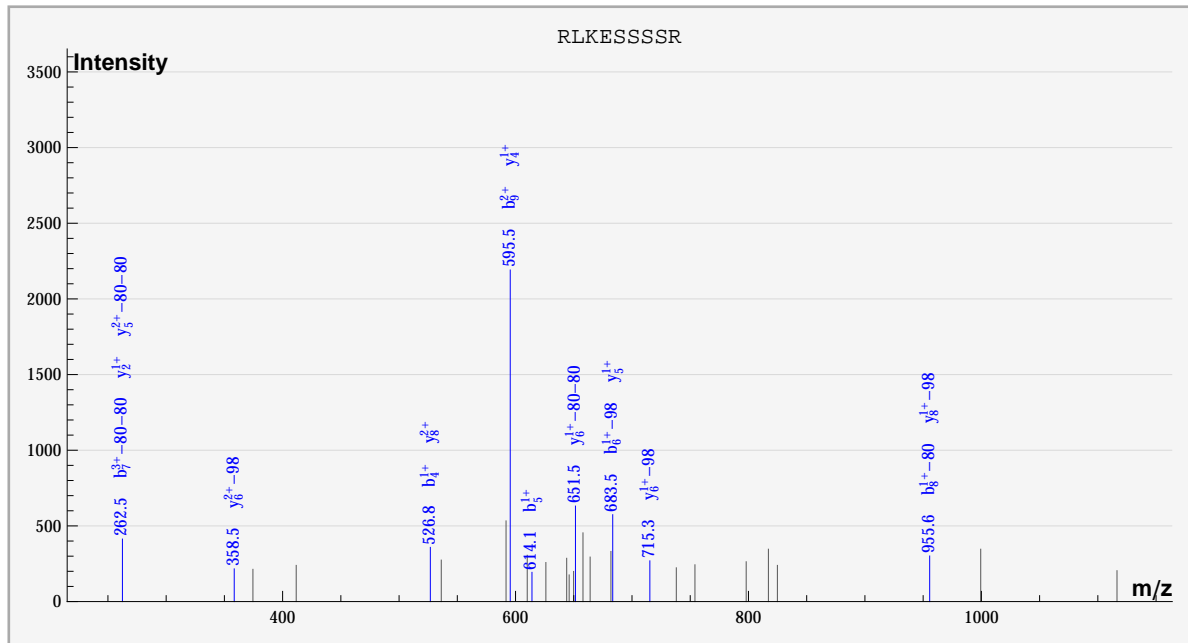
	#	b	b*	#	y	y*	P	P*
S	1							✓
K	2			8				
S	3		✓	7	✓			
T	4			6	✓			
E	5		✓	5	✓			
S	6		✓	4				
K	7		✓	3				
E	8		✓	2				
R	9	✓		1				



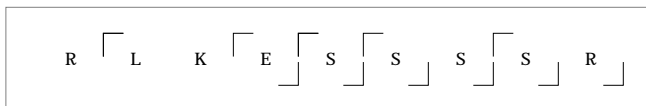


dbValid true RLKESSSSR PHOS(2) 2. 605. 0.254842 5.04976 100. ? 4290.

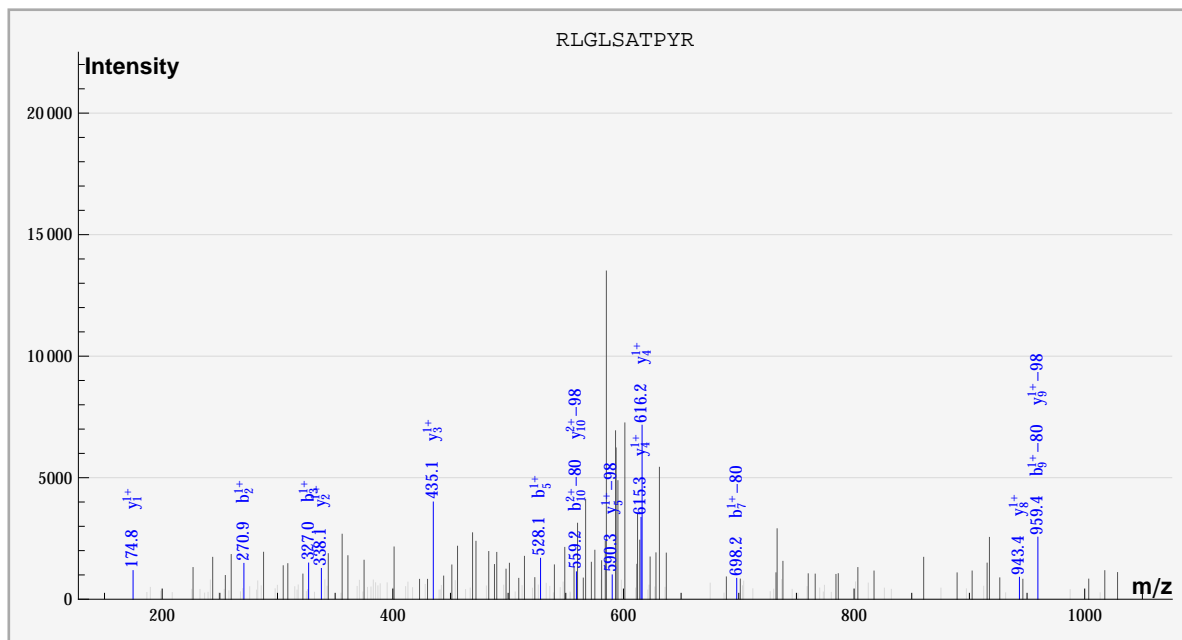
S\_Acido\_new%gi|68567995|gb|AAY80924.1| RLKESSSSR%:::PHOS:PHOS::%sample\_3%compd\_2813



	#	b	b*	#	y	y*	P	P*
R	1							
L	2			8	✓	✓		
K	3			7				
E	4	✓		6		✓		
S	5	✓		5	✓	✓		
S	6		✓	4	✓			
S	7		✓	3				
S	8		✓	2	✓			
R	9	✓		1				



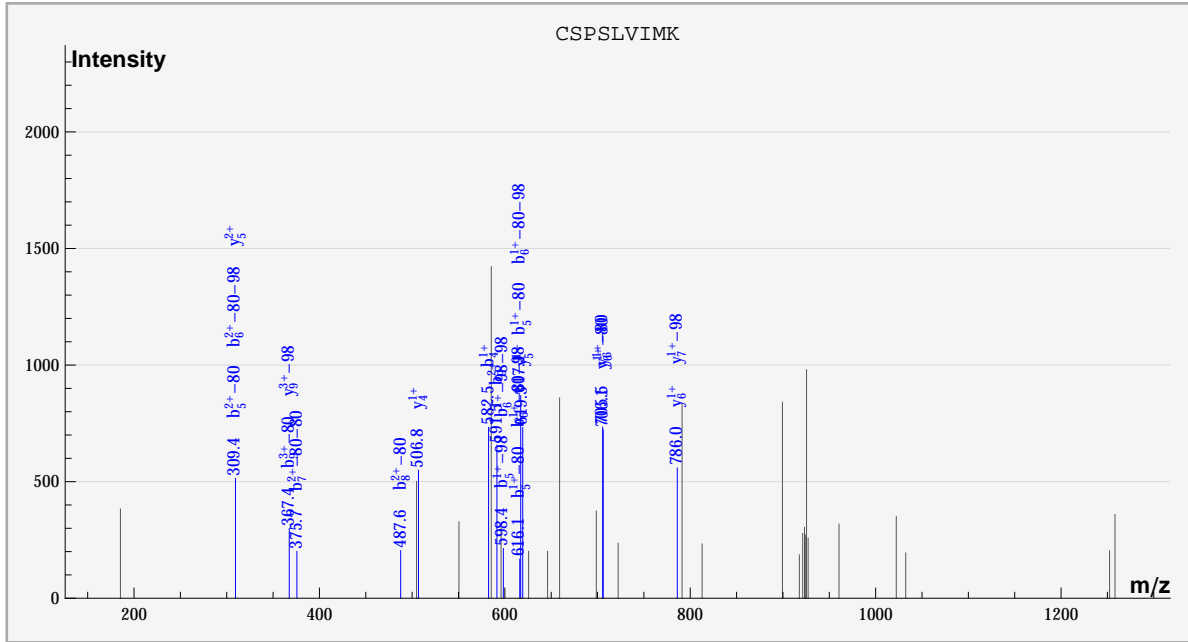
dbValid true RLGLSATPYR PHOS(1) 2. 606. 1.30807 4.95305 100. ? 2052.  
 S\_Acido\_new%gi|68567732|gb|AAY80661.1| RLGLSATPYR%:::PHOS:::sample\_1%compd\_741



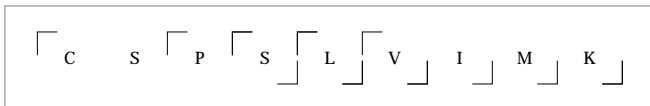
	#	b	b*	#	y	y*	P	P*
R	1							✓
L	2	✓		9		✓		
G	3	✓		8	✓			
L	4			7				
S	5	✓		6				
A	6			5		✓		
T	7		✓	4	✓			
P	8			3	✓			
Y	9		✓	2	✓			
R	10		✓	1	✓			



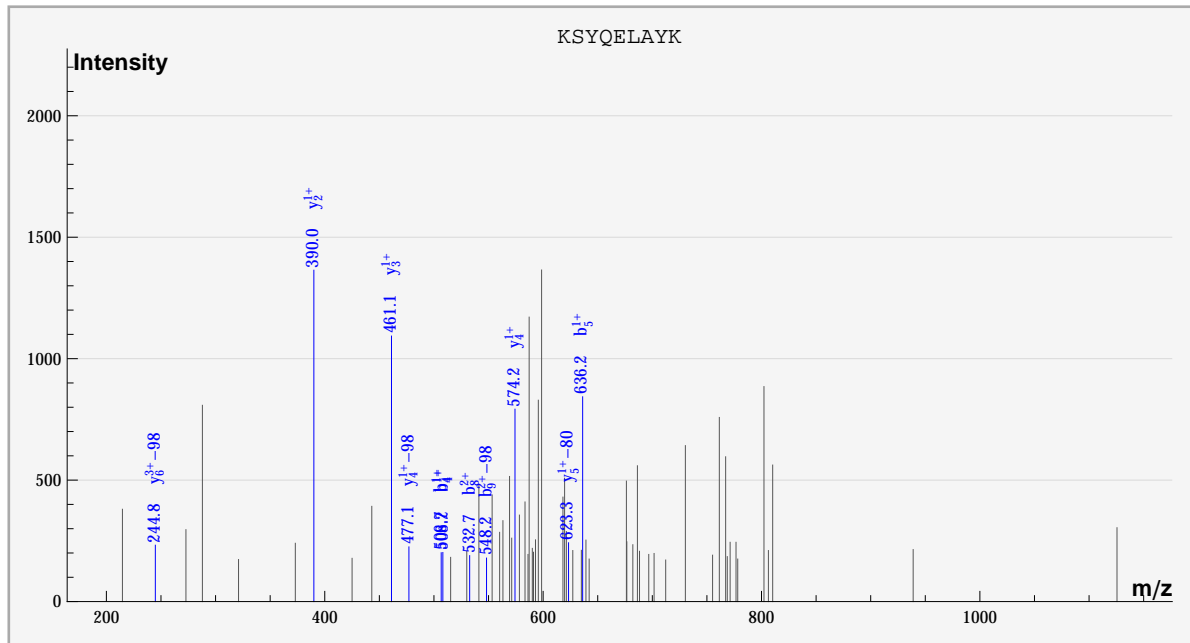
dbValid true CPSLVMK Cys\_CAM(1),Oxidation\_M(1),PHOS(2) 2. 606. -0.263958 5.05172 100. ? 2166.  
 S\_Acido\_new%gij68566889|gb|AAY79818.1| CPSLVMK%:Cys\_CAM:PHOS::PHOS:::Oxidation\_M:::sample\_3%compd\_814



	#	b	b*	#	y	y*	P	P*
C	1							✓
S	2			8				
P	3			7				
S	4	✓		6	✓	✓		
L	5		✓	5	✓			
V	6		✓	4	✓			
I	7		✓	3				
M	8		✓	2				
K	9	✓	✓	1				



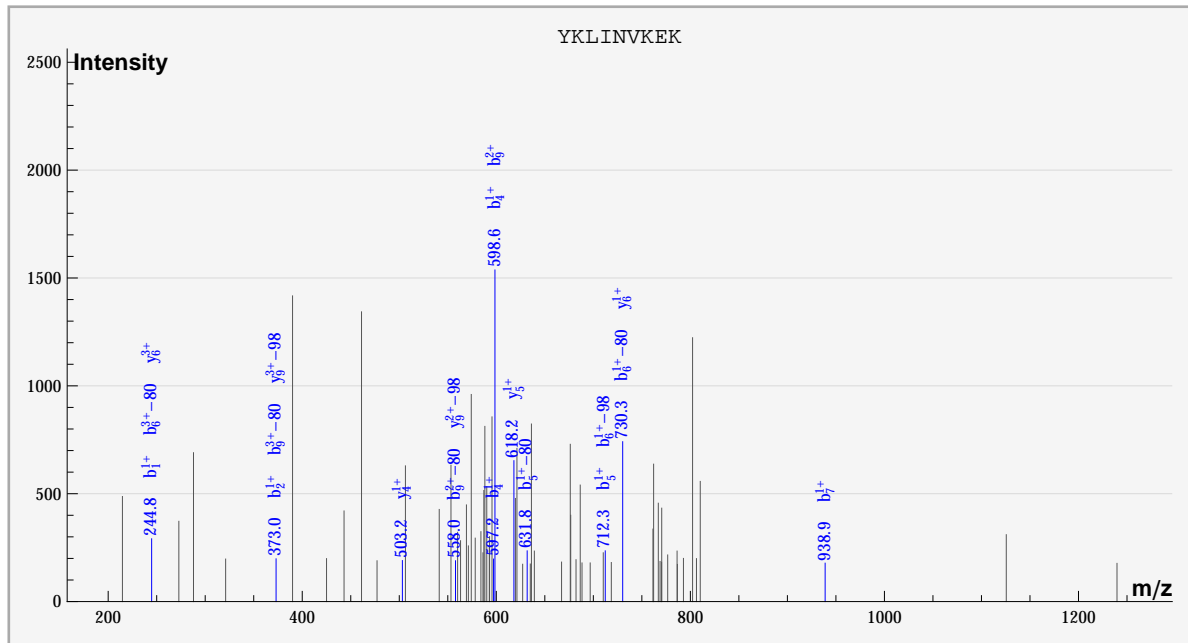
dbValid true KSYQELAYK PHOS(1) 2. 606. -0.718808 5.3113 100. ? 4170.  
 S\_Acido\_new%gi|68568312|gb|AAY81241.1| KSYQELAYK%:::::::PHOS::%sample\_1%compd\_2513



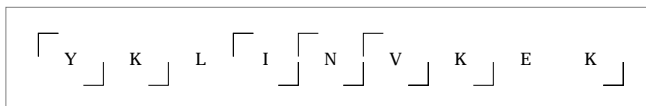
	#	b	b*	#	y	y*	P	P*
K	1							
S	2			8				
Y	3			7				
Q	4	✓		6		✓		
E	5	✓		5		✓		
L	6			4	✓	✓		
A	7			3	✓			
Y	8	✓		2	✓			
K	9		✓	1				

K S Y Q E L A Y K

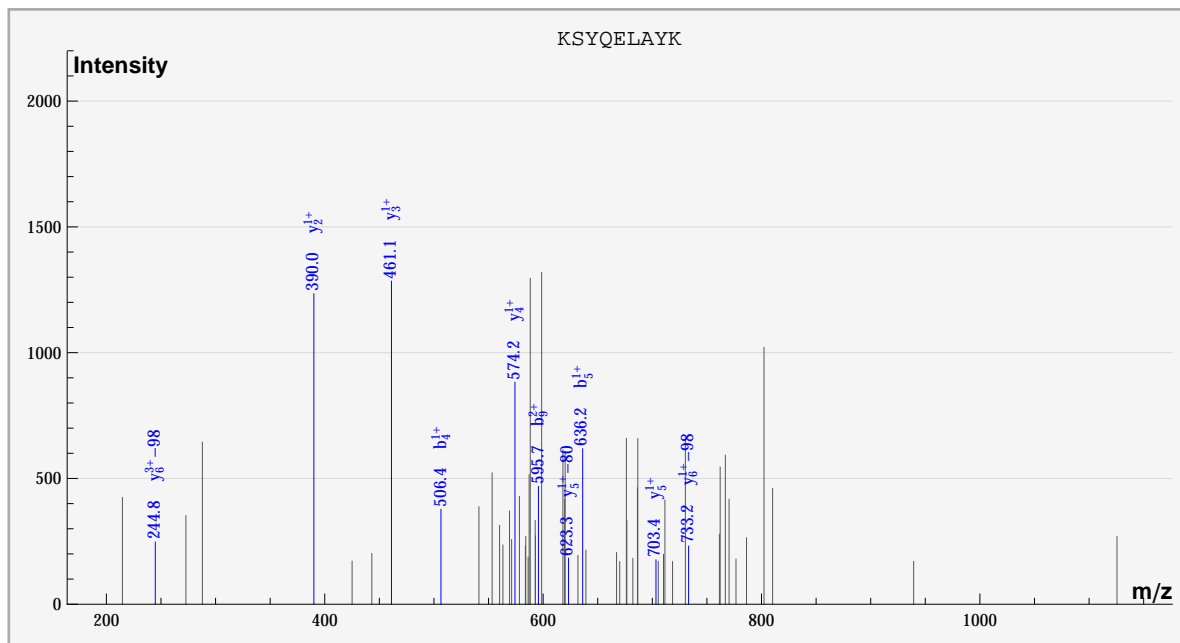
dbValid true YKLINVKEK PHOS(1) 2. 606. 1.83085 4.9261 100. ? 4194.  
 S\_Acido\_new%gi|68566865|gb|AA79794.1| YKLINVKEK%:PHOS:::sample\_1%cmpd\_2531



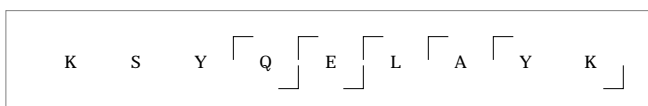
	#	b	b*	#	y	y*	P	P*
Y	1	✓						✓
K	2	✓		8				
L	3			7				
I	4	✓		6	✓			
N	5	✓	✓	5	✓			
V	6		✓	4	✓			
K	7	✓		3				
E	8			2				
K	9	✓	✓	1				



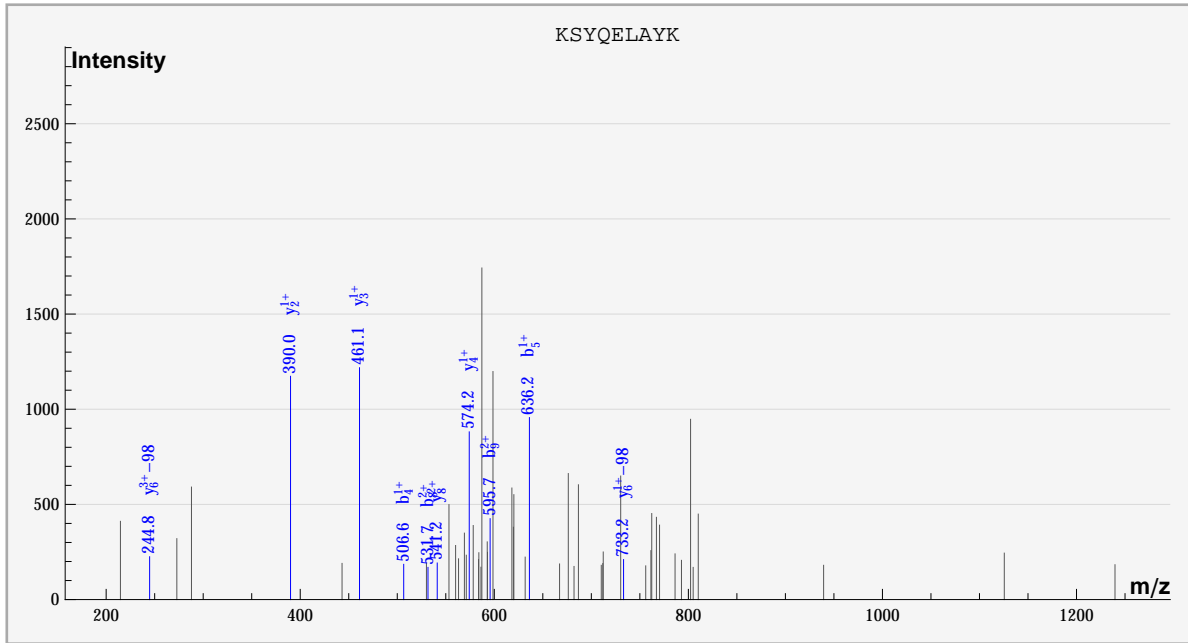
dbValid true KSYQELAYK PHOS(1) 2. 606. -0.718808 5.82265 100. ? 4218.  
 S\_Acido\_new%gi|68568312|gb|AAY81241.1| KSYQELAYK%:::::::PHOS::%sample\_1%cmpd\_2552



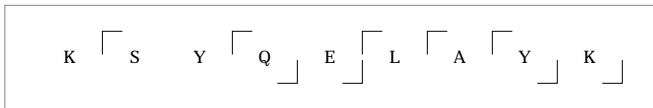
	#	b	b*	#	y	y*	P	P*
K	1							
S	2			8				
Y	3			7				
Q	4	✓		6		✓		
E	5	✓		5	✓	✓		
L	6			4	✓			
A	7			3	✓			
Y	8			2	✓			
K	9	✓		1				



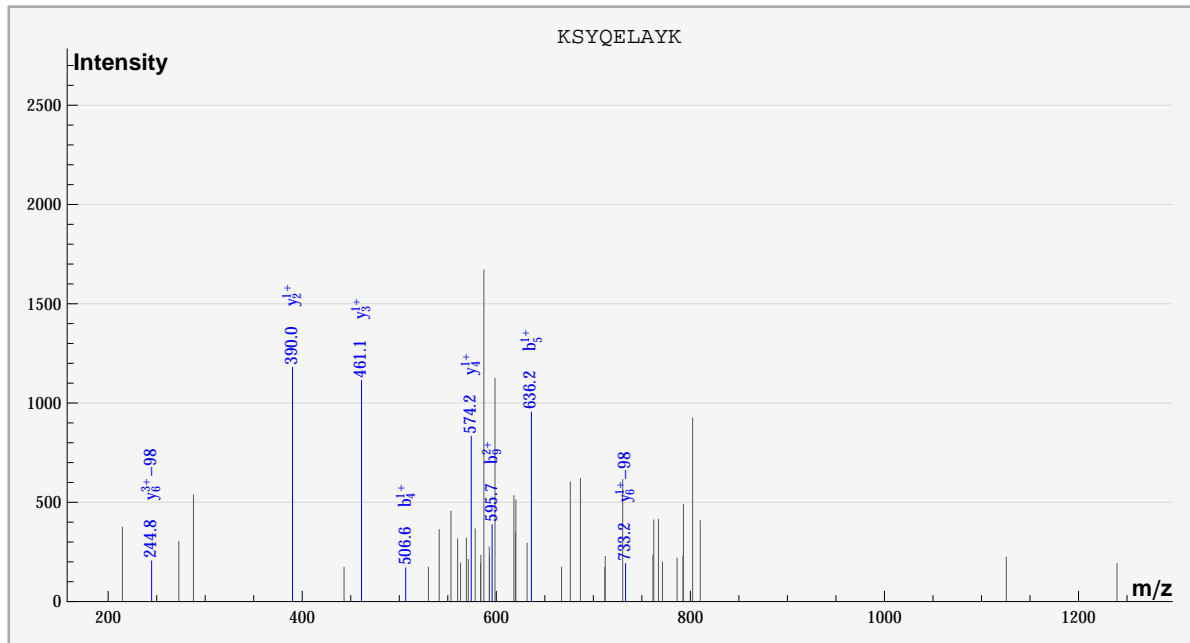
dbValid true KSYQELAYK PHOS(1) 2. 606. -0.718808 5.60249 100. ? 4236.  
 S\_Acido\_new%gi|68568312|gb|AAY81241.1| KSYQELAYK%:::::::PHOS::%sample\_1%cmpd\_2561



	#	b	b*	#	y	y*	P	P*
K	1							
S	2			8	✓			
Y	3			7				
Q	4	✓		6		✓		
E	5	✓		5				
L	6			4	✓			
A	7			3	✓			
Y	8	✓		2	✓			
K	9	✓		1				



dbValid true KSYQELAYK PHOS(1) 2. 606. -0.718808 5.84831 100. ? 4248.  
 S\_Acido\_new%gi|68568312|gb|AAy81241.1| KSYQELAYK%:::PHOS::%sample\_1%cmpd\_2571

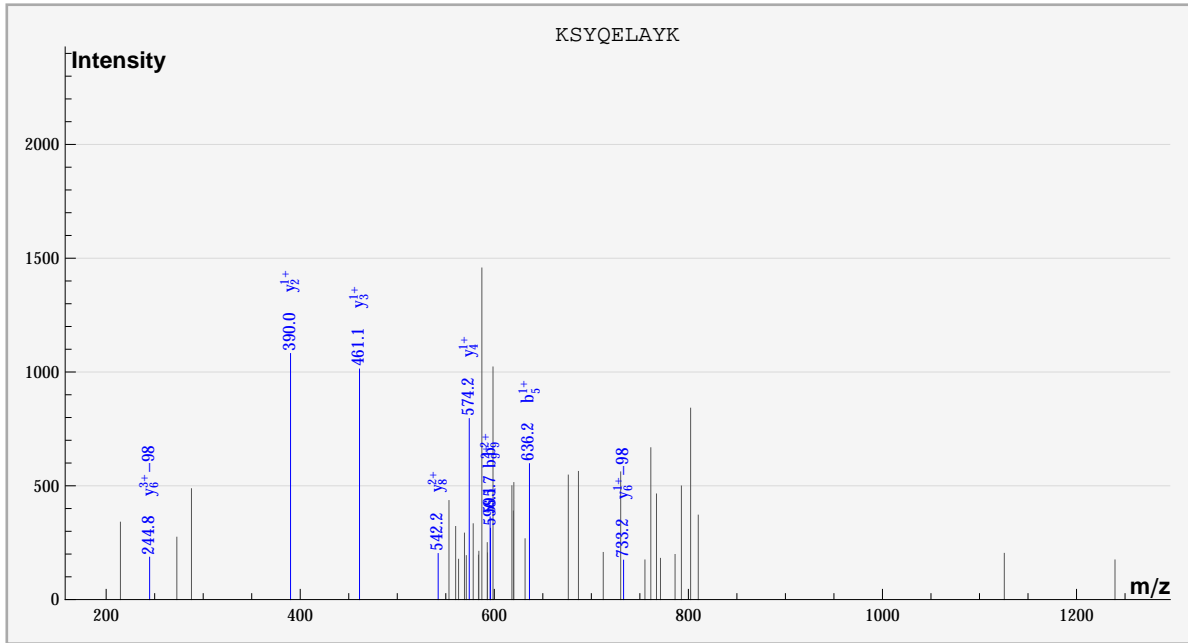


	#	b	b*	#	y	y*	P	P*
K	1							
S	2			8				
Y	3			7				
Q	4	✓		6		✓		
E	5	✓		5				
L	6			4		✓		
A	7			3		✓		
Y	8			2		✓		
K	9	✓		1				

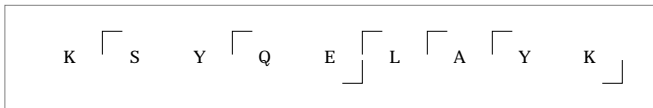
K S Y Q E L A Y K



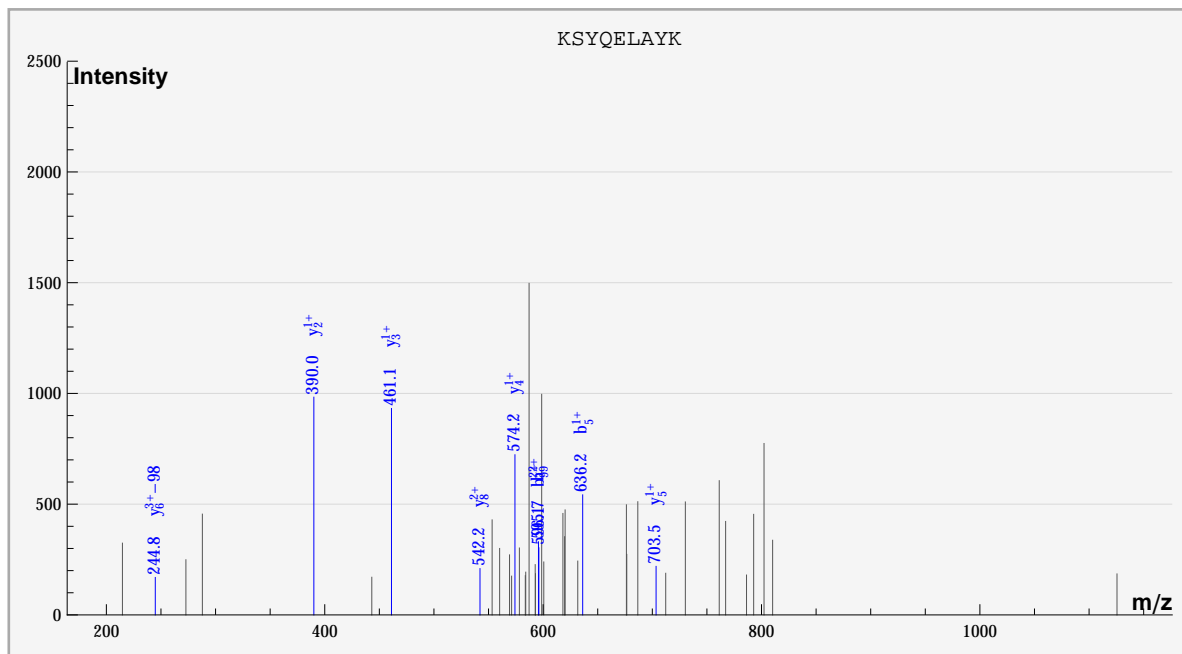
dbValid true KSYQELAYK PHOS(1) 2. 606. -0.718808 5.78016 100. ? 4260.  
 S\_Acido\_new%gi68568312|gb|AAY81241.1| KSYQELAYK%:::PHOS::%sample\_1%cmpd\_2580



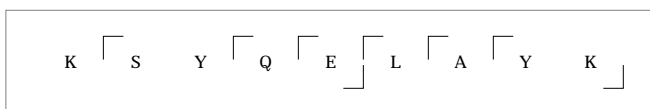
	#	b	b*	#	y	y*	P	P*
K	1							
S	2			8	✓			
Y	3			7				
Q	4			6		✓		
E	5	✓		5				
L	6			4	✓			
A	7			3	✓			
Y	8			2	✓			
K	9	✓		1				



dbValid true KSYQELAYK PHOS(1) 2. 606. -0.718808 6.27032 100. ? 4272.  
 S\_Acido\_new%gi|68568312|gb|AAY81241.1| KSYQELAYK%:::::::PHOS::%sample\_1%cmpd\_2590

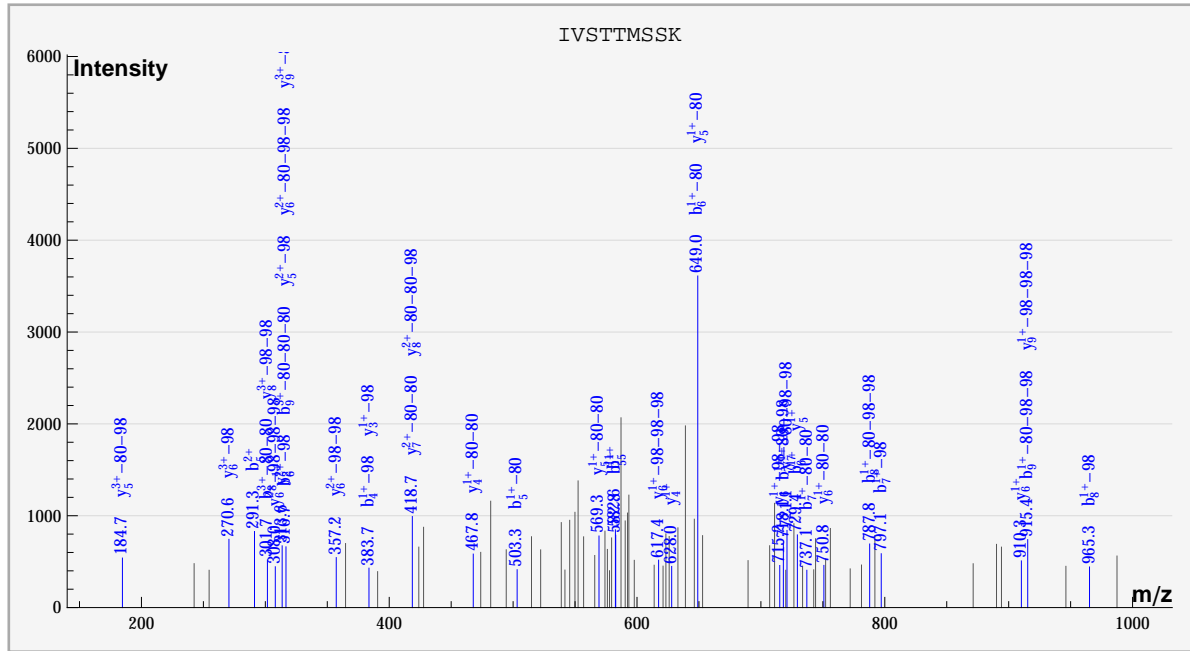


	#	b	b*	#	y	y*	P	P*
K	1							
S	2			8	✓			
Y	3			7				
Q	4			6		✓		
E	5	✓		5	✓			
L	6			4	✓			
A	7			3	✓			
Y	8			2	✓			
K	9	✓		1				

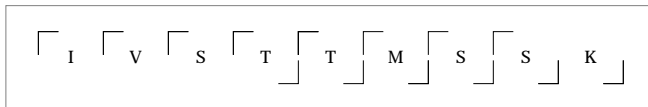


dbValid true IVSTMSSK Oxidation\_M(1),PHOS(3) 2. 607. -1.80085 4.90626 100. ? 2244.

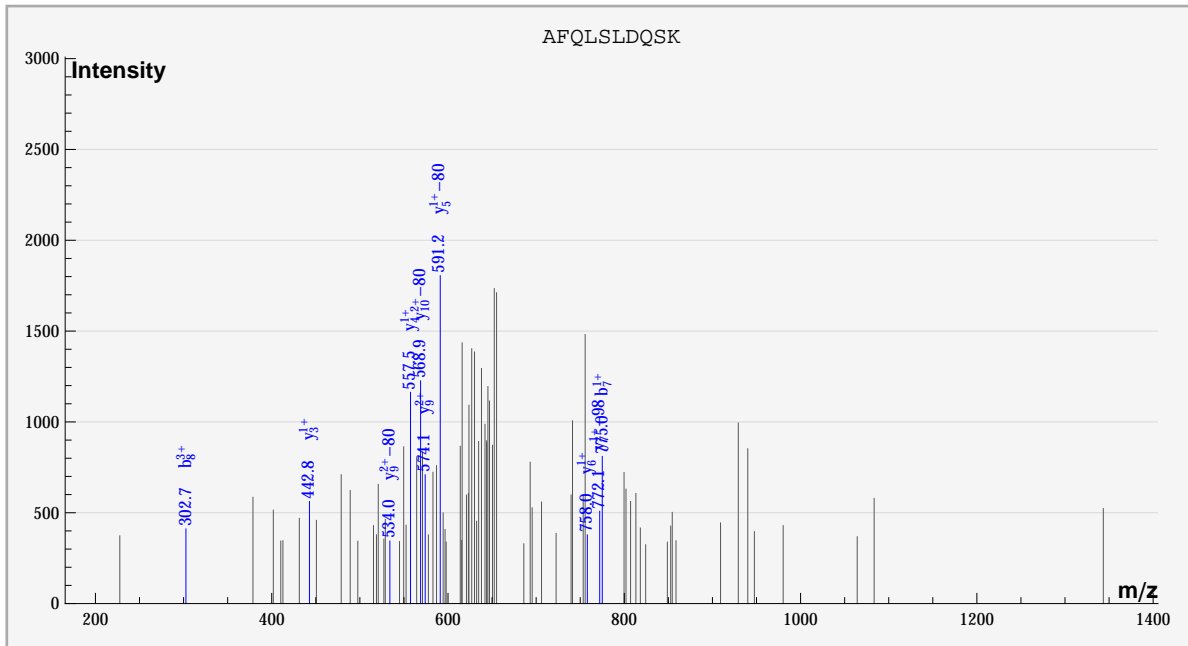
S\_Acido\_new%gil68567802|gb|AAy80731.1| IVSTMSSK%:::PHOS::Oxidation\_M:PHOS:PHOS::%sample\_3%compd\_932



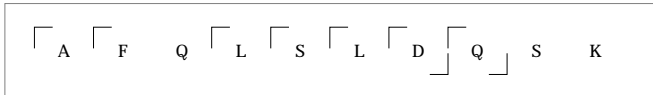
	#	b	b*	#	y	y*	P	P*
I	1							✓
V	2			8		✓		
S	3			7		✓		
T	4	✓	✓	6	✓	✓		
T	5	✓	✓	5	✓	✓		
M	6	✓	✓	4	✓	✓		
S	7		✓	3		✓		
S	8		✓	2		✓		
K	9		✓	1				



dbValid true AFQLSLDQSK PHOS(1) 2. 607. 1.7841 4.96667 100. ? 2472.  
 S\_Acido\_new%gi|68567269|gb|AAY80198.1| AFQLSLDQSK%:.....PHOS::%sample\_3%compd\_1144

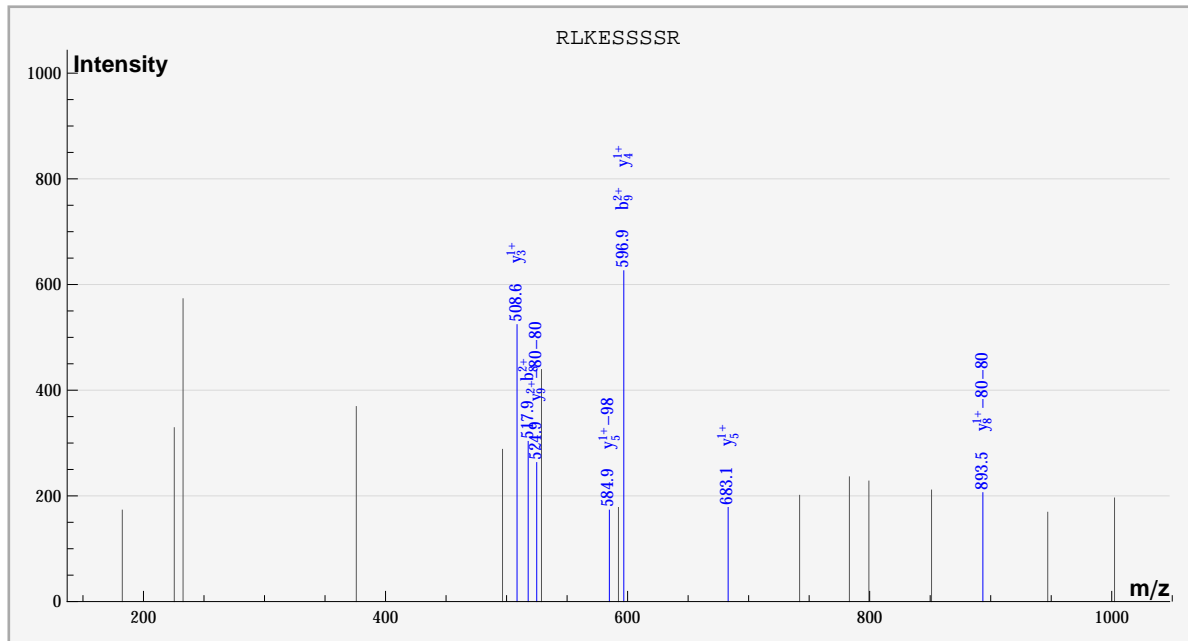


	#	b	b*	#	y	y*	P	P*
A	1							✓
F	2			9	✓	✓		
Q	3			8				
L	4			7		✓		
S	5			6	✓			
L	6			5		✓		
D	7	✓		4	✓			
Q	8	✓		3	✓			
S	9			2				
K	10			1				



dbValid true RLKESSSSR PHOS(2) 2. 607. -1.74516 5.57389 100. ? 5316.

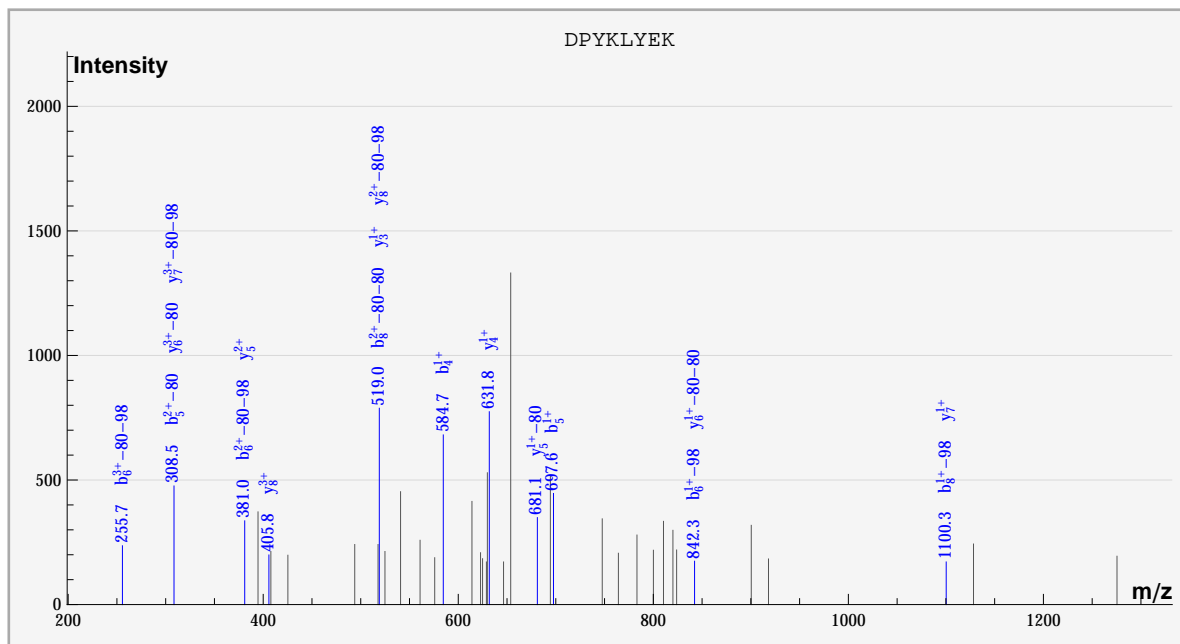
S\_Acido\_new%gi|68567995|gb|AAY80924.1| RLKESSSSR%:::::::PHOS:PHOS::%sample\_3%compd\_3731



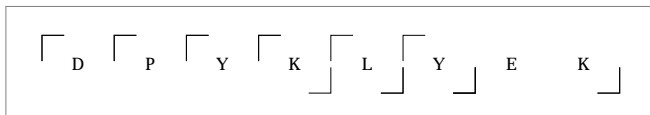
	#	b	b*	#	y	y*	P	P*
R	1							✓
L	2			8		✓		
K	3			7				
E	4			6				
S	5			5	✓	✓		
S	6			4	✓			
S	7			3	✓			
S	8	✓		2				
R	9	✓		1				



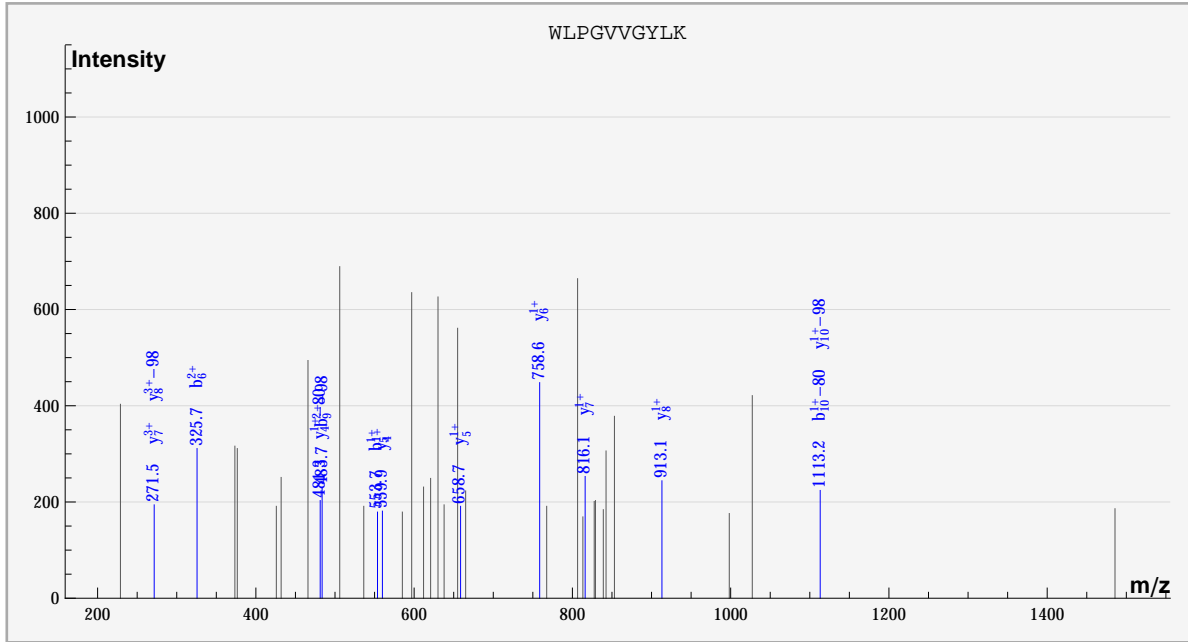
dbValid true DPYKLYEK PHOS(2) 2. 608. 0.240332 5.25455 100. ? 4002.  
 S\_Acido\_new%gi|68567810|gb|AAY80739.1| DPYKLYEK%:::PHOS:::PHOS:::%sample\_3%compd\_2550



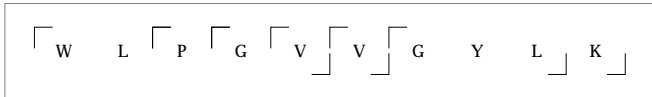
	#	b	b*	#	y	y*	P	P*
D	1						✓	✓
P	2			7	✓	✓		
Y	3			6		✓		
K	4	✓		5	✓	✓		
L	5	✓	✓	4	✓			
Y	6		✓	3	✓			
E	7			2				
K	8		✓	1				



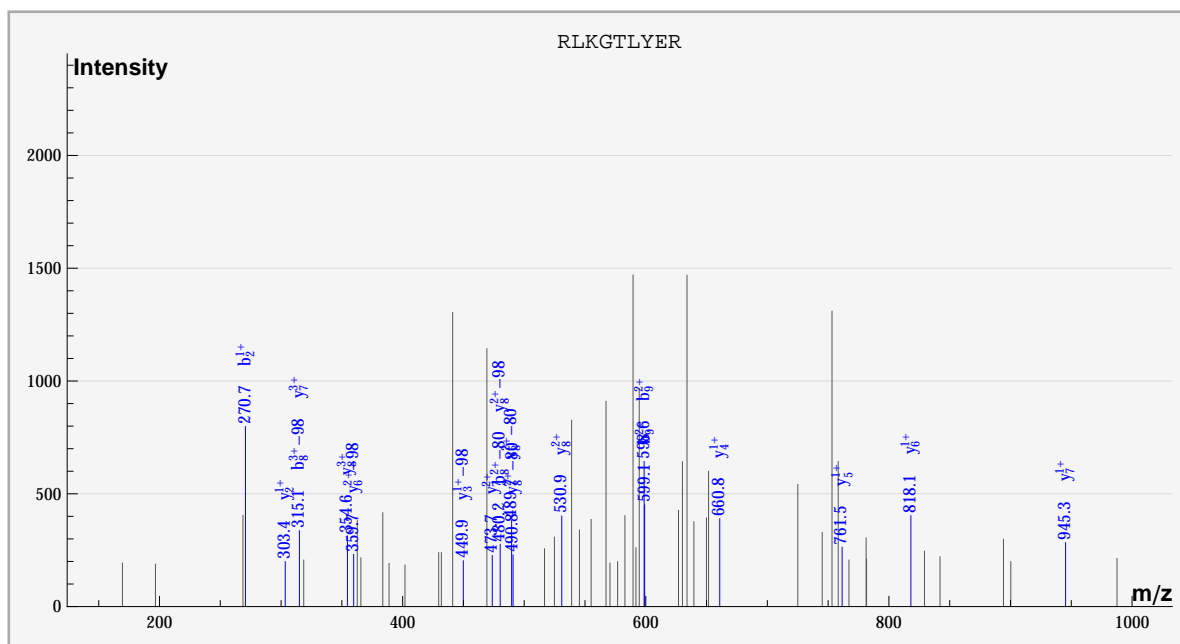
dbValid true WLPGVVGYLK PHOS(1) 2. 608. -1.68517 5.0799 100. ? 4146.  
 S\_Acido\_new%gi|68568253|gb|AAy81182.1| WLPGVVGYLK%::::::PHOS:::sample\_3%compd\_2683



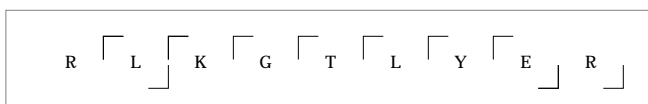
	#	b	b*	#	y	y*	P	P*
W	1							✓
L	2			9				
P	3			8	✓	✓		
G	4			7	✓			
V	5	✓		6	✓			
V	6	✓		5	✓			
G	7			4	✓	✓		
Y	8			3				
L	9		✓	2				
K	10		✓	1				



dbValid true RLKGTLYER PHOS(1) 2. 609. -0.684103 5.22921 100. ? 1680.  
 S\_Acido\_new%gi|68568218|gb|AAY81147.1| RLKGTLYER%:::::PHOS:::sample\_3%cmpd\_417



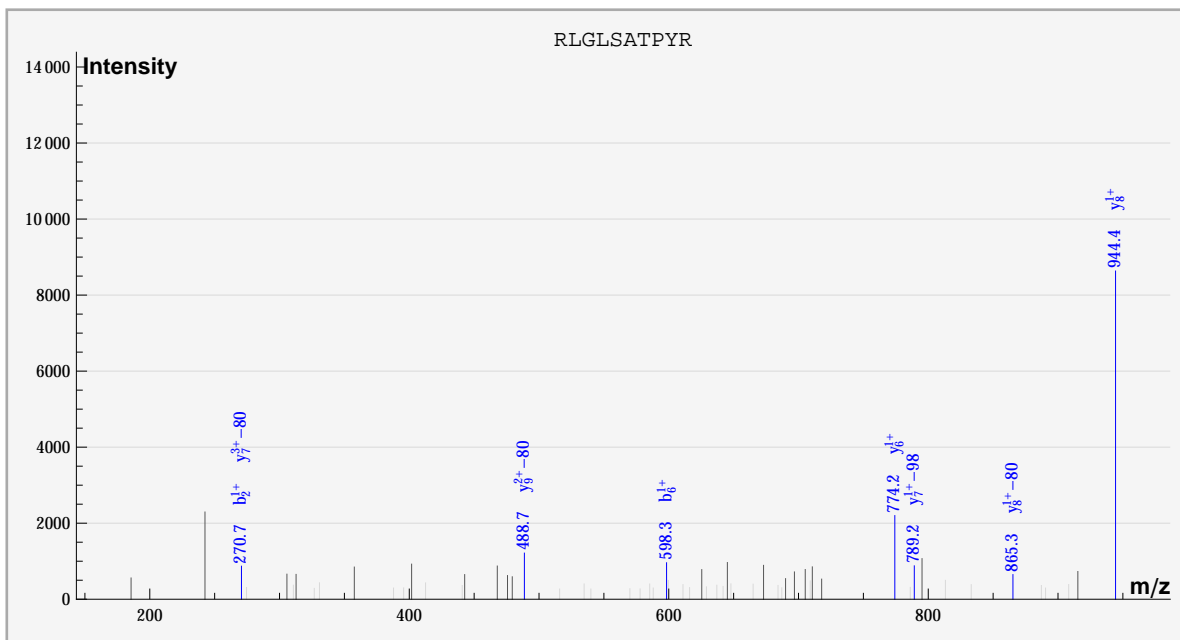
	#	b	b*	#	y	y*	P	P*
R	1							
L	2	✓		8	✓	✓		
K	3			7	✓			
G	4			6	✓	✓		
T	5			5	✓			
L	6			4	✓			
Y	7			3		✓		
E	8		✓	2	✓			
R	9	✓		1				



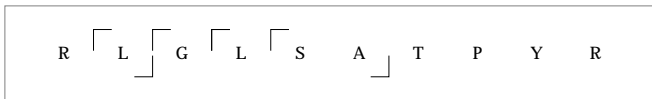


dbValid true RLGLSATPYR PHOS(1) 2. 609. -1.69193 6.0844 100. ? 1800.

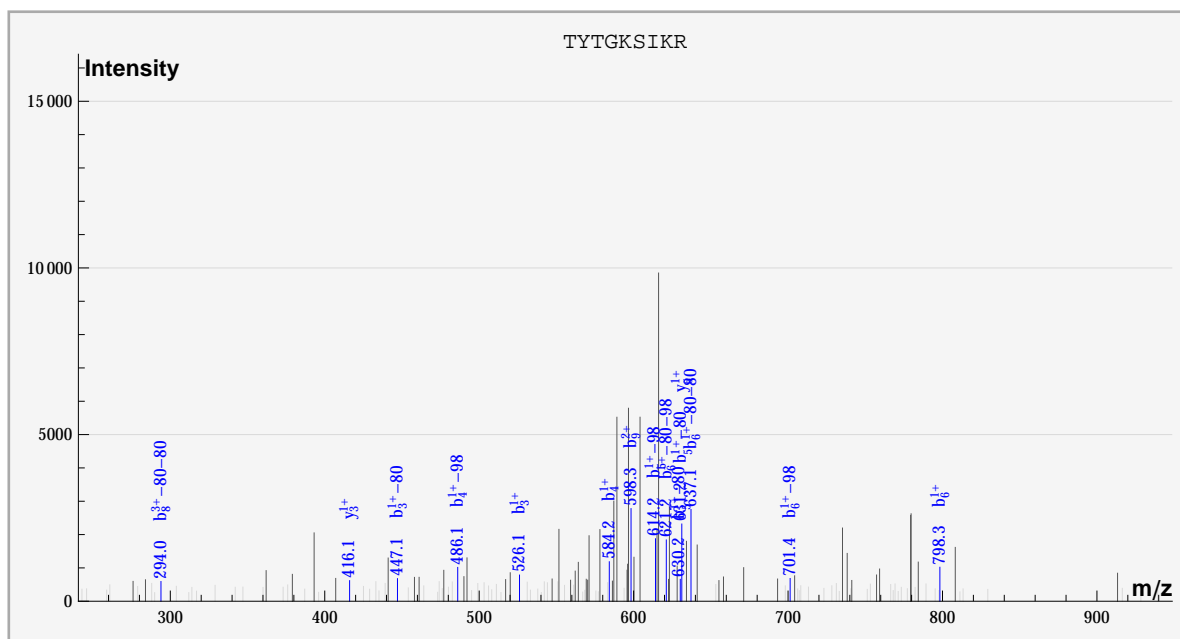
S\_Acido\_new%gi|68567732|gb|AAY80661.1| RLGLSATPYR%:::PHOS:::sample\_3%compd\_527



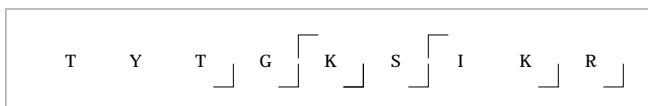
	#	b	b*	#	y	y*	P	P*
R	1							
L	2	✓		9		✓		
G	3			8	✓	✓		
L	4			7		✓		
S	5			6	✓			
A	6	✓		5				
T	7			4				
P	8			3				
Y	9			2				
R	10			1				



dbValid true TYTGKSIKR PHOS(2) 2. 609. -1.7275 5.23688 100. ? 2340.  
 S\_Acido\_new%gi|68568628|gb|AA81557.1| TYTGKSIKR%:PHOS:PHOS:.....:sample\_1%compd\_993

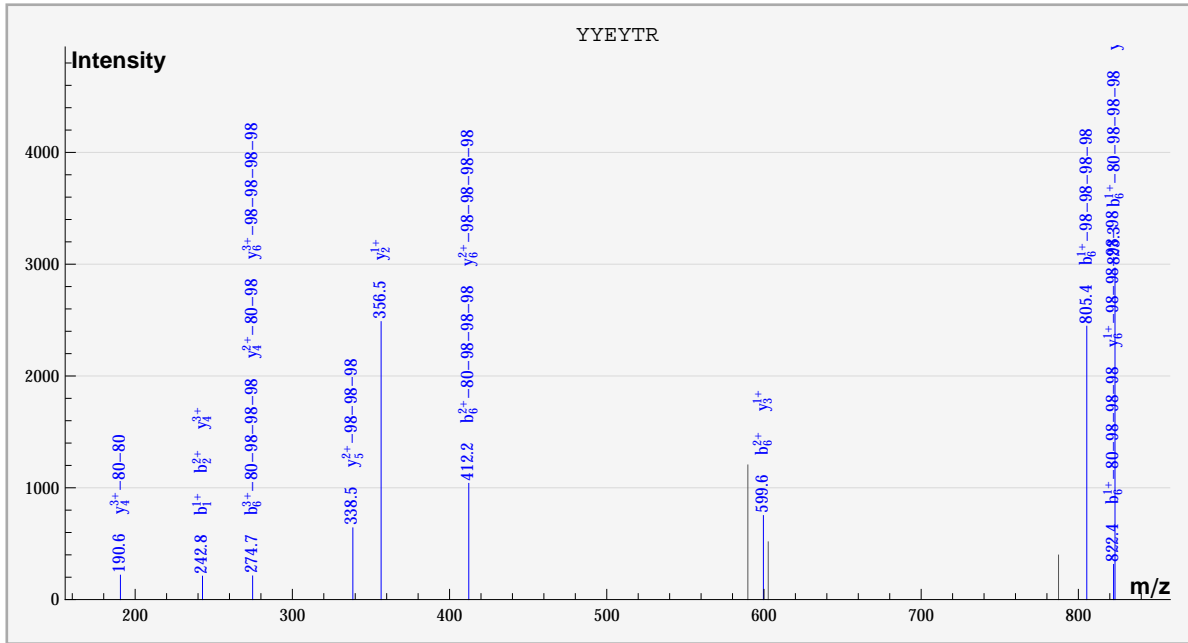


	#	b	b*	#	y	y*	P	P*
T	1							
Y	2			8				
T	3	✓	✓	7				
G	4	✓	✓	6				
K	5		✓	5	✓			
S	6	✓	✓	4				
I	7			3	✓			
K	8		✓	2				
R	9	✓		1				

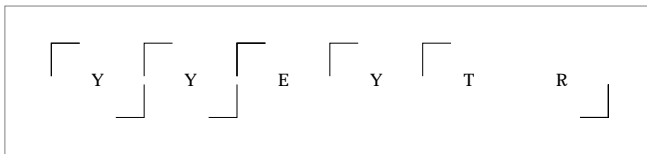


dbValid true YYEYTR PHOS(4) 2. 609. -1.36415 4.83814 100. ? 4974.

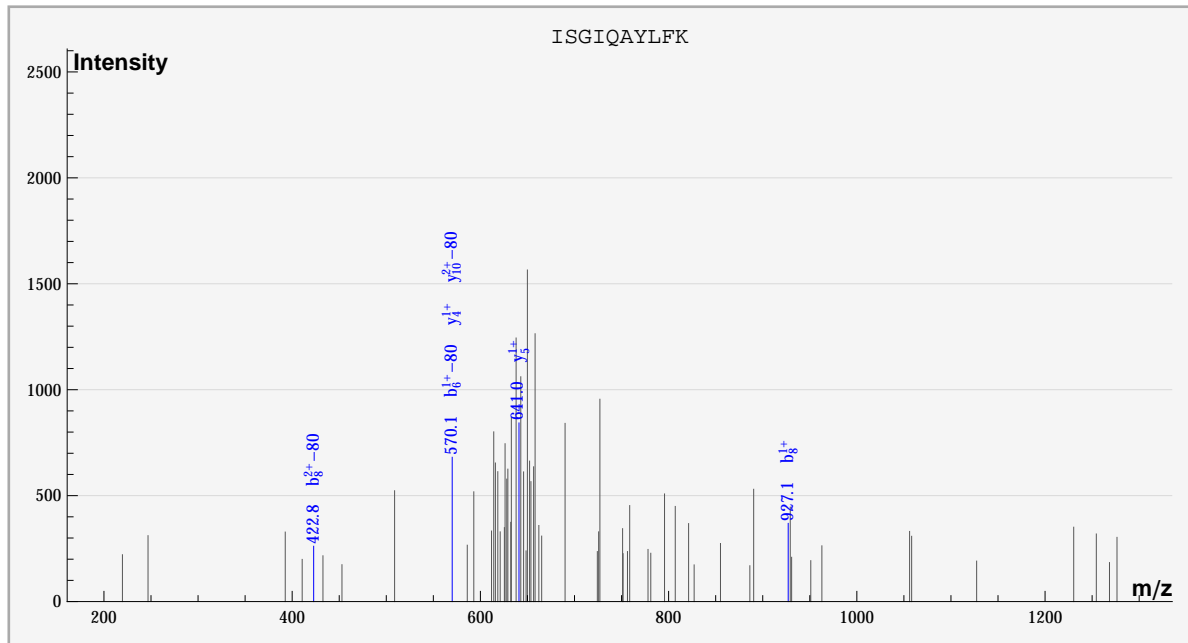
S\_Acido\_new%gi|68566863|gb|AAY79792.1| YYEYTR%:PHOS:PHOS:PHOS:PHOS::%sample\_3%cmpd\_3195



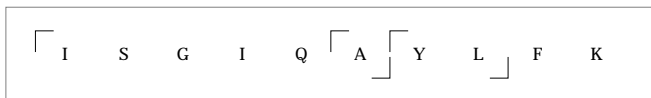
	#	b	b*	#	y	y*	P	P*
Y	1	✓						✓
Y	2	✓		5		✓		
E	3			4	✓	✓		
Y	4			3	✓			
T	5			2	✓			
R	6	✓	✓	1				



dbValid true ISGIQAYLFK PHOS(1) 2. 610. 0.309747 5.09722 100. ? 2580.  
 S\_Acido\_new%gil68567236|gb|AAY80165.1| ISGIQAYLFK%::PHOS:::sample\_0%compd\_1236

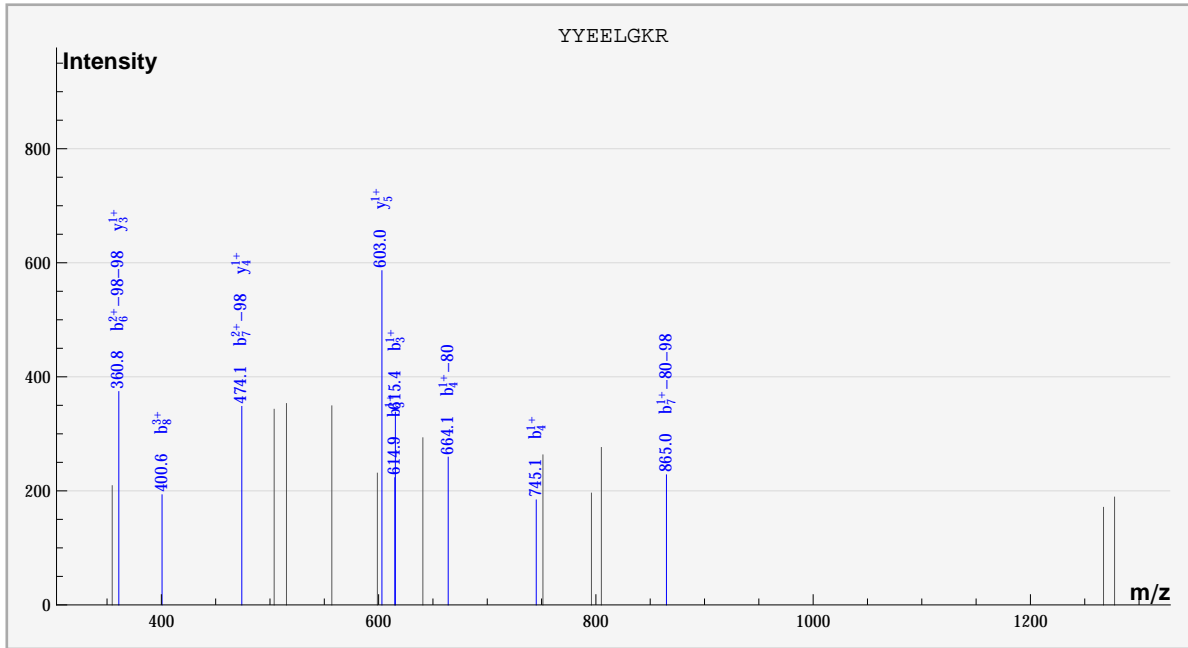


	#	b	b*	#	y	y*	P	P*
I	1							✓
S	2			9				
G	3			8				
I	4			7				
Q	5			6				
A	6	✓		5	✓			
Y	7			4	✓			
L	8	✓	✓	3				
F	9			2				
K	10			1				

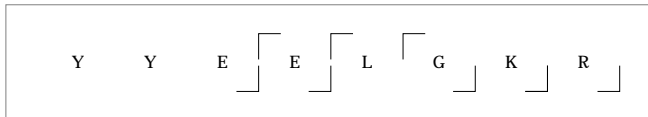


dbValid true YYEELGKR PHOS(2) 2. 611. -1.76442 5.38666 100. ? 12.

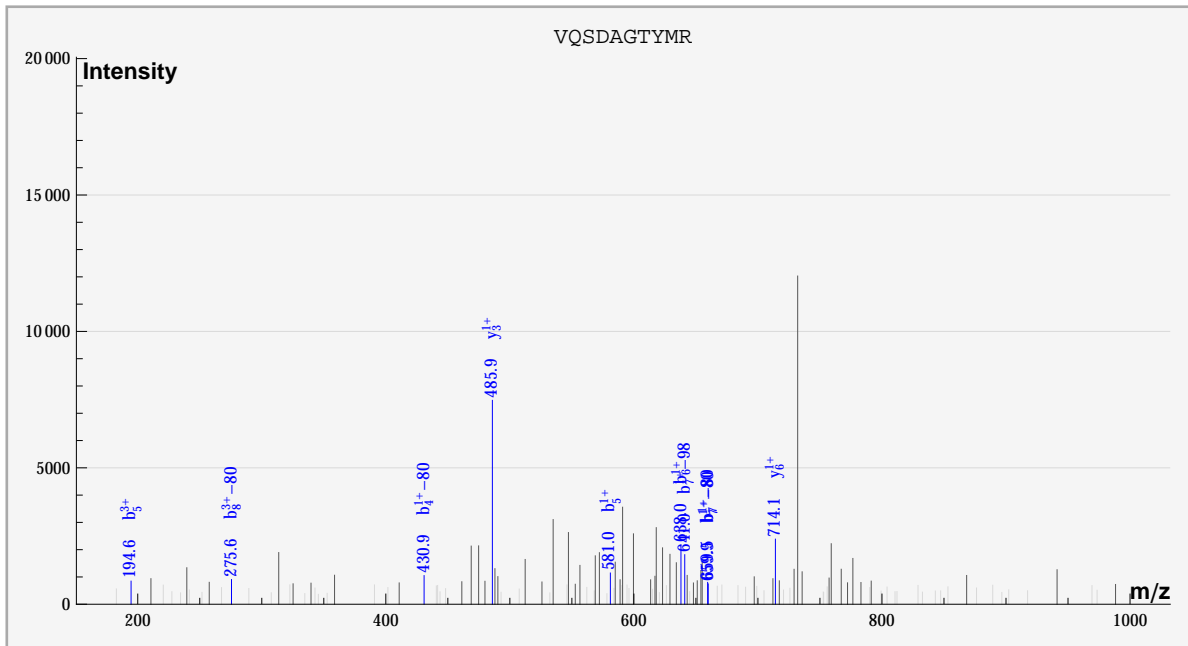
S\_Acido\_new%gi|68568044|gb|AA80973.1| YYEELGKR%:PHOS:PHOS:::sample\_0%cmpd\_1090



	#	b	b*	#	y	y*	P	P*
Y	1							
Y	2			7				
E	3	✓		6				
E	4	✓	✓	5	✓			
L	5			4	✓			
G	6		✓	3	✓			
K	7		✓	2				
R	8	✓		1				



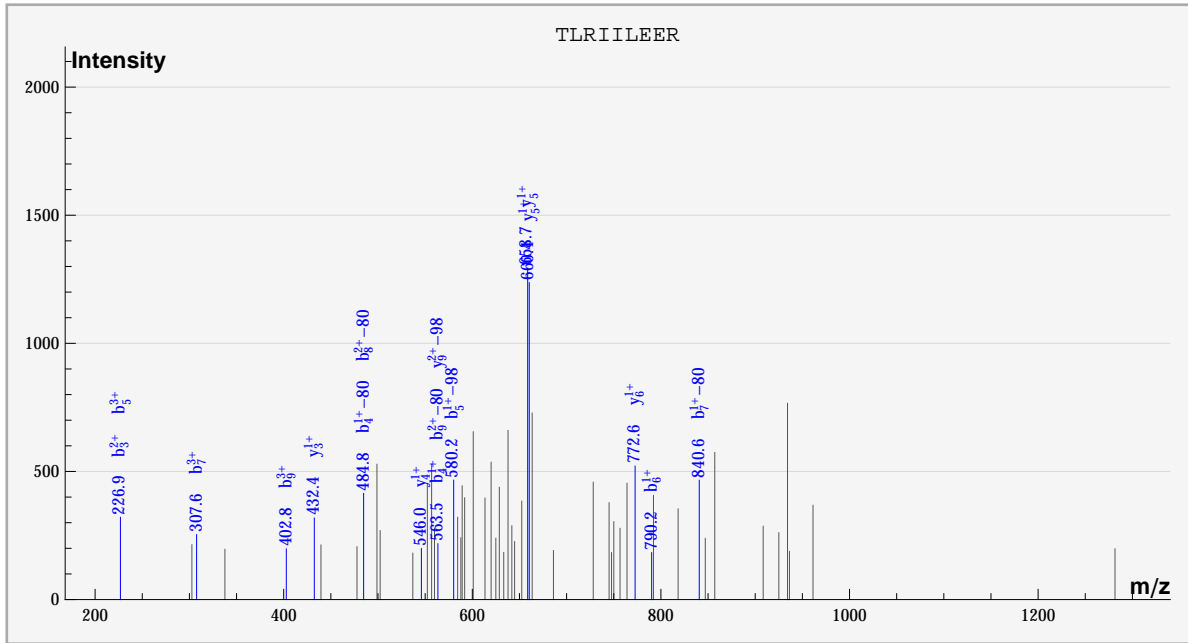
dbValid true VQSDAGTYMR Oxidation\_M(1),PHOS(1) 2. 611. 1.24174 5.14811 100. ? 2268.  
 S\_Acido\_new%gil68567250|gb|AAY80179.1| VQSDAGTYMR%:::PHOS:::Oxidation\_M:::sample\_0%compd\_949



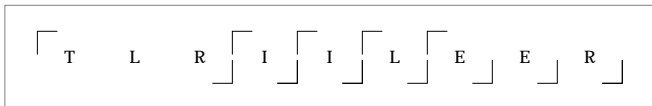
	#	b	b*	#	y	y*	P	P*
V	1							
Q	2			9				
S	3			8				
D	4		✓	7				
A	5	✓		6	✓			
G	6	✓		5				
T	7		✓	4				
Y	8		✓	3	✓			
M	9			2				
R	10			1				

V Q S D A G T Y M R

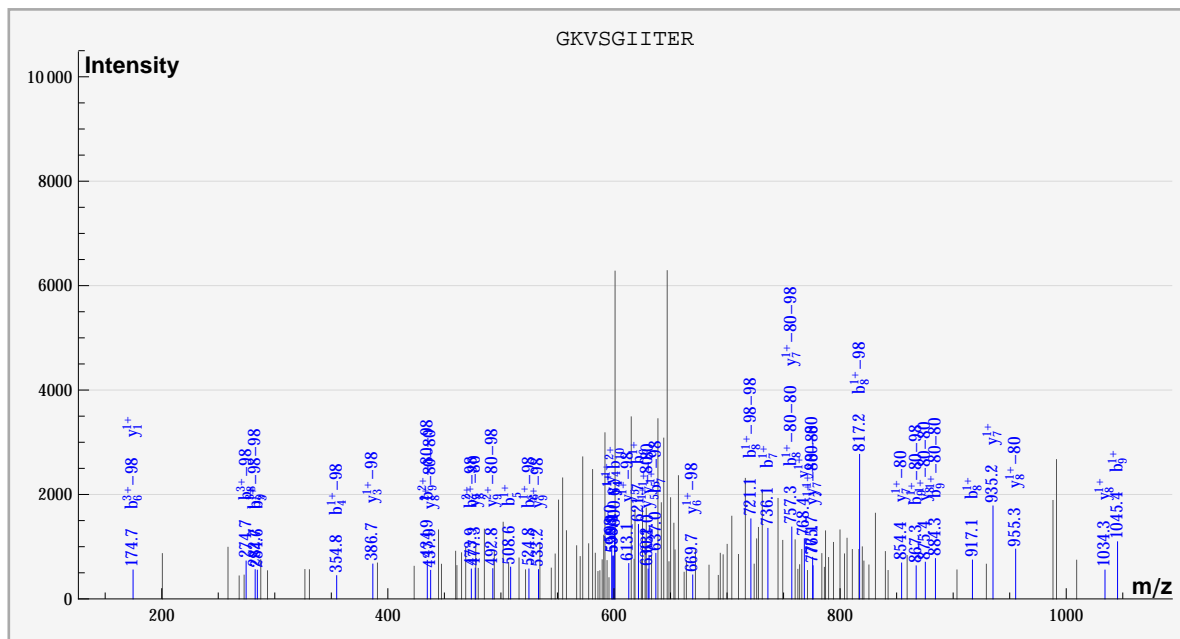
dbValid true TLRILEER PHOS(1) 2. 611. 0.831377 5.52996 100. ? 3888.  
 S\_Acido\_new%gi|68567087|gb|AAY80016.1| TLRILEER%:PHOS:.....:sample\_0%compd\_2430



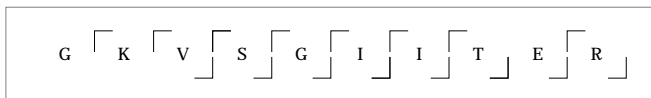
	#	b	b*	#	y	y*	P	P*
T	1							✓
L	2			8				
R	3	✓		7				
I	4	✓	✓	6	✓			
I	5	✓	✓	5	✓			
L	6	✓		4	✓			
E	7	✓	✓	3	✓			
E	8		✓	2				
R	9	✓	✓	1				



dbValid true GKVSGIITER PHOS(2) 2. 612. -1.72222 5.29102 100. ? 2508.  
 S\_Acido\_new%gil68566545|gb|AA79474.1| GKVSGIITER%::::PHOS::::PHOS::::sample\_0%compd\_1172

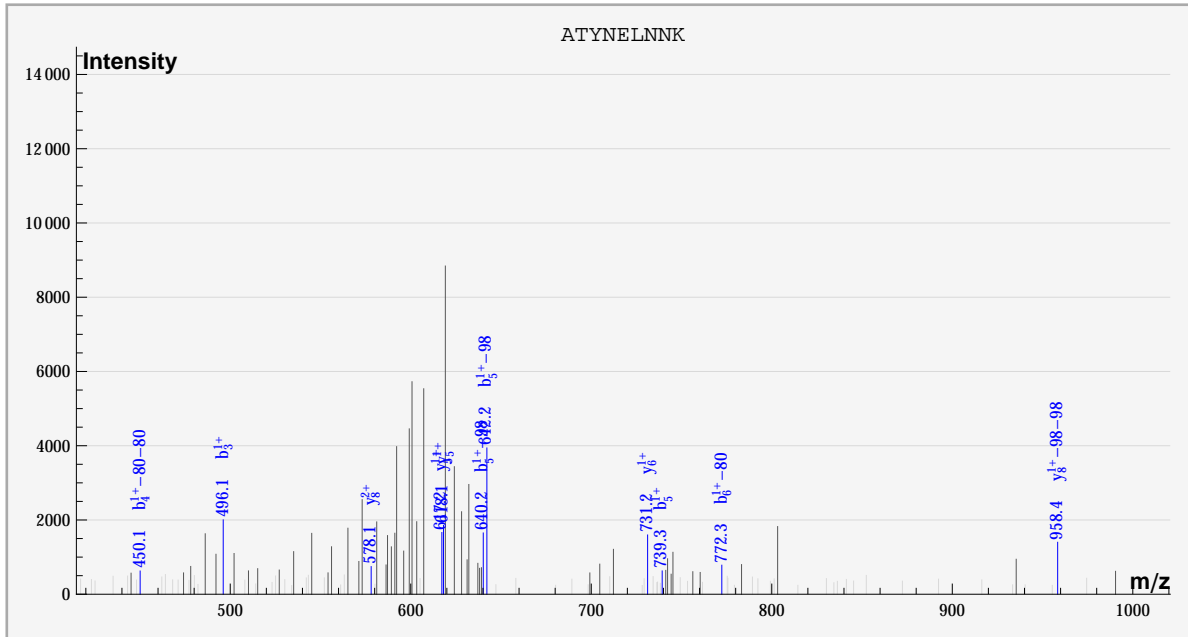


	#	b	b*	#	y	y*	P	P*
G	1							
K	2			9		✓		
V	3	✓		8	✓	✓		
S	4		✓	7	✓	✓		
G	5	✓		6	✓	✓		
I	6	✓	✓	5		✓		
I	7	✓	✓	4	✓			
T	8	✓	✓	3		✓		
E	9	✓	✓	2				
R	10	✓		1	✓			

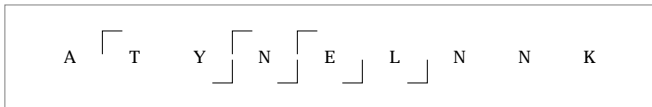




dbValid true ATYNELNNK PHOS(2) 2. 612. 1.72813 4.99817 100. ? 2568.  
 S\_Acido\_new%gil68568185|gb|AAy81114.1| ATYNELNNK%::PHOS:PHOS:.....%sample\_2%cmpd\_1173

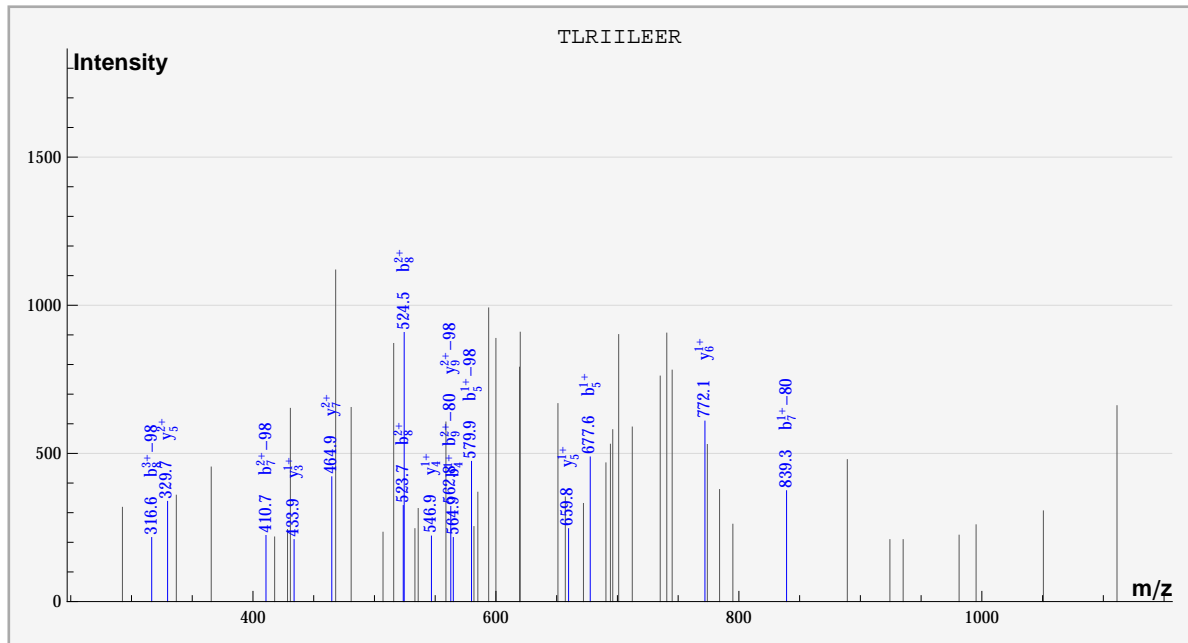


	#	b	b*	#	y	y*	P	P*
A	1							
T	2			8	✓	✓		
Y	3	✓		7				
N	4		✓	6	✓			
E	5	✓	✓	5	✓			
L	6		✓	4				
N	7			3				
N	8			2				
K	9			1				

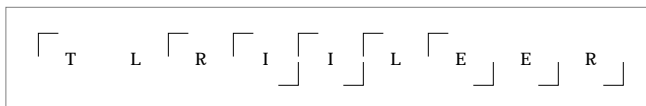




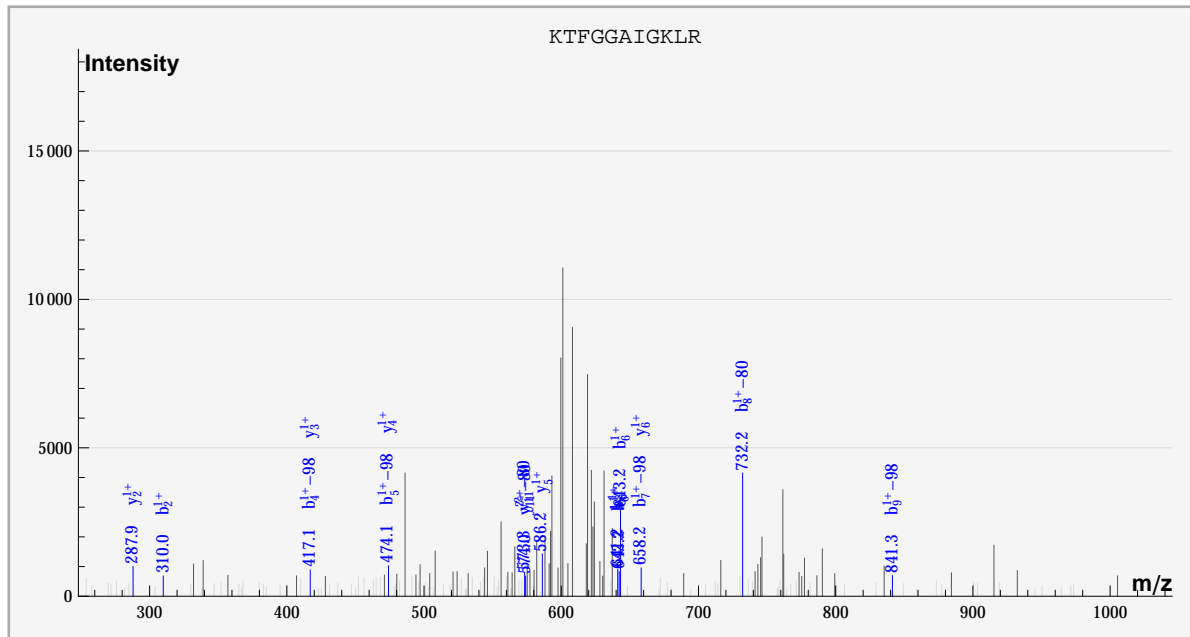
dbValid true TLRILEER PHOS(1) 2. 613. -1.16862 5.1095 100. ? 1560.  
 S\_Acido\_new%gi|68567087|gb|AAY80016.1| TLRILEER%:PHOS:::sample\_0%cmpd\_300



	#	b	b*	#	y	y*	P	P*
T	1							✓
L	2			8				
R	3			7	✓			
I	4	✓		6	✓			
I	5	✓	✓	5	✓			
L	6			4	✓			
E	7		✓	3	✓			
E	8	✓	✓	2				
R	9		✓	1				



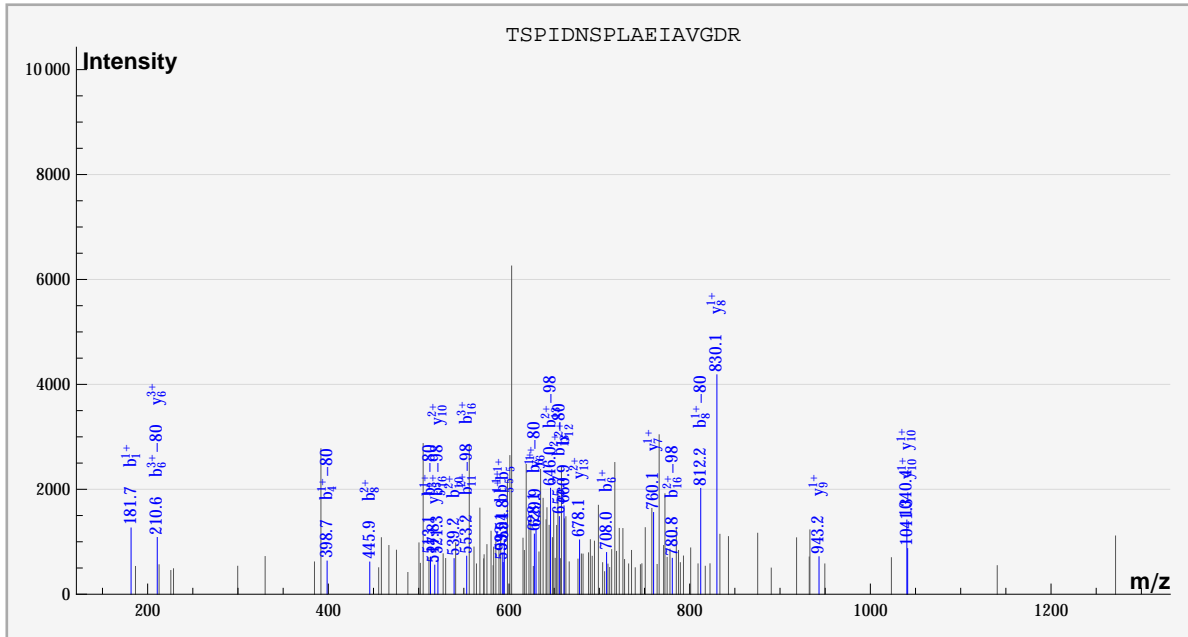
dbValid true KTFGGAIGKLR PHOS(1) 2. 613. 1.33408 5.04331 100. ? 2304.  
 S\_Acido\_new%gi|68567430|gb|AA80359.1| KTFGGAIGKLR%::PHOS:::sample\_2%cmpd\_945



	#	b	b*	#	y	y*	P	P*
K	1							✓
T	2	✓		10				
F	3			9				
G	4		✓	8				
G	5		✓	7				
A	6	✓		6	✓			
I	7		✓	5	✓			
G	8		✓	4	✓			
K	9		✓	3	✓			
L	10			2	✓			
R	11			1				

[ K T ] F G ] G ] A ] I ] G ] K ] L R

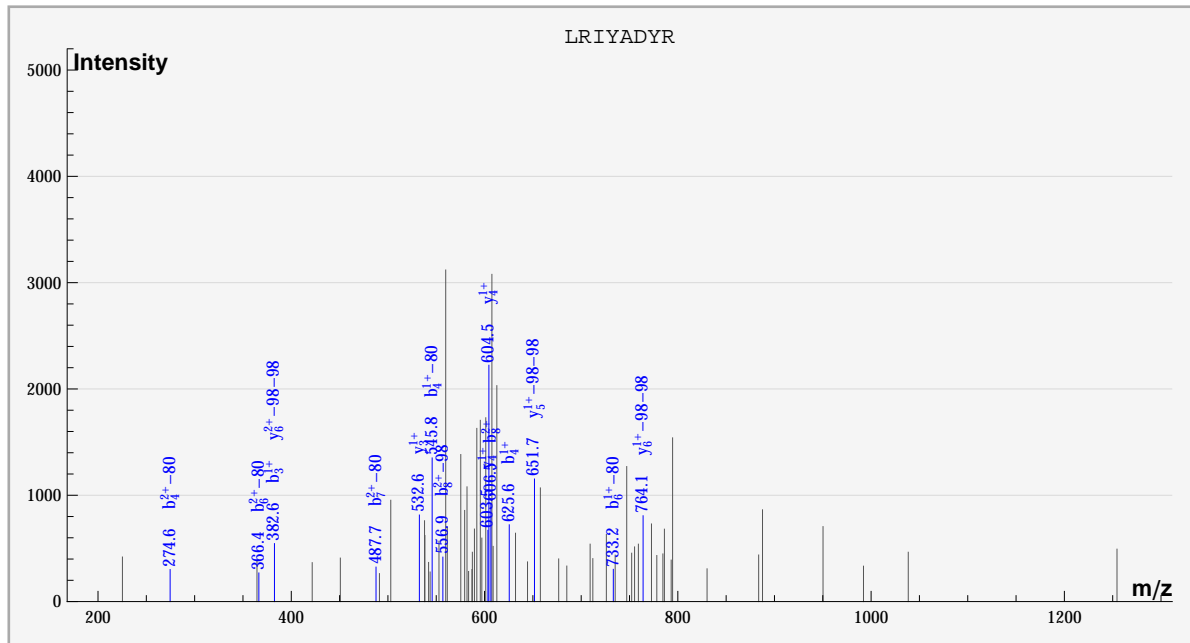
dbValid true TSPIDNSPLAEIavgDR PHOS(1) 3. 614. -1.70908 5.05032 100. ? 3198.  
 S\_Acido\_new%gi|68568234|gb|AAy81163.1| TSPIDNSPLAEIavgDR%:PHOS:.....%sample\_0%cmpd\_1803



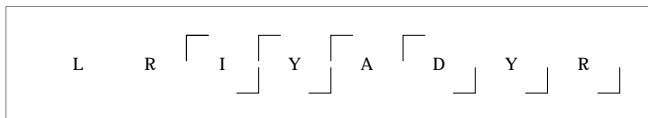
	#	b	b*	#	y	y*	P	P*
T	1	✓						
S	2			16				
P	3			15				
I	4		✓	14				
D	5	✓	✓	13	✓			
N	6	✓	✓	12				
S	7			11				
P	8	✓	✓	10	✓			
L	9			9	✓			
A	10	✓		8	✓			
E	11		✓	7	✓			
I	12	✓		6	✓			
A	13		✓	5	✓			
V	14			4				
G	15			3				
D	16	✓	✓	2				
R	17			1				

T S P I D N S P L A E I A V G D R

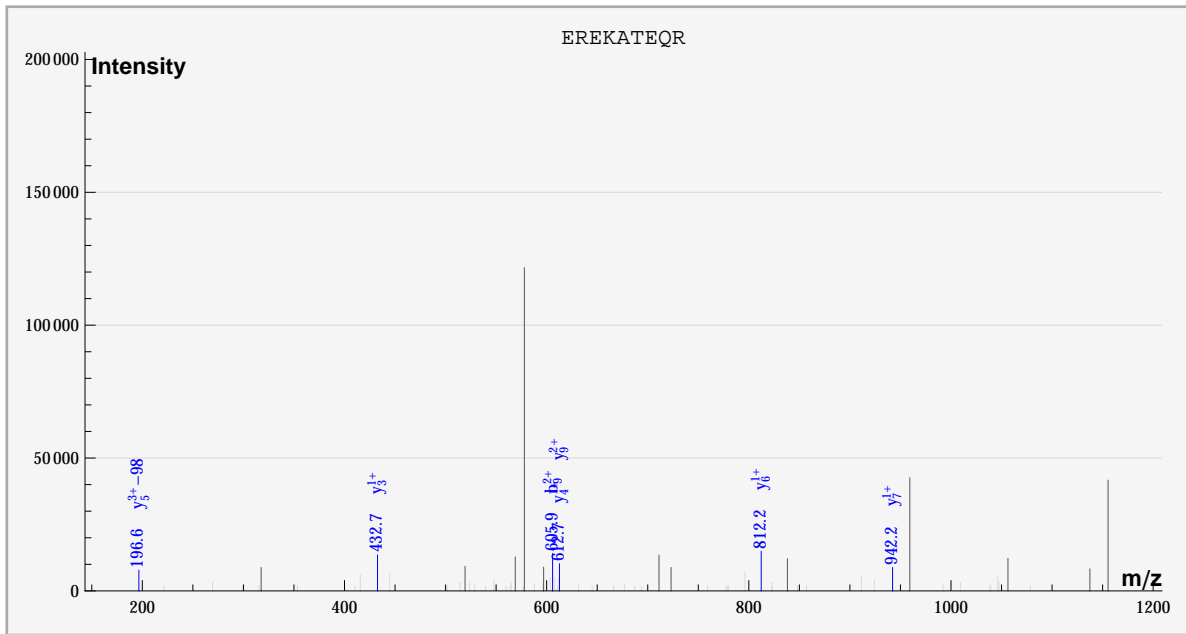
dbValid true LRIYADYR PHOS(2) 2. 614.52 0.739392 5.31104 100. ? 1362.  
 S\_Acido\_new%gii68567067|gb|AAY79996.1| LRIYADYR%:::PHOS:::PHOS:::sample\_1%cmpd\_135



	#	b	b*	#	y	y*	P	P*
L	1							
R	2			7				
I	3	✓		6		✓		
Y	4	✓	✓	5		✓		
A	5			4	✓			
D	6		✓	3	✓			
Y	7		✓	2				
R	8	✓	✓	1				



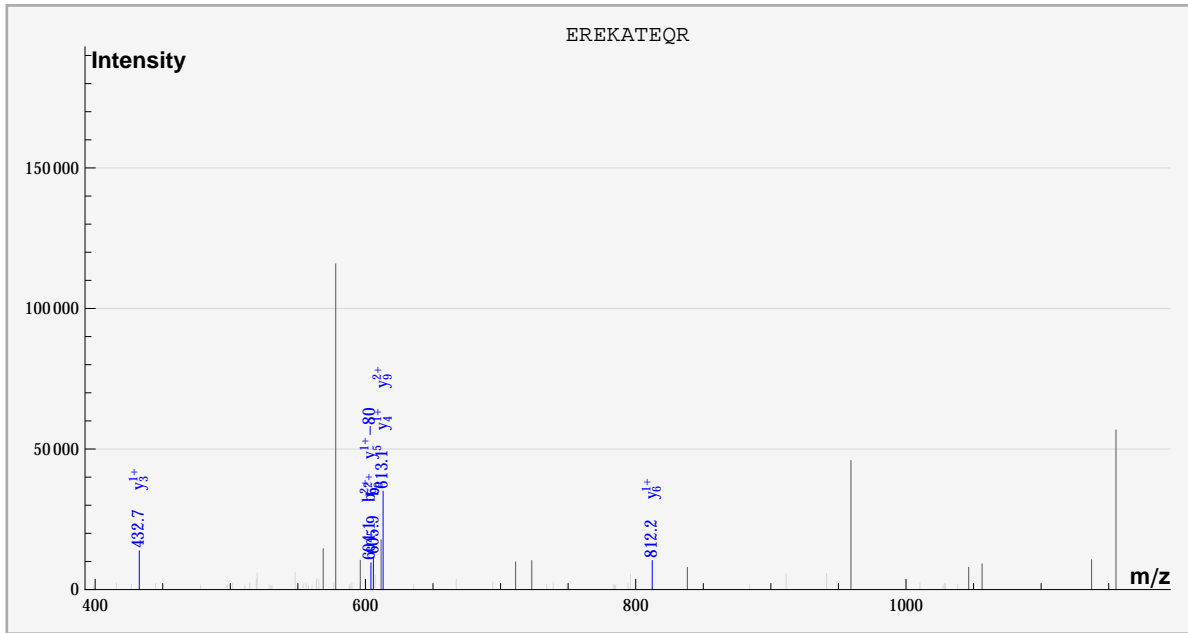
dbValid true EREKATEQR PHOS(1) 2. 614.85 -1.07012 5.72615 100. ? 1470.  
 S\_Acido\_new%gi|68567574|gb|AAY80503.1| EREKATEQR%:::::PHOS:::::sample\_1%compd\_210



	#	b	b*	#	y	y*	P	P*
E	1						✓	
R	2			8				
E	3			7	✓			
K	4			6	✓			
A	5			5		✓		
T	6			4	✓			
E	7			3	✓			
Q	8			2				
R	9	✓		1				

┌ E R E K A T E Q R ┐

dbValid true EREKATEQR PHOS(1) 2. 615.04 -1.26012 5.30323 100. ? 1530.  
 S\_Acido\_new%gi|68567574|gb|AAY80503.1| EREKATEQR%:::::PHOS:::::sample\_1%compd\_255

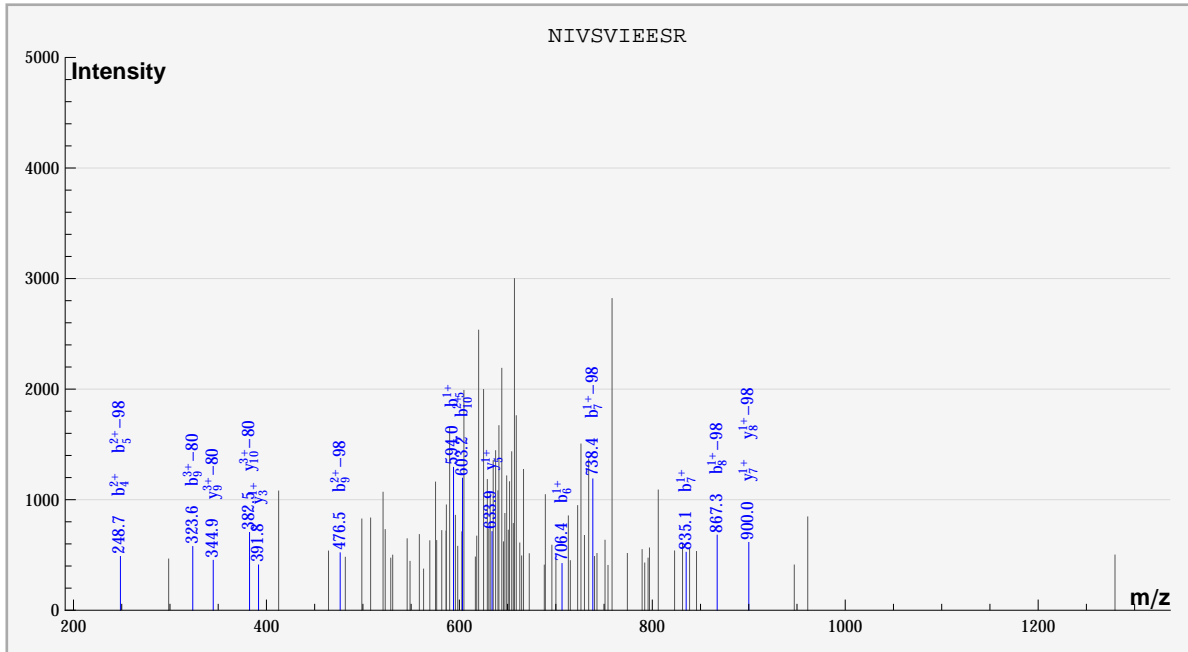


	#	b	b*	#	y	y*	P	P*
E	1						✓	
R	2			8				
E	3			7				
K	4			6	✓			
A	5			5		✓		
T	6			4	✓			
E	7			3	✓			
Q	8			2				
R	9	✓		1				

┌ E R E K A T E Q R ┐



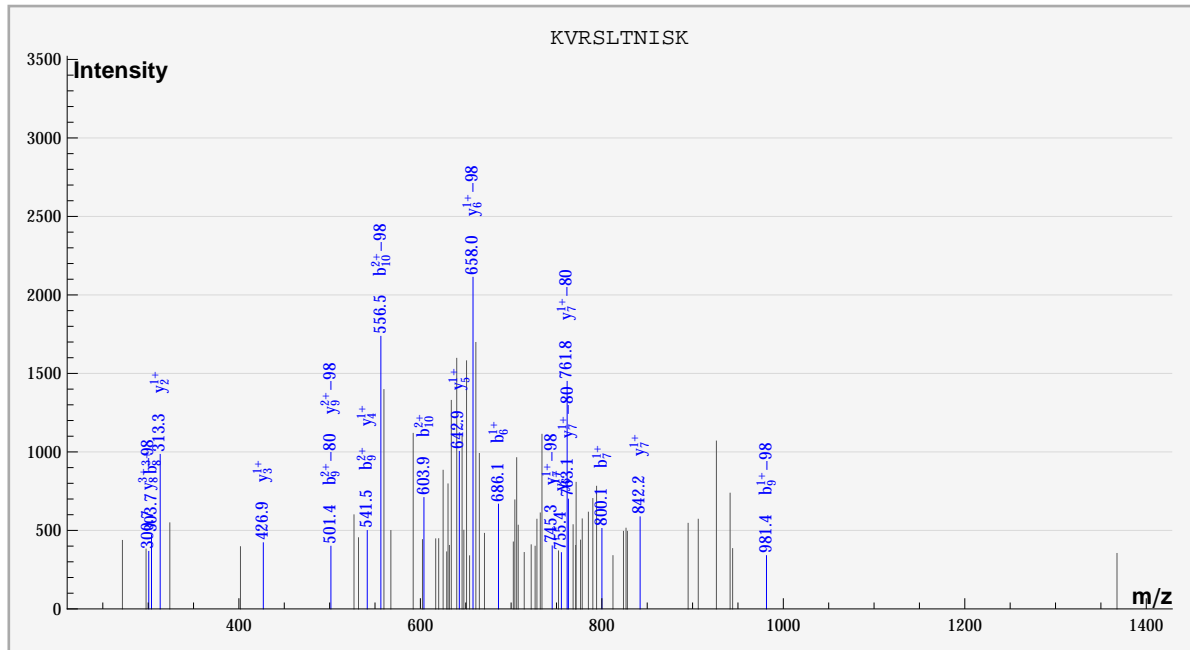
dbValid true NIVSVIEESR PHOS(1) 2. 615. -1.70517 5.06133 100. ? 3294.  
 S\_Acido\_new%gi|68566686|gb|AA79615.1| NIVSVIEESR%:::PHOS:::sample\_0%cmpd\_1892



	#	b	b*	#	y	y*	P	P*
N	1							✓
I	2			9		✓		
V	3			8		✓		
S	4	✓		7	✓			
V	5	✓	✓	6				
I	6	✓		5	✓			
E	7	✓	✓	4				
E	8		✓	3	✓			
S	9		✓	2				
R	10	✓		1				



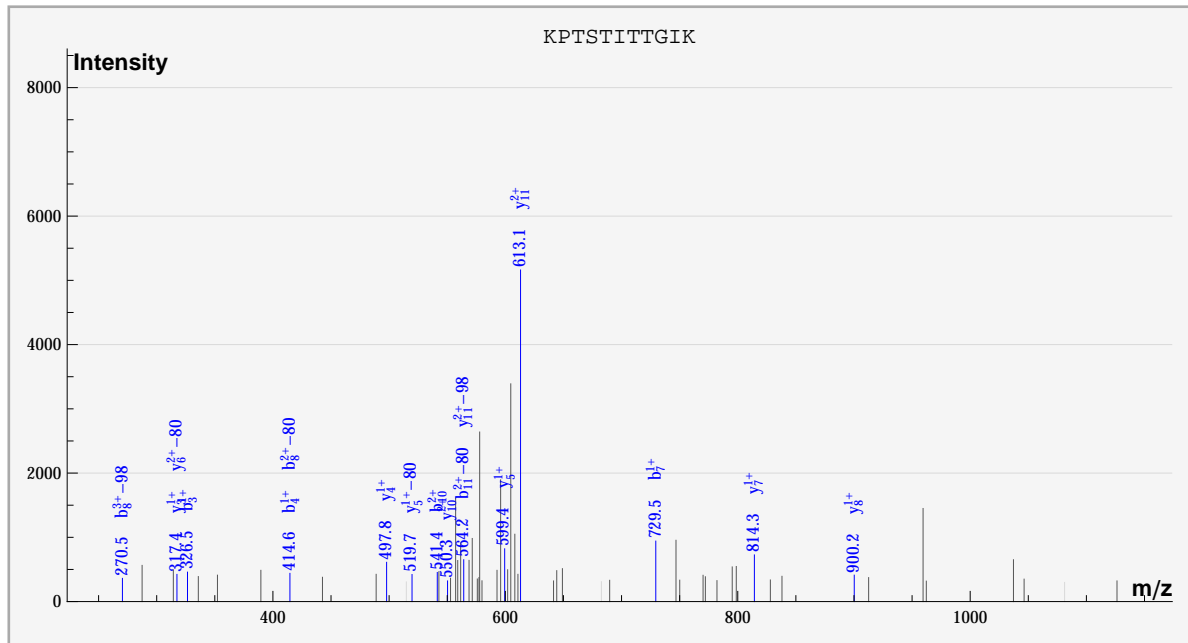
dbValid true KVRSLTNISK PHOS(1) 2. 615. -1.66317 5.16078 100. ? 3474.  
 S\_Acido\_new%gii68567221|gb|AAY80150.1| KVRSLTNISK%:::PHOS::%sample\_0%cmpd\_2058



	#	b	b*	#	y	y*	P	P*
K	1							
V	2			9		✓		
R	3			8		✓		
S	4			7	✓	✓		
L	5			6	✓	✓		
T	6	✓		5	✓			
N	7	✓		4	✓			
I	8	✓		3	✓			
S	9	✓	✓	2	✓			
K	10	✓	✓	1				

K V R S L T N I S K

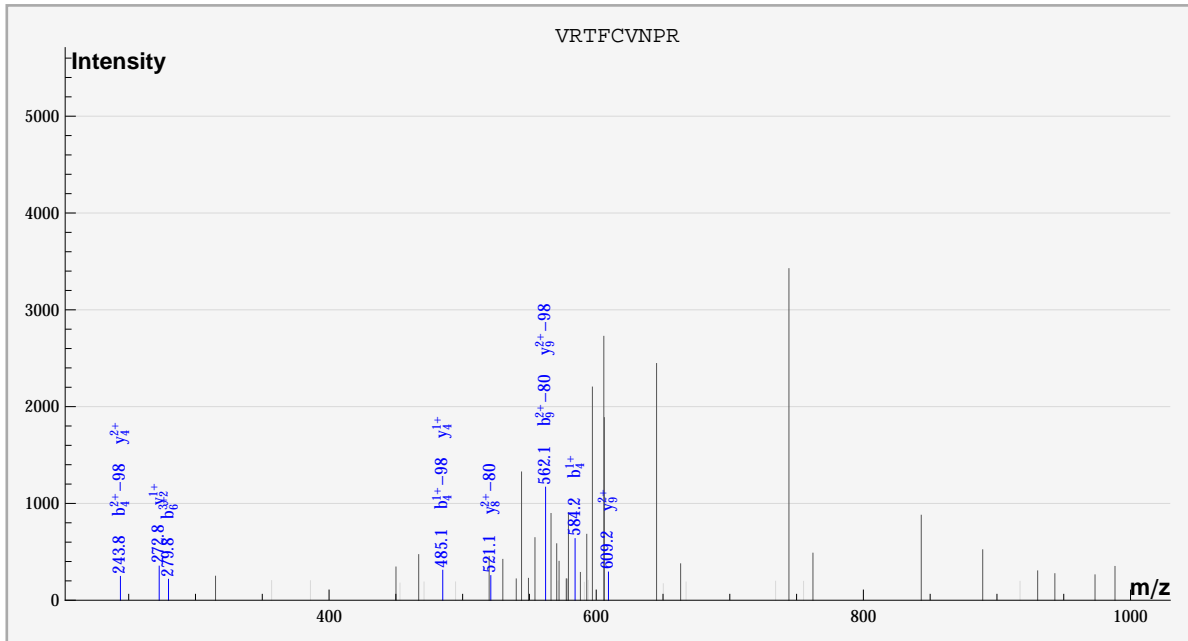
dbValid true KPTSTITTTGIK PHOS(1) 2. 615.1 -1.27678 5.09883 100. ? 1590.  
 S\_Acido\_new%gi|68566915|gb|AAI79844.1| KPTSTITTTGIK%::::::PHOS:::%sample\_1%compd\_304



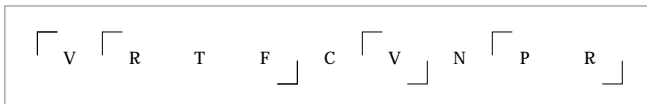
	#	b	b*	#	y	y*	P	P*
K	1						✓	✓
P	2			10	✓			
T	3	✓		9				
S	4	✓		8	✓			
T	5			7	✓			
I	6			6		✓		
T	7	✓		5	✓	✓		
T	8		✓	4	✓			
G	9			3	✓			
I	10	✓		2				
K	11		✓	1				

┌ K ─┐ ┌ P ─┐ T ─┐ S ─┐ T ─┐ I ─┐ T ─┐ T ─┐ G ─┐ I ─┐ K ─┐

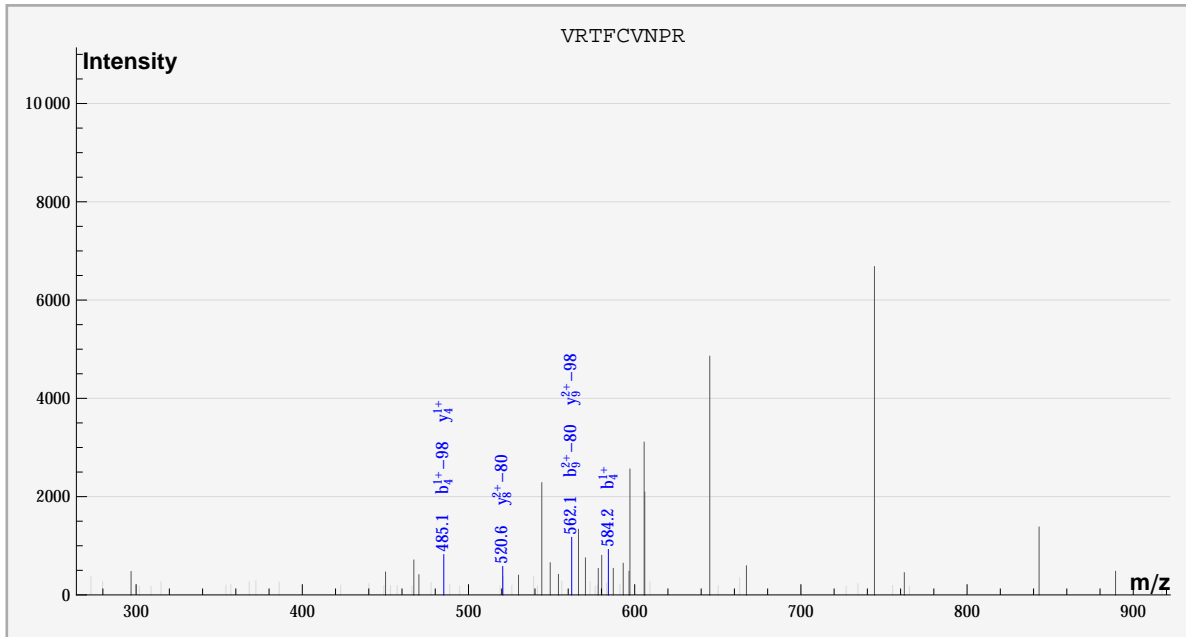
dbValid true VRTFCVNPR Cys\_CAM(1),PHOS(1) 2. 616. -1.21355 5.35023 100. ? 1200.  
 S\_Acido\_new%g|68567160|gb|AAY80089.1| VRTFCVNPR%:::PHOS::Cys\_CAM:::::sample\_2%compd\_3669



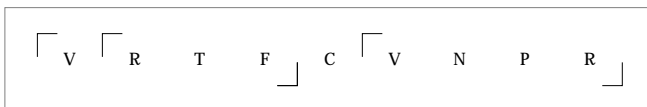
	#	b	b*	#	y	y*	P	P*
V	1						✓	✓
R	2			8		✓		
T	3			7				
F	4	✓	✓	6				
C	5			5				
V	6	✓		4	✓			
N	7			3				
P	8			2	✓			
R	9		✓	1				



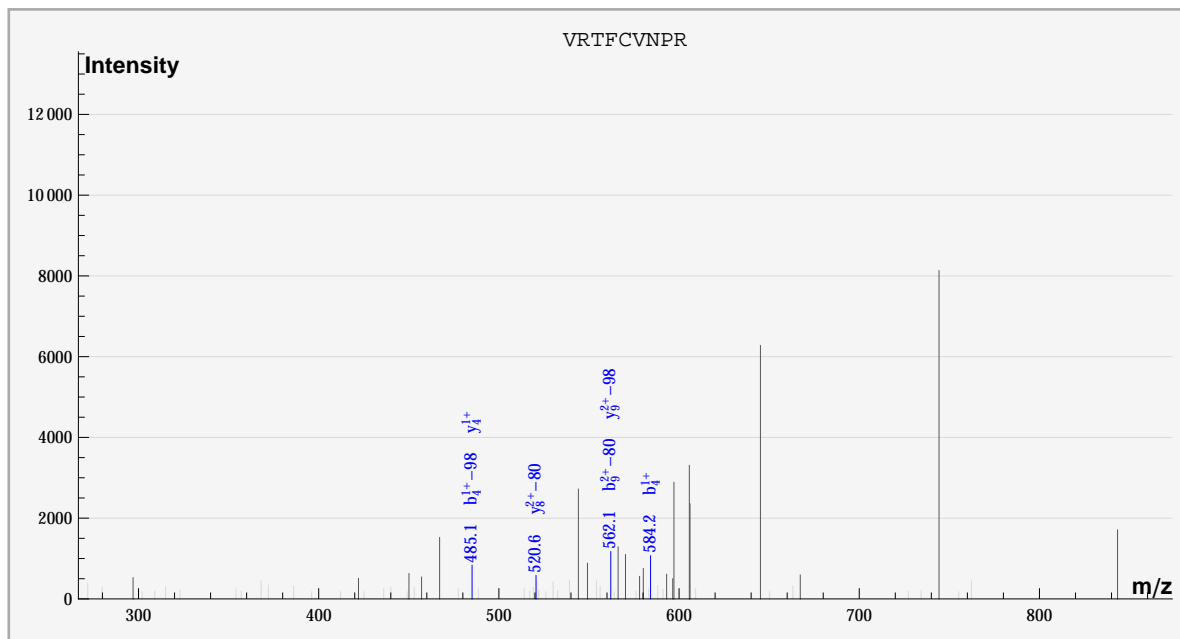
dbValid true VRTFCVNPR Cys\_CAM(1),PHOS(1) 2. 616. -1.21355 6.4097 100. ? 1212.  
 S\_Acido\_new%gil68567160|gb|AAY80089.1| VRTFCVNPR%:::PHOS:::Cys\_CAM:::::%sample\_2%compd\_3679



	#	b	b*	#	y	y*	P	P*
V	1							✓
R	2			8		✓		
T	3			7				
F	4	✓	✓	6				
C	5			5				
V	6			4	✓			
N	7			3				
P	8			2				
R	9		✓	1				



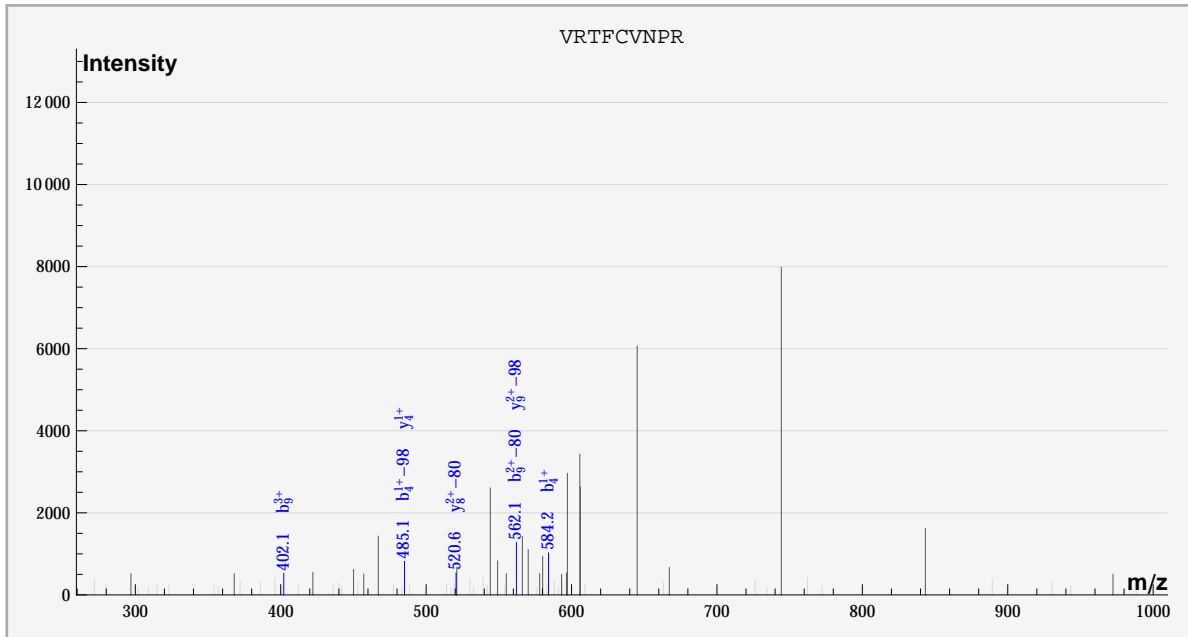
dbValid true VRTFCVNPR Cys\_CAM(1),PHOS(1) 2. 616. -1.21355 6.42377 100. ? 1224.  
 S\_Acido\_new%gi|68567160|gb|AAY80089.1| VRTFCVNPR%::PHOS::Cys\_CAM::::%sample\_2%compd\_9



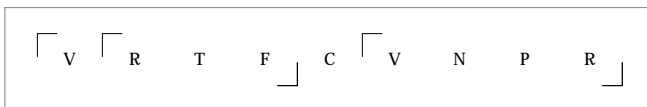
	#	b	b*	#	y	y*	P	P*
V	1							✓
R	2			8		✓		
T	3			7				
F	4	✓	✓	6				
C	5			5				
V	6			4		✓		
N	7			3				
P	8			2				
R	9		✓	1				

┌ V ┌ R T F ┘ C ┌ V N P R ┘

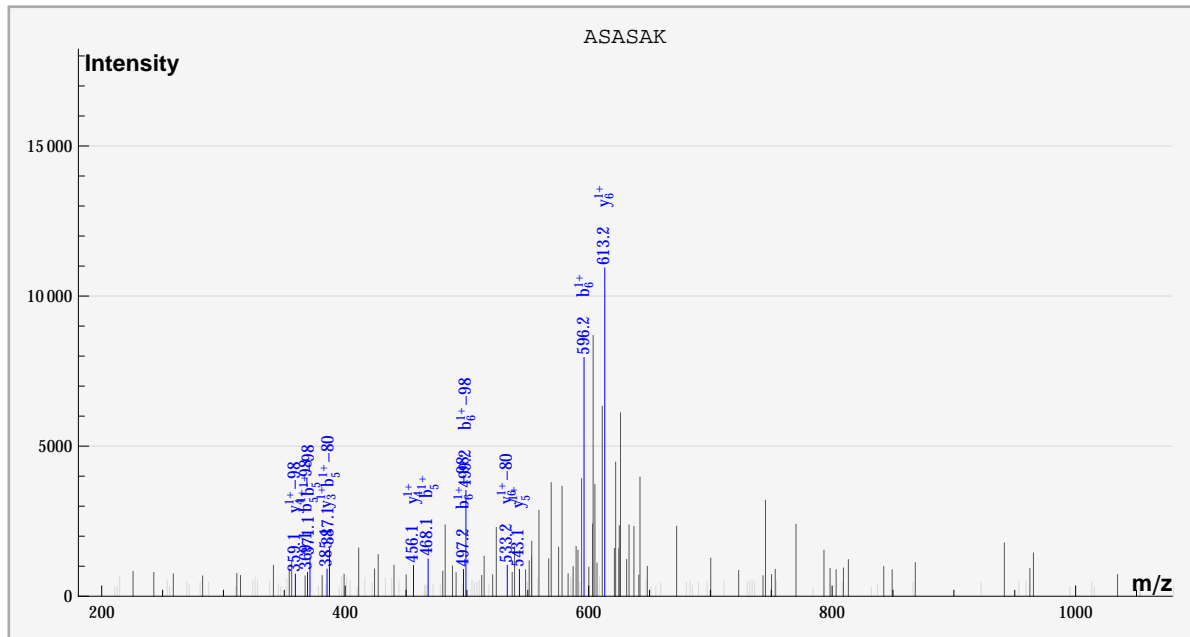
dbValid true VRTFCVNPR Cys\_CAM(1),PHOS(1) 2. 616. -1.21355 5.20679 100. ? 1236.  
 S\_Acido\_new%gil68567160|gb|AAY80089.1| VRTFCVNPR%:::PHOS:::Cys\_CAM:::sample\_2%compd\_19



	#	b	b*	#	y	y*	P	P*
V	1							✓
R	2			8		✓		
T	3			7				
F	4	✓	✓	6				
C	5			5				
V	6			4	✓			
N	7			3				
P	8			2				
R	9	✓	✓	1				



dbValid true ASASAK PHOS(1) 1. 616. -1.7455 4.98946 100. ? 2280.  
 S\_Acido\_new%gi|68566753|gb|AAY79682.1| ASASAK%:::PHOS:::sample\_2%compd\_927

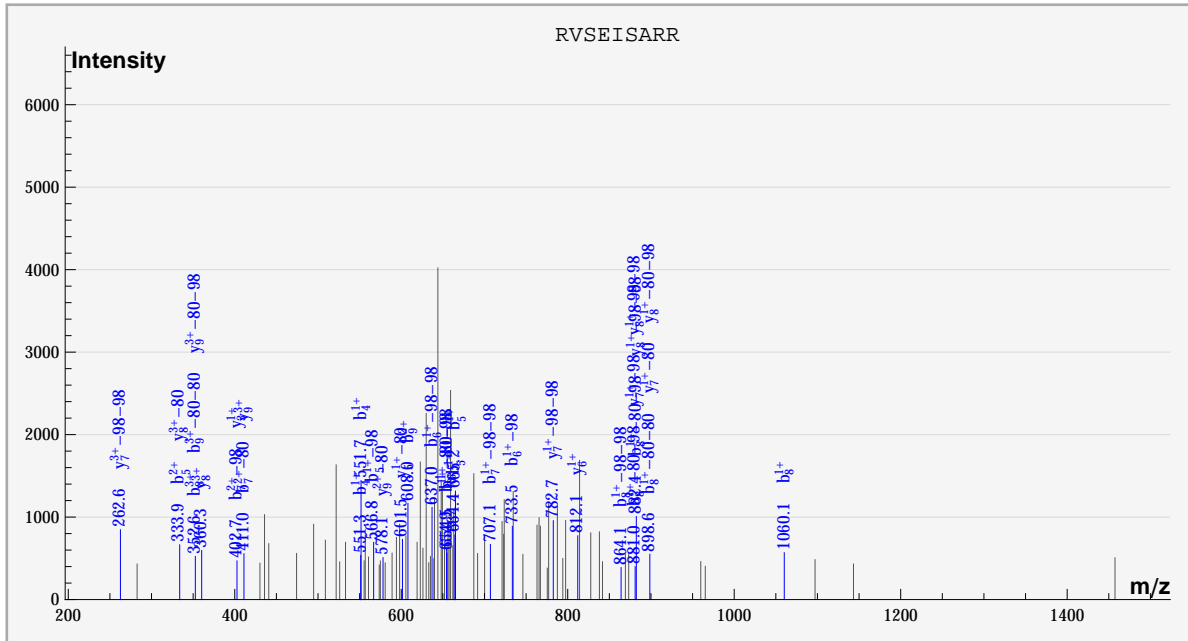


	#	b	b*	#	y	y*	P	P*
A	1						✓	✓
S	2			5	✓			
A	3			4	✓	✓		
S	4			3	✓			
A	5	✓	✓	2				
K	6	✓	✓	1				

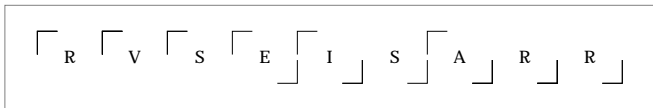




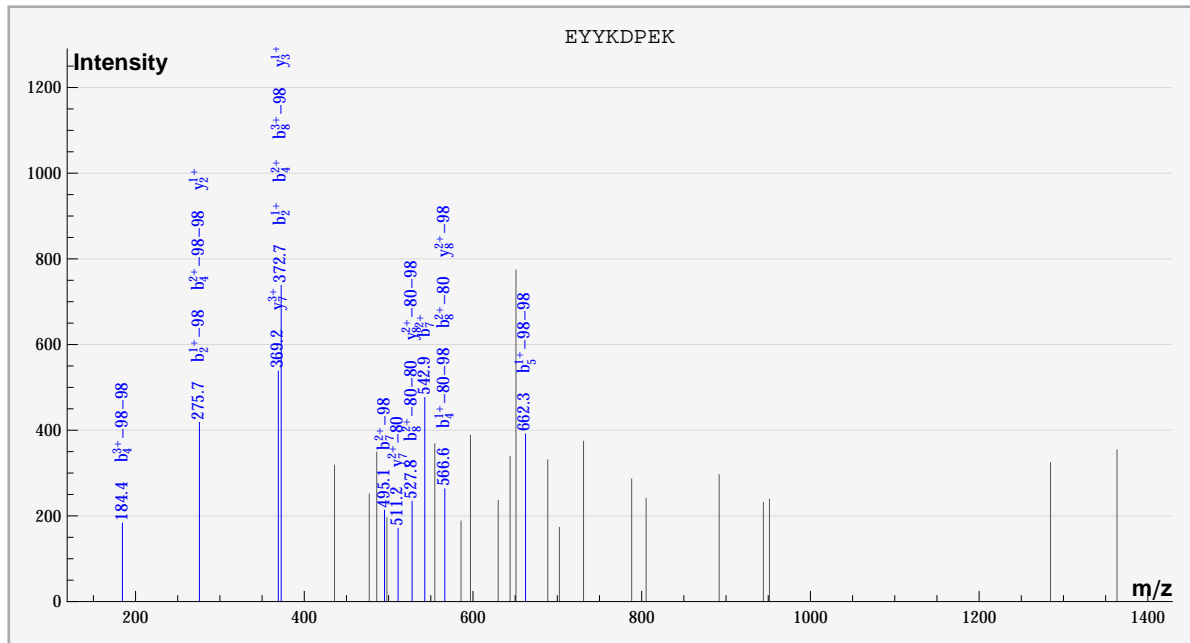
dbValid true RVSEISARR PHOS(2) 2. 616. 1.27865 5.03688 100. ? 3378.  
 S\_Acido\_new%gi68567508|gb|AAy80437.1| RVSEISARR%:::PHOS:::PHOS:::%sample\_0%compd\_1970



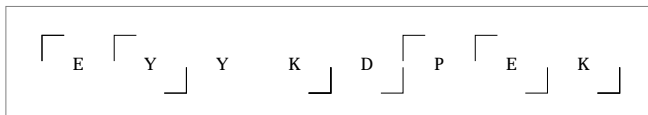
	#	b	b*	#	y	y*	P	P*
R	1						✓	✓
V	2			8	✓	✓		
S	3			7		✓		
E	4	✓		6	✓			
I	5	✓	✓	5		✓		
S	6		✓	4				
A	7		✓	3	✓			
R	8	✓	✓	2				
R	9	✓	✓	1				



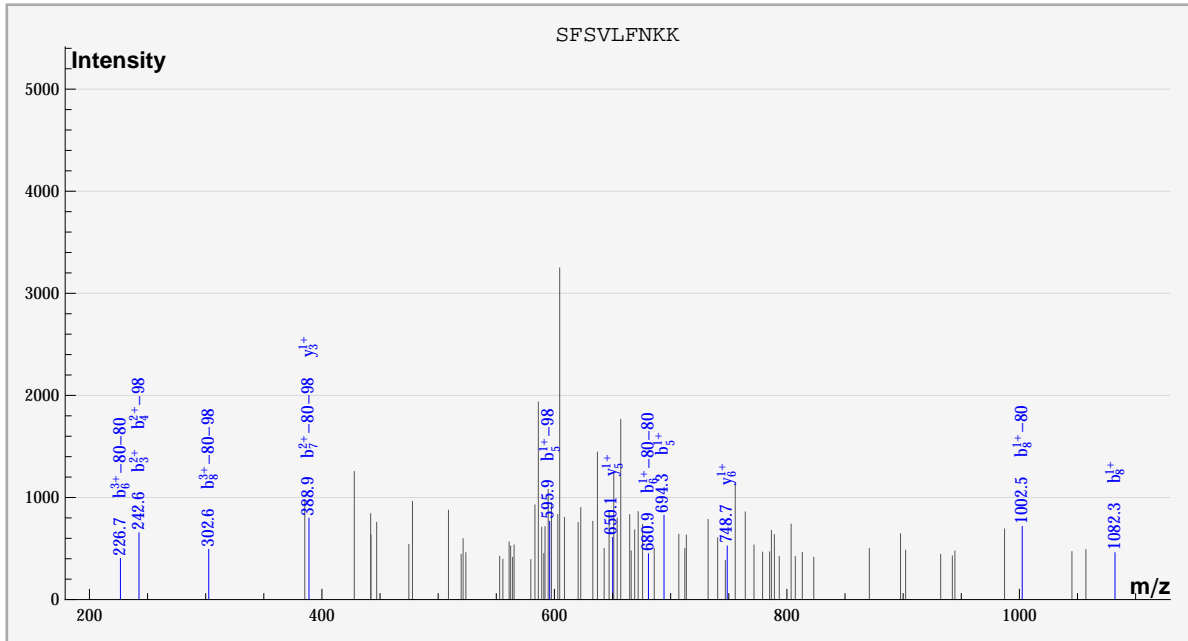
dbValid true EYYKDPEK PHOS(2) 2. 616. 0.219597 4.93494 100. ? 4224.  
 S\_Acido\_new%gi|68568582|gb|AAY81511.1| EYYKDPEK%::PHOS:PHOS:.....%sample\_0%compd\_2743



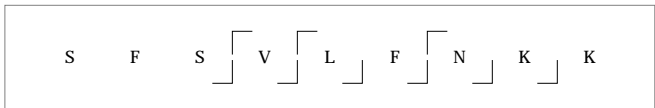
	#	b	b*	#	y	y*	P	P*
E	1							✓
Y	2	✓	✓	7	✓	✓		
Y	3			6				
K	4	✓	✓	5				
D	5		✓	4				
P	6			3	✓			
E	7	✓	✓	2	✓			
K	8		✓	1				



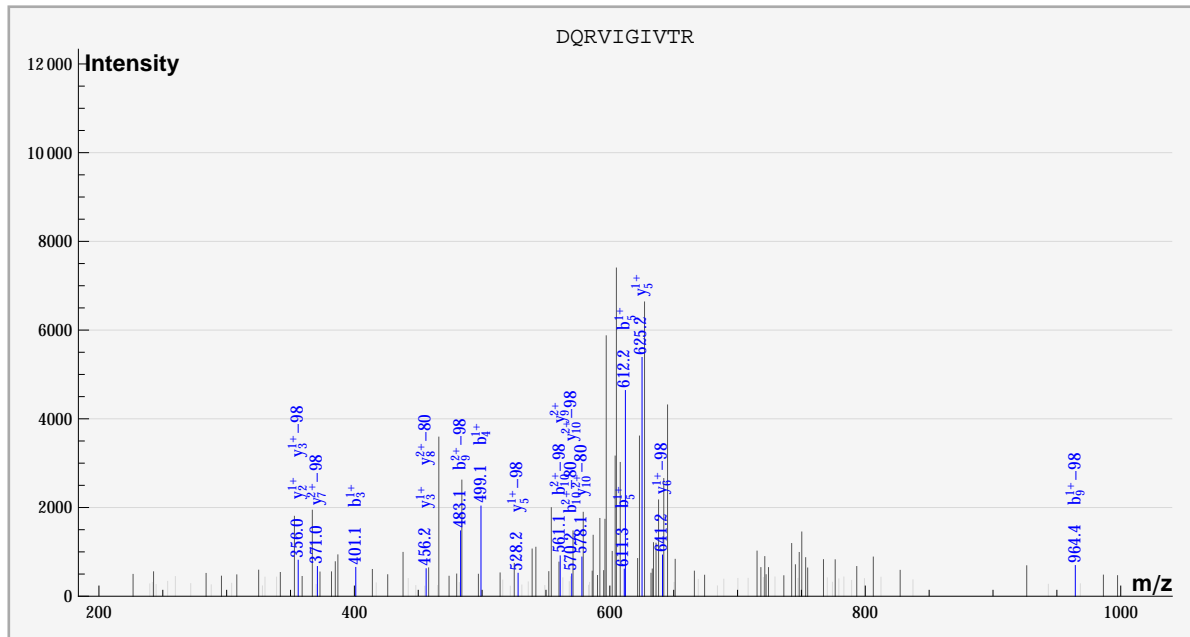
dbValid true SFSVLFNKK PHOS(2) 2. 617. -1.72803 5.29888 100. ? 2298.  
 S\_Acido\_new%gi|68568497|gb|AAY81426.1| SFSVLFNKK%:PHOS::PHOS:::sample\_0%compd\_977



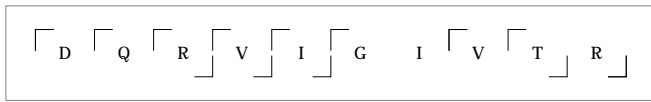
	#	b	b*	#	y	y*	P	P*
S	1							
F	2			8				
S	3	✓		7				
V	4		✓	6	✓			
L	5	✓	✓	5	✓			
F	6		✓	4				
N	7		✓	3	✓			
K	8	✓	✓	2				
K	9			1				



dbValid true DQRVIGIVTR PHOS(1) 2. 617. 1.82663 5.10839 100. ? 2760.  
 S\_Acido\_new%gi|68567894|gb|AA80823.1| DQRVIGIVTR%:::PHOS:::sample\_2%compd\_1343

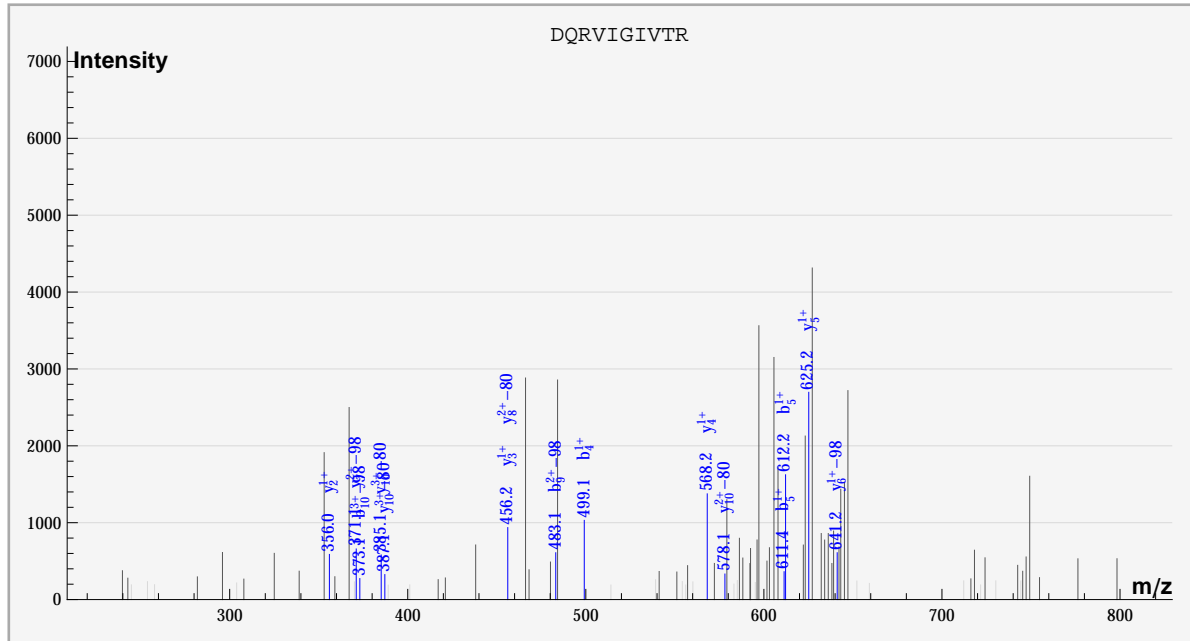


	#	b	b*	#	y	y*	P	P*
D	1							✓
Q	2			9	✓			
R	3	✓		8		✓		
V	4	✓		7		✓		
I	5	✓		6		✓		
G	6			5	✓	✓		
I	7			4				
V	8			3	✓	✓		
T	9		✓	2		✓		
R	10		✓	1				

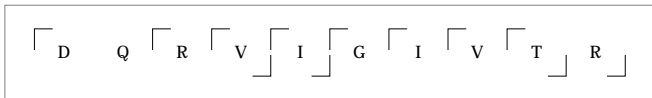


dbValid true DQRVIGIVTR PHOS(1) 2. 617. 1.82663 5.23081 100. ? 2892.

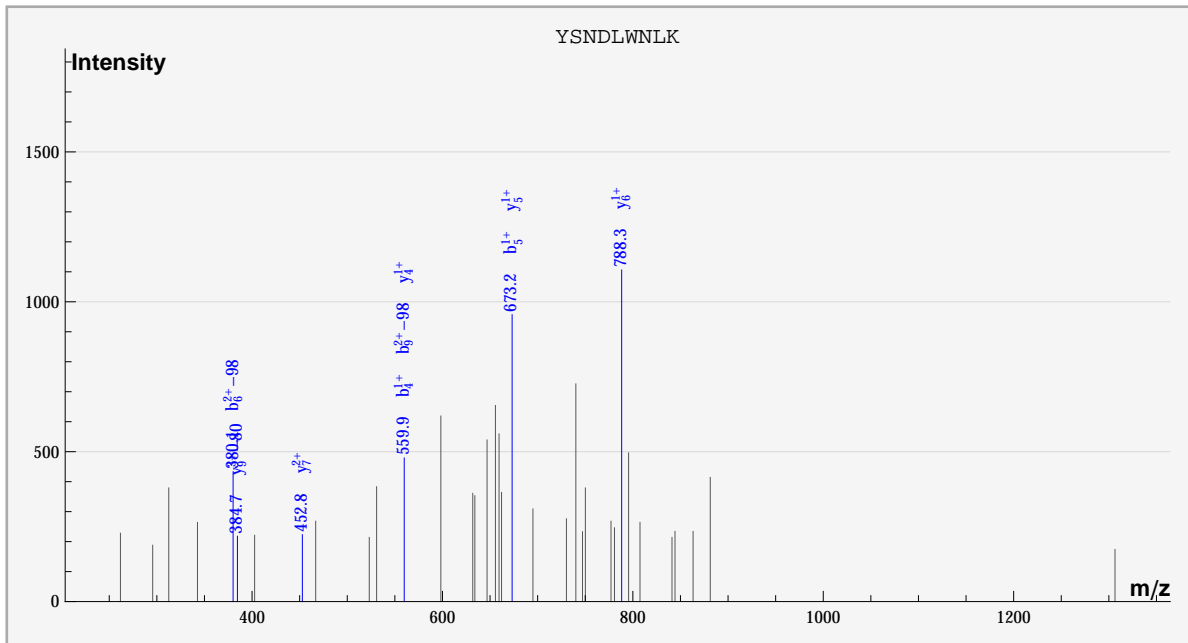
S\_Acido\_new%gi|68567894|gb|AA80823.1| DQRVIGIVTR%:::PHOS::sample\_2%cmpd\_1458



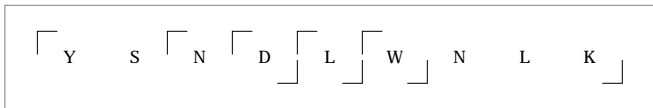
	#	b	b*	#	y	y*	P	P*
D	1							✓
Q	2			9				
R	3			8		✓		
V	4	✓		7		✓		
I	5	✓		6		✓		
G	6			5	✓			
I	7			4	✓			
V	8			3	✓			
T	9		✓	2	✓			
R	10		✓	1				



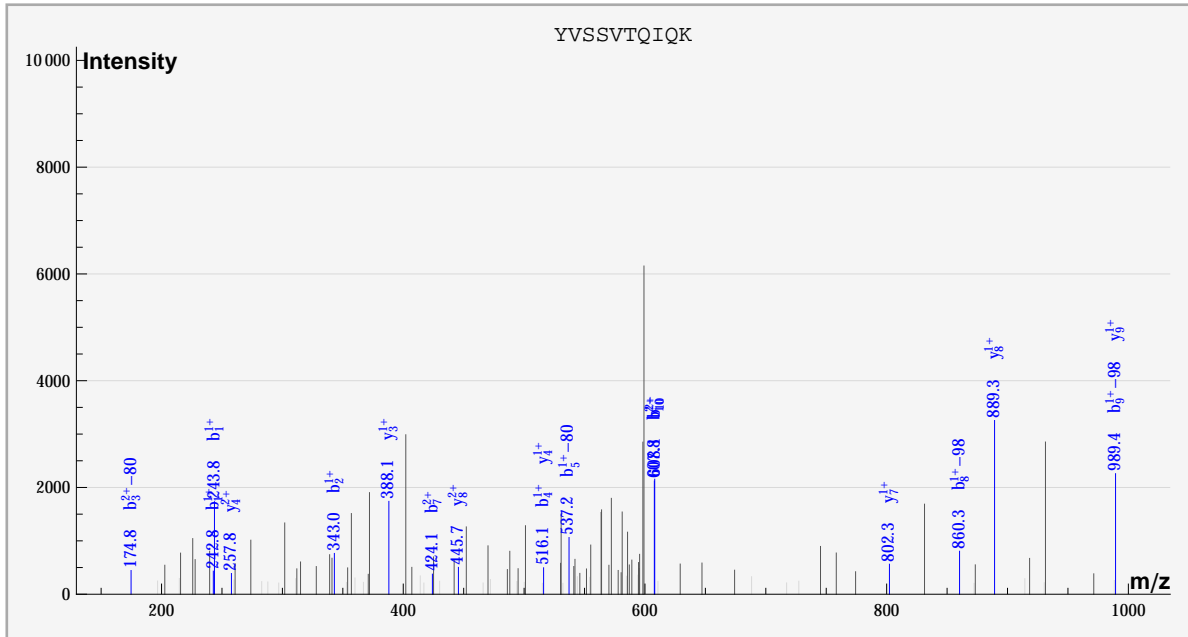
dbValid true YSNDLWNLK PHOS(1) 2. 617. -0.229008 5.26412 100. ? 4164.  
 S\_Acido\_new%gi|68566797|gb|AA79726.1| YSNDLWNLK%:PHOS:.....%sample\_0%cmpd\_2689



	#	b	b*	#	y	y*	P	P*
Y	1							✓
S	2			8				
N	3			7	✓			
D	4	✓		6	✓			
L	5	✓		5	✓			
W	6		✓	4	✓			
N	7			3				
L	8			2				
K	9		✓	1				



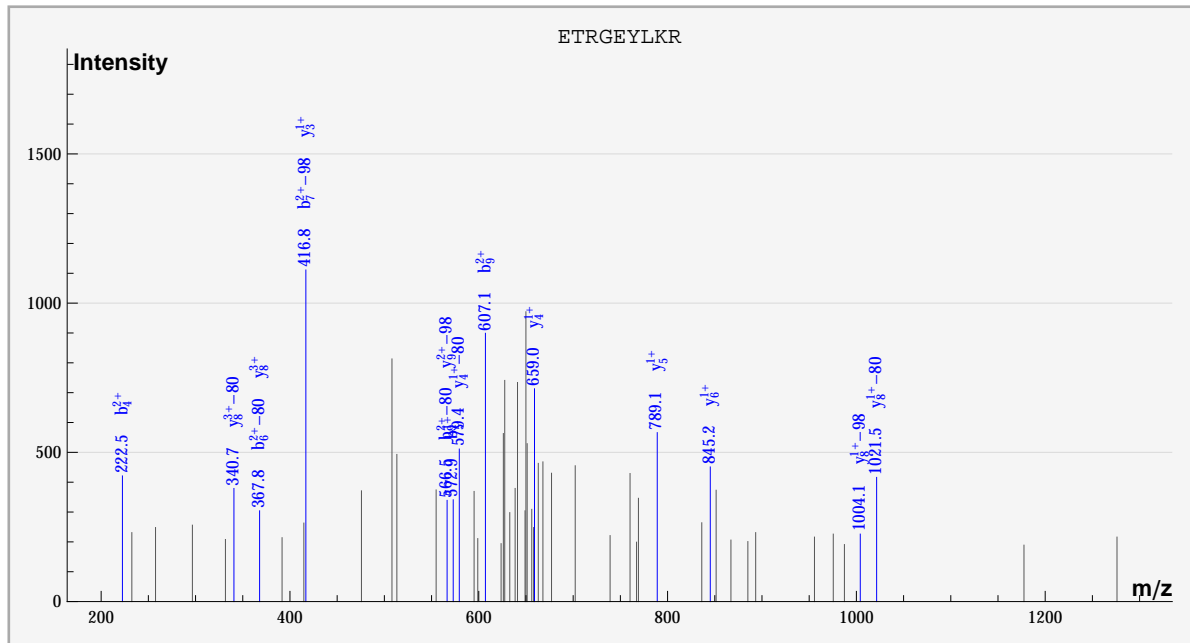
dbValid true YVSSVTQIQK PHOS(1) 2. 618. -1.20025 5.36936 100. ? 1332.  
 S\_Acido\_new%gi|68567262|gb|AAY80191.1| YVSSVTQIQK%:PHOS:::sample\_2%cmpd\_98



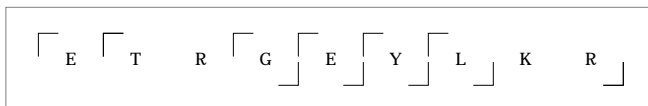
	#	b	b*	#	y	y*	P	P*
Y	1	✓						
V	2	✓		9	✓			
S	3		✓	8	✓			
S	4	✓		7	✓			
V	5		✓	6				
T	6			5				
Q	7	✓		4	✓			
I	8		✓	3	✓			
Q	9		✓	2				
K	10	✓		1				



dbValid true ETRGEYLKR PHOS(1) 2. 618. -1.70484 5.04268 100. ? 1944.  
 S\_Acido\_new%gi|68568383|gb|AAY81312.1| ETRGEYLKR%:::::PHOS:::::sample\_0%cmpd\_659

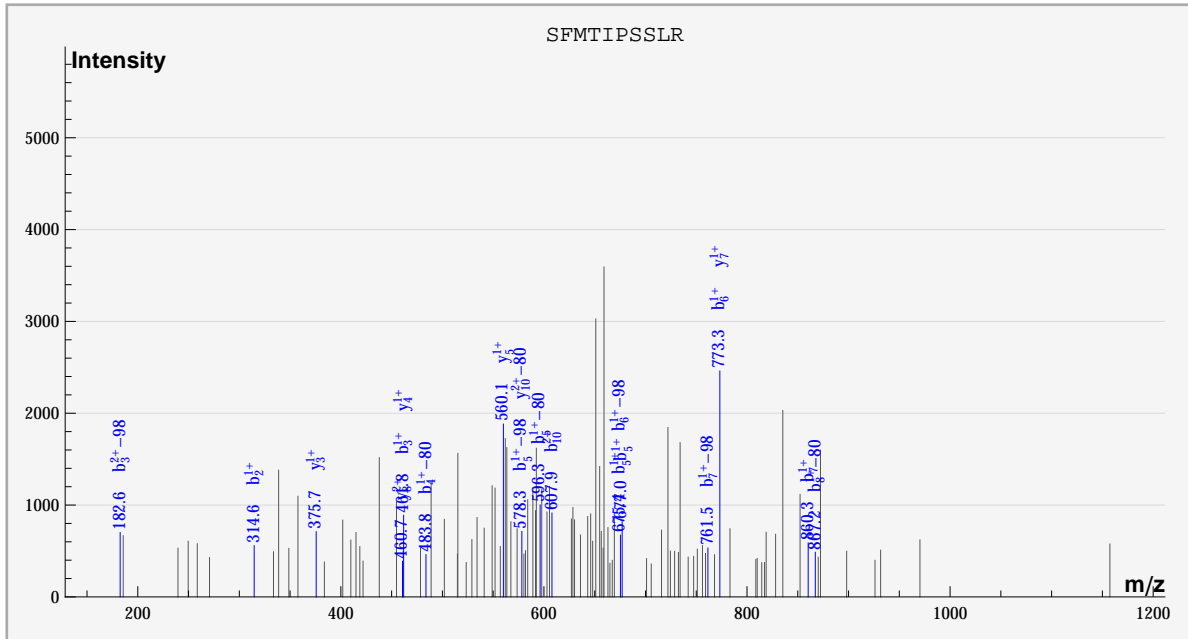


	#	b	b*	#	y	y*	P	P*
E	1							✓
T	2			8	✓	✓		
R	3			7				
G	4	✓		6	✓			
E	5	✓		5	✓			
Y	6		✓	4	✓	✓		
L	7		✓	3	✓			
K	8			2				
R	9	✓	✓	1				

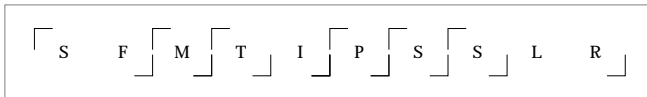




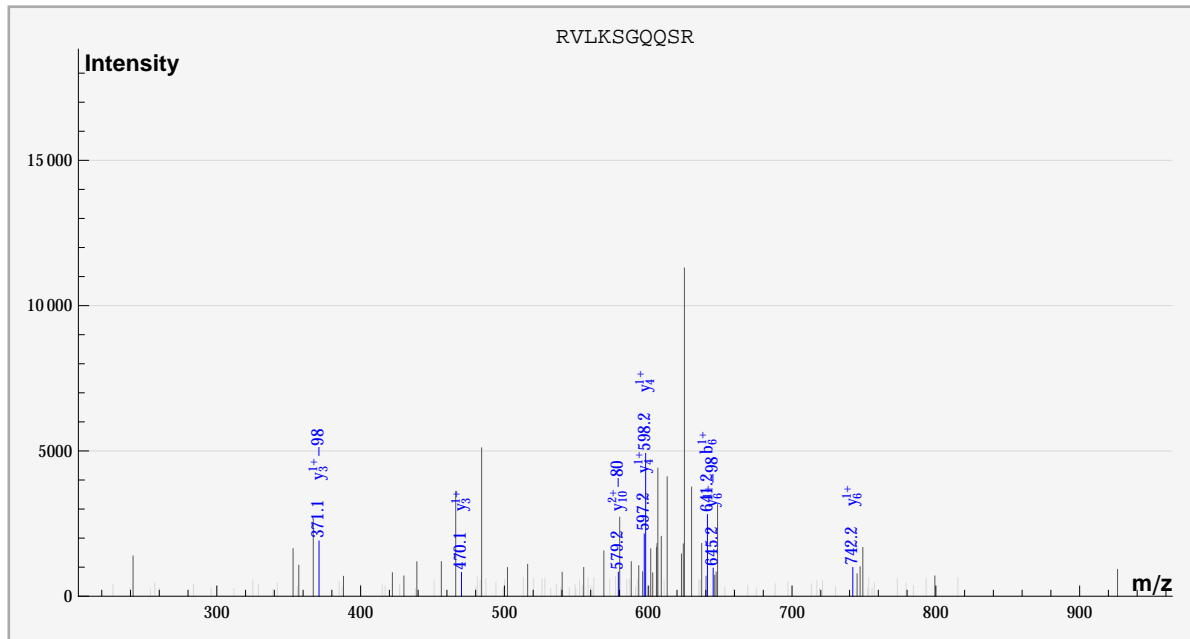
dbValid true SFMTIPSSLR Oxidation\_M(1),PHOS(1) 2. 618. -0.219503 5.064 100. ? 2148.  
 S\_Acido\_new%gil68567227|gb|AAY80156.1| SFMTIPSSLR%:PHOS::Oxidation\_M:::sample\_0%cmpd\_846



	#	b	b*	#	y	y*	P	P*
S	1							✓
F	2	✓		9				
M	3	✓	✓	8	✓			
T	4		✓	7	✓			
I	5	✓	✓	6				
P	6	✓	✓	5	✓			
S	7	✓	✓	4	✓			
S	8		✓	3	✓			
L	9			2				
R	10	✓		1				



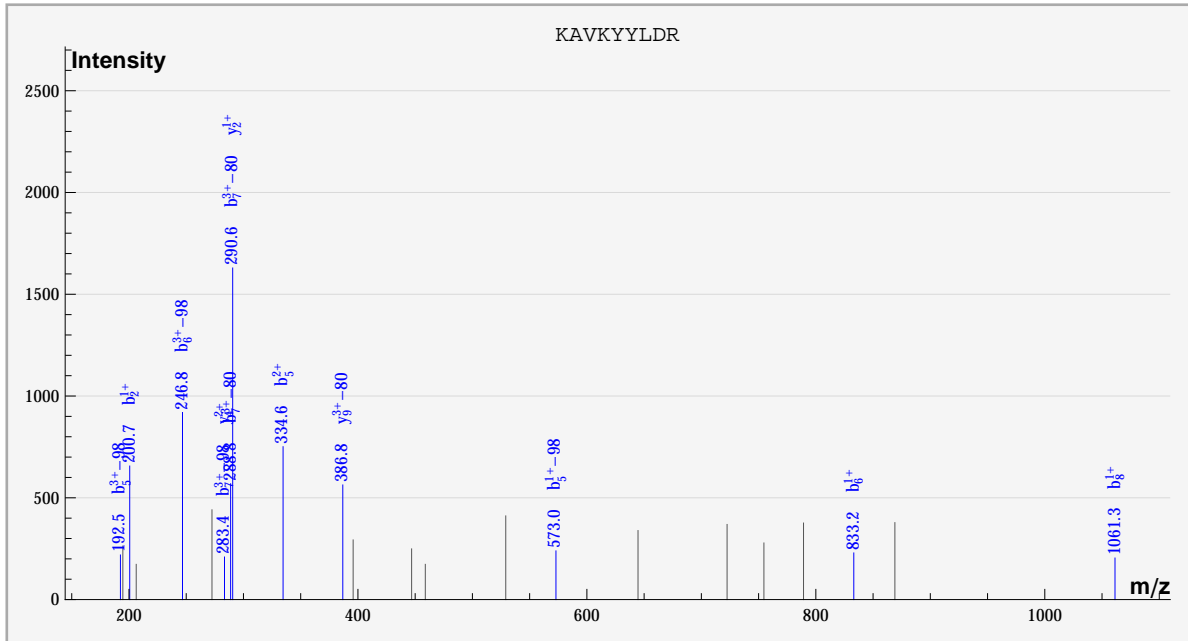
dbValid true RVLKSGQQSR PHOS(1) 2. 618. 1.82188 4.98943 100. ? 2772.  
 S\_Acido\_new%gil68567754|gb|AAY80683.1| RVLKSGQQSR%:::PHOS::%sample\_2%compd\_1355



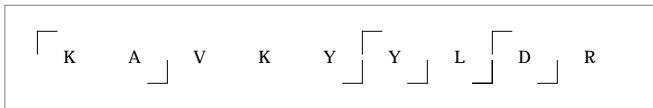
	#	b	b*	#	y	y*	P	P*
R	1							✓
V	2			9				
L	3			8				
K	4			7				
S	5			6	✓	✓		
G	6	✓		5				
Q	7			4	✓			
Q	8			3	✓	✓		
S	9			2				
R	10			1				



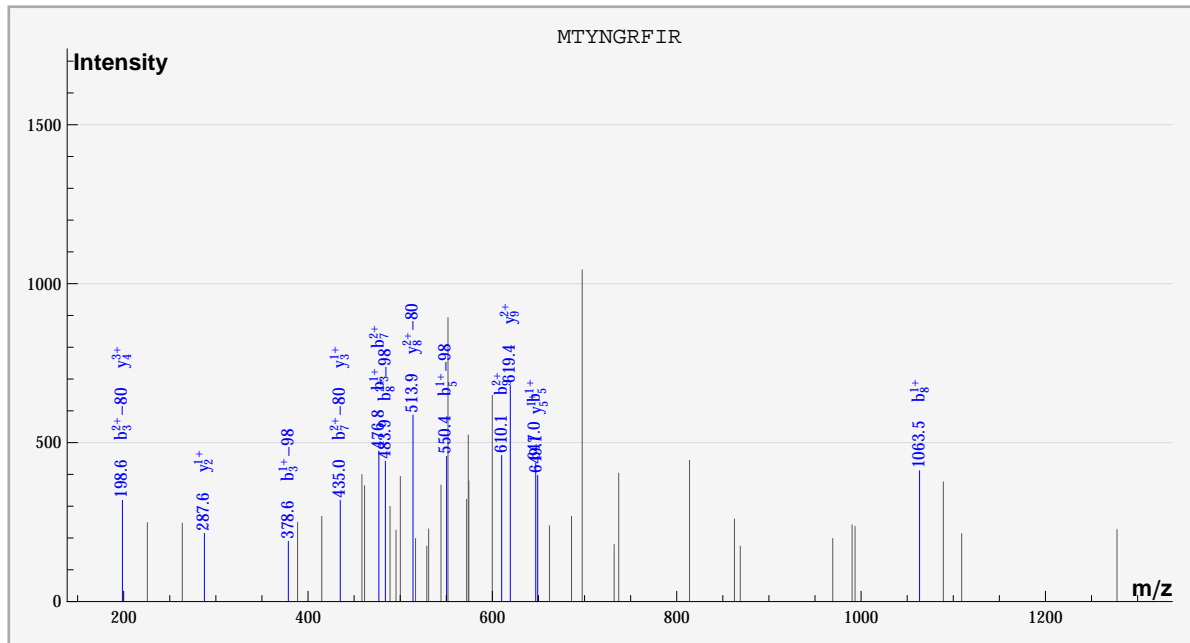
dbValid true KAVKYLLDR PHOS(1) 2. 618. 0.312822 5.00099 100. ? 5154.  
 S\_Acido\_new%gi|68568540|gb|AA81469.1| KAVKYLLDR%:::::PHOS:::::%sample\_0%cmpd\_3584



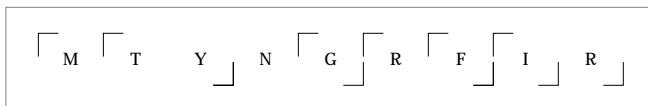
	#	b	b*	#	y	y*	P	P*
K	1							✓
A	2	✓		8				
V	3			7				
K	4			6				
Y	5	✓	✓	5				
Y	6	✓	✓	4	✓			
L	7		✓	3				
D	8	✓		2	✓			
R	9			1				



dbValid true MTYNGRFIR PHOS(1) 2. 619. 0.281007 4.95247 100. ? 1596.  
 S\_Acido\_new%gi|68567616|gb|AAY80545.1| MTYNGRFIR%:::PHOS:::::sample\_0%cmpd\_339

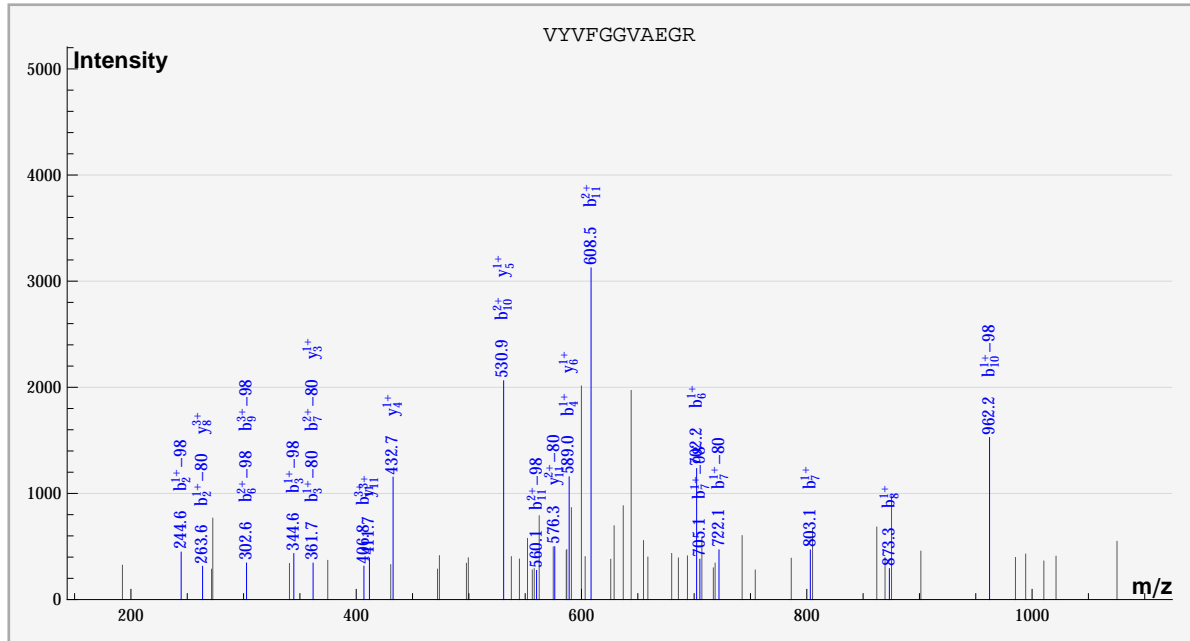


	#	b	b*	#	y	y*	P	P*
M	1						✓	
T	2			8		✓		
Y	3	✓	✓	7				
N	4			6				
G	5	✓	✓	5		✓		
R	6			4		✓		
F	7	✓	✓	3		✓		
I	8	✓	✓	2		✓		
R	9	✓		1				



dbValid true VYVFGGVAEGR PHOS(1) 2. 619. -1.7132 4.98111 100. ? 1740.

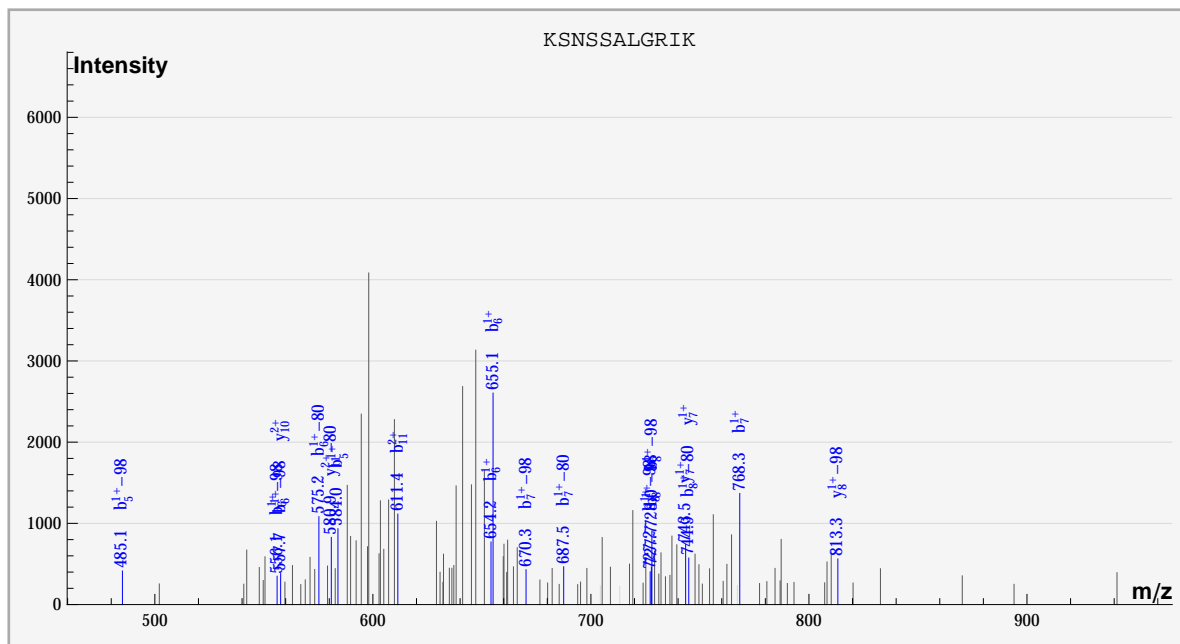
S\_Acido\_new%gi|68568351|gb|AA81280.1| VYVFGGVAEGR%::PHOS:::sample\_0%compd\_472



	#	b	b*	#	y	y*	P	P*
V	1						✓	✓
Y	2	✓		10				
V	3	✓		9				
F	4	✓		8	✓			
G	5			7				
G	6	✓	✓	6	✓			
V	7	✓	✓	5	✓			
A	8	✓		4	✓			
E	9		✓	3	✓			
G	10	✓	✓	2				
R	11	✓	✓	1				

V Y V F G G V A E G R

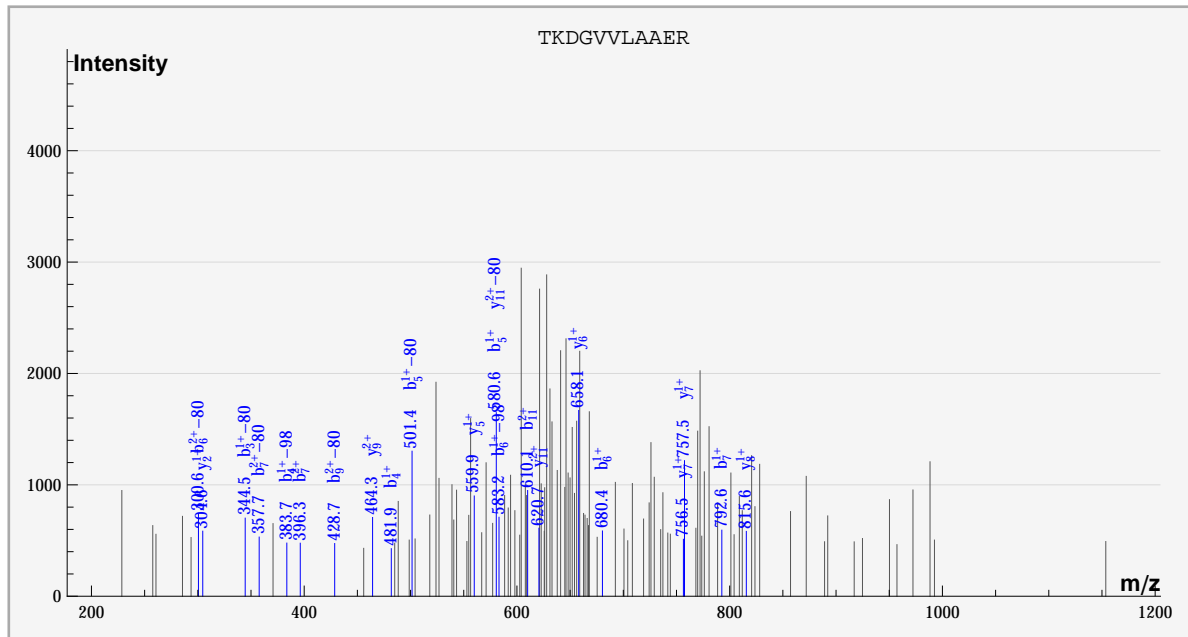
dbValid true KSNSSALGRIK PHOS(1) 2. 619. 1.82409 5.3141 100. ? 2880.  
 S\_Acido\_new%gi|68567488|gb|AAy80417.1| KSNSSALGRIK%::::PHOS:::::sample\_3%compd\_1417



	#	b	b*	#	y	y*	P	P*
K	1							✓
S	2			10	✓			
N	3			9				
S	4			8		✓		
S	5	✓	✓	7	✓			
A	6	✓	✓	6				
L	7	✓	✓	5				
G	8		✓	4				
R	9			3				
I	10			2				
K	11	✓		1				

┌ K ┌ S N ┌ S ┌ S ┌ A ┌ L ┌ G ┌ R I K ┌

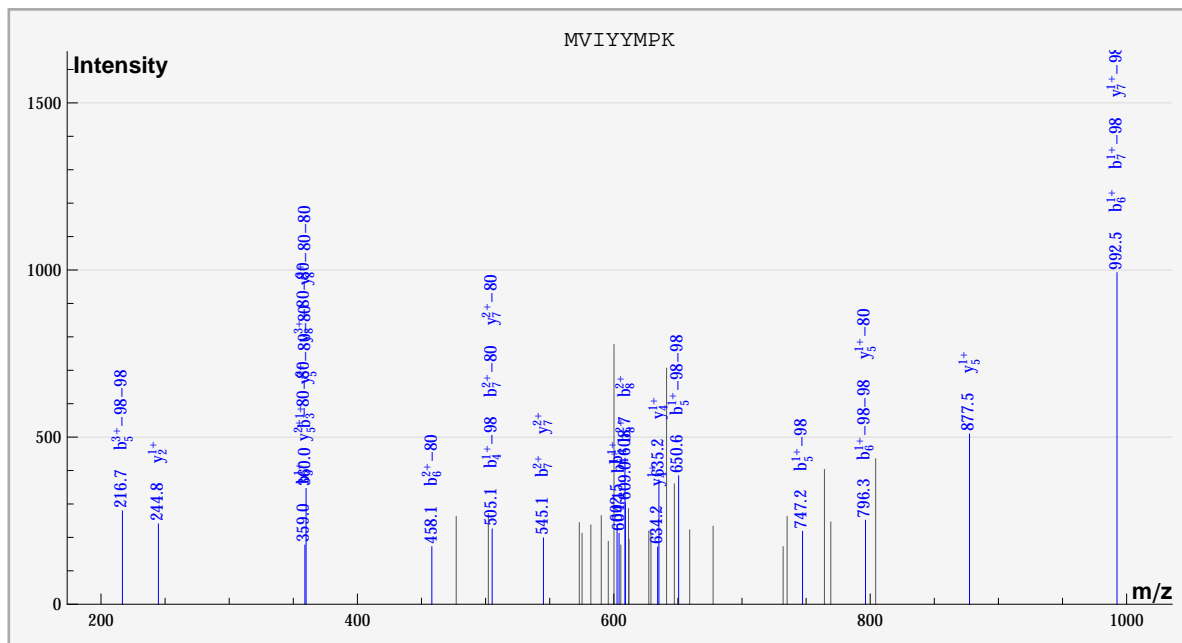
dbValid true TKDGVVLAER PHOS(1) 2. 619. 0.810637 4.98878 100. ? 3240.  
 S\_Acido\_new%gi|68567117|gb|AAY80046.1| TKDGVVLAER%:PHOS:.....:sample\_0%compd\_1842



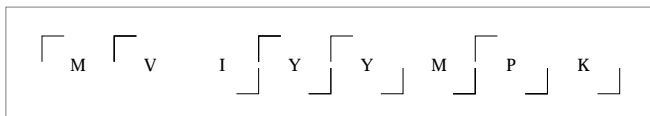
	#	b	b*	#	y	y*	P	P*
T	1						✓	✓
K	2			10				
D	3		✓	9	✓			
G	4	✓	✓	8	✓			
V	5	✓	✓	7	✓			
V	6	✓	✓	6	✓			
L	7	✓	✓	5	✓			
A	8			4				
A	9		✓	3				
E	10			2	✓			
R	11	✓		1				

T K D G V V L A A E R

dbConflictWinner true MVIYYMPK Oxidation\_M(2),PHOS(2) 2. 619. -0.272318 5.40296 100. ? 3606.  
 S\_Acido\_new%gi|68567332|gb|AA80261.1| MVIYYMPK%:Oxidation\_M::PHOS:PHOS:Oxidation\_M::%sample\_2%compd\_2072

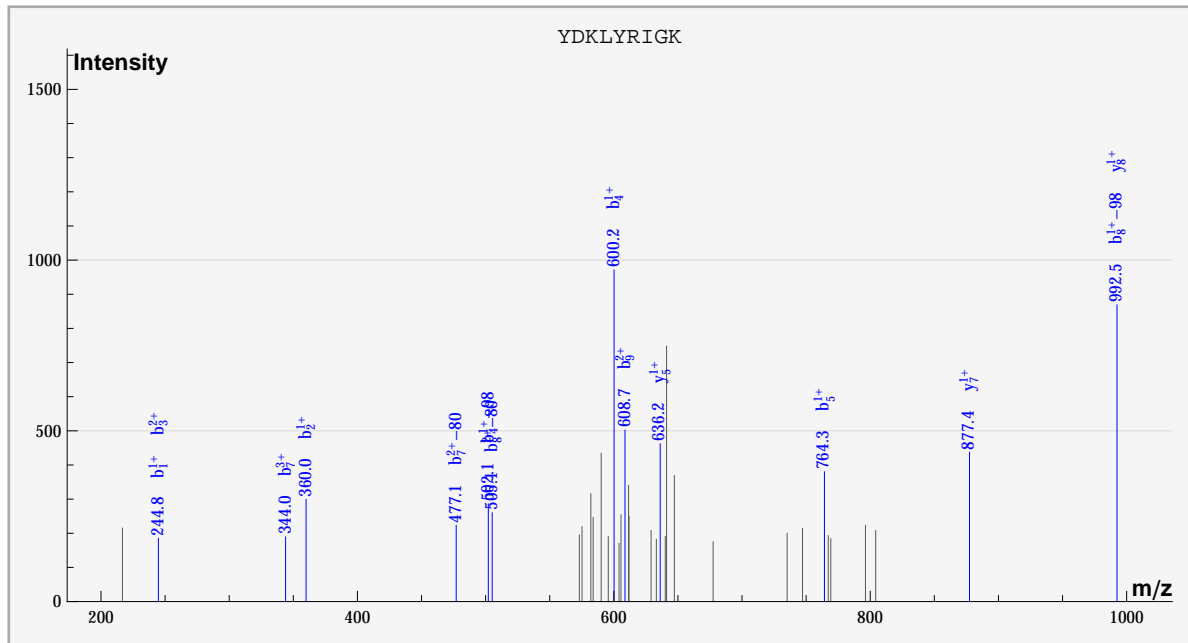


	#	b	b*	#	y	y*	P	P*
M	1							✓
V	2			7	✓	✓		
I	3	✓		6				
Y	4	✓	✓	5	✓	✓		
Y	5		✓	4	✓			
M	6	✓	✓	3				
P	7	✓	✓	2	✓			
K	8	✓		1				

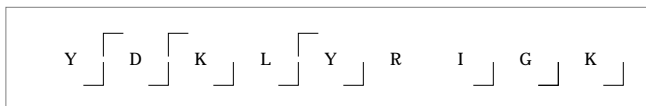




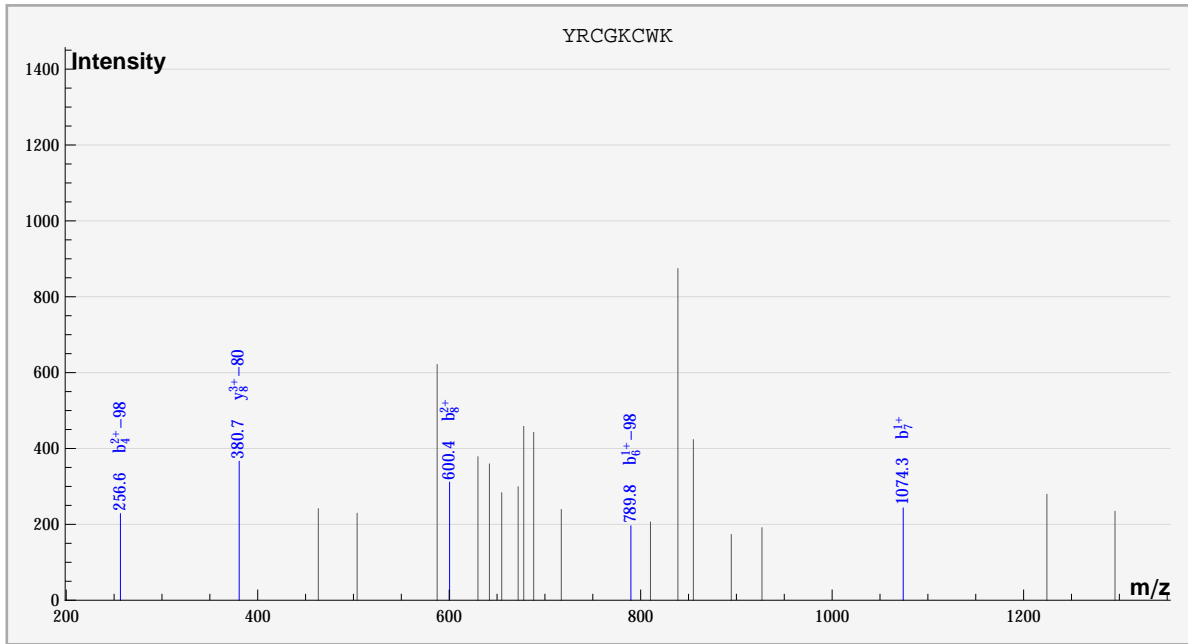
dbValid true YDKLYRIGK PHOS(1) 2. 619. -0.687178 5.1007 100. ? 3642.  
 S\_Acido\_new%gi|68568264|gb|AAY81193.1| YDKLYRIGK%:PHOS:::sample\_2%compd\_2104



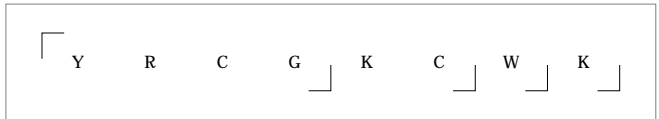
	#	b	b*	#	y	y*	P	P*
Y	1	✓						
D	2	✓		8	✓			
K	3	✓		7	✓			
L	4	✓	✓	6				
Y	5	✓		5	✓			
R	6			4				
I	7	✓	✓	3				
G	8		✓	2				
K	9	✓		1				



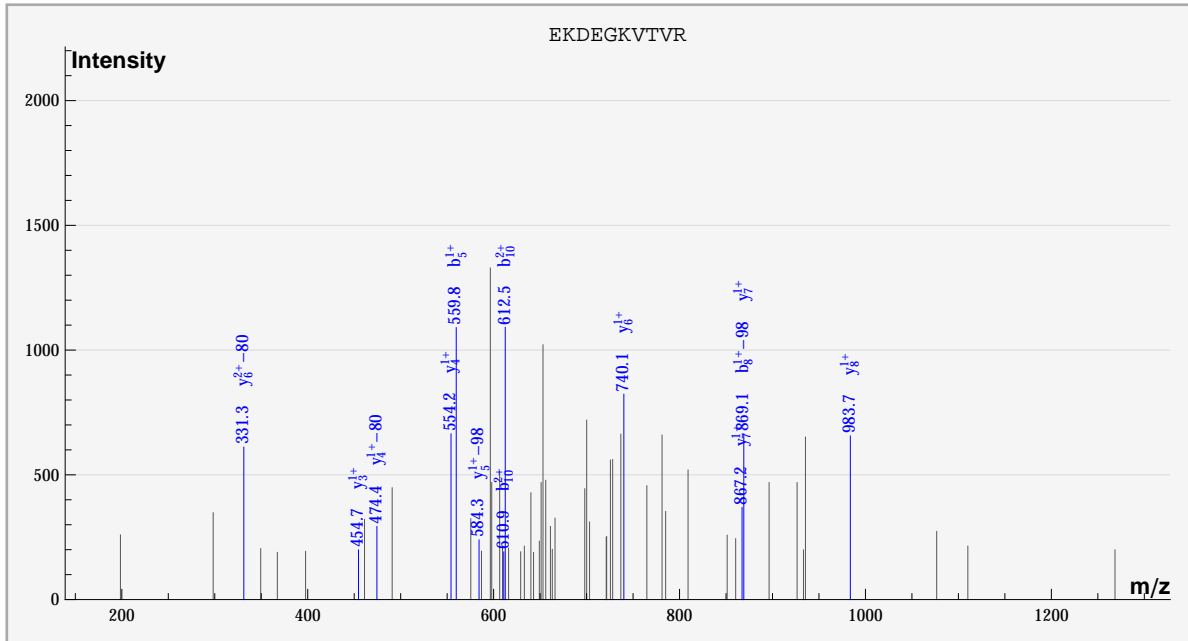
dbValid true YRCGKCWK Cys\_CAM(2),PHOS(1) 2. 619. 0.253932 5.00828 100. ? 4482.  
 S\_Acido\_new%gil68567302|gb|AAY80231.1| YRCGKCWK%:PHOS::Cys\_CAM:::Cys\_CAM:::%sample\_0%compd\_2981



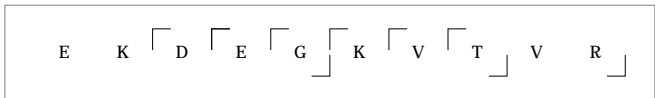
	#	b	b*	#	y	y*	P	P*
Y	1							✓
R	2			7				
C	3			6				
G	4	✓		5				
K	5			4				
C	6		✓	3				
W	7	✓		2				
K	8	✓		1				



dbValid true EKDEGKVTVR PHOS(1) 2. 620. 0.800272 5.55738 100. ? 2190.  
 S\_Acido\_new%gi|68567677|gb|AA80606.1| EKDEGKVTVR%:::PHOS:::sample\_3%compd\_826

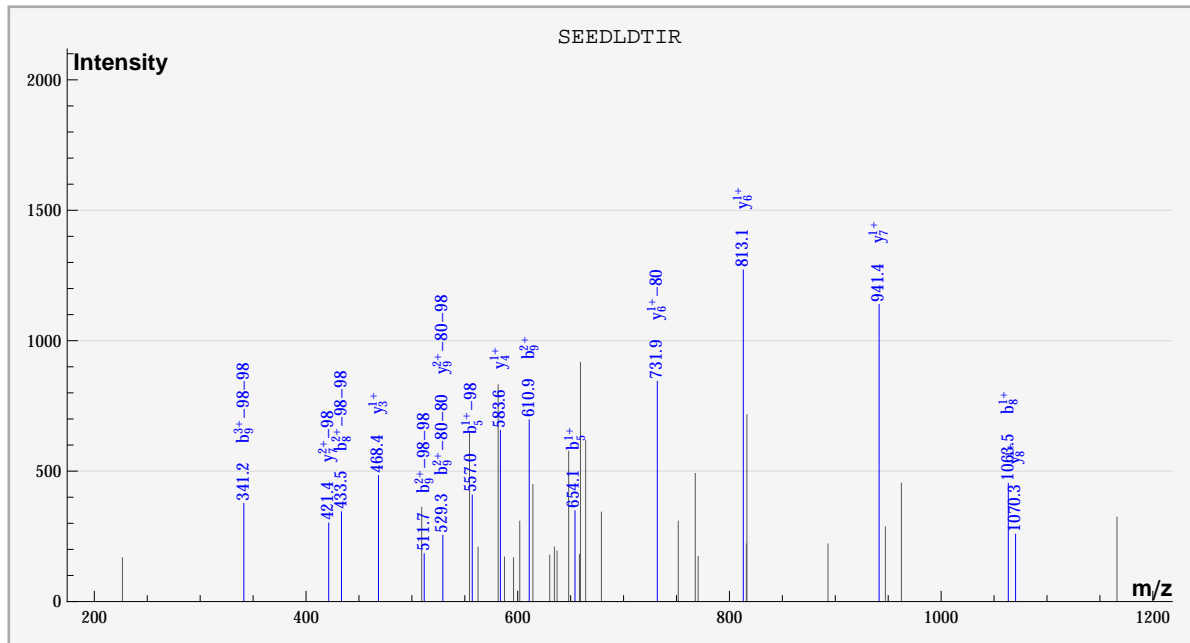


	#	b	b*	#	y	y*	P	P*
E	1							
K	2			9				
D	3			8	✓			
E	4			7	✓			
G	5	✓		6	✓	✓		
K	6			5		✓		
V	7			4	✓	✓		
T	8		✓	3	✓			
V	9			2				
R	10	✓		1				

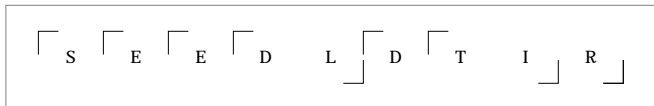


dbValid true SEEDLDTIR PHOS(2) 2. 621. -1.77713 6.66019 100. ? 2052.

S\_Acido\_new%gi|68567974|gb|AAy80903.1| SEEDLDTIR%:PHOS:::PHOS:::sample\_1%compd\_706

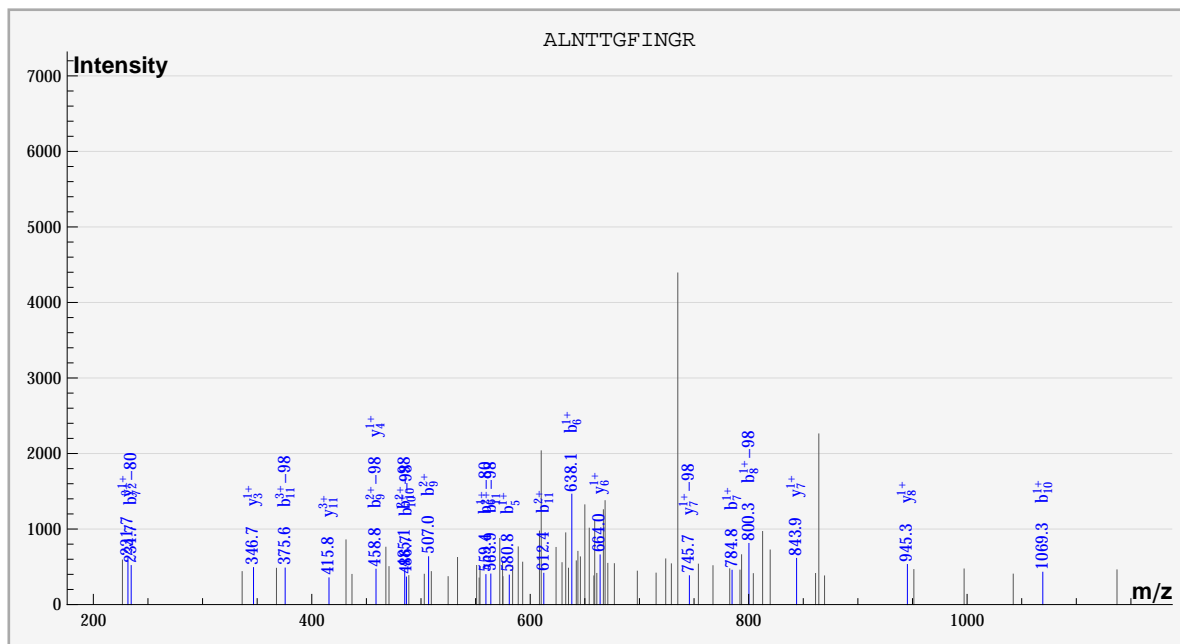


	#	b	b*	#	y	y*	P	P*
S	1							✓
E	2			8	✓			
E	3			7	✓	✓		
D	4			6	✓	✓		
L	5	✓	✓	5				
D	6			4	✓			
T	7			3	✓			
I	8	✓	✓	2				
R	9	✓	✓	1				





dbValid true ALNTTGFINGR PHOS(1) 2. 622. 0.295162 5.2284 100. ? 2310.  
 S\_Acido\_new%gi|68567644|gb|AAI80573.1| ALNTTGFINGR%::::PHOS:::::sample\_3%compd\_973

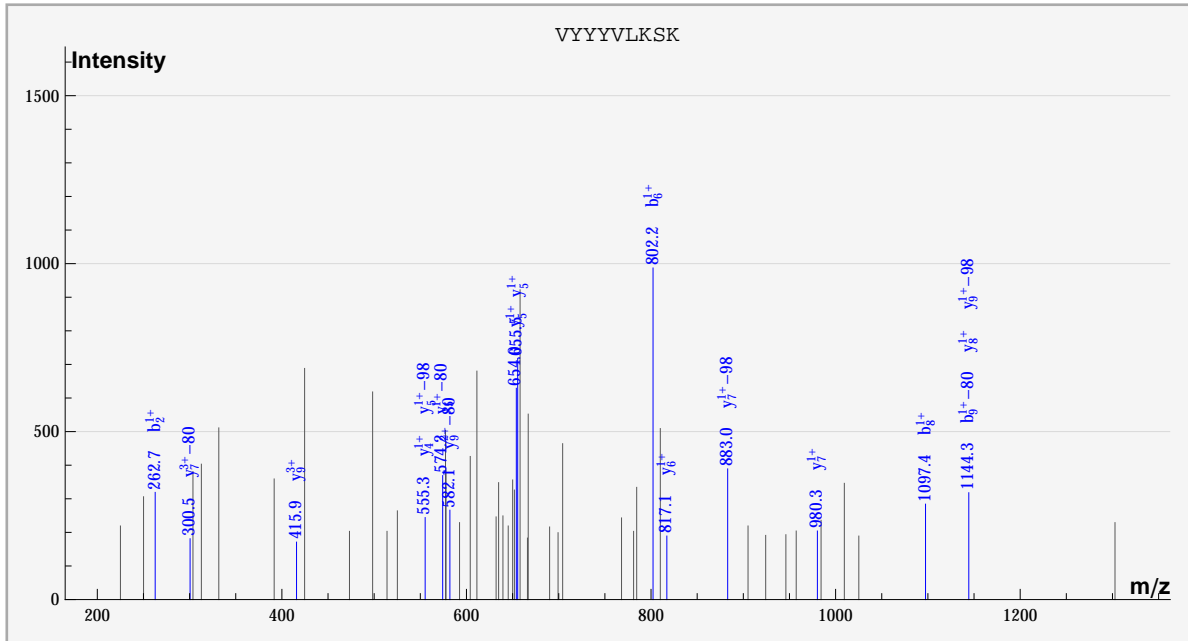


	#	b	b*	#	y	y*	P	P*
A	1							✓
L	2			10				
N	3			9				
T	4			8	✓			
T	5	✓		7	✓	✓		
G	6	✓	✓	6	✓			
F	7	✓	✓	5				
I	8		✓	4	✓			
N	9	✓	✓	3	✓			
G	10	✓	✓	2	✓			
R	11	✓	✓	1				

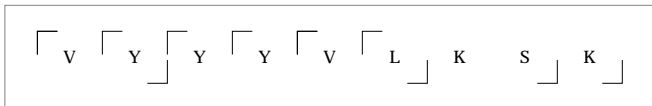
A L N T T G F I N G R

dbValid true VYYYVLKSK PHOS(1) 2. 623. -1.18787 5.27372 100. ? 1830.

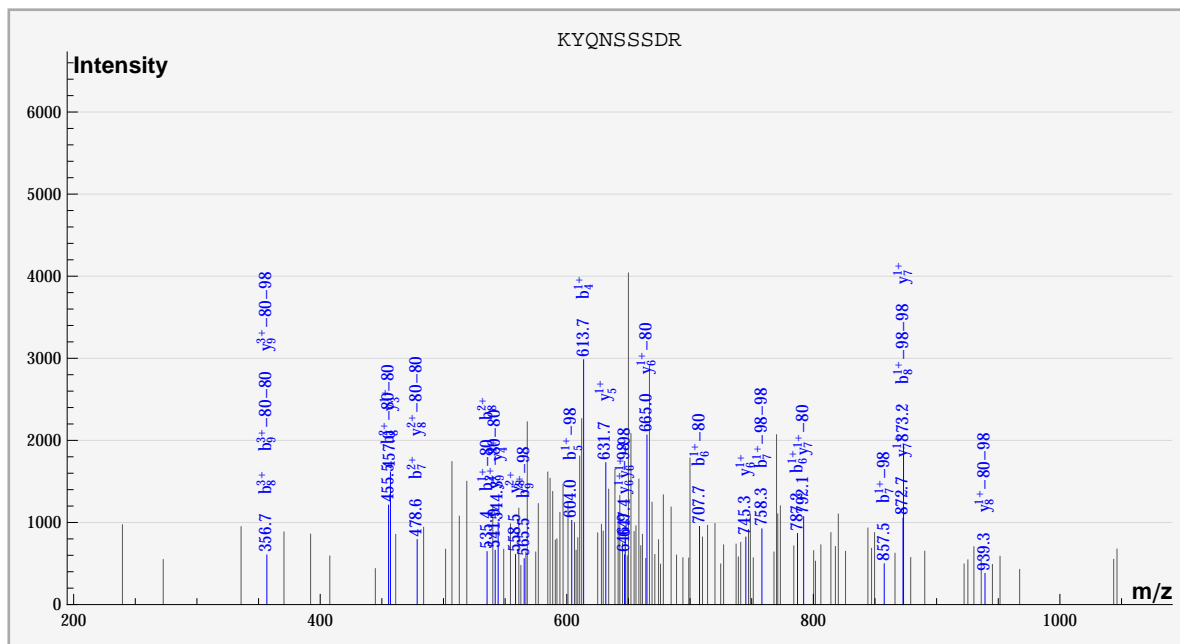
S\_Acido\_new%gi|68566655|gb|AAY79584.1| VYYYVLKSK%::::::PHOS::%sample\_3%cmpd\_532



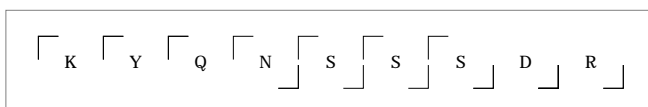
	#	b	b*	#	y	y*	P	P*
V	1						✓	✓
Y	2	✓		8	✓			
Y	3			7	✓	✓		
Y	4			6	✓			
V	5			5	✓	✓		
L	6	✓		4	✓			
K	7			3				
S	8	✓		2				
K	9		✓	1				



dbValid true KYQNSSSDR PHOS(2) 2. 624. -1.27916 5.41383 100. ? 2466.  
 S\_Acido\_new%gi|68567245|gb|AAY80174.1| KYQNSSSDR%::PHOS:::PHOS:::sample\_3%compd\_1118



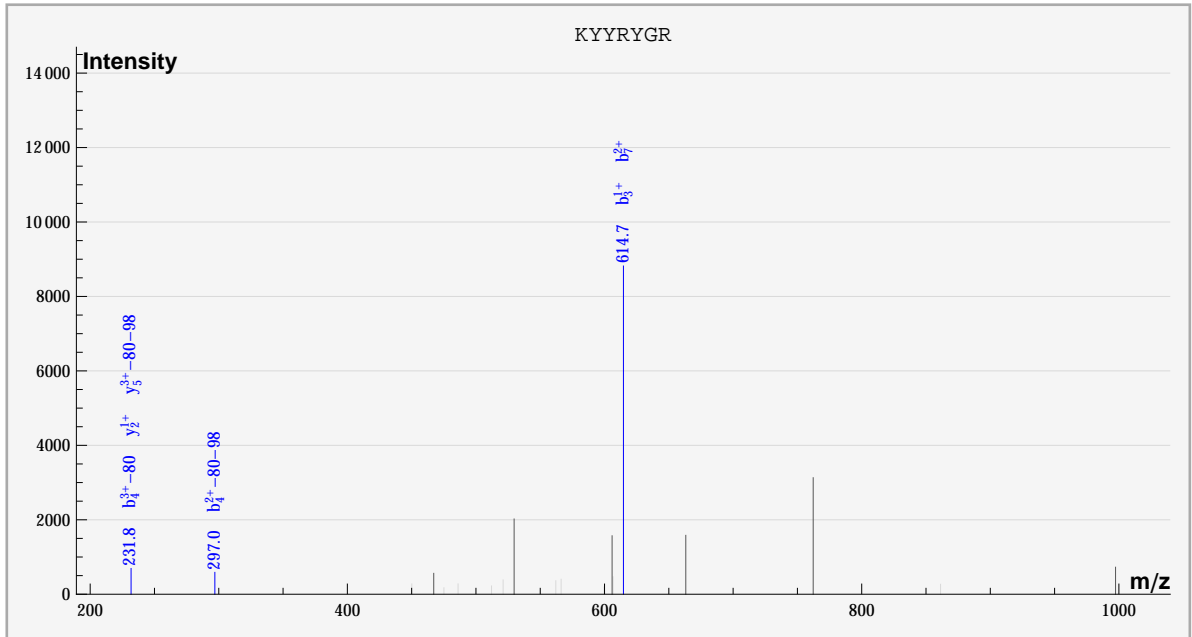
	#	b	b*	#	y	y*	P	P*
K	1							✓
Y	2			8	✓	✓		
Q	3			7	✓	✓		
N	4	✓	✓	6	✓	✓		
S	5		✓	5	✓			
S	6	✓	✓	4	✓			
S	7	✓	✓	3	✓			
D	8	✓	✓	2				
R	9		✓	1				



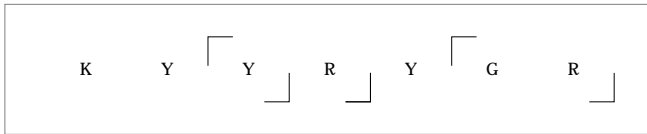


dbValid true KYYRYGR PHOS(3) 2. 625. -1.78367 5.37291 100. ? 972.

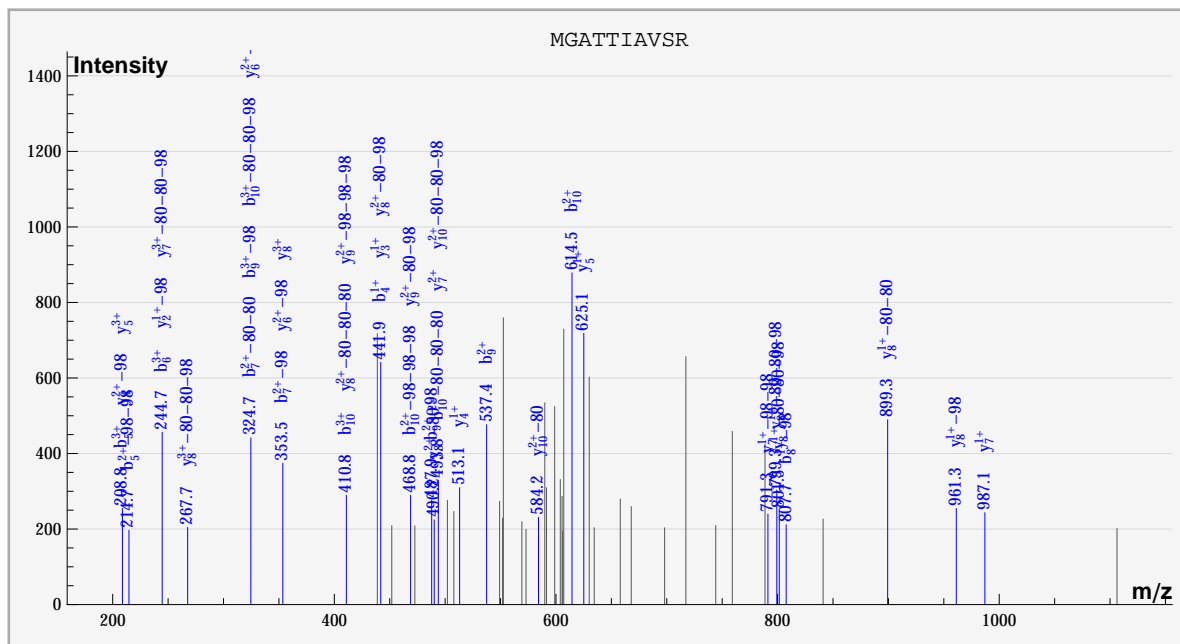
S\_Acido\_new%gil68568285|gb|AAY81214.1| KYYRYGR%::PHOS:PHOS::PHOS:::%sample\_3%compd\_3427



	#	b	b*	#	y	y*	P	P*
K	1							
Y	2			6				
Y	3	✓		5		✓		
R	4		✓	4				
Y	5			3				
G	6			2		✓		
R	7	✓		1				



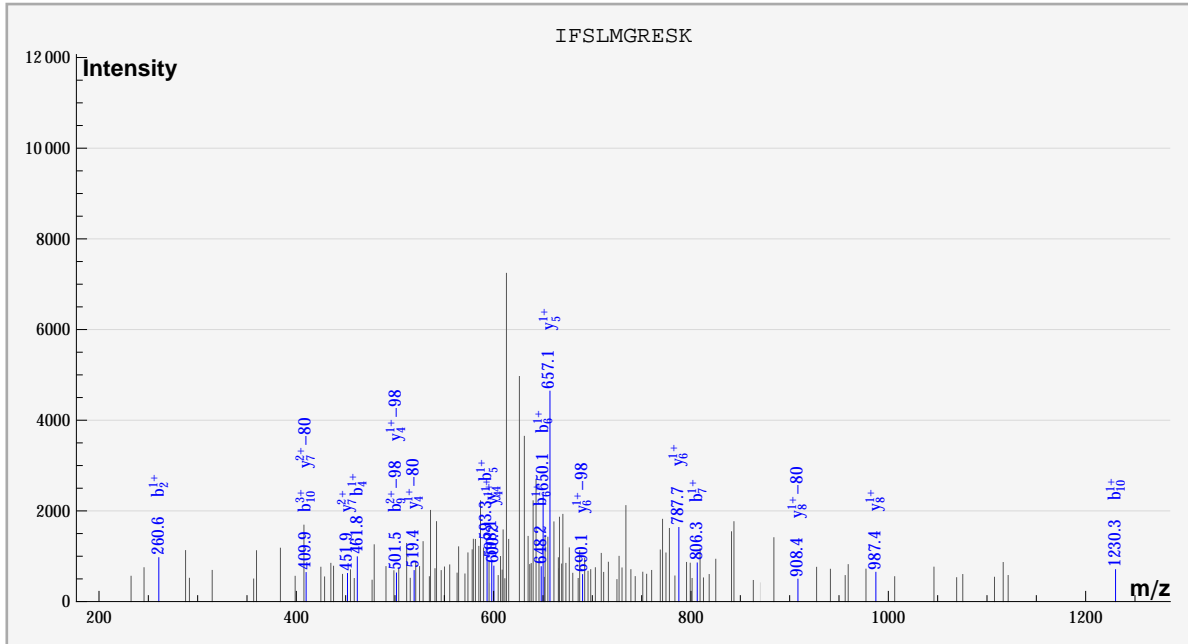
dbValid true MGATTIAVSR PHOS(3) 2. 625. -1.27941 5.87635 100. ? 1650.  
 S\_Acido\_new%gi|68567796|gb|AAY80725.1| MGATTIAVSR%:::PHOS:PHOS:::PHOS::%sample\_3%compd\_367



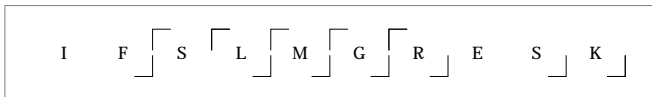
	#	b	b*	#	y	y*	P	P*
M	1							✓
G	2			9		✓		
A	3			8	✓	✓		
T	4	✓		7	✓	✓		
T	5	✓	✓	6		✓		
I	6	✓		5	✓			
A	7		✓	4	✓	✓		
V	8		✓	3	✓			
S	9	✓	✓	2		✓		
R	10	✓	✓	1				

MGATTIAVSR

dbValid true IFSLMGRESK PHOS(1) 2. 625. -0.703683 5.28902 100. ? 2484.  
 S\_Acido\_new%gi|68567590|gb|AAy80519.1| IFSLMGRESK%:::PHOS::%sample\_3%compd\_1130

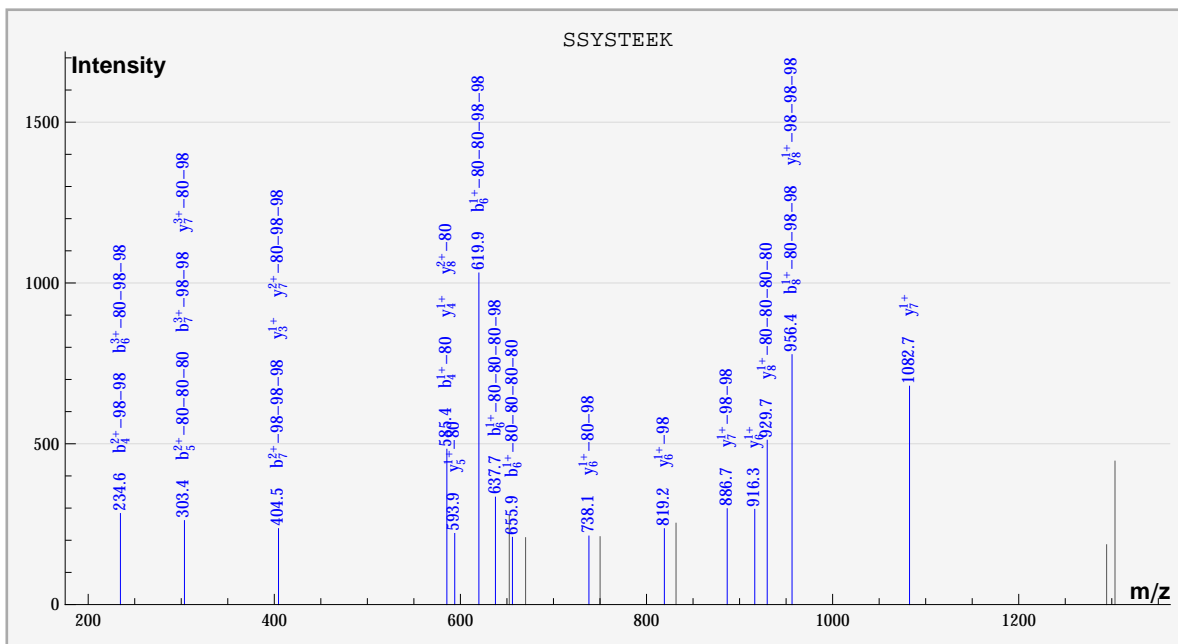


	#	b	b*	#	y	y*	P	P*
I	1							
F	2	✓		9				
S	3			8	✓	✓		
L	4	✓		7	✓	✓		
M	5	✓		6	✓	✓		
G	6	✓		5	✓			
R	7	✓		4	✓	✓		
E	8			3				
S	9		✓	2				
K	10	✓		1				

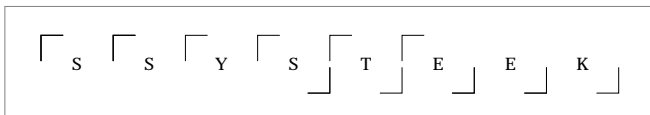


dbValid true SSYSTEELK PHOS(4) 2. 626. -0.361213 5.48858 100. ? 3048.

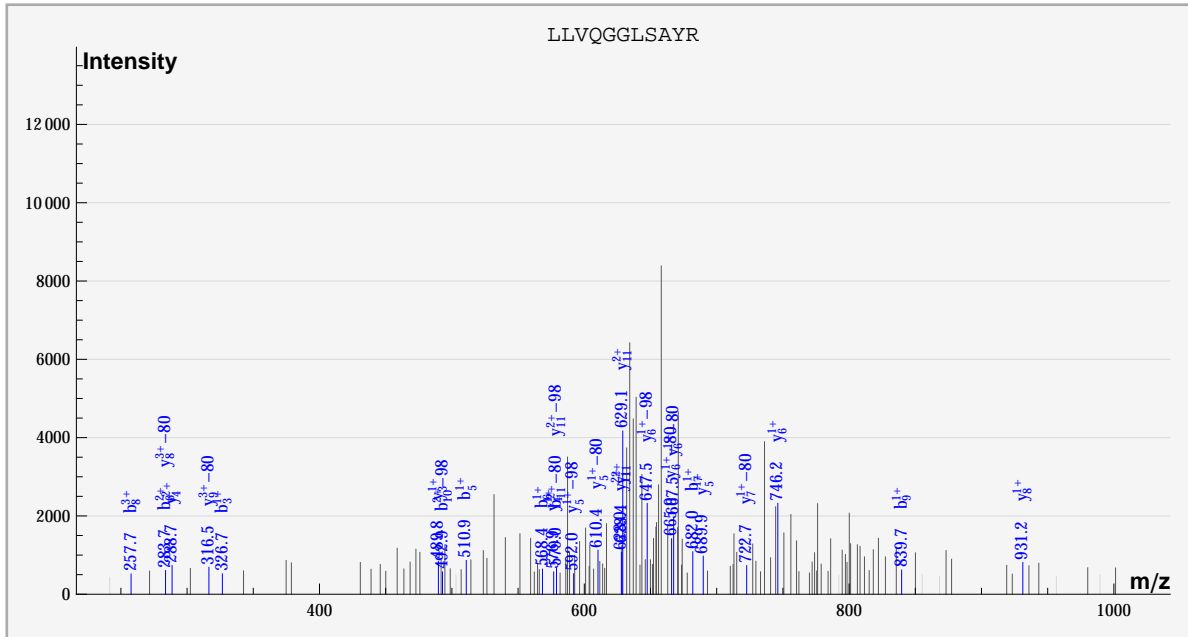
S\_Acido\_new%gi|68567871|gb|AA80800.1| SSYSTEELK%:PHOS:PHOS:PHOS::PHOS:::sample\_1%cmpd\_1566



	#	b	b*	#	y	y*	P	P*
S	1							✓
S	2			7	✓	✓		
Y	3			6	✓	✓		
S	4	✓		5		✓		
T	5	✓		4	✓			
E	6	✓		3	✓			
E	7	✓		2				
K	8	✓		1				



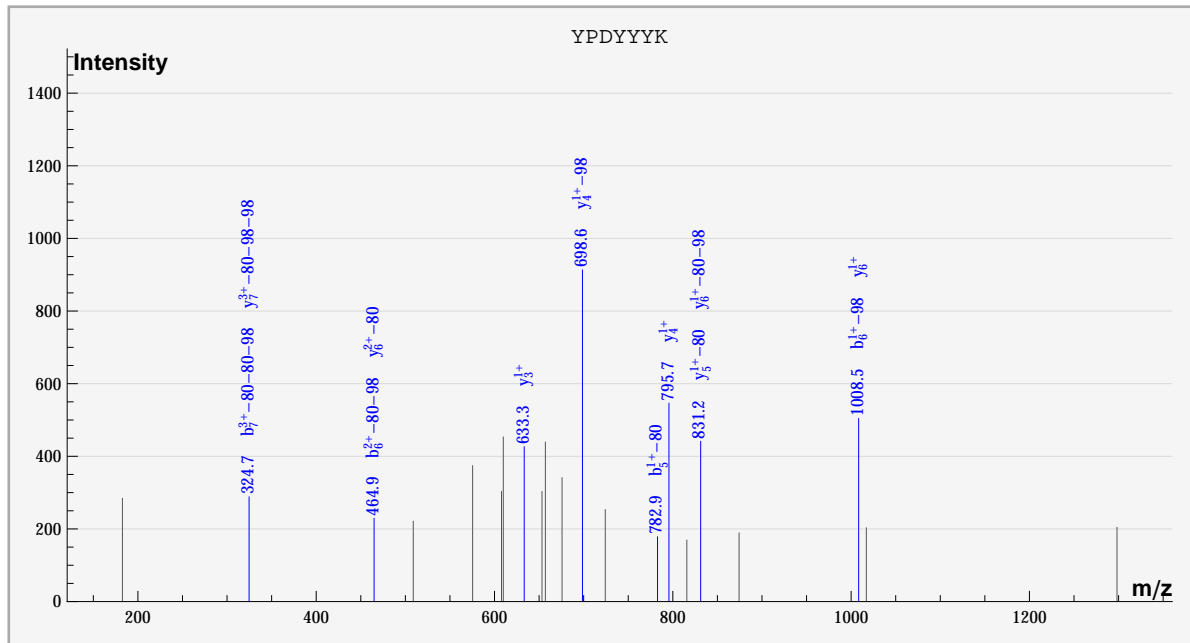
dbValid true LLVQGGLSAYR PHOS(1) 2. 627. 1.82355 5.2359 100. ? 2880.  
 S\_Acido\_new%gii68567839|gb|AAy80768.1| LLVQGGLSAYR%:::PHOS::%sample\_3%cmpd\_1496



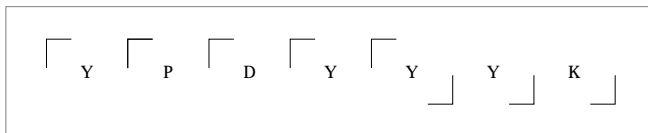
	#	b	b*	#	y	y*	P	P*
L	1						✓	✓
L	2			10				
V	3	✓		9		✓		
Q	4			8	✓	✓		
G	5	✓		7		✓		
G	6	✓		6	✓	✓		
L	7	✓		5	✓	✓		
S	8	✓		4	✓			
A	9	✓		3	✓			
Y	10		✓	2				
R	11		✓	1				

[ L L V Q G G L S A Y R ]

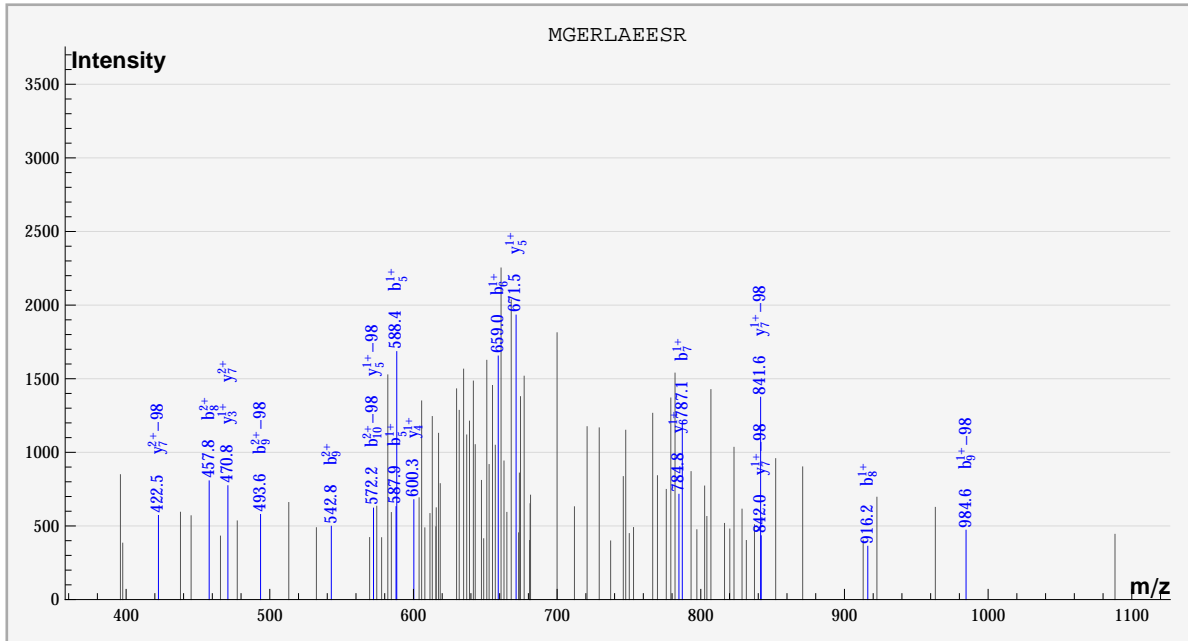
dbValid true YPDYYYY PHOS(3) 2. 627. -0.823993 5.45783 100. ? 4518.  
 S\_Acido\_new%gi|68567359|gb|AA80288.1| YPDYYYY%:PHOS:::PHOS:PHOS::%sample\_3%cmpd\_2998



	#	b	b*	#	y	y*	P	P*
Y	1							✓
P	2			6	✓	✓		
D	3			5		✓		
Y	4			4	✓	✓		
Y	5	✓		3		✓		
Y	6	✓		2				
K	7	✓		1				



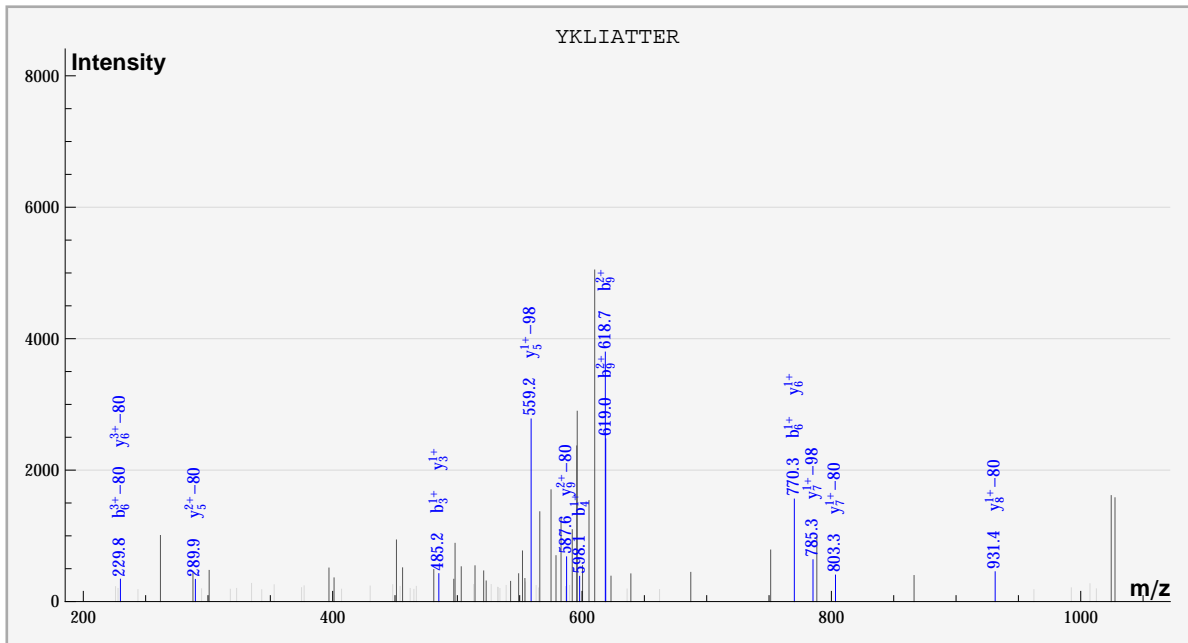
dbValid true MGERLAEESR PHOS(1) 2. 628. 1.26829 5.56383 100. ? 3480.  
 S\_Acido\_new%gi|68567294|gb|AAY80223.1| MGERLAEESR%:.....PHOS:%sample\_3%compd\_2051



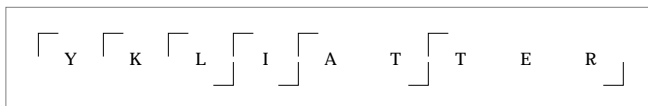
	#	b	b*	#	y	y*	P	P*
M	1							
G	2			9				
E	3			8				
R	4			7	✓	✓		
L	5	✓		6	✓			
A	6	✓		5	✓	✓		
E	7	✓		4	✓			
E	8	✓		3	✓			
S	9	✓	✓	2				
R	10		✓	1				



dbValid true YKLIATTER PHOS(2) 2. 629. -1.21984 5.25647 100. ? 1296.  
 S\_Acido\_new%gi|68568243|gb|AAY81172.1| YKLIATTER%:PHOS:::PHOS:::sample\_3%compd\_72

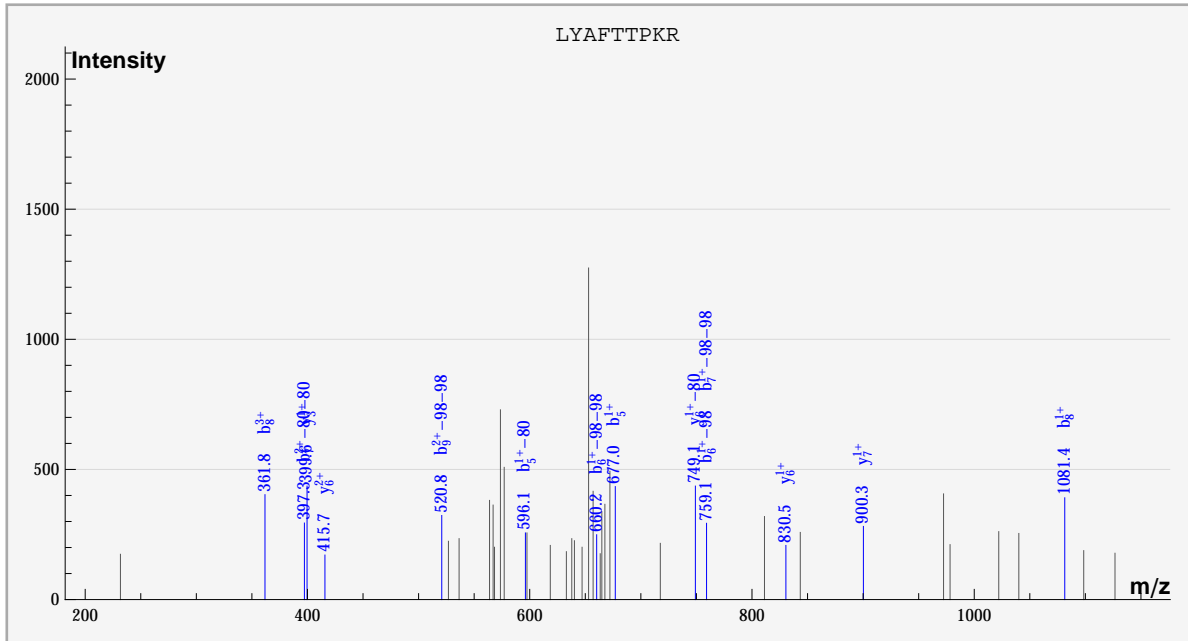


	#	b	b*	#	y	y*	P	P*
Y	1							✓
K	2			8		✓		
L	3	✓		7		✓		
I	4	✓		6	✓	✓		
A	5			5		✓		
T	6	✓	✓	4				
T	7			3	✓			
E	8			2				
R	9	✓		1				

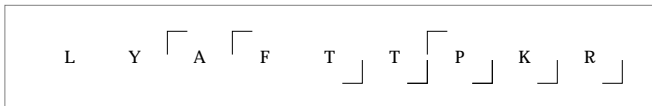




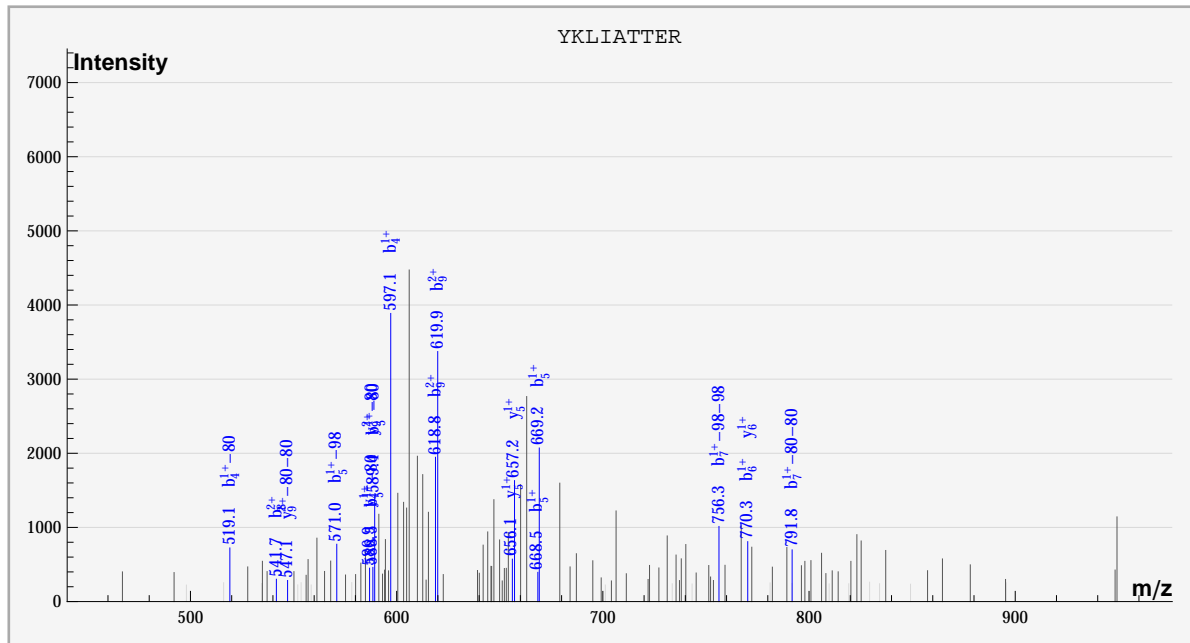
dbValid true LYAFTTPKR PHOS(2) 2. 629. -0.222583 5.27711 100. ? 1854.  
 S\_Acido\_new%gi|68566880|gb|AAAY79809.1| LYAFTTPKR::PHOS:::PHOS:::sample\_3%compd\_561



	#	b	b*	#	y	y*	P	P*
L	1							
Y	2			8				
A	3			7	✓			
F	4			6	✓	✓		
T	5	✓	✓	5				
T	6		✓	4				
P	7		✓	3	✓			
K	8	✓		2				
R	9		✓	1				



dbValid true YKLIATTER PHOS(2) 2. 629. -1.21984 5.38066 100. ? 2106.  
 S\_Acido\_new%gi|68568243|gb|AAY81172.1| YKLIATTER%:PHOS:::PHOS:::sample\_1%compd\_752

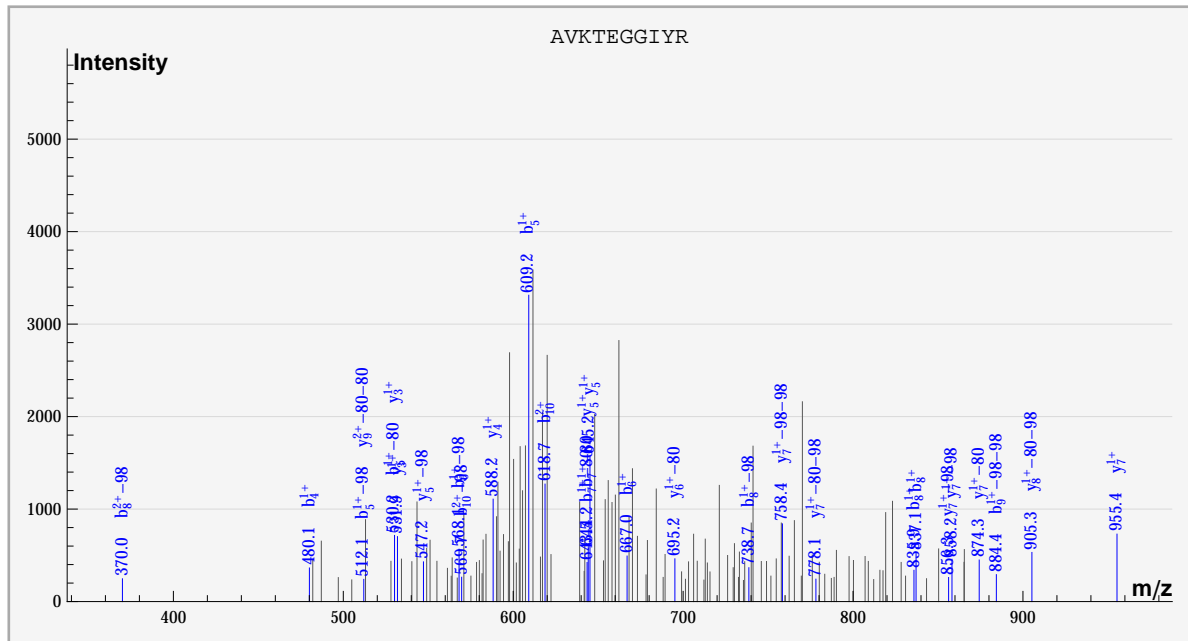


	#	b	b*	#	y	y*	P	P*
Y	1							✓
K	2			8				
L	3			7				
I	4	✓	✓	6	✓			
A	5	✓	✓	5	✓			
T	6	✓		4	✓			
T	7		✓	3				
E	8	✓		2				
R	9	✓		1				

Y K L I A T T E R

dbValid true AVKTEGGIYR PHOS(2) 2. 629. -1.73005 4.98806 100. ? 2298.

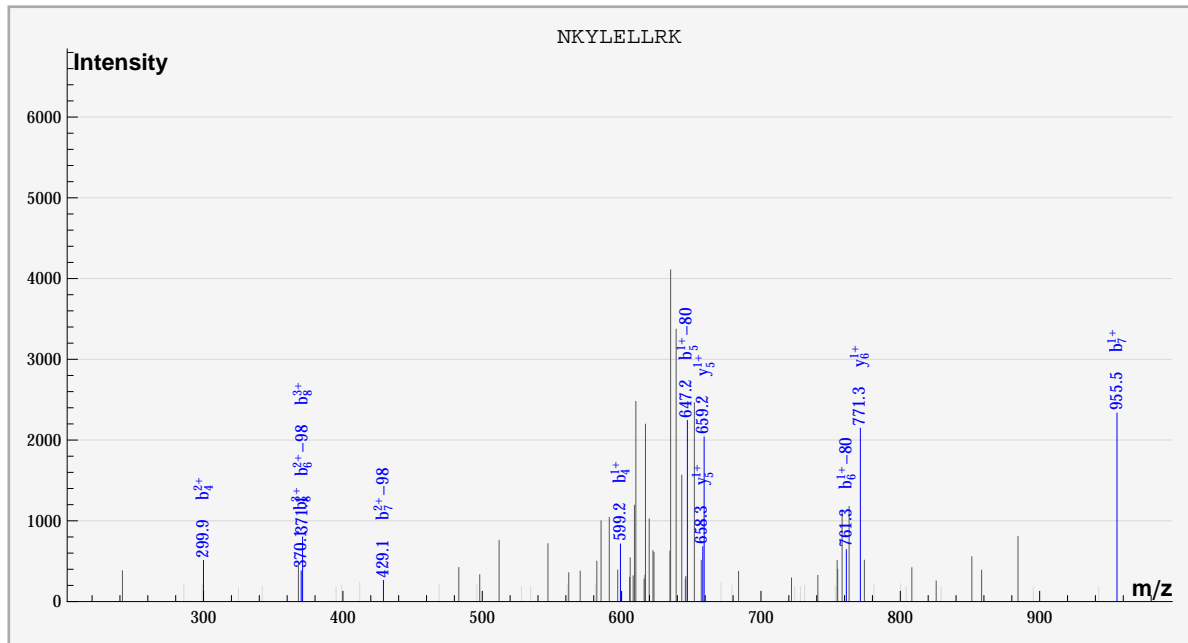
S\_Acido\_new%gi|68568389|gb|AAy81318.1| AVKTEGGIYR%:::PHOS:::PHOS::%sample\_1%compd\_912



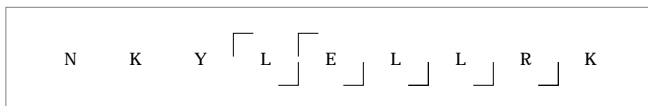
	#	b	b*	#	y	y*	P	P*
A	1							
V	2			9		✓		
K	3			8		✓		
T	4	✓		7	✓	✓		
E	5	✓	✓	6		✓		
G	6	✓	✓	5	✓	✓		
G	7		✓	4	✓			
I	8	✓	✓	3	✓			
Y	9		✓	2				
R	10	✓	✓	1				

A V K T E G G I Y R

dbValid true NKYLELLRK PHOS(1) 2. 629. -0.158253 5.0091 100. ? 3060.  
 S\_Acido\_new%gi|68568367|gb|AA81296.1| NKYLELLRK%:::PHOS:::sample\_3%cmpd\_1590

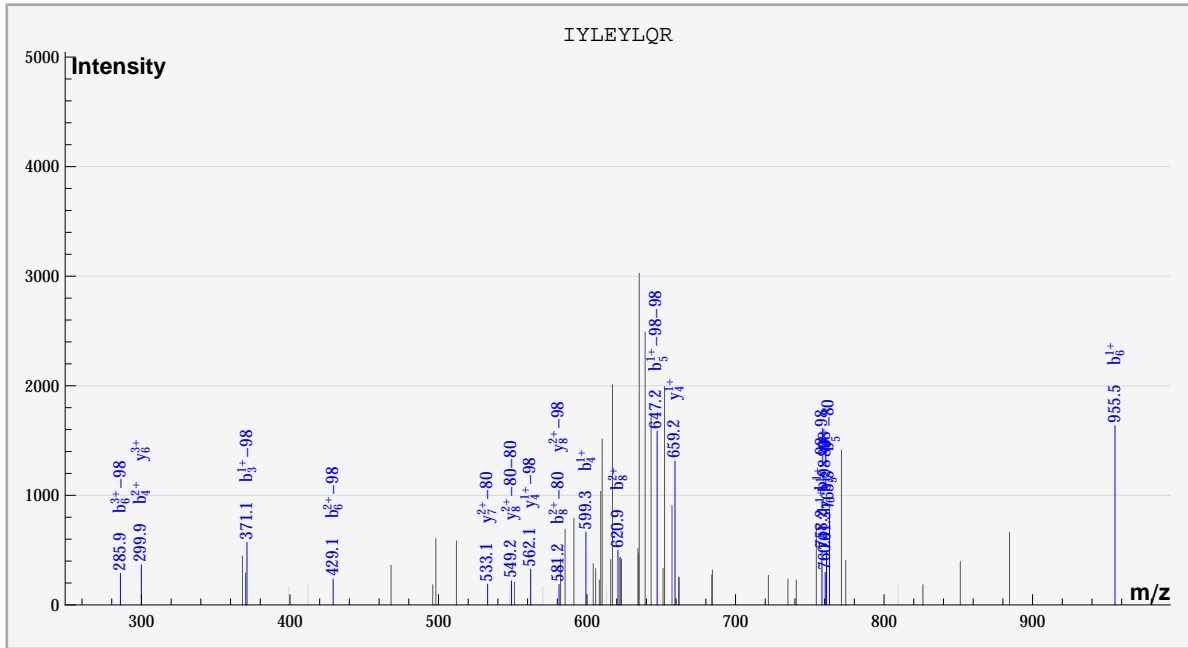


	#	b	b*	#	y	y*	P	P*
N	1							
K	2			8				
Y	3			7				
L	4	✓		6	✓			
E	5		✓	5	✓			
L	6		✓	4				
L	7	✓	✓	3				
R	8	✓		2				
K	9			1				

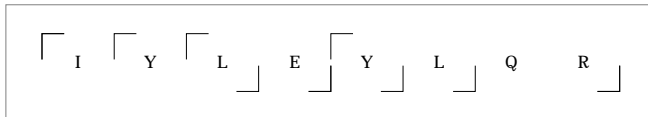


dbValid true IYLEYLQR PHOS(2) 2. 629. 0.269427 4.91158 100. ? 3108.

S\_Acido\_new%gi|68568467|gb|AAy81396.1| IYLEYLQR%::PHOS:::sample\_3%compd\_1631



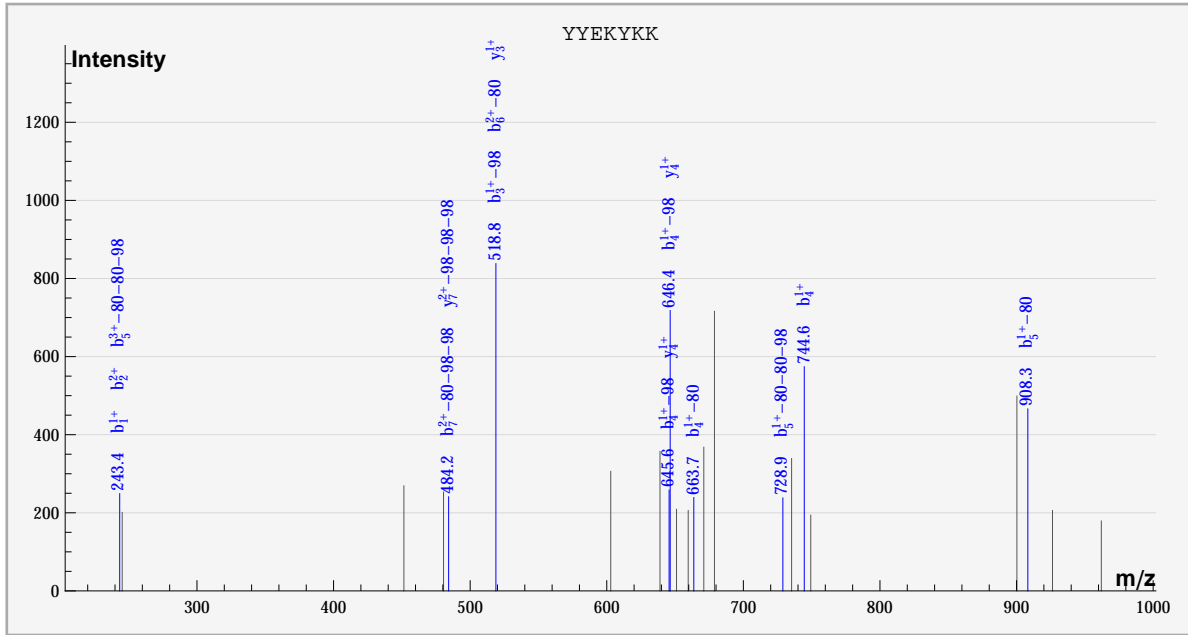
	#	b	b*	#	y	y*	P	P*
I	1							✓
Y	2			7		✓		
L	3		✓	6	✓			
E	4	✓		5				
Y	5		✓	4	✓	✓		
L	6	✓	✓	3				
Q	7			2				
R	8	✓	✓	1				



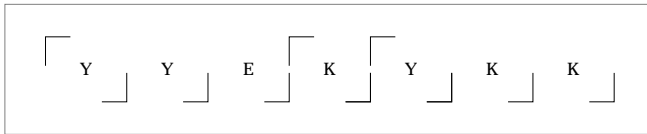


dbValid true YYEKYKK PHOS(3) 2. 630. 1.22075 5.19531 100. ? 3486.

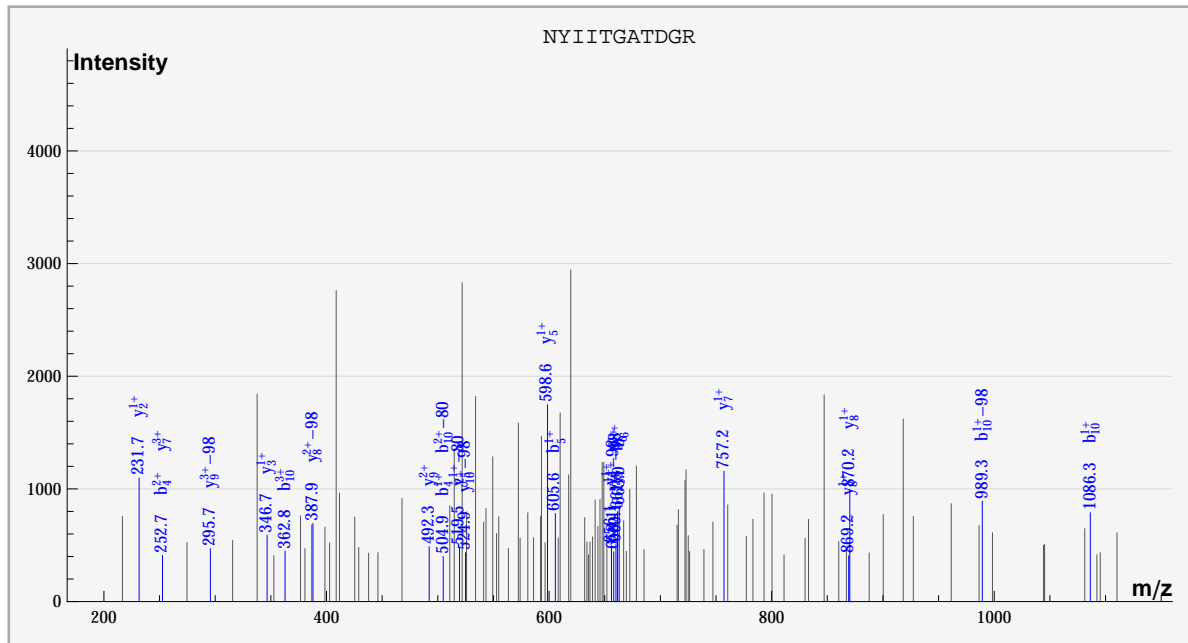
S\_Acido\_new%gi|68566981|gb|AA79910.1| YYEKYKK%:PHOS:PHOS::PHOS::%sample\_1%compd\_1886



	#	b	b*	#	y	y*	P	P*
Y	1	✓						✓
Y	2	✓		6				
E	3		✓	5				
K	4	✓	✓	4	✓			
Y	5		✓	3	✓			
K	6		✓	2				
K	7		✓	1				



dbValid true NYIITGATDGR PHOS(1) 2. 631. -0.215373 6.00915 100. ? 2334.  
 S\_Acido\_new%gi|68568026|gb|AAAY80955.1| NYIITGATDGR%::::::PHOS::::%sample\_1%cmpd\_1010

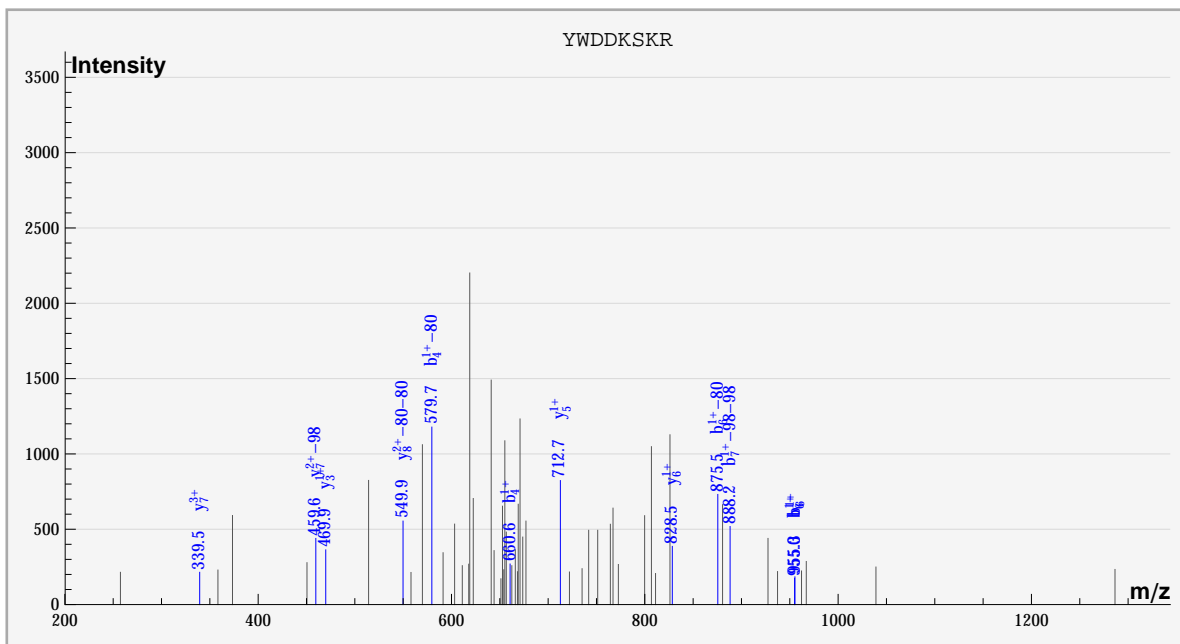


	#	b	b*	#	y	y*	P	P*
N	1							
Y	2			10		✓		
I	3			9		✓		
I	4	✓		8		✓		
T	5	✓		7		✓		
G	6	✓		6		✓		
A	7			5		✓		
T	8			4				
D	9			3		✓		
G	10	✓	✓	2		✓		
R	11			1				

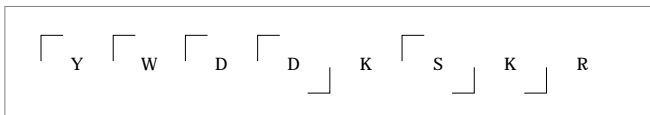
N Y I I T G A T D G R



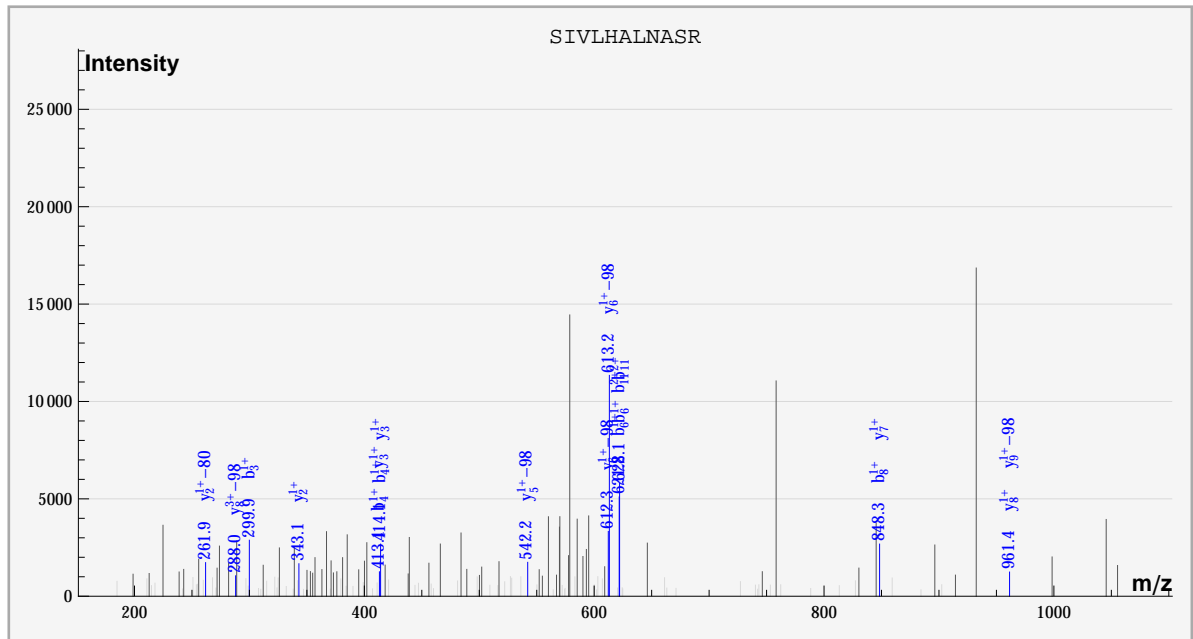
dbValid true YWDDKSKR PHOS(2) 2. 631. -1.76134 5.12926 100. ? 2952.  
 S\_Acido\_new%gi|68566572|gb|AA79501.1| YWDDKSKR%:PHOS:::PHOS::%sample\_1%compd\_1443



	#	b	b*	#	y	y*	P	P*
Y	1							✓
W	2			7	✓	✓		
D	3			6	✓			
D	4	✓	✓	5	✓			
K	5			4				
S	6	✓	✓	3	✓			
K	7		✓	2				
R	8			1				



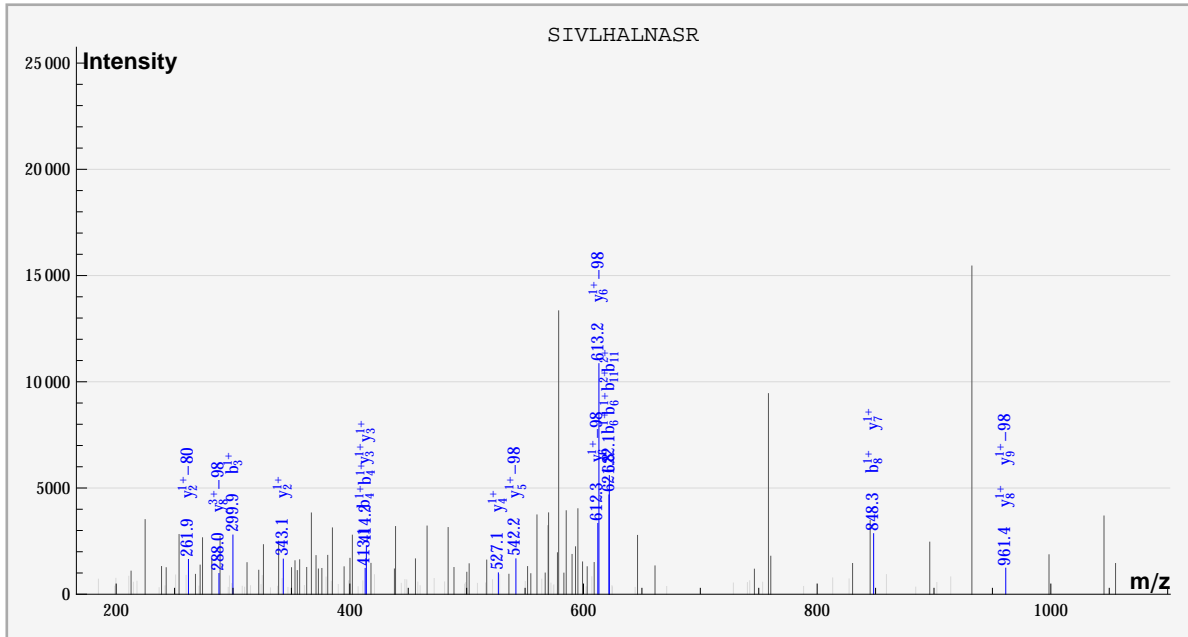
dbValid true SIVLHALNASR PHOS(1) 2. 632. -1.17337 6.35359 100. ? 1428.  
 S\_Acido\_new%gii68567549|gb|AAY80478.1| SIVLHALNASR%::::::::::PHOS::%sample\_0%cmpd\_170



	#	b	b*	#	y	y*	P	P*
S	1							
I	2			10				
V	3	✓		9		✓		
L	4	✓		8	✓	✓		
H	5			7	✓			
A	6	✓		6		✓		
L	7			5		✓		
N	8	✓		4				
A	9			3	✓			
S	10			2	✓	✓		
R	11	✓		1				

S I V L H A L N A S R

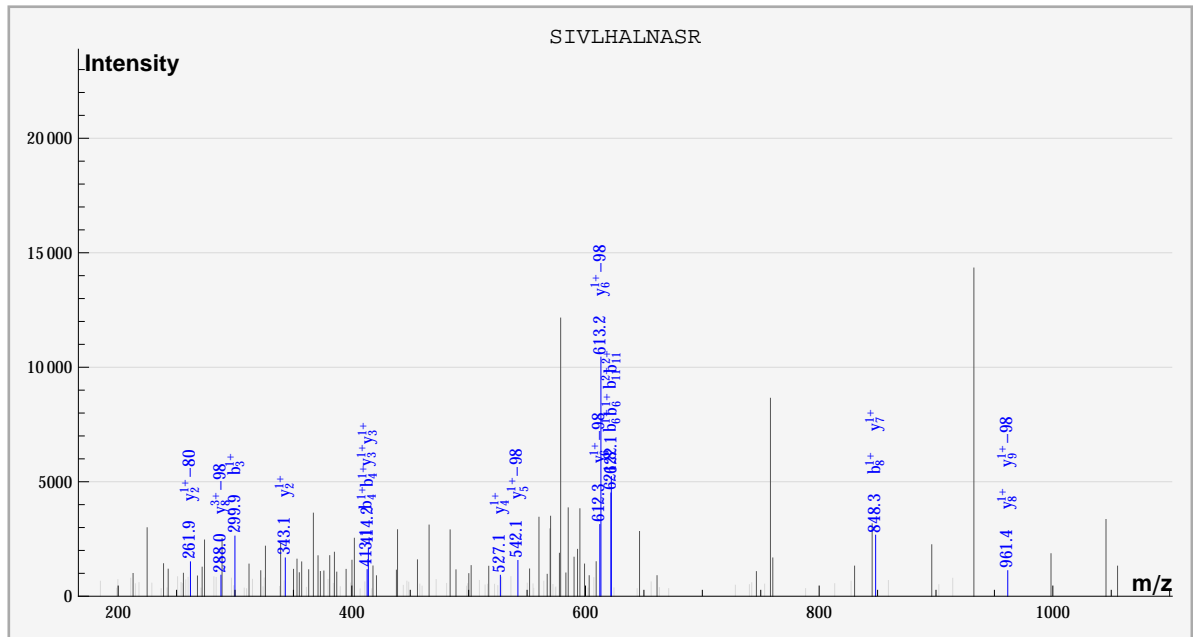
dbValid true SIVLHALNASR PHOS(1) 2. 632. -1.17337 6.33214 100. ? 1440.  
 S\_Acido\_new%gi|68567549|gb|AAI80478.1| SIVLHALNASR%.....PHOS::%sample\_0%cmpd\_179



	#	b	b*	#	y	y*	P	P*
S	1							
I	2			10				
V	3	✓		9		✓		
L	4	✓		8	✓	✓		
H	5			7	✓			
A	6	✓		6		✓		
L	7			5		✓		
N	8	✓		4	✓			
A	9			3	✓			
S	10			2	✓	✓		
R	11	✓		1				

S I V L H A L N A S R

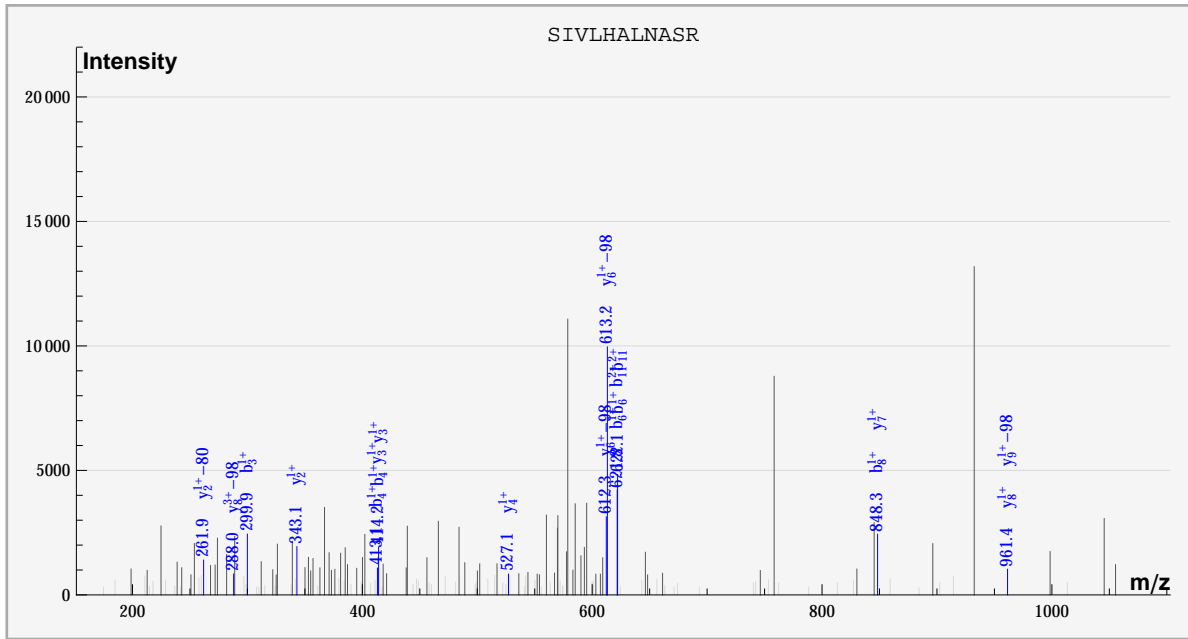
dbValid true SIVLHALNASR PHOS(1) 2. 632. -1.17337 6.18529 100. ? 1452.  
 S\_Acido\_new%gi|68567549|gb|AA80478.1| SIVLHALNASR%.....PHOS::%sample\_0%cmpd\_188



	#	b	b*	#	y	y*	P	P*
S	1							
I	2			10				
V	3	✓		9		✓		
L	4	✓		8	✓	✓		
H	5			7	✓			
A	6	✓		6		✓		
L	7			5		✓		
N	8	✓		4	✓			
A	9			3	✓			
S	10			2	✓	✓		
R	11	✓		1				

S I V L H A L N A S R

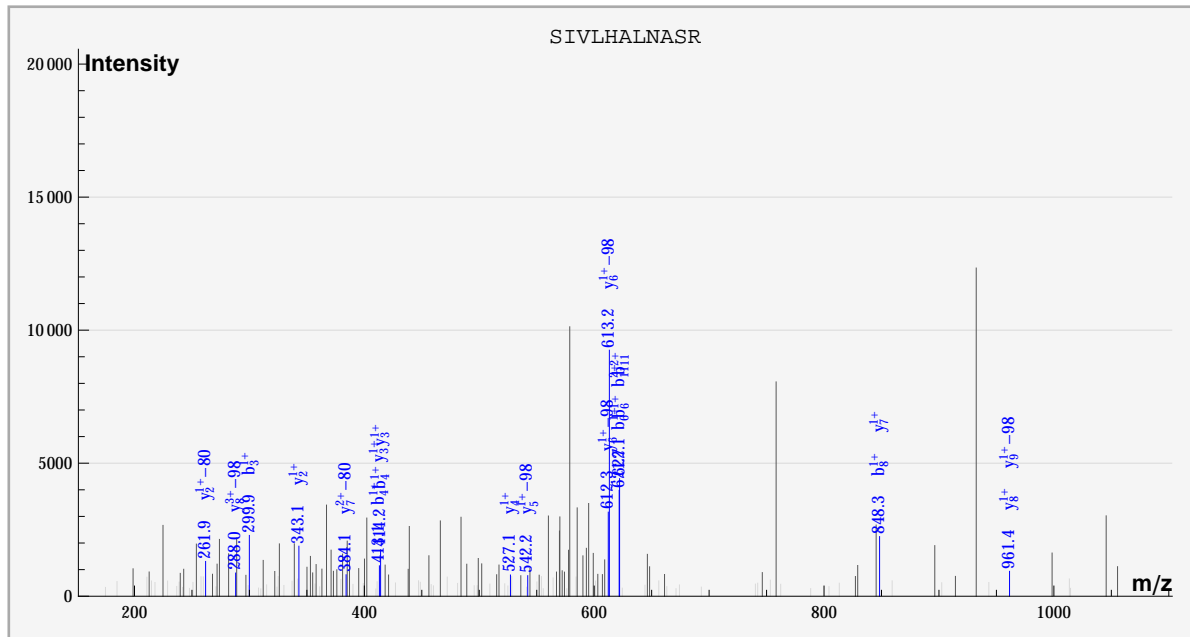
dbValid true SIVLHALNASR PHOS(1) 2. 632. -1.17337 6.62019 100. ? 1464.  
 S\_Acido\_new%gi|68567549|gb|AAY80478.1| SIVLHALNASR%::::::::::PHOS::%sample\_0%compd\_199



	#	b	b*	#	y	y*	P	P*
S	1							
I	2			10				
V	3	✓		9		✓		
L	4	✓		8	✓	✓		
H	5			7	✓			
A	6	✓		6		✓		
L	7			5				
N	8	✓		4	✓			
A	9			3	✓			
S	10			2	✓	✓		
R	11	✓		1				

S I V L H A L N A S R

dbValid true SIVLHALNASR PHOS(1) 2. 632. -1.17337 5.97873 100. ? 1476.  
 S\_Acido\_new%gi|68567549|gb|AAy80478.1| SIVLHALNASR%::::::::::PHOS::%sample\_0%compd\_209

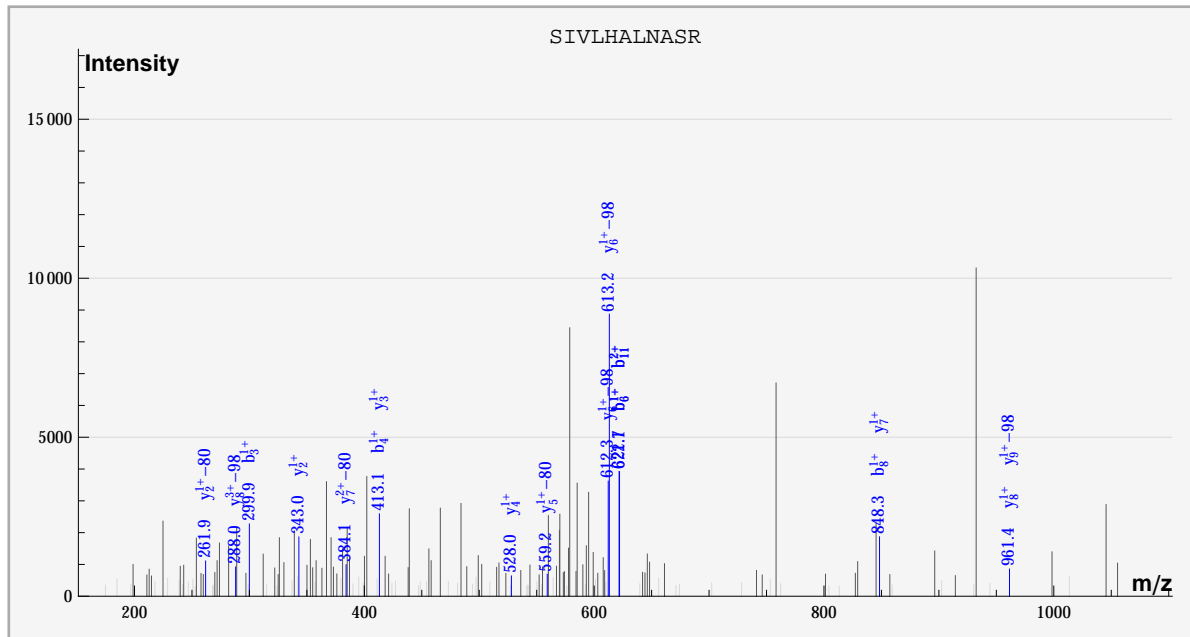


	#	b	b*	#	y	y*	P	P*
S	1							
I	2			10				
V	3	✓		9		✓		
L	4	✓		8	✓	✓		
H	5			7	✓	✓		
A	6	✓		6		✓		
L	7			5		✓		
N	8	✓		4	✓			
A	9			3	✓			
S	10			2	✓	✓		
R	11	✓		1				

S I V L H A L N A S R



dbValid true SIVLHALNASR PHOS(1) 2. 632. -1.17337 5.51726 100. ? 1500.  
 S\_Acido\_new%gi|68567549|gb|AAy80478.1| SIVLHALNASR%.....PHOS::%sample\_0%cmpd\_228



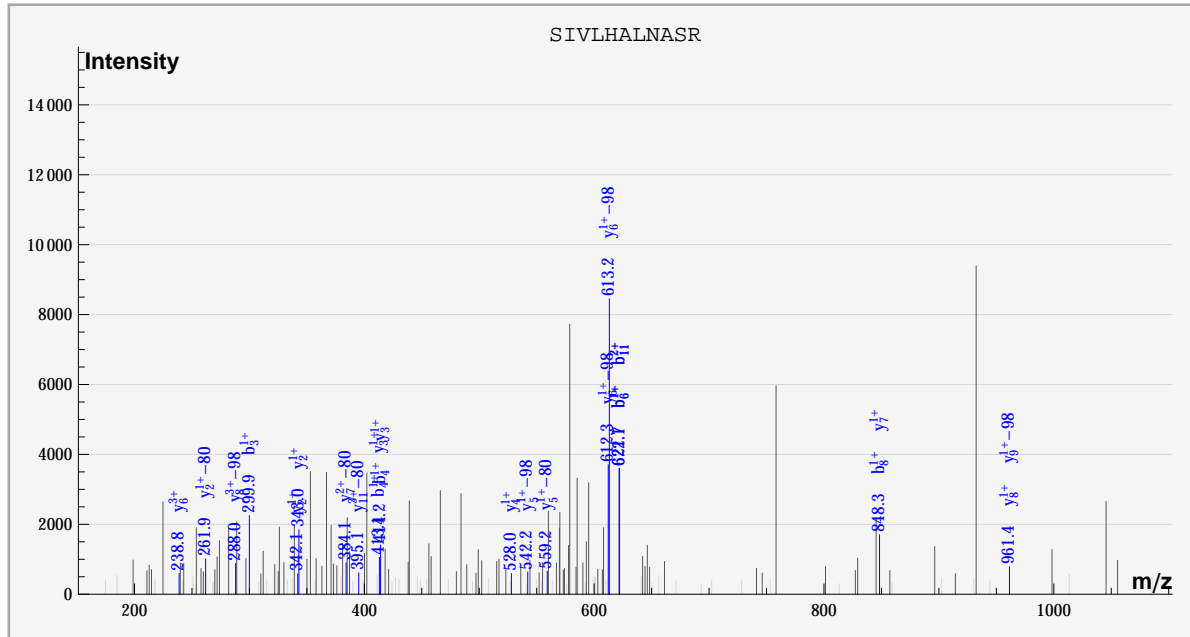
	#	b	b*	#	y	y*	P	P*
S	1							
I	2			10				
V	3	✓		9		✓		
L	4	✓		8	✓	✓		
H	5			7	✓	✓		
A	6	✓		6		✓		
L	7			5		✓		
N	8	✓		4	✓	✓		
A	9			3	✓	✓		
S	10			2	✓	✓		
R	11	✓		1				

S I V L H A L N A S R



dbValid true SIVLHALNASR PHOS(1) 2. 632. -1.17337 5.29887 100. ? 1512.

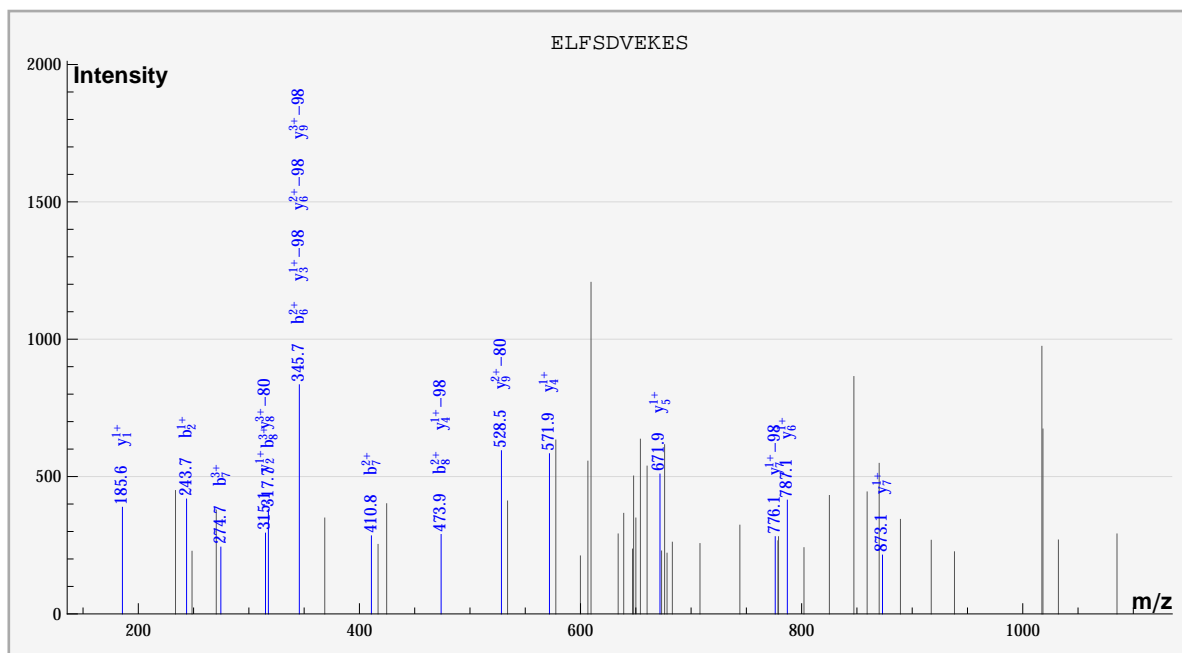
S\_Acido\_new%gi|68567549|gb|AAy80478.1| SIVLHALNASR%.....PHOS::%sample\_0%compd\_239



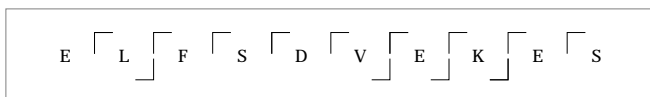
	#	b	b*	#	y	y*	P	P*
S	1							✓
I	2			10				
V	3	✓		9		✓		
L	4	✓		8	✓	✓		
H	5			7	✓	✓		
A	6	✓		6	✓	✓		
L	7			5		✓		
N	8	✓		4	✓	✓		
A	9			3	✓	✓		
S	10			2	✓	✓		
R	11	✓		1				

S I V L H A L N A S R

dbValid true ELFS DVEKES PHOS(1) 2. 632. -0.236978 5.09625 100. ? 1878.  
 S\_Acido\_new%gi|68567093|gb|AAY80022.1| ELFS DVEKES%:.....PHOS:%sample\_1%compd\_590

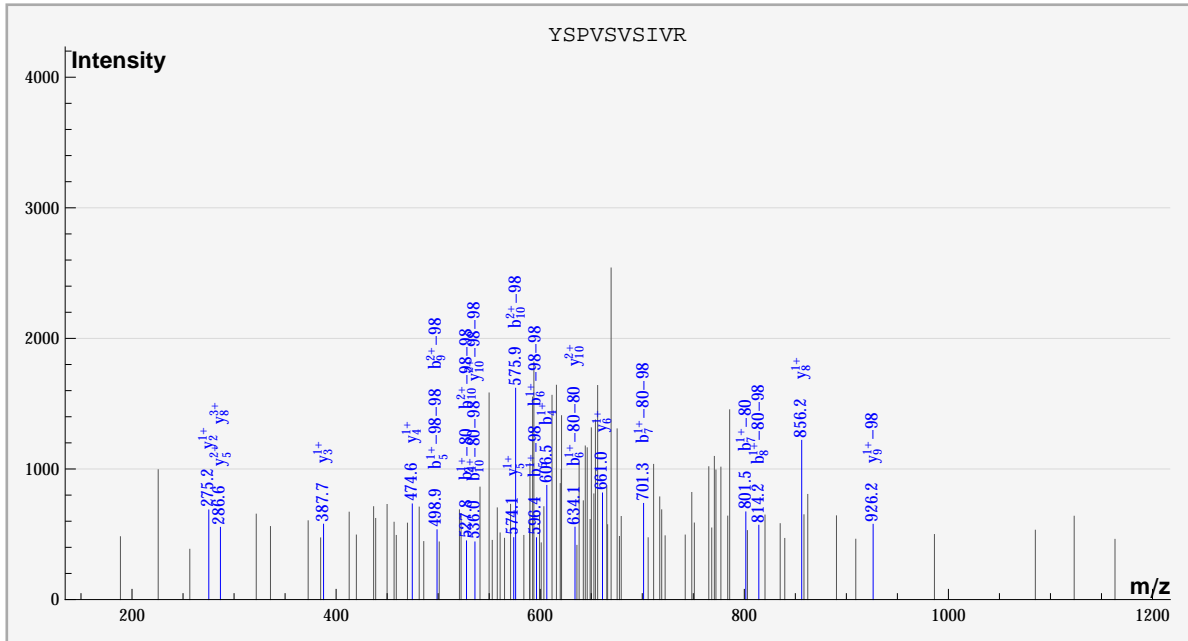


	#	b	b*	#	y	y*	P	P*
E	1							
L	2	✓		9		✓		
F	3			8		✓		
S	4			7	✓	✓		
D	5			6	✓	✓		
V	6	✓		5	✓	✓		
E	7	✓		4	✓	✓		
K	8	✓		3		✓		
E	9			2	✓			
S	10			1	✓			

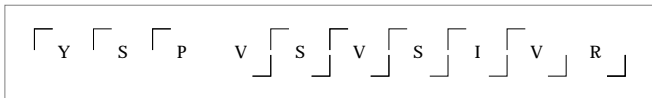


dbValid true YSPVSVSIVR PHOS(2) 2. 632. 1.78016 5.18729 100. ? 2448.

S\_Acido\_new%gi|68566581|gb|AAAY79510.1| YSPVSVSIVR%:PHOS:PHOS:.....%sample\_1%compd\_1111

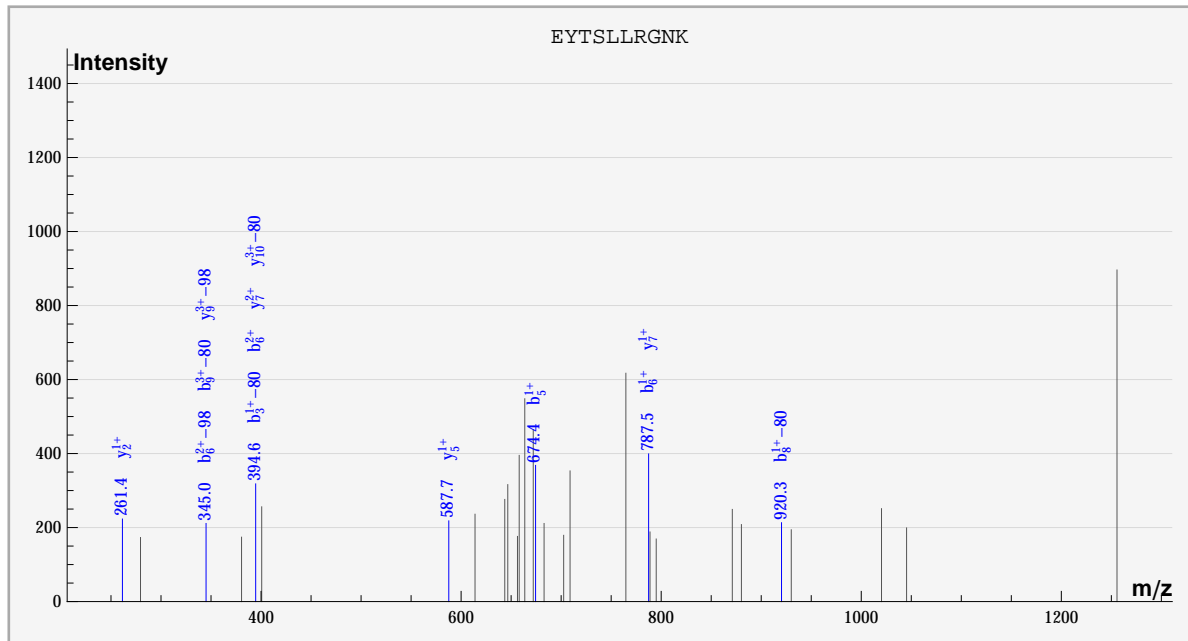


	#	b	b*	#	y	y*	P	P*
Y	1						✓	✓
S	2			9		✓		
P	3			8		✓		
V	4	✓	✓	7				
S	5		✓	6		✓		
V	6		✓	5		✓		
S	7		✓	4		✓		
I	8		✓	3		✓		
V	9		✓	2		✓		
R	10		✓	1				

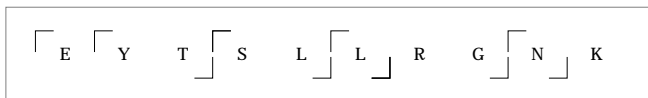


dbValid true EYTSLLRGNK PHOS(1) 2. 632. -1.19718 5.21431 100. ? 4668.

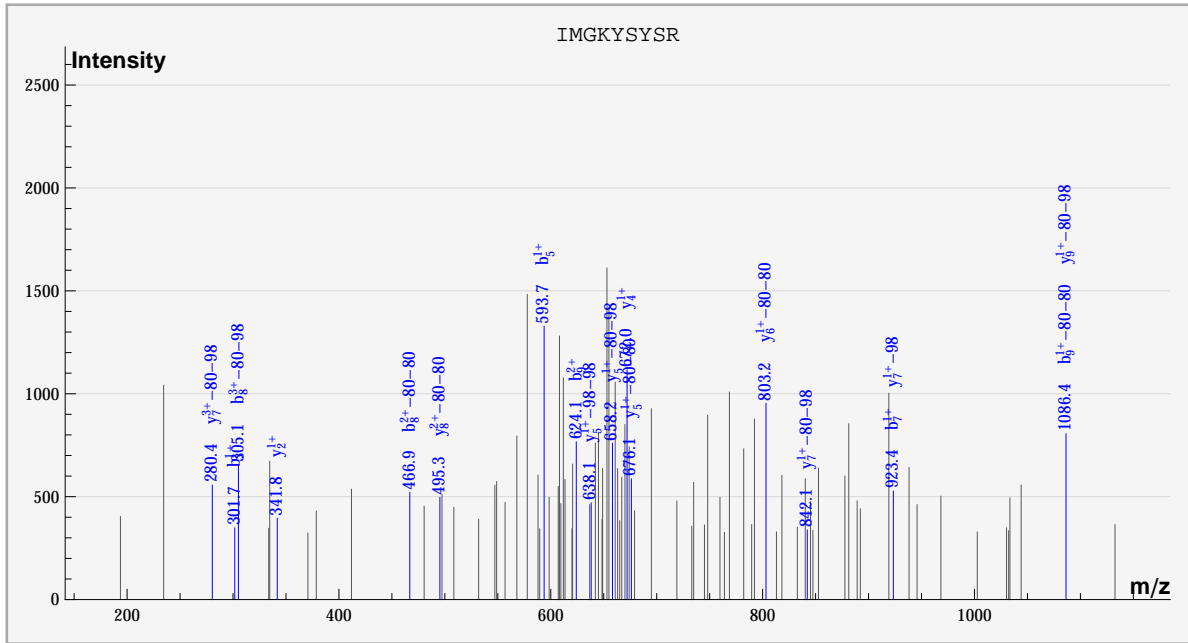
S\_Acido\_new%gi|68566808|gb|AAY79737.1| EYTSLLRGNK%::PHOS:::.....%sample\_1%compd\_3144



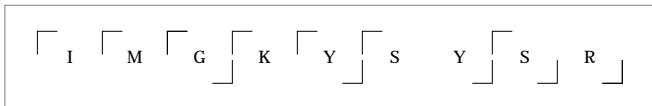
	#	b	b*	#	y	y*	P	P*
E	1							✓
Y	2			9		✓		
T	3		✓	8				
S	4			7		✓		
L	5	✓		6				
L	6	✓	✓	5		✓		
R	7			4				
G	8		✓	3				
N	9		✓	2		✓		
K	10			1				



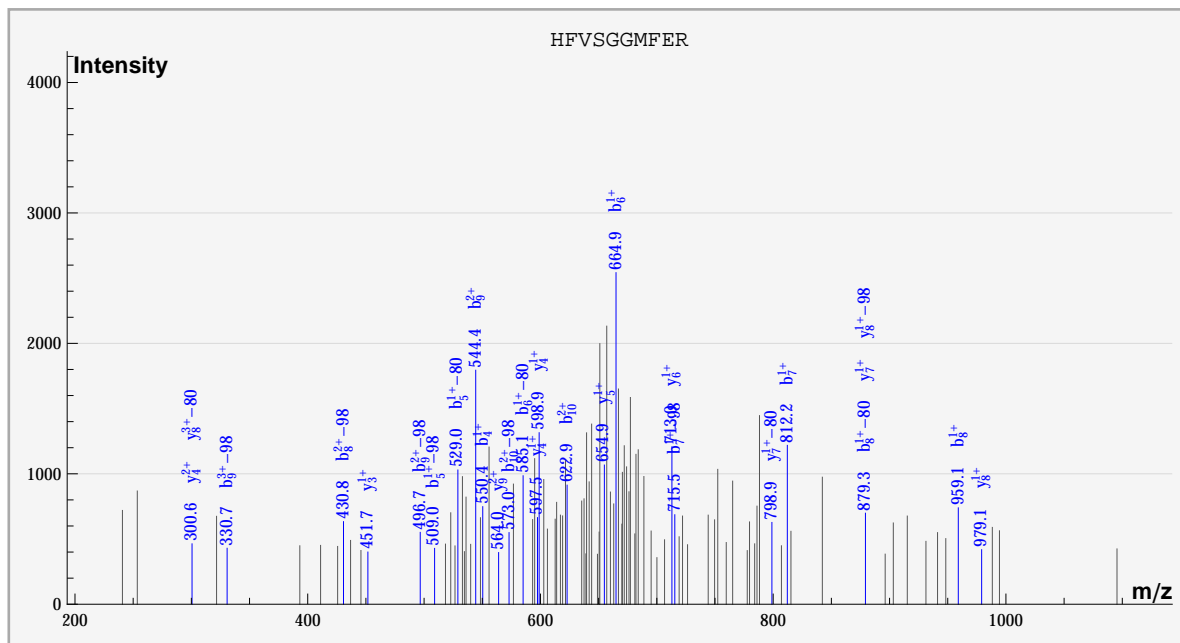
dbValid true IMGKYSYSR PHOS(2) 2. 633. -0.254733 5.50614 100. ? 2106.  
 S\_Acido\_new%gi|68568459|gb|AAY81388.1| IMGKYSYSR%:::PHOS:PHOS::%sample\_1%compd\_802



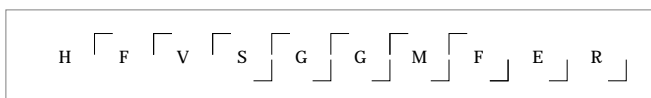
	#	b	b*	#	y	y*	P	P*
I	1							✓
M	2			8		✓		
G	3	✓		7		✓		
K	4			6		✓		
Y	5	✓		5		✓		
S	6			4	✓			
Y	7	✓		3				
S	8		✓	2	✓			
R	9	✓	✓	1				



dbValid true HFVSGGMFER Oxidation\_M(1),PHOS(1) 2. 633. -1.24519 6.55522 100. ? 2448.  
 S\_Acido\_new%gil68567462|gb|AAy80391.1| HFVSGGMFER%::::PHOS:::Oxidation\_M:::::sample\_1%compd\_1112

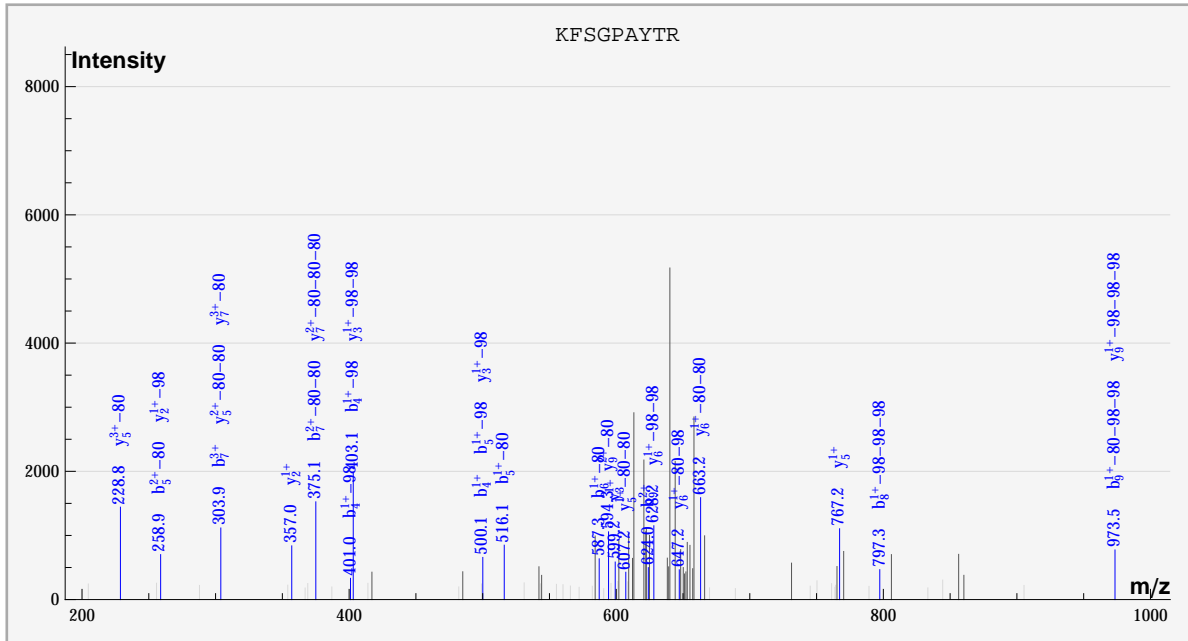


	#	b	b*	#	y	y*	P	P*
H	1							
F	2			9	✓			
V	3			8	✓	✓		
S	4	✓		7	✓	✓		
G	5		✓	6	✓			
G	6	✓	✓	5	✓			
M	7	✓	✓	4	✓			
F	8	✓	✓	3	✓			
E	9	✓	✓	2				
R	10	✓	✓	1				

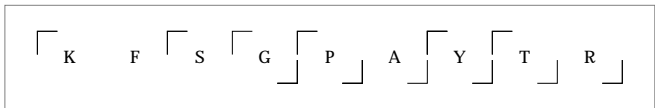


dbValid true KFSGPAYTR PHOS(3) 2. 633. 0.721442 5.12185 100. ? 2862.

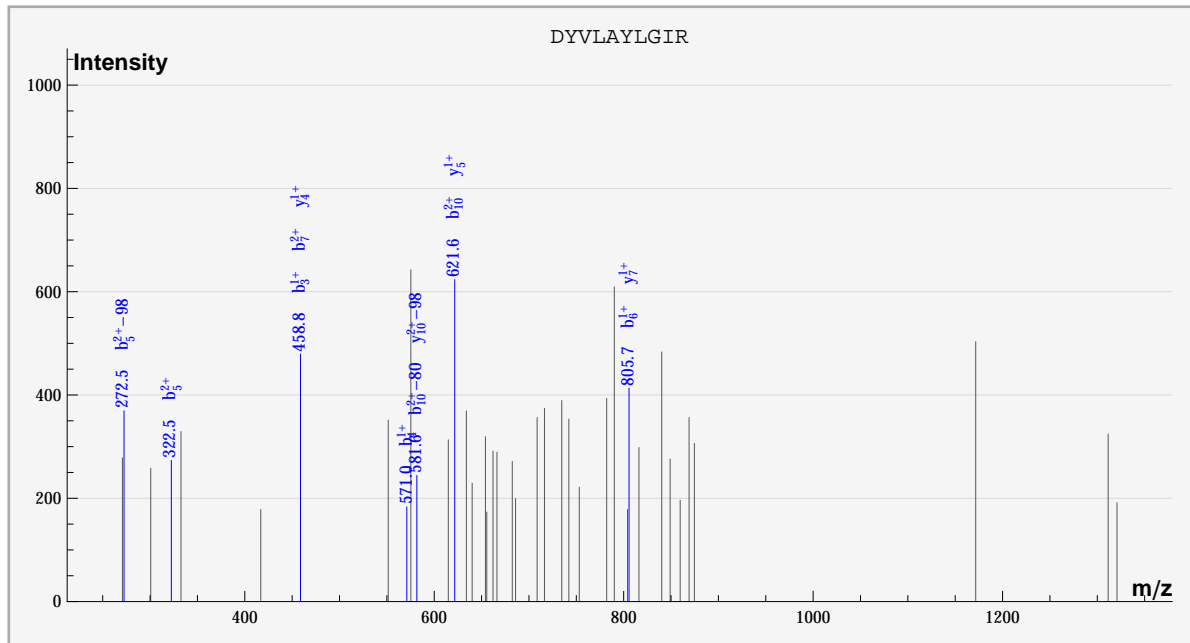
S\_Acido\_new%gi|68566666|gb|AA79595.1| KFSGPAYTR%:::PHOS:::PHOS:PHOS::%sample\_0%compd\_1392



	#	b	b*	#	y	y*	P	P*
K	1							✓
F	2			8				
S	3			7		✓		
G	4	✓	✓	6		✓		
P	5		✓	5	✓	✓		
A	6		✓	4				
Y	7	✓	✓	3	✓	✓		
T	8		✓	2	✓	✓		
R	9	✓	✓	1				



dbValid true DYVLAYLGIR PHOS(1) 2. 633. -1.18735 5.3406 100. ? 3978.  
 S\_Acido\_new%gii68568278|gb|AAY81207.1| DYVLAYLGIR%::PHOS:::.....%sample\_1%compd\_2517

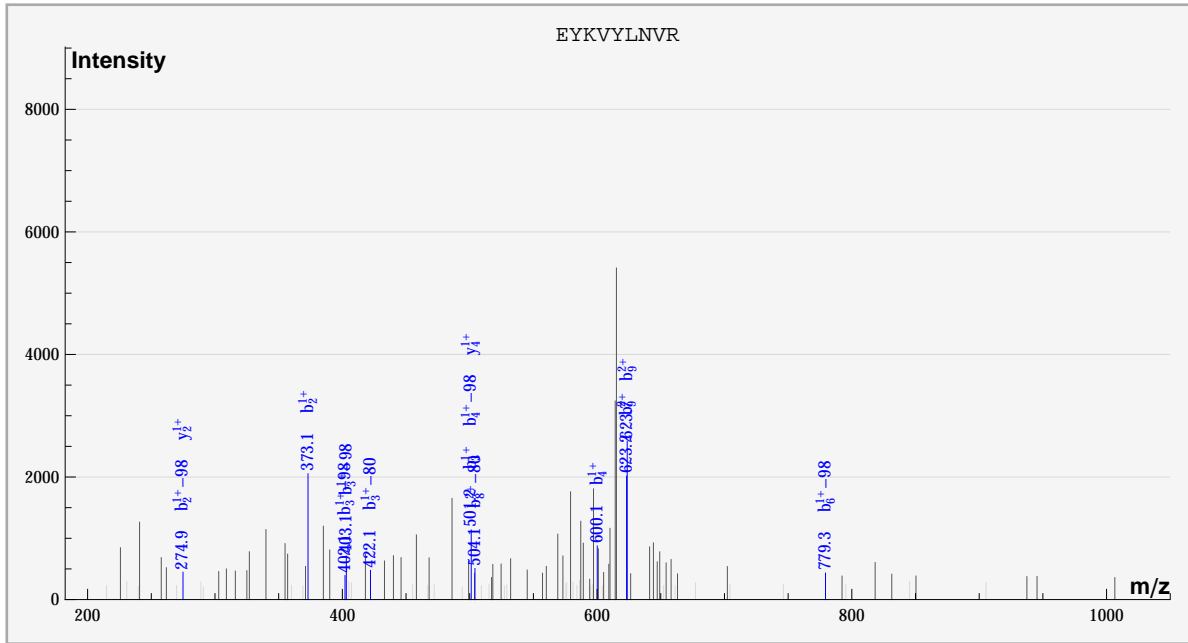


	#	b	b*	#	y	y*	P	P*
D	1							✓
Y	2			9				
V	3	✓		8				
L	4	✓		7	✓			
A	5	✓	✓	6				
Y	6	✓		5	✓			
L	7	✓		4	✓			
G	8			3				
I	9			2				
R	10	✓	✓	1				

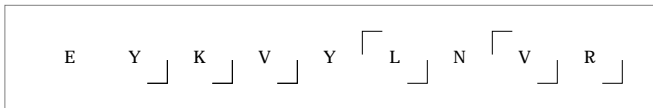




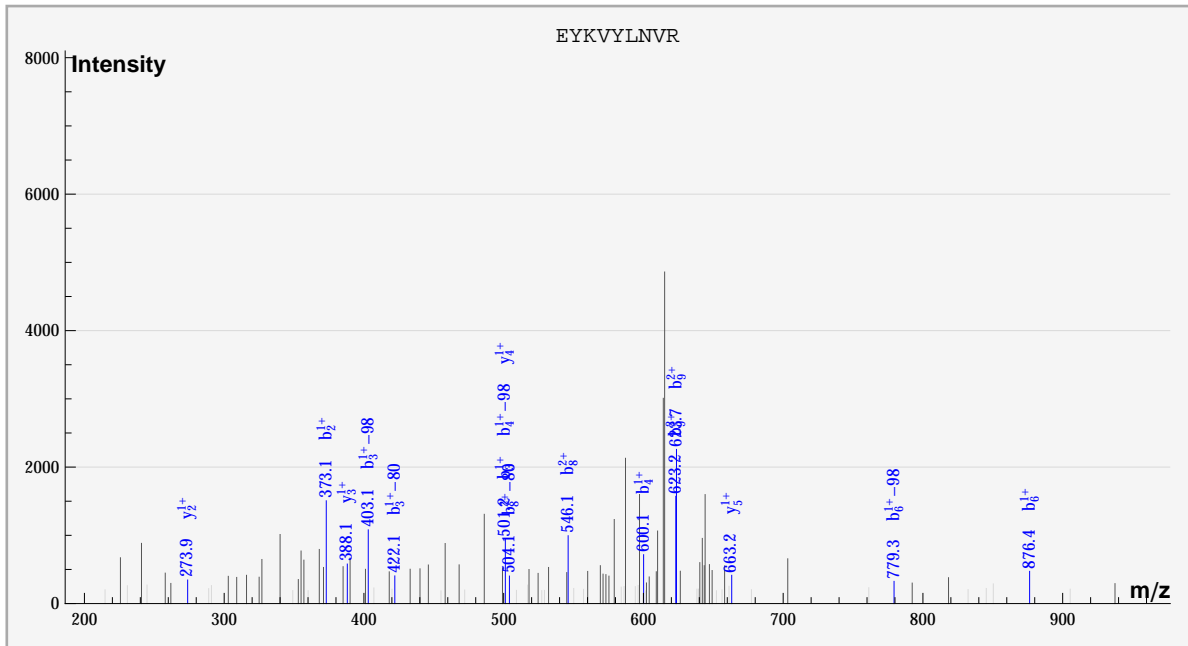
dbValid true EYKVYLNVR PHOS(1) 2. 634. -1.68972 5.20991 100. ? 1500.  
 S\_Acido\_new%gi|68567913|gb|AAY80842.1| EYKVYLNVR%::PHOS:::::sample\_0%cmpd\_230



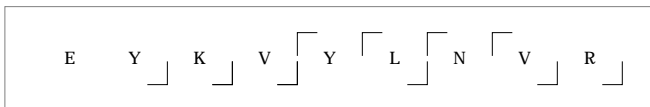
	#	b	b*	#	y	y*	P	P*
E	1							
Y	2	✓	✓	8				
K	3	✓	✓	7				
V	4	✓	✓	6				
Y	5			5				
L	6		✓	4	✓			
N	7			3				
V	8		✓	2	✓			
R	9	✓		1				



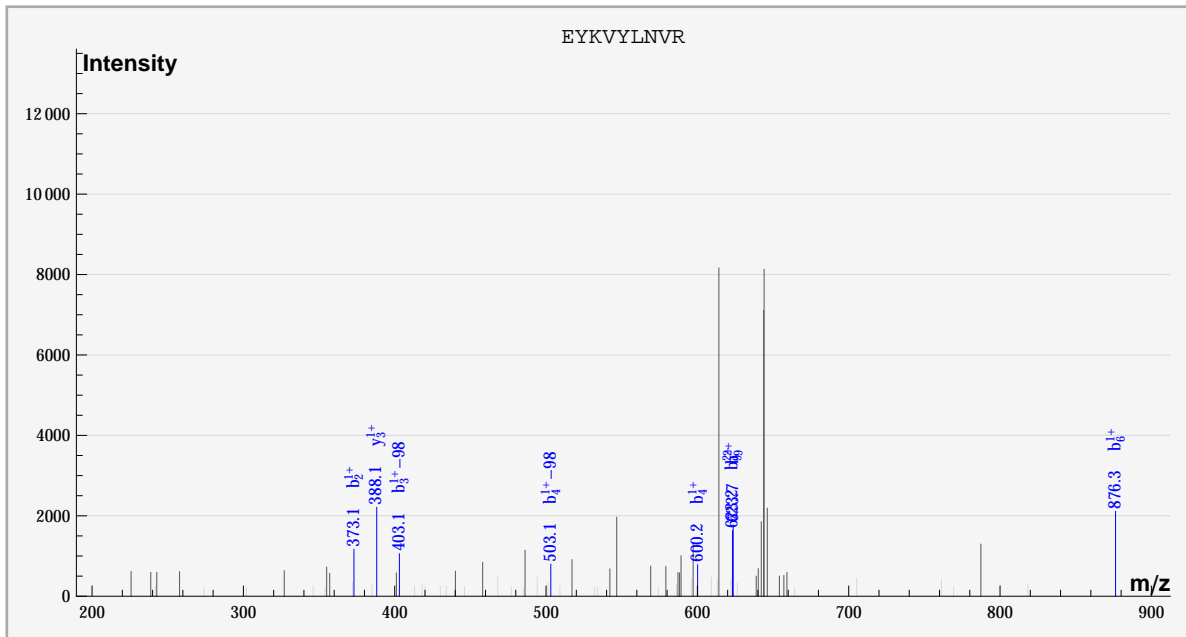
dbValid true EYKVYLNVR PHOS(1) 2. 634. -1.68972 5.01449 100. ? 1536.  
 S\_Acido\_new%gi|68567913|gb|AAY80842.1| EYKVYLNVR%::PHOS:.....%sample\_0%cmpd\_261



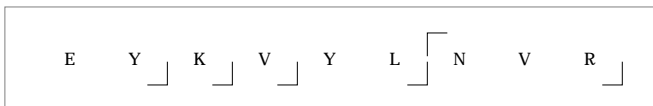
	#	b	b*	#	y	y*	P	P*
E	1							
Y	2	✓		8				
K	3	✓	✓	7				
V	4	✓	✓	6				
Y	5			5	✓			
L	6	✓	✓	4	✓			
N	7			3	✓			
V	8	✓	✓	2	✓			
R	9	✓		1				



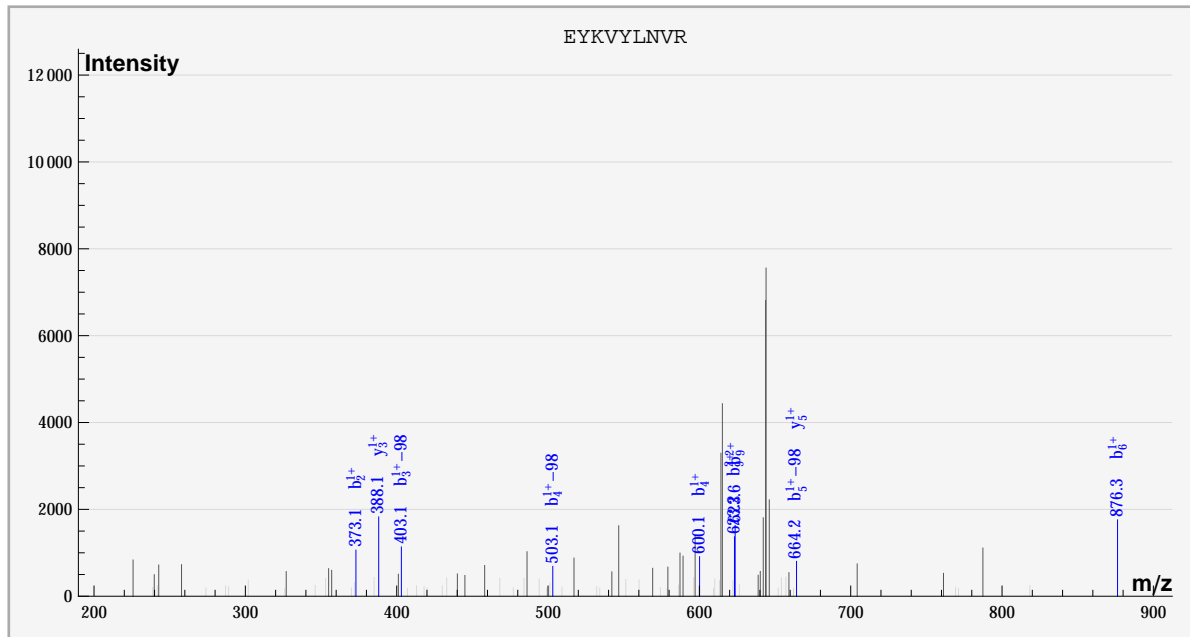
dbValid true EYKVYLNVR PHOS(1) 2. 634. -1.68972 5.26408 100. ? 1668.  
 S\_Acido\_new%gi|68567913|gb|AAY80842.1| EYKVYLNVR%::PHOS::::::%sample\_0%cmpd\_376



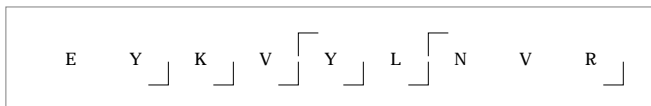
	#	b	b*	#	y	y*	P	P*
E	1							
Y	2	✓		8				
K	3		✓	7				
V	4	✓	✓	6				
Y	5			5				
L	6	✓		4				
N	7			3	✓			
V	8			2				
R	9	✓		1				



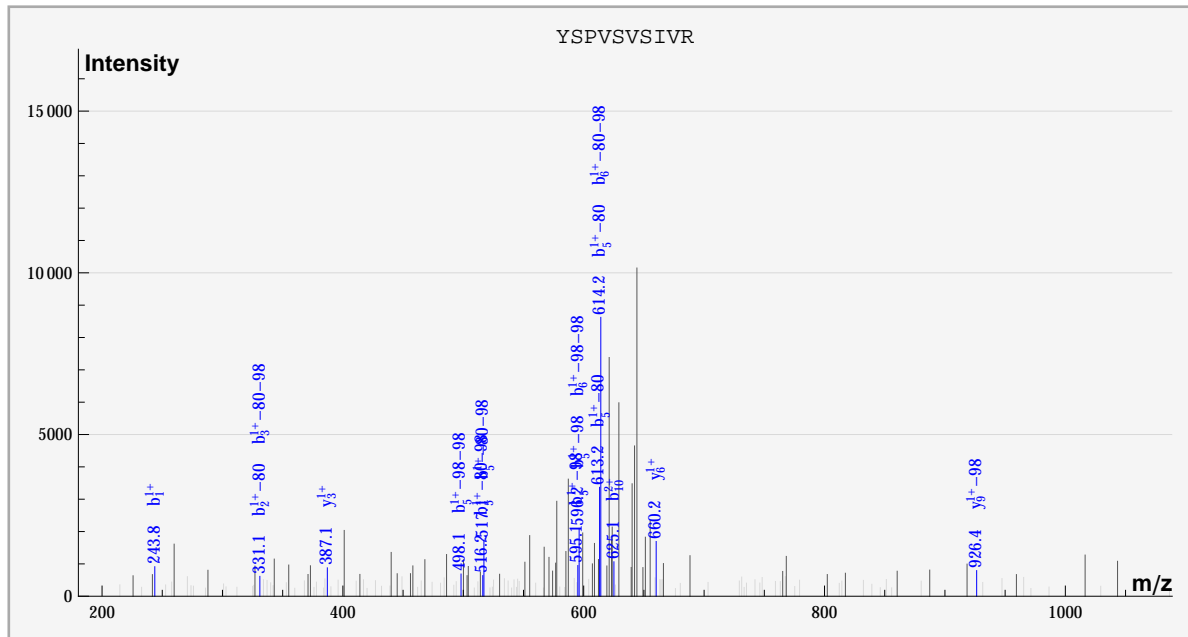
dbValid true EYKVYLNR PHOS(1) 2. 634. -1.68972 5.19234 100. ? 1692.  
 S\_Acido\_new%gi|68567913|gb|AAY80842.1| EYKVYLNR%::PHOS:::sample\_0%cmpd\_396



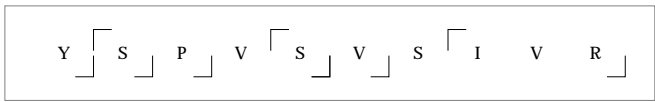
	#	b	b*	#	y	y*	P	P*
E	1							
Y	2	✓		8				
K	3		✓	7				
V	4	✓	✓	6				
Y	5		✓	5	✓			
L	6	✓		4				
N	7			3	✓			
V	8			2				
R	9	✓		1				



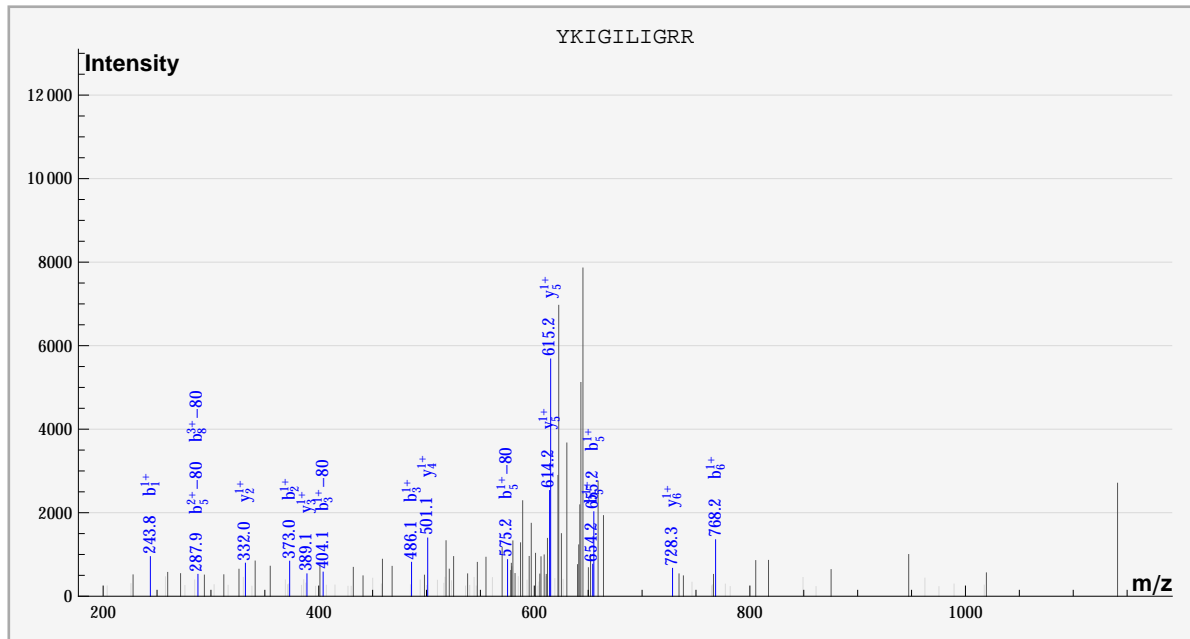
dbValid true YSPVSVSIVR PHOS(2) 2. 634. -0.219843 6.10028 100. ? 2160.  
 S\_Acido\_new%gii68566581|gb|AA79510.1| YSPVSVSIVR%:PHOS:PHOS:.....:sample\_0%compd\_794



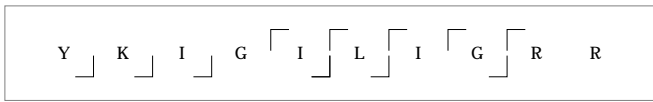
	#	b	b*	#	y	y*	P	P*
Y	1	✓						
S	2		✓	9		✓		
P	3		✓	8				
V	4			7				
S	5		✓	6		✓		
V	6		✓	5				
S	7			4				
I	8			3		✓		
V	9			2				
R	10	✓		1				



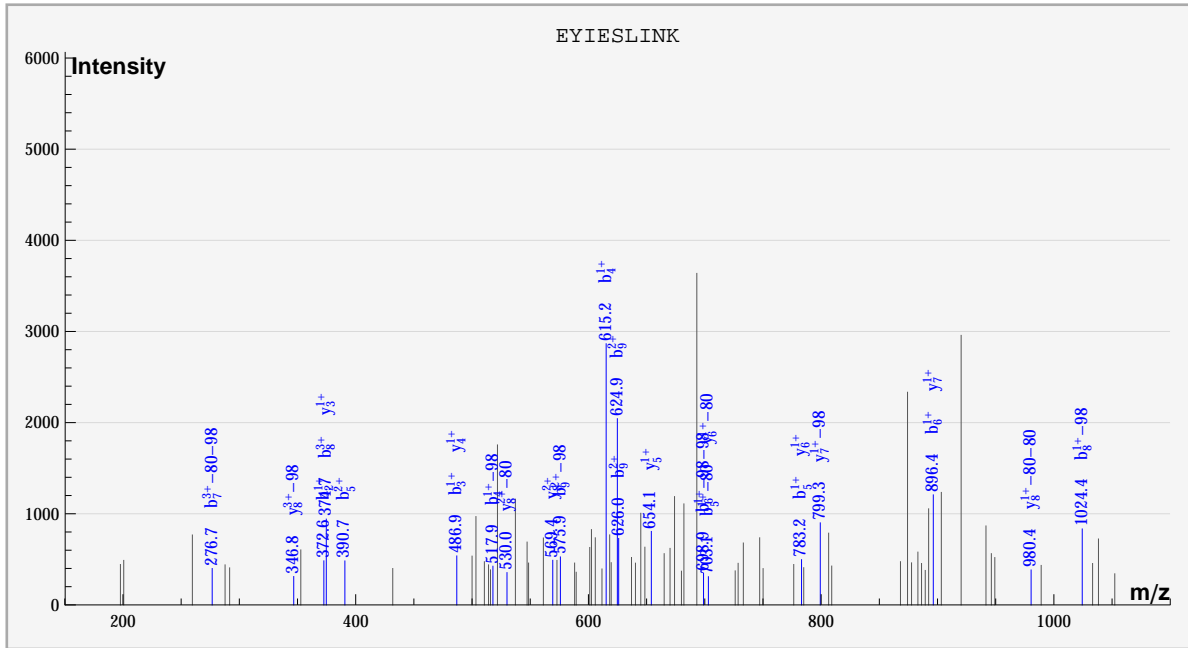
dbValid true YKIGILIGRR PHOS(1) 2. 635. -0.134448 5.07024 100. ? 2040.  
 S\_Acido\_new%gi|68568658|gb|AAY81587.1| YKIGILIGRR%:PHOS:.....%sample\_0%compd\_693



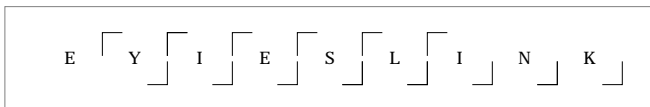
	#	b	b*	#	y	y*	P	P*
Y	1	✓						
K	2	✓		9				
I	3	✓	✓	8				
G	4			7				
I	5	✓	✓	6	✓			
L	6	✓		5	✓			
I	7			4	✓			
G	8		✓	3	✓			
R	9			2	✓			
R	10			1				



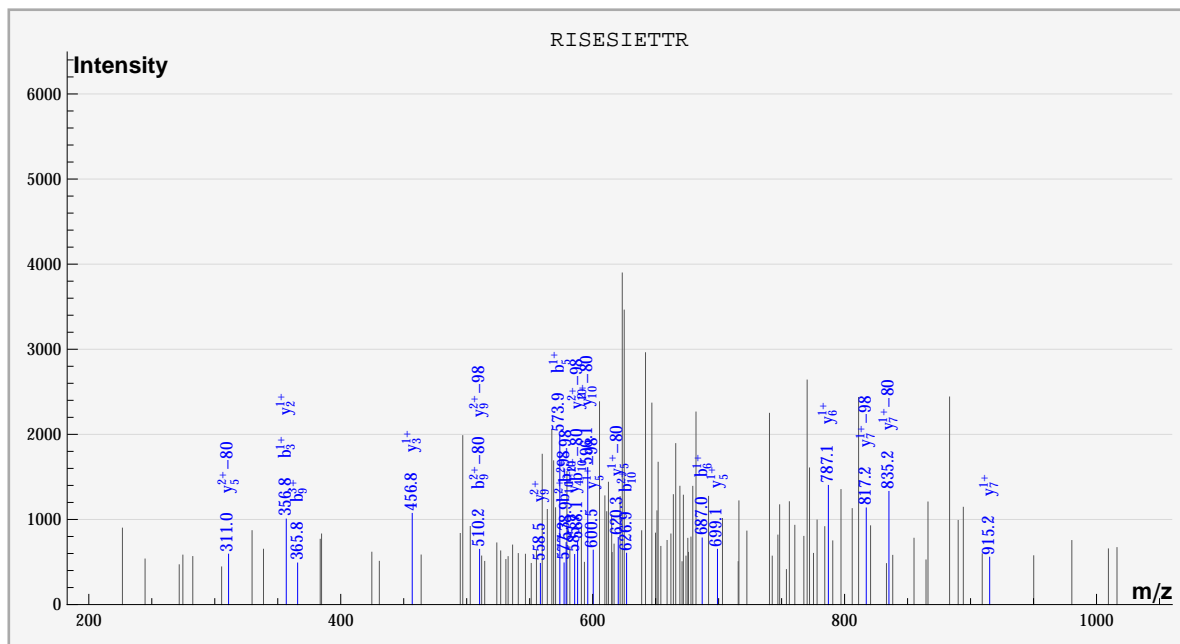
dbValid true EYIESLINK PHOS(2) 2. 636. -1.23583 4.94514 100. ? 2058.  
 S\_Acido\_new%gi|68568527|gb|AAy81456.1| EYIESLINK%::PHOS::PHOS:::sample\_1%compd\_760



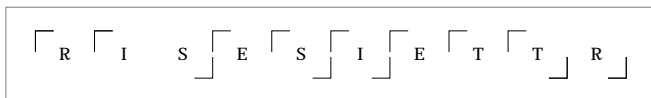
	#	b	b*	#	y	y*	P	P*
E	1							
Y	2	✓		8	✓	✓		
I	3	✓		7	✓	✓		
E	4	✓	✓	6	✓	✓		
S	5	✓	✓	5	✓			
L	6	✓	✓	4	✓			
I	7	✓		3	✓			
N	8	✓	✓	2				
K	9	✓	✓	1				



dbValid true RISESIETTR PHOS(1) 2. 636. 0.303187 5.1798 100. ? 2544.  
 S\_Acido\_new%gi|68567628|gb|AAY80557.1| RISESIETTR%:::PHOS::%sample\_1%compd\_1203

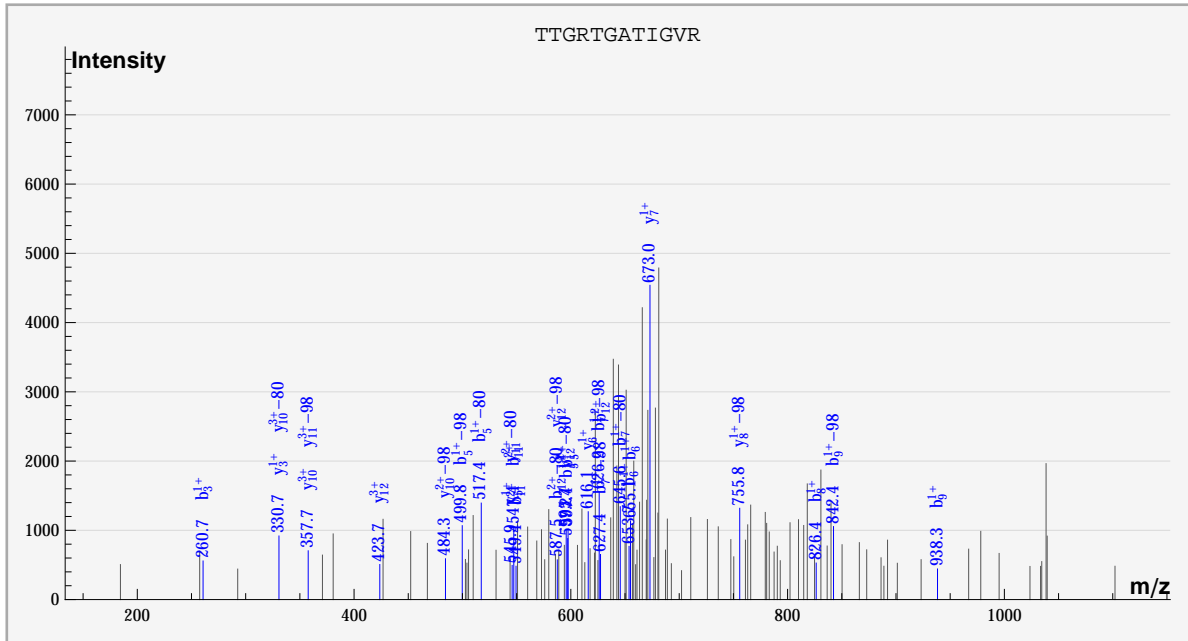


	#	b	b*	#	y	y*	P	P*
R	1							✓
I	2			9	✓	✓		
S	3	✓		8				
E	4			7	✓	✓		
S	5	✓		6	✓			
I	6	✓		5	✓	✓		
E	7			4	✓			
T	8			3	✓			
T	9	✓	✓	2	✓			
R	10	✓	✓	1				





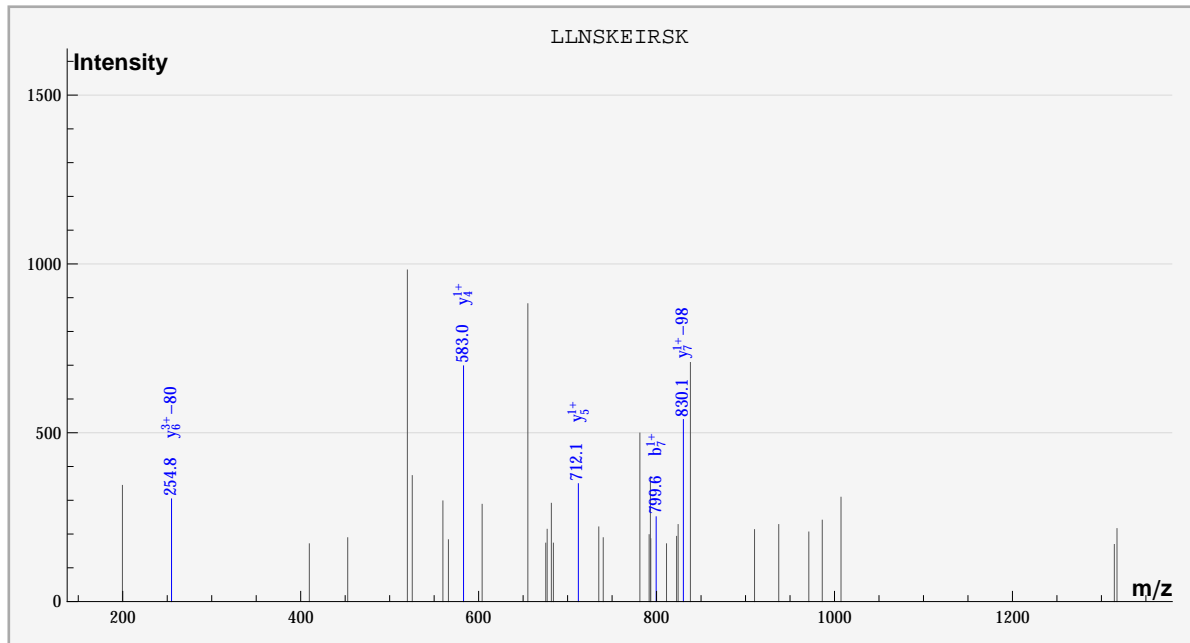
dbValid true TTGRTGATIGVR PHOS(1) 2. 636. -0.680833 5.17536 100. ? 3036.  
 S\_Acido\_new%gil68566578|gb|AA79507.1| TTGRTGATIGVR%::::PHOS:::::sample\_1%compd\_1656



	#	b	b*	#	y	y*	P	P*
T	1						✓	✓
T	2			11		✓		
G	3	✓		10	✓	✓		
R	4			9				
T	5	✓	✓	8		✓		
G	6	✓		7	✓			
A	7		✓	6	✓			
T	8	✓		5	✓			
I	9	✓	✓	4				
G	10			3	✓			
V	11	✓		2				
R	12	✓	✓	1				

「 T 「 T 「 G 」 R 「 T 」 G 「 A 「 T 」 I 」 G V 」 R 」

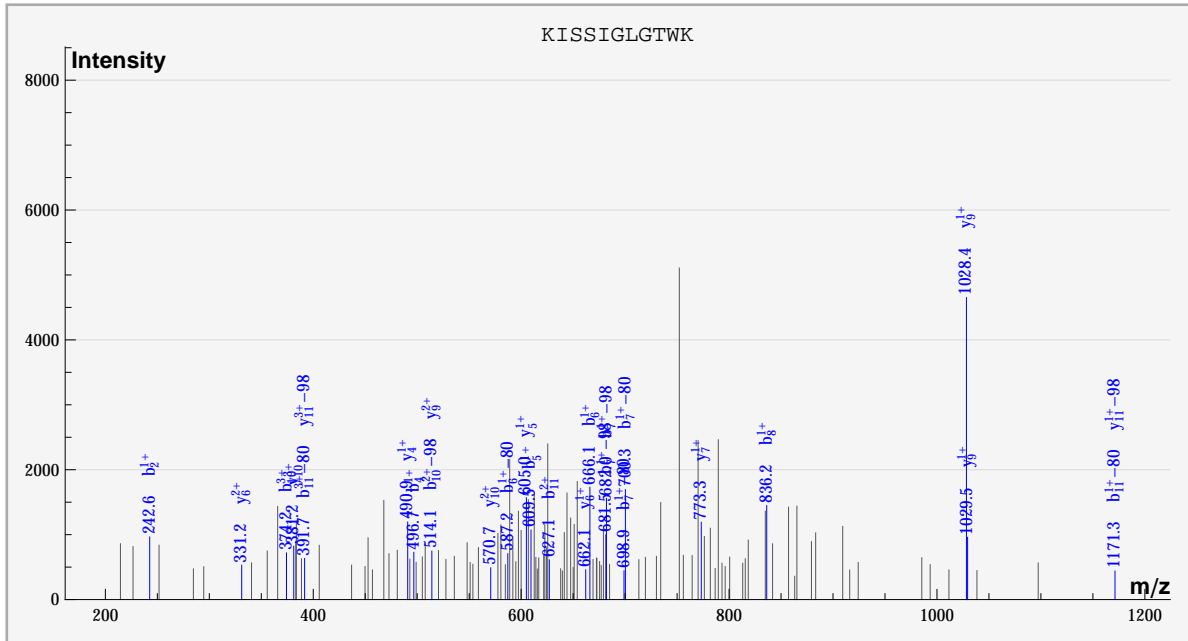
dbValid true LLNSKEIRSK PHOS(1) 2. 636. -1.65789 5.03538 100. ? 4128.  
 S\_Acido\_new%gi|68567239|gb|AA80168.1| LLNSKEIRSK%:::PHOS::%sample\_1%compd\_2654



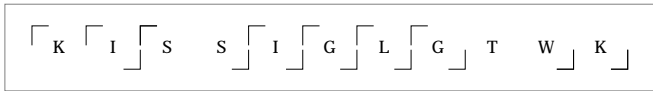
	#	b	b*	#	y	y*	P	P*
L	1							
L	2			9				
N	3			8				
S	4			7		✓		
K	5			6		✓		
E	6			5		✓		
I	7	✓		4		✓		
R	8			3				
S	9			2				
K	10			1				



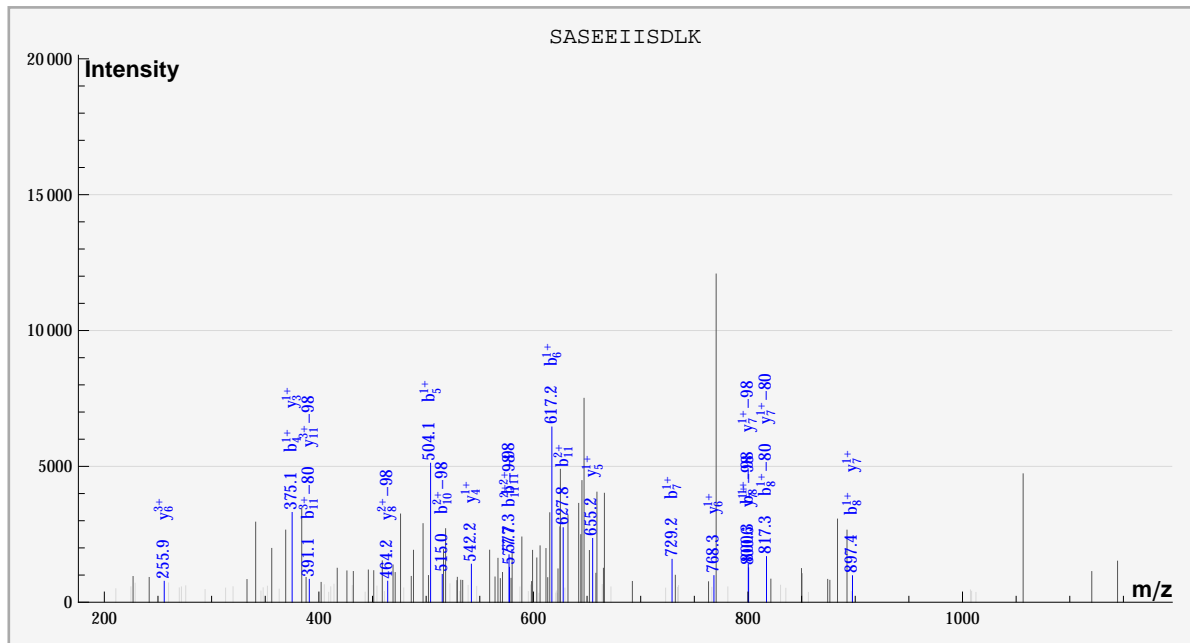
dbValid true KISSIGLGTWK PHOS(1) 2. 637. -1.66625 5.29325 100. ? 2244.  
 S\_Acido\_new%gil68566629|gb|AAY79558.1| KISSIGLGTWK%:::PHOS:::sample\_1%cmpd\_927



	#	b	b*	#	y	y*	P	P*
K	1							✓
I	2	✓		10	✓			
S	3			9	✓			
S	4	✓		8				
I	5	✓		7	✓			
G	6	✓	✓	6	✓			
L	7		✓	5	✓			
G	8	✓		4	✓			
T	9			3				
W	10	✓	✓	2				
K	11	✓	✓	1				



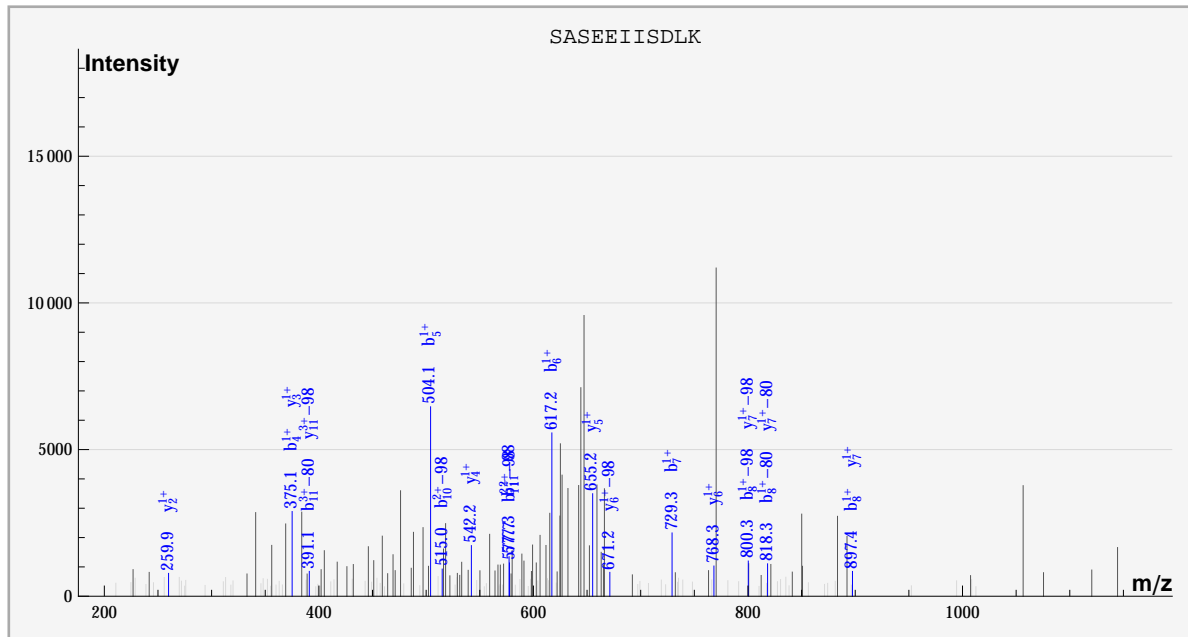
dbValid true SASEEISDLK PHOS(1) 2. 637. -0.708053 5.08007 100. ? 2448.  
 S\_Acido\_new%gi|68567062|gb|AAY79991.1| SASEEISDLK%:::PHOS:::sample\_0%compd\_1043



	#	b	b*	#	y	y*	P	P*
S	1							✓
A	2			10				
S	3			9				
E	4	✓		8		✓		
E	5	✓		7	✓	✓		
I	6	✓		6	✓			
I	7	✓		5	✓			
S	8	✓	✓	4	✓			
D	9			3	✓			
L	10		✓	2				
K	11	✓	✓	1				

S A S E E I I S D L K

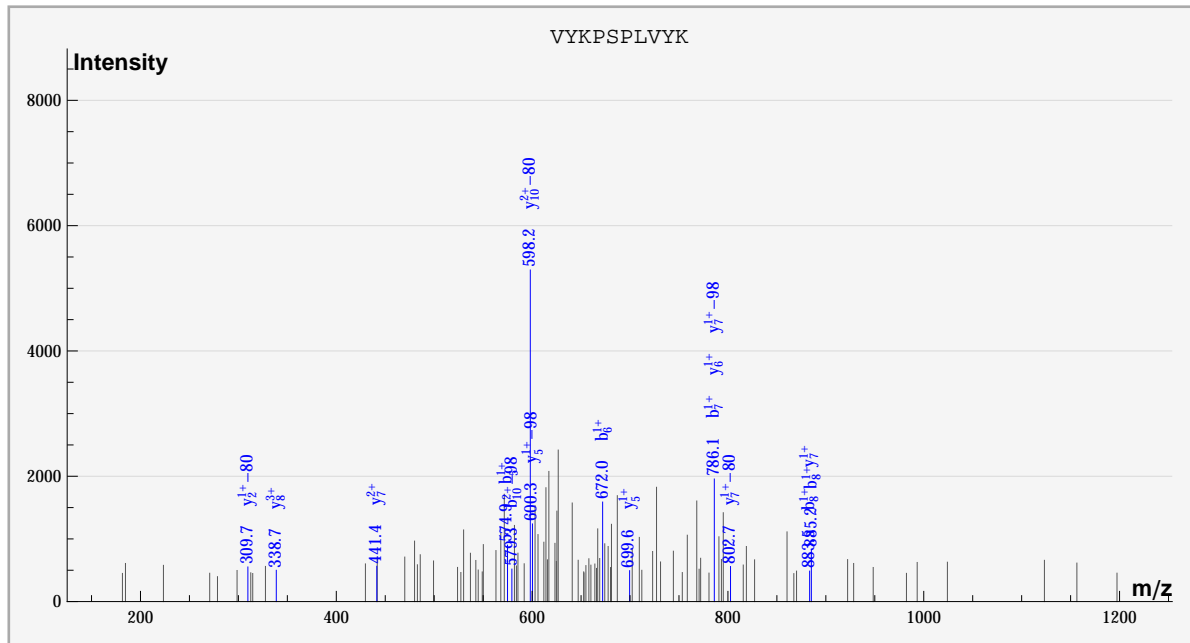
dbValid true SASEEISDLK PHOS(1) 2. 637. -0.708053 5.23402 100. ? 2478.  
 S\_Acido\_new%gi|68567062|gb|AAY79991.1| SASEEISDLK%:::PHOS:::sample\_0%compd\_1073



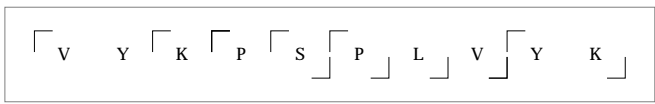
	#	b	b*	#	y	y*	P	P*
S	1							✓
A	2			10				
S	3			9				
E	4	✓		8				
E	5	✓		7	✓	✓		
I	6	✓		6	✓	✓		
I	7	✓		5	✓			
S	8	✓	✓	4	✓			
D	9			3	✓			
L	10		✓	2	✓			
K	11		✓	1				

S A S E E I I S D L K

dbValid true VYKPSPLVYK PHOS(1) 2. 638. -0.666778 5.3882 100. ? 2196.  
 S\_Acido\_new%gi|68566789|gb|AAY79718.1| VYKPSPLVYK%:::PHOS:::sample\_1%compd\_885

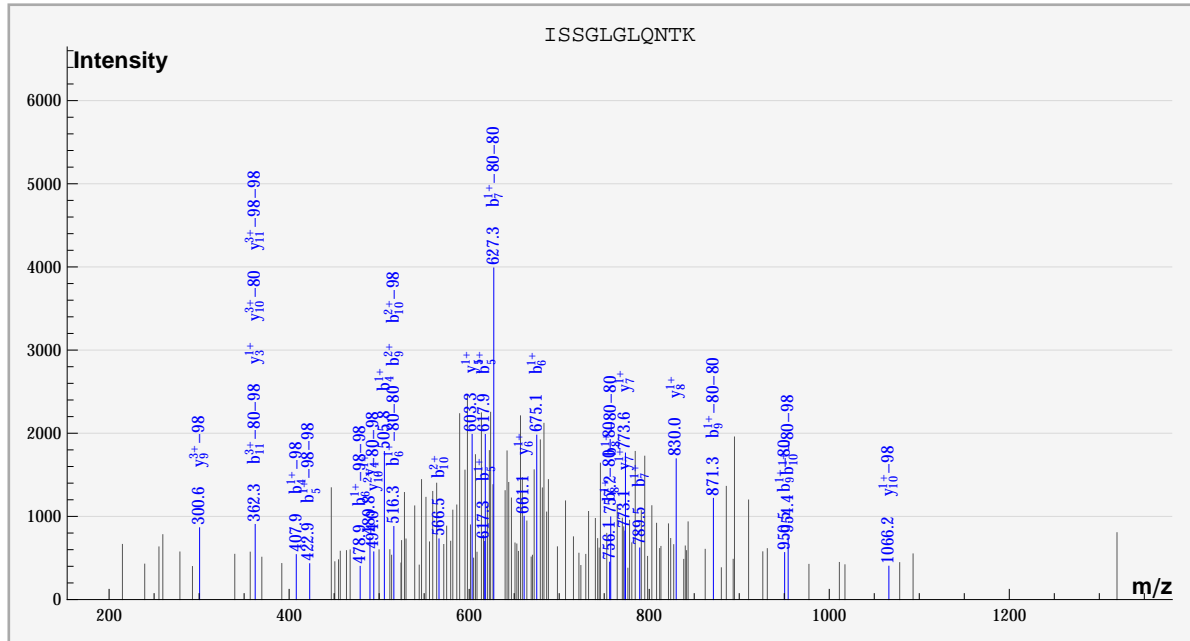


	#	b	b*	#	y	y*	P	P*
V	1							✓
Y	2			9				
K	3			8	✓			
P	4			7	✓	✓		
S	5	✓		6	✓			
P	6	✓		5	✓	✓		
L	7	✓		4				
V	8	✓		3				
Y	9			2		✓		
K	10		✓	1				



dbValid true ISSGLGLQNTK PHOS(2) 2. 638. 1.28052 4.94848 100. ? 2556.

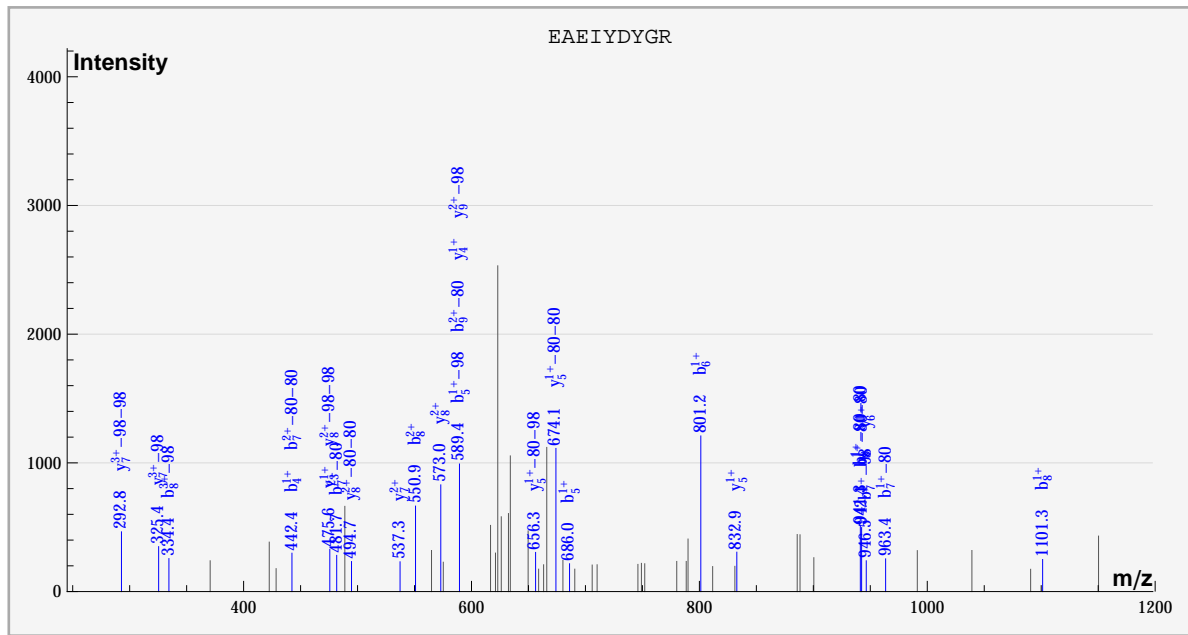
S\_Acido\_new%gil68567767|gb|AAY80696.1| ISSGLGLQNTK%::PHOS:PHOS:.....%sample\_1%cmpd\_1216



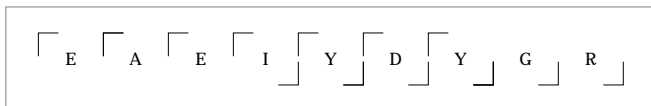
	#	b	b*	#	y	y*	P	P*
I	1							✓
S	2			10		✓		
S	3			9		✓		
G	4	✓	✓	8	✓			
L	5	✓	✓	7	✓			
G	6	✓	✓	6	✓			
L	7	✓	✓	5	✓			
Q	8		✓	4	✓			
N	9	✓	✓	3	✓			
T	10	✓	✓	2				
K	11		✓	1				

I S S G L G L Q N T K

dbValid true EAEIYDYGR PHOS(2) 2. 638. 0.220127 5.12161 100. ? 2700.  
 S\_Acido\_new%gil68567937|gb|AAy80866.1| EAEIYDYGR%::::PHOS::PHOS::%sample\_1%cmpd\_1238



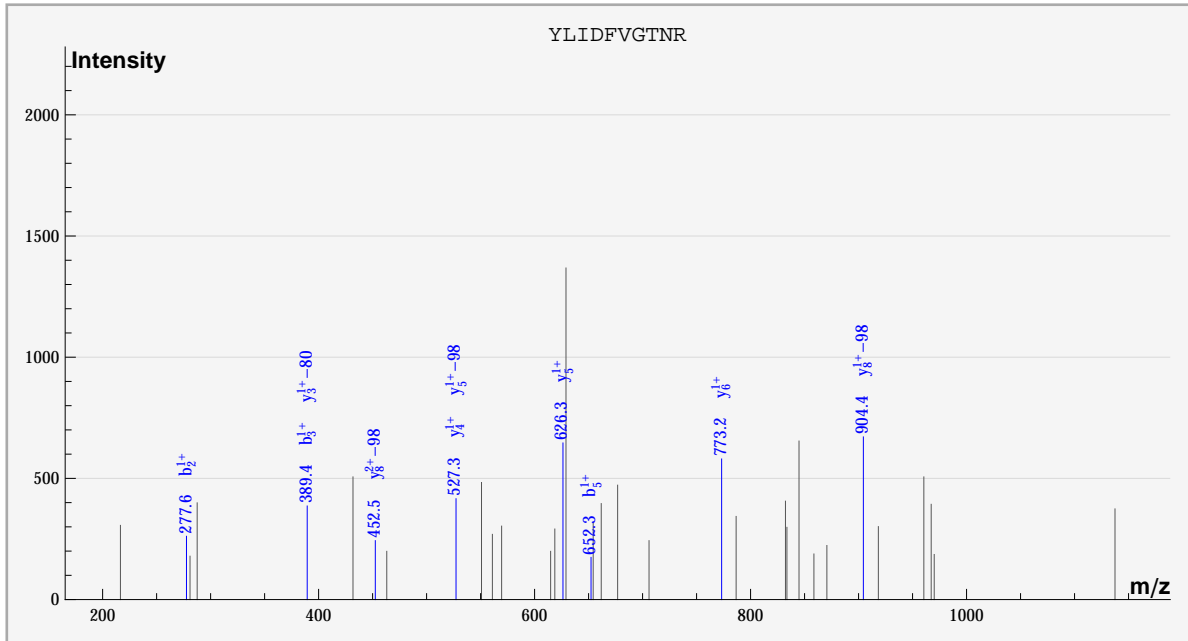
	#	b	b*	#	y	y*	P	P*
E	1							✓
A	2			8	✓	✓		
E	3			7	✓	✓		
I	4	✓		6	✓			
Y	5	✓	✓	5	✓	✓		
D	6	✓		4	✓			
Y	7		✓	3	✓			
G	8	✓	✓	2				
R	9		✓	1				



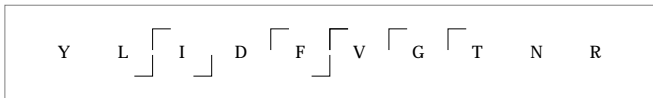


dbValid true YLIDFVGTR PHOS(1) 2. 638. 1.29991 4.95447 100. ? 2724.

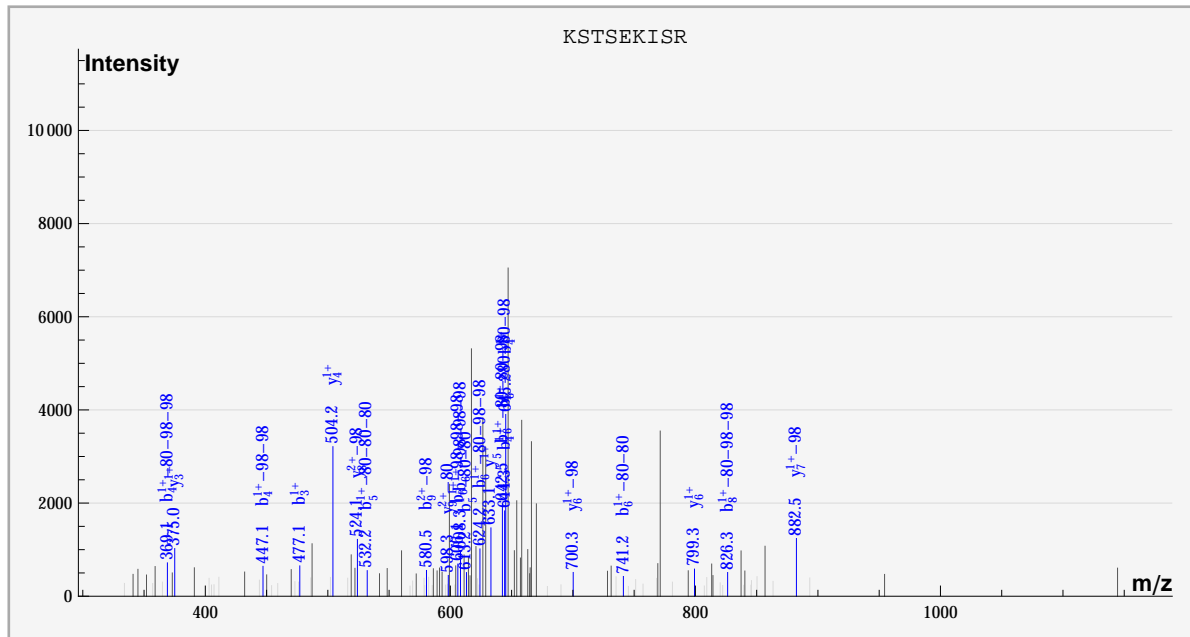
S\_Acido\_new%gi|68566949|gb|AAY79878.1| YLIDFVGTR%:::PHOS:::sample\_1%compd\_1259



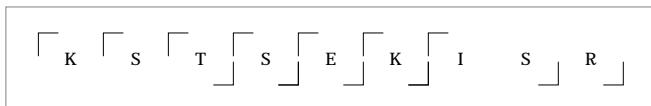
	#	b	b*	#	y	y*	P	P*
Y	1							
L	2	✓		9				
I	3	✓		8		✓		
D	4			7				
F	5	✓		6		✓		
V	6			5		✓	✓	
G	7			4		✓		
T	8			3		✓		
N	9			2				
R	10			1				



dbValid true KSTSEKISR PHOS(3) 2. 638. 0.242742 4.99388 100. ? 2808.  
 S\_Acido\_new%gi|68568045|gb|AAV80974.1| KSTSEKISR%::PHOS:PHOS:PHOS:::sample\_0%compd\_1347

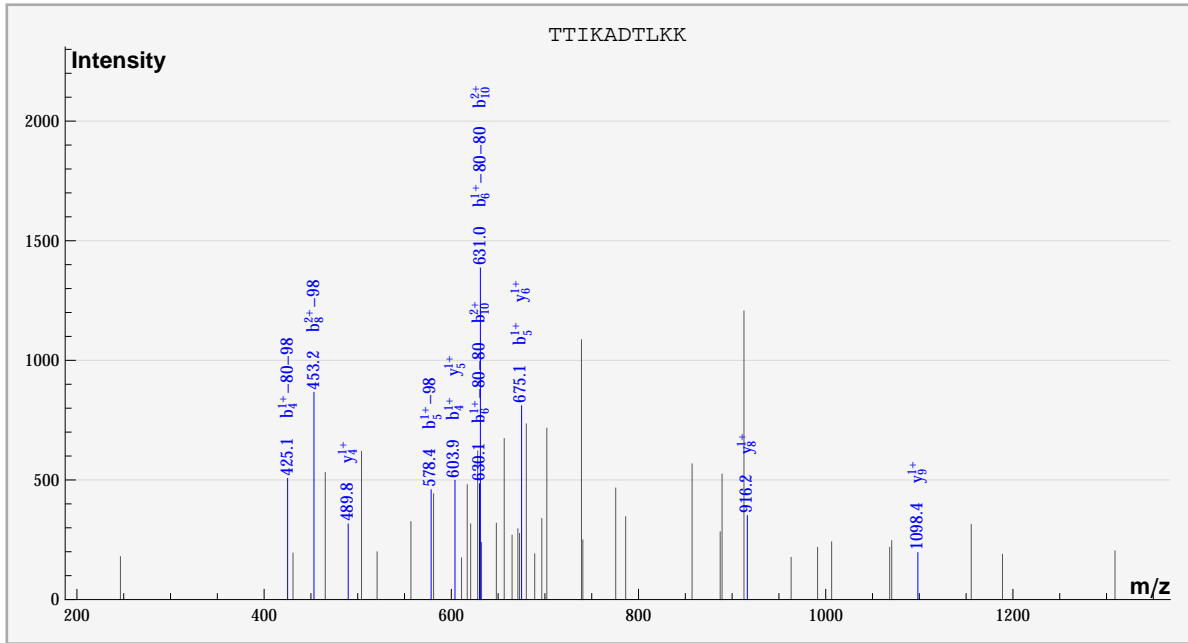


	#	b	b*	#	y	y*	P	P*
K	1							✓
S	2			8		✓		
T	3	✓		7		✓		
S	4	✓	✓	6	✓	✓		
E	5		✓	5	✓			
K	6		✓	4	✓			
I	7			3	✓			
S	8		✓	2				
R	9		✓	1				



dbValid true TTIKADTLKK PHOS(2) 2. 638. 1.80891 4.99982 100. ? 2820.

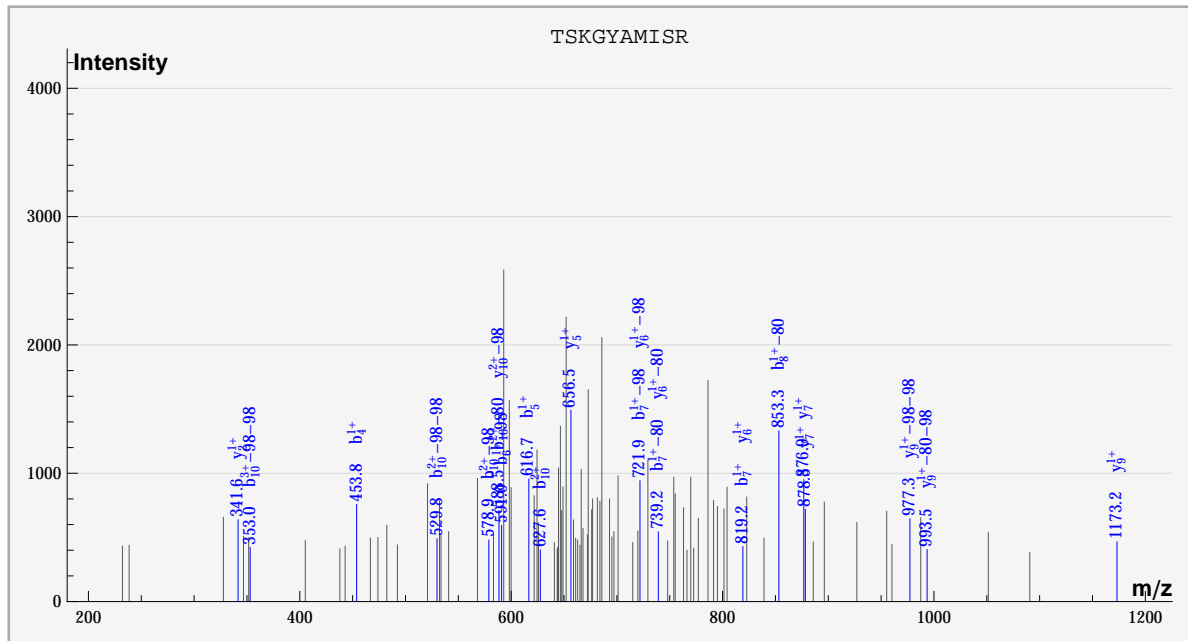
S\_Acido\_new%gi|68568036|gb|AAy80965.1| TTIKADTLKK%:PHOS:PHOS:.....%sample\_1%compd\_1339



	#	b	b*	#	y	y*	P	P*
T	1							
T	2			9	✓			
I	3			8	✓			
K	4	✓	✓	7				
A	5	✓	✓	6	✓			
D	6		✓	5	✓			
T	7			4	✓			
L	8		✓	3				
K	9			2				
K	10	✓		1				



dbValid true TSKGYAMISR PHOS(2) 2. 638. -0.744003 5.1402 100. ? 3330.  
 S\_Acido\_new%gil68566883|gb|AA79812.1| TSKGYAMISR::PHOS:::PHOS::%sample\_1%compd\_1924

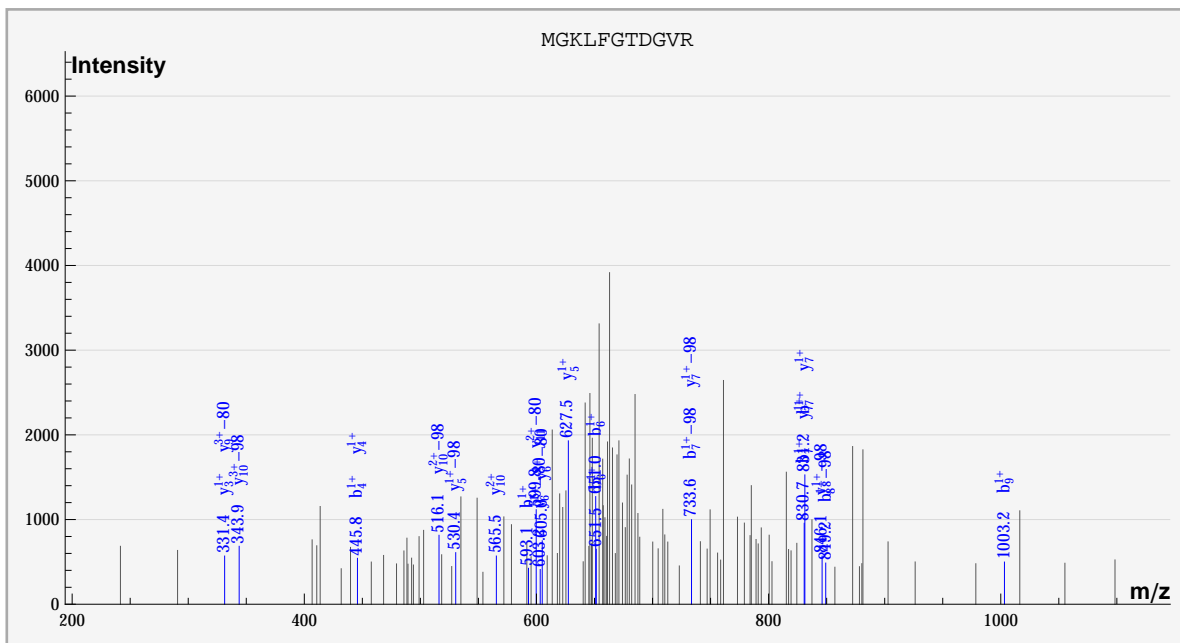


	#	b	b*	#	y	y*	P	P*
T	1							✓
S	2			9	✓	✓		
K	3			8				
G	4	✓		7	✓			
Y	5	✓		6	✓	✓		
A	6		✓	5	✓			
M	7	✓	✓	4				
I	8		✓	3				
S	9			2	✓			
R	10	✓	✓	1				

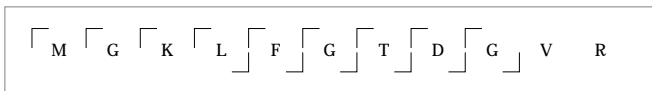
T S K G Y A M I S R



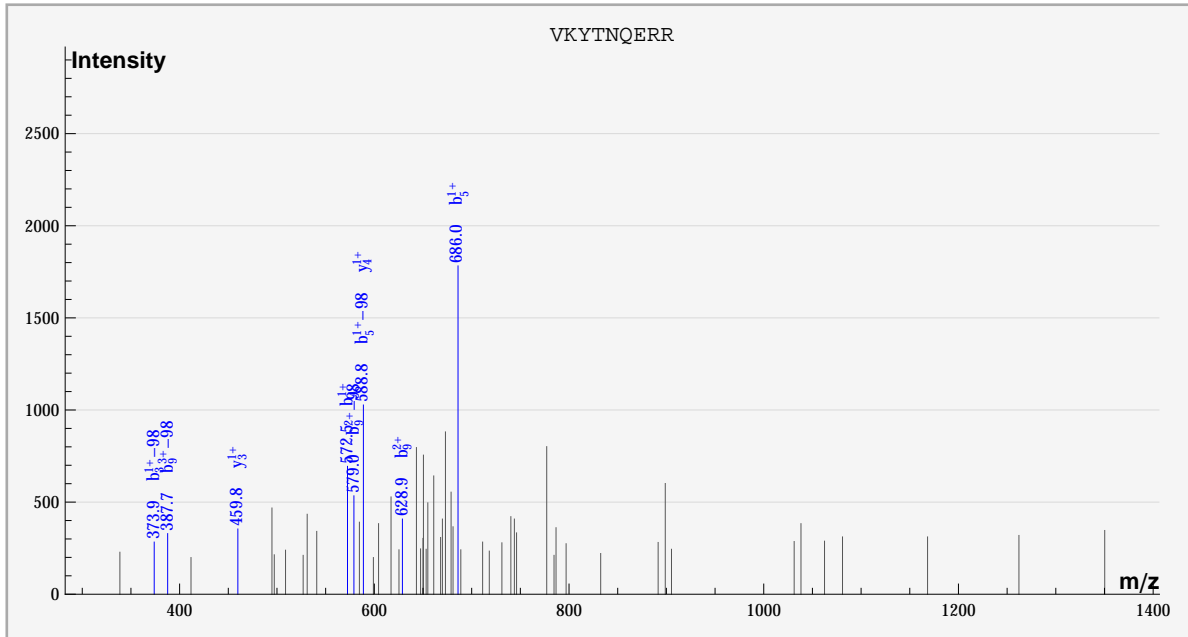
dbValid true MGKLFGTGDGVR Oxidation\_M(1),PHOS(1) 2. 639. -0.208613 5.02007 100. ? 2994.  
 S\_Acido\_new%gil68567247|gb|AAY80176.1| MGKLFGTGDGVR%:Oxidation\_M:::PHOS:::sample\_1%compd\_1615



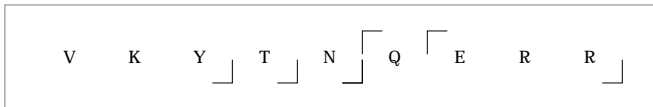
	#	b	b*	#	y	y*	P	P*
M	1							✓
G	2			10	✓	✓		
K	3			9		✓		
L	4	✓		8		✓		
F	5	✓		7	✓	✓		
G	6	✓		6		✓		
T	7	✓	✓	5	✓	✓		
D	8		✓	4		✓		
G	9	✓		3		✓		
V	10			2				
R	11			1				



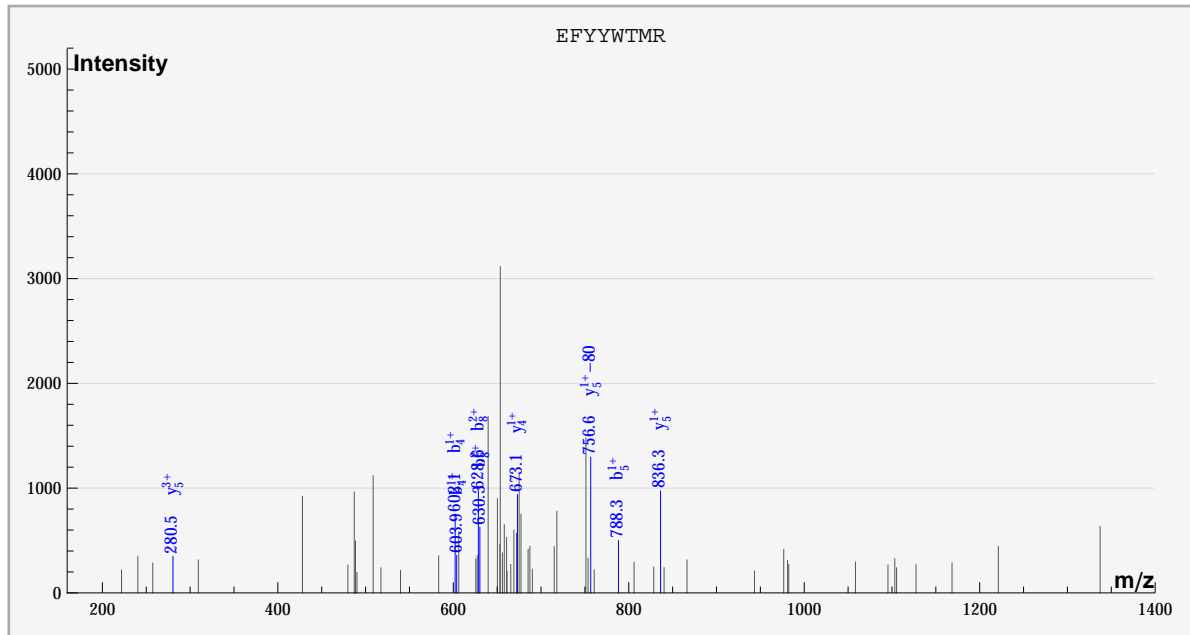
dbValid true VKYTNQERR PHOS(1) 2. 639. -1.69393 5.01652 100. ? 3888.  
 S\_Acido\_new%gi|68568382|gb|AA81311.1| VKYTNQERR%:::PHOS:::sample\_1%compd\_2436



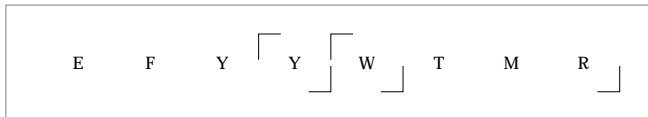
	#	b	b*	#	y	y*	P	P*
V	1							
K	2			8				
Y	3		✓	7				
T	4	✓		6				
N	5	✓	✓	5				
Q	6			4	✓			
E	7			3	✓			
R	8			2				
R	9	✓	✓	1				



dbValid true EFYYWTMR PHOS(1) 2. 640. -1.75116 5.4804 100. ? 2928.  
 S\_Acido\_new%gi|68567662|gb|AA80591.1| EFYYWTMR%:::::PHOS:::%sample\_2%cmpd\_1449

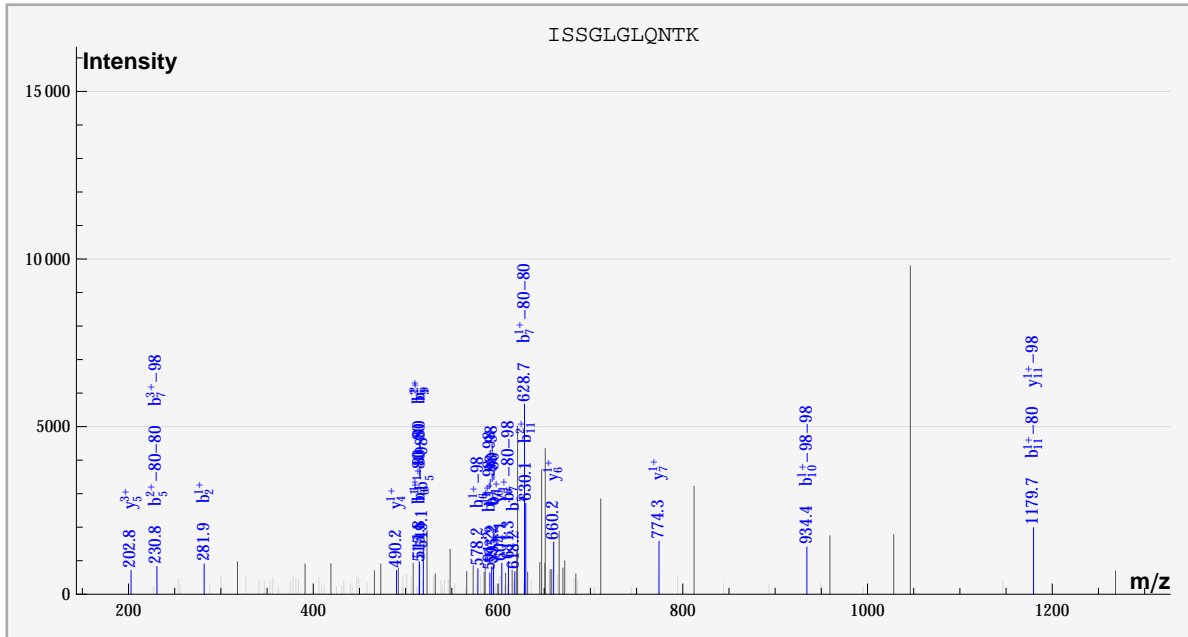


	#	b	b*	#	y	y*	P	P*
E	1							
F	2			7				
Y	3			6				
Y	4	✓		5	✓	✓		
W	5	✓		4	✓			
T	6			3				
M	7			2				
R	8	✓		1				





dbValid true ISSGLGLQNTK PHOS(2) 2. 641. -1.71948 5.02073 100. ? 1914.  
 S\_Acido\_new%gi|68567767|gb|AA80696.1| ISSGLGLQNTK%::PHOS:PHOS:.....%sample\_1%cmpd\_613

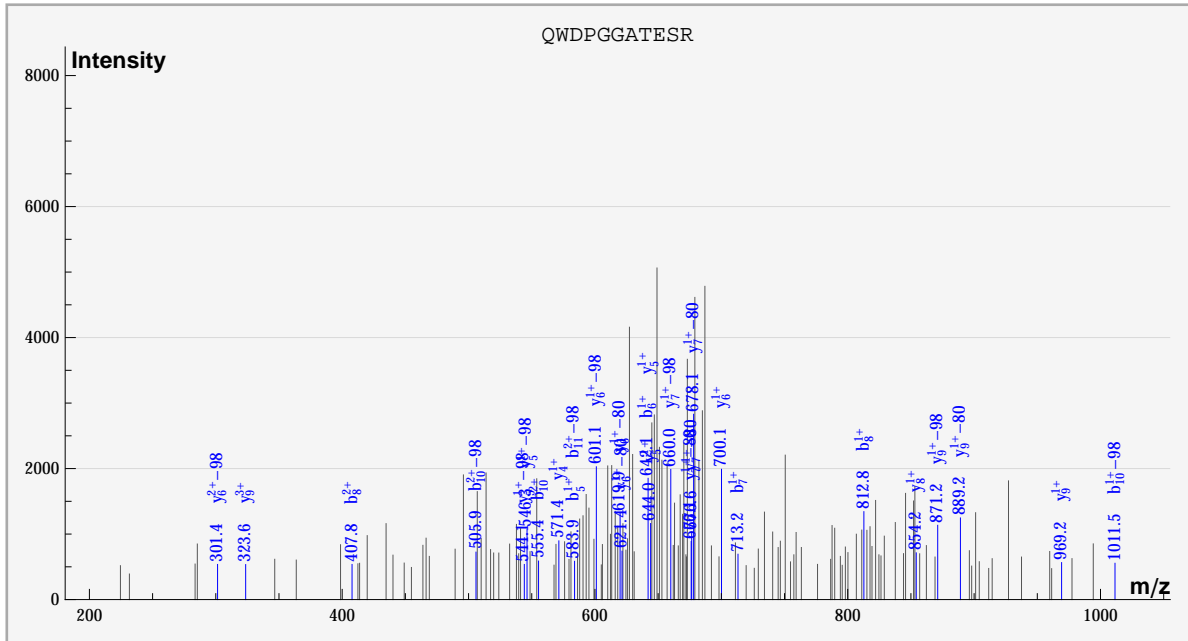


	#	b	b*	#	y	y*	P	P*
I	1							✓
S	2	✓		10				
S	3			9				
G	4			8				
L	5	✓	✓	7	✓			
G	6		✓	6	✓			
L	7		✓	5	✓			
Q	8			4	✓			
N	9	✓		3				
T	10		✓	2				
K	11	✓	✓	1				

I S S G L G L Q N T K



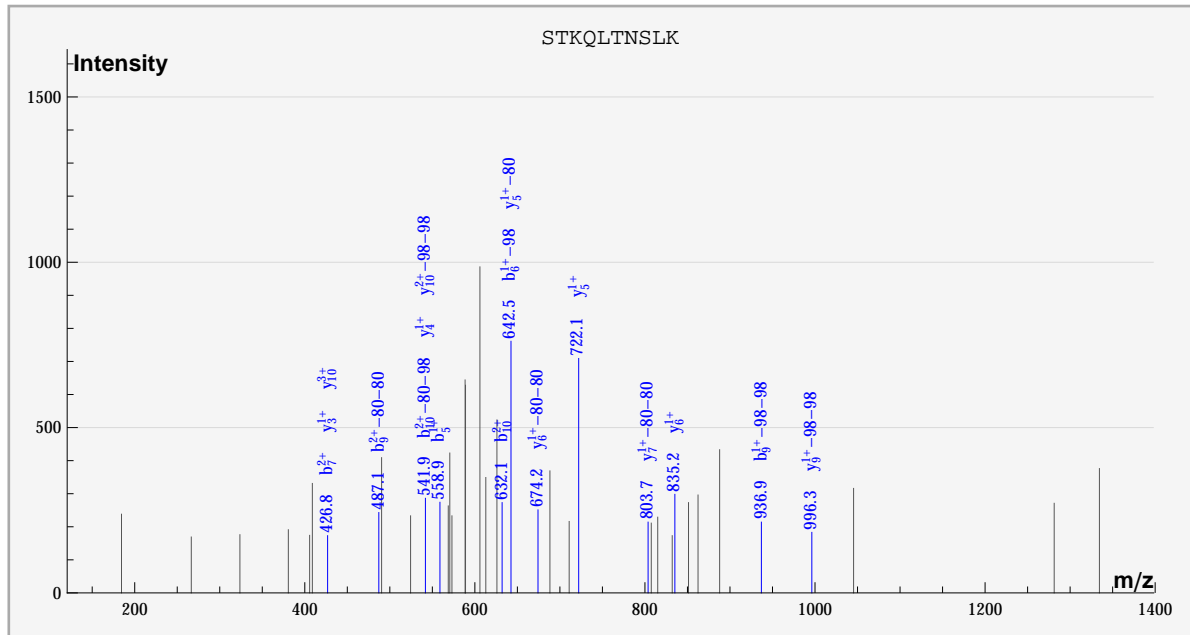
dbValid true QWDPGGATESR PHOS(1) 2. 641. 1.25623 4.92771 100. ? 2742.  
 S\_Acido\_new%gi|68568682|gb|AA81611.1| QWDPGGATESR%.....PHOS::%sample\_1%compd\_1382



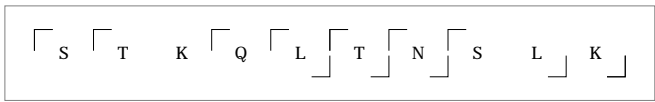
	#	b	b*	#	y	y*	P	P*
Q	1							
W	2			10				
D	3			9	✓	✓		
P	4			8	✓			
G	5	✓		7		✓		
G	6	✓		6	✓	✓		
A	7	✓		5	✓	✓		
T	8	✓		4	✓			
E	9			3				
S	10	✓	✓	2				
R	11		✓	1				

Q W D P G G A T E S R

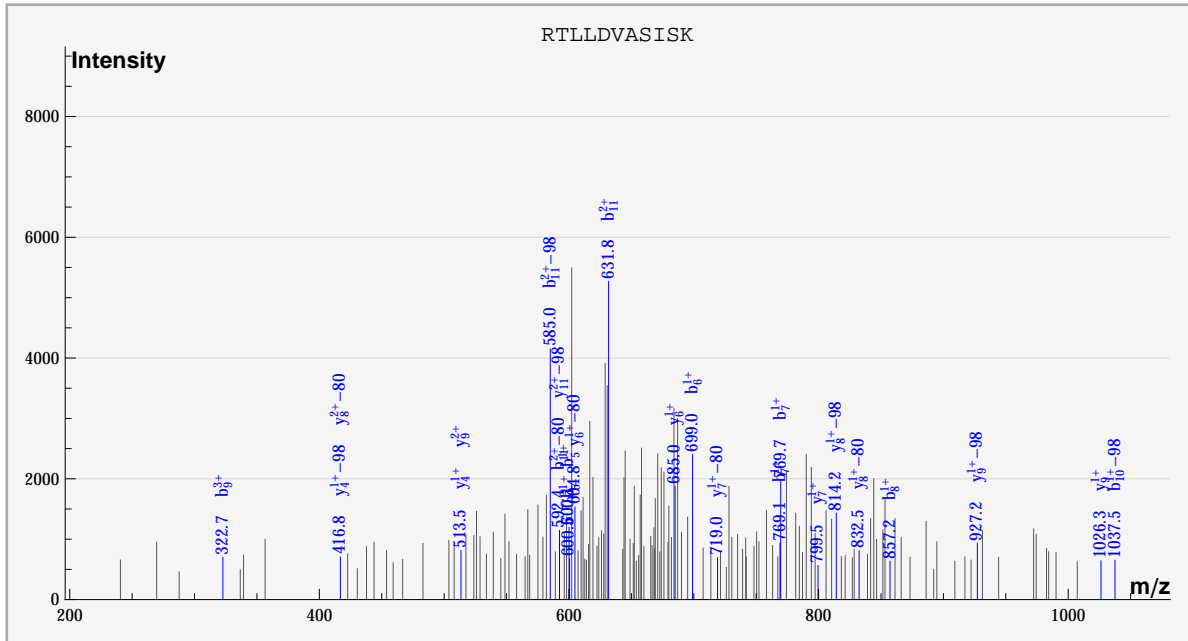
dbValid true STKQLTNSLK PHOS(2) 2. 642. -1.71165 5.17468 100. ? 1584.  
 S\_Acido\_new%gi|68567929|gb|AAy80858.1| STKQLTNSLK%:::::PHOS::PHOS::%sample\_1%compd\_320



	#	b	b*	#	y	y*	P	P*
S	1						✓	✓
T	2			9		✓		
K	3			8				
Q	4			7		✓		
L	5	✓		6	✓	✓		
T	6		✓	5	✓	✓		
N	7	✓		4	✓			
S	8			3	✓			
L	9		✓	2				
K	10	✓	✓	1				



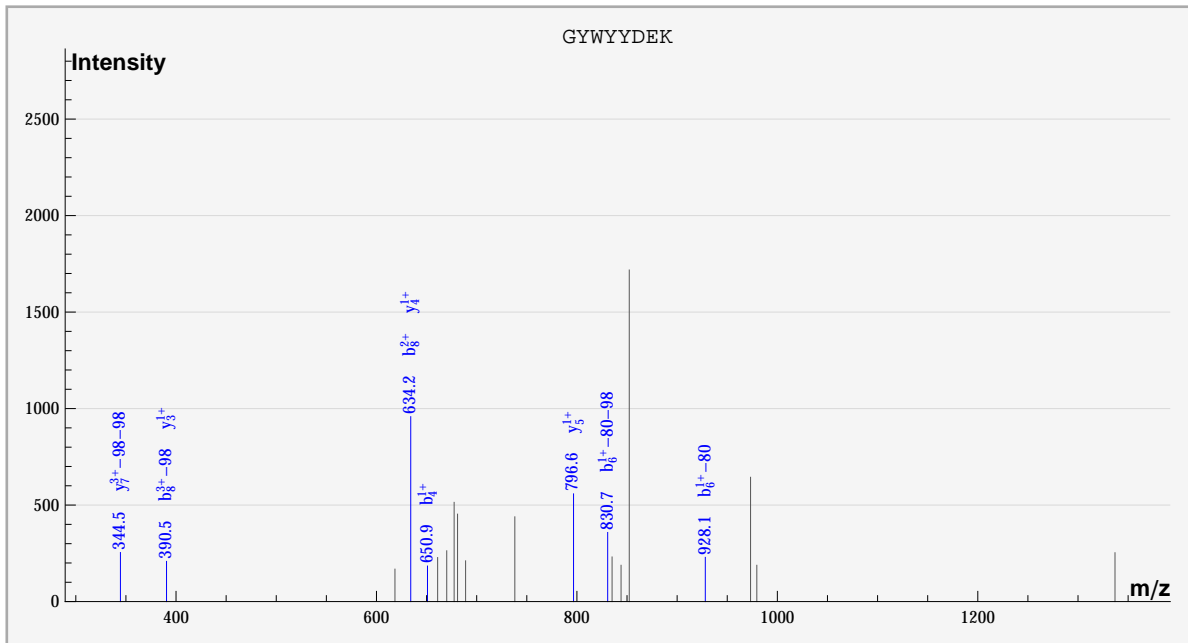
dbValid true RTLLDVASISK PHOS(1) 2. 642. -0.158058 5.20564 100. ? 2610.  
 S\_Acido\_new%gi|68568070|gb|AAy80999.1| RTLLDVASISK%:::PHOS::%sample\_1%cmpd\_1261



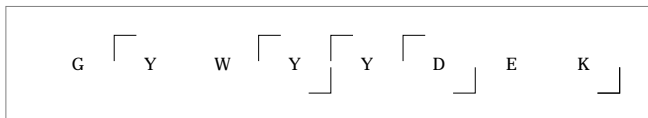
	#	b	b*	#	y	y*	P	P*
R	1							✓
T	2			10				
L	3			9	✓	✓		
L	4			8		✓		
D	5	✓		7	✓	✓		
V	6	✓		6	✓	✓		
A	7	✓		5				
S	8	✓		4	✓	✓		
I	9	✓		3				
S	10		✓	2				
K	11	✓	✓	1				

RTLLDVASISK

dbValid true GYWYYDEK PHOS(2) 2. 642. 0.206492 5.12926 100. ? 3534.  
 S\_Acido\_new%gi|68567093|gb|AA80022.1| GYWYYDEK%::PHOS::PHOS:::%sample\_2%compd\_1972

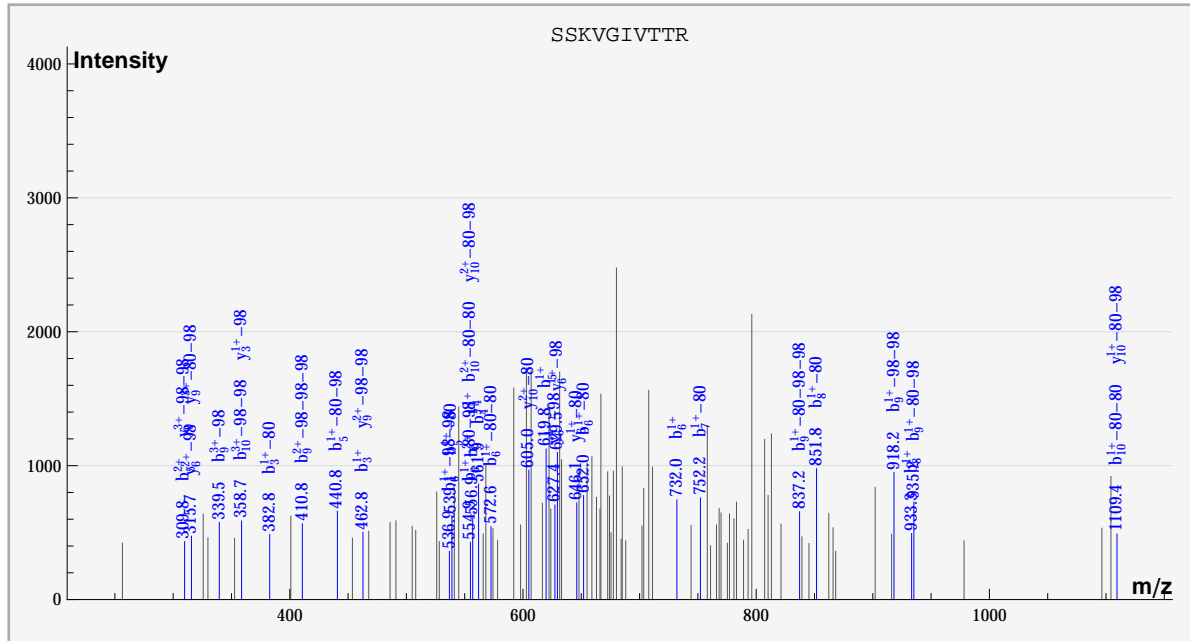


	#	b	b*	#	y	y*	P	P*
G	1							
Y	2			7		✓		
W	3			6				
Y	4	✓		5		✓		
Y	5			4		✓		
D	6		✓	3		✓		
E	7			2				
K	8	✓	✓	1				

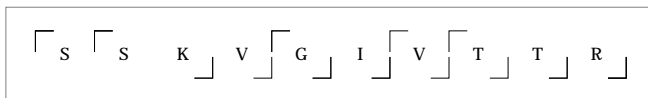


dbValid true SSKVGIIVTTR PHOS(3) 2. 643. 1.26093 5.09216 100. ? 2172.

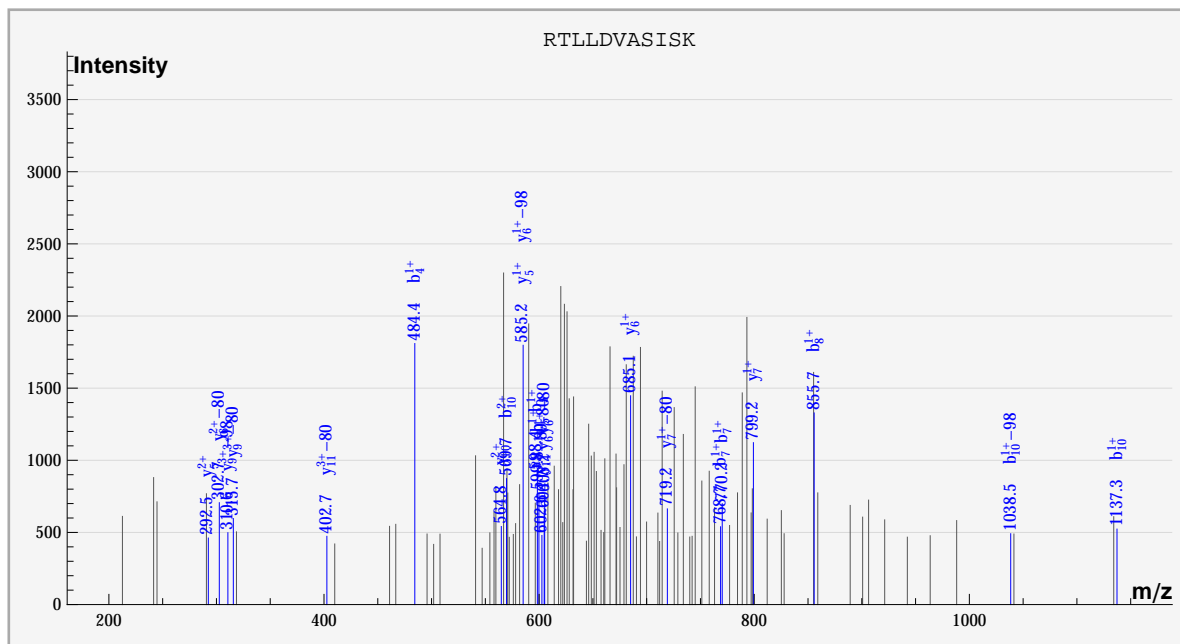
S\_Acido\_new%gi|68567513|gb|AAV80442.1| SSKVGIIVTTR%:PHOS:PHOS:.....PHOS::%sample\_1%compd\_862



	#	b	b*	#	y	y*	P	P*
S	1							✓
S	2			9		✓		
K	3	✓	✓	8				
V	4	✓		7				
G	5	✓	✓	6		✓		
I	6	✓	✓	5				
V	7		✓	4	✓			
T	8	✓	✓	3		✓		
T	9	✓	✓	2				
R	10		✓	1				



dbValid true RTLLDVASISK PHOS(1) 2. 643. -1.15806 6.10466 100. ? 2394.  
 S\_Acido\_new%gi|68568070|gb|AA80999.1| RTLLDVASISK%:::PHOS::%sample\_1%cmpd\_1062

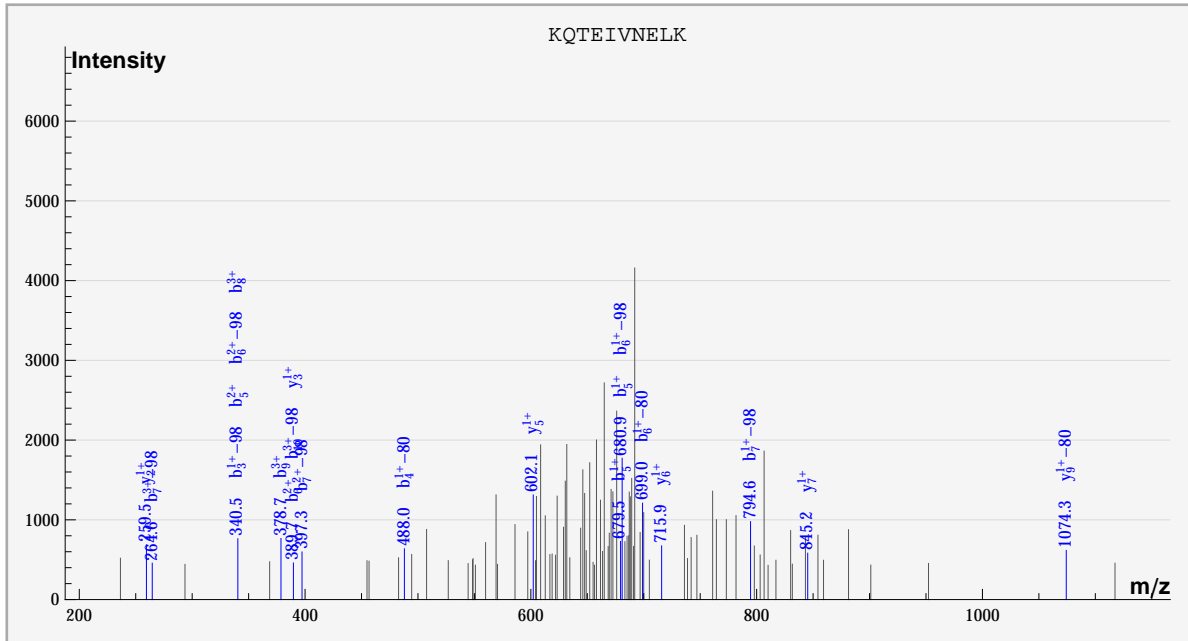


	#	b	b*	#	y	y*	P	P*
R	1							✓
T	2			10	✓			
L	3			9		✓		
L	4	✓		8				
D	5	✓		7	✓	✓		
V	6	✓		6	✓	✓		
A	7	✓		5	✓			
S	8	✓		4				
I	9			3				
S	10	✓	✓	2				
K	11			1				

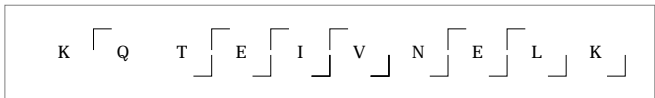
RTLLDVASISK



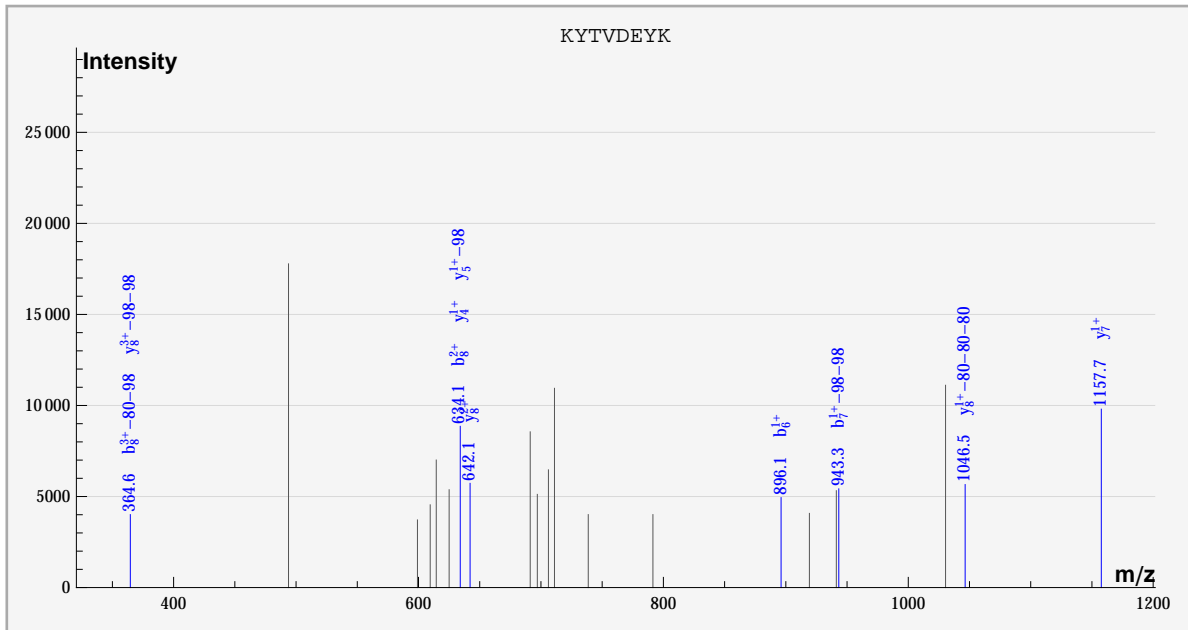
dbValid true KQTEIVNELK PHOS(1) 2. 643. -1.67387 5.02244 100. ? 3360.  
 S\_Acido\_new%gi|68566743|gb|AA79672.1| KQTEIVNELK%:::PHOS%:::sample\_1%compd\_1948



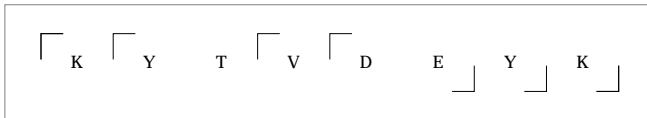
	#	b	b*	#	y	y*	P	P*
K	1							
Q	2			9		✓		
T	3	✓		8				
E	4	✓		7	✓			
I	5	✓		6	✓			
V	6	✓	✓	5	✓			
N	7	✓		4				
E	8	✓		3	✓			
L	9	✓		2	✓			
K	10	✓		1				



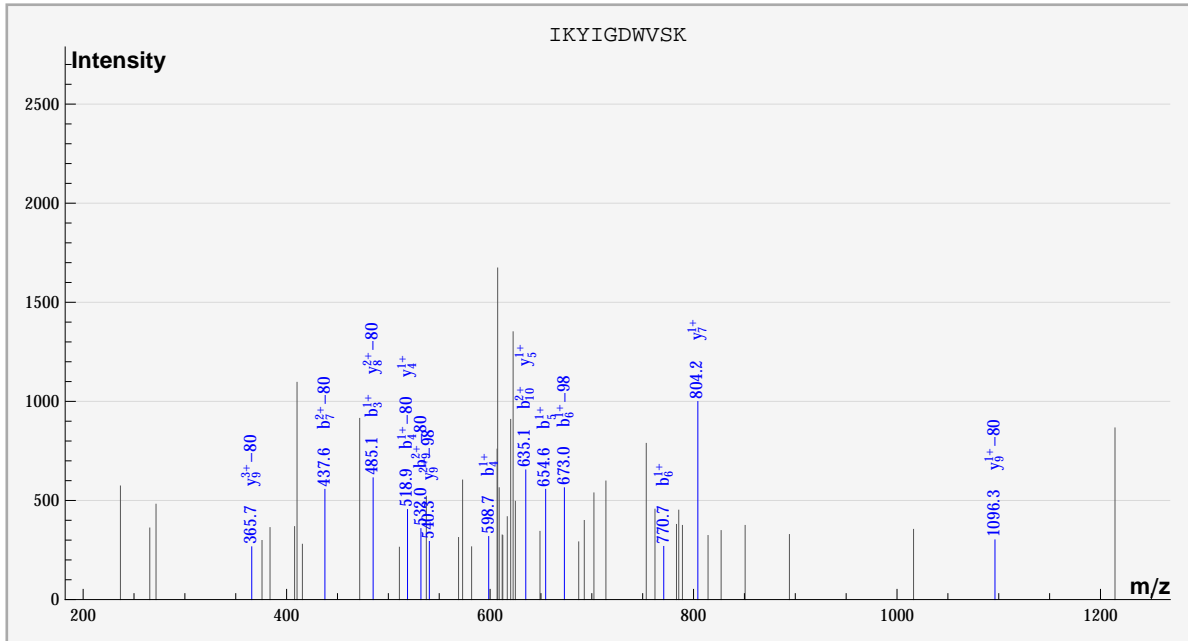
dbValid true KYTVDEYK PHOS(3) 2. 643.67 -0.456883 5.18917 100. ? 1548.  
 S\_Acido\_new%gi|68567395|gb|AAV80324.1| KYTVDEYK%::PHOS:PHOS::PHOS::%sample\_1%compd\_269



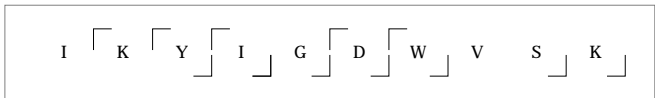
	#	b	b*	#	y	y*	P	P*
K	1						✓	✓
Y	2			7	✓			
T	3			6				
V	4			5		✓		
D	5			4	✓			
E	6	✓		3				
Y	7		✓	2				
K	8	✓	✓	1				



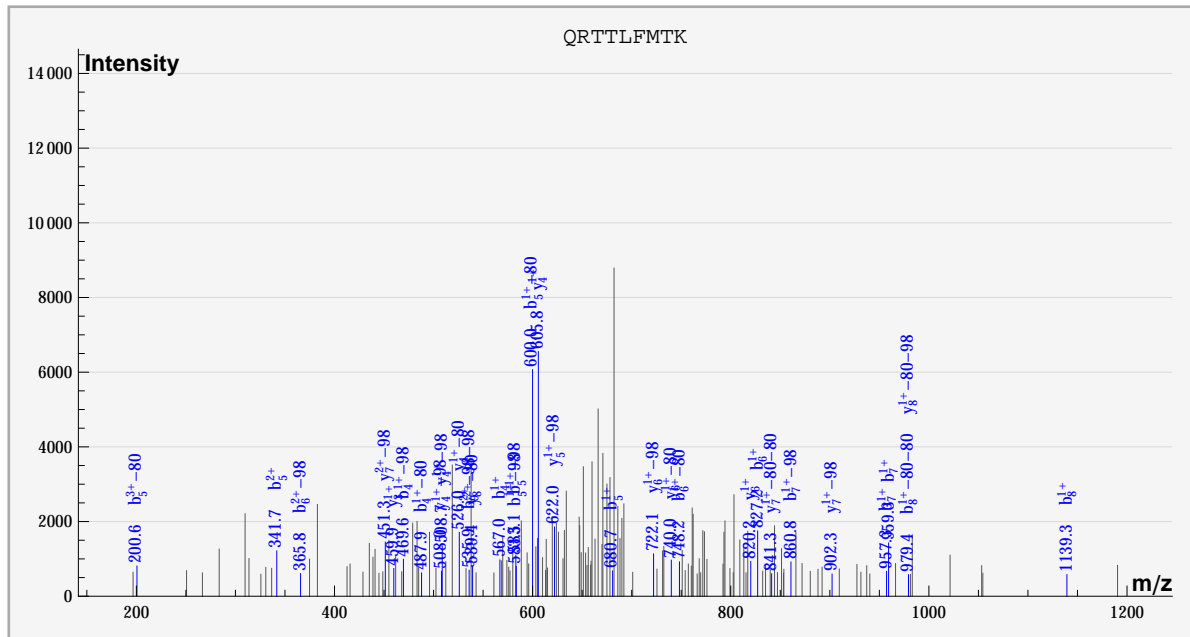
dbValid true IKYIGDWVSK PHOS(1) 2. 645. -0.179523 5.02747 100. ? 1668.  
 S\_Acido\_new%gi|68568193|gb|AAY81122.1| IKYIGDWVSK%:::PHOS:::sample\_1%cmpd\_400



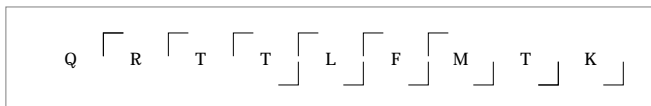
	#	b	b*	#	y	y*	P	P*
I	1							
K	2			9		✓		
Y	3	✓		8		✓		
I	4	✓	✓	7	✓			
G	5	✓		6				
D	6	✓	✓	5	✓			
W	7		✓	4	✓			
V	8			3				
S	9		✓	2				
K	10	✓		1				



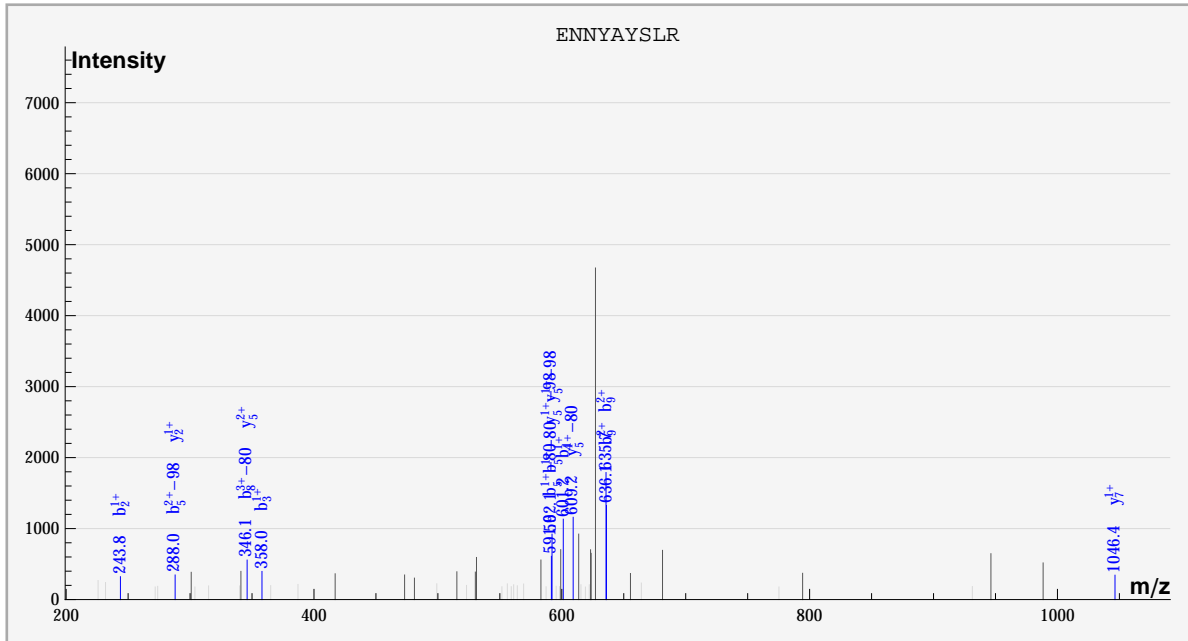
dbValid true QRTTLFMTK PHOS(2) 2. 645. -1.72581 5.06802 100. ? 2538.  
 S\_Acido\_new%gil68567029|gb|AA79958.1| QRTTLFMTK%:::PHOS:::PHOS::%sample\_1%compd\_1198



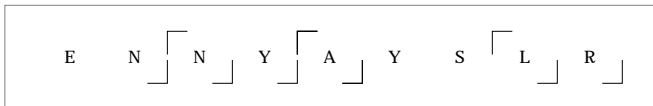
	#	b	b*	#	y	y*	P	P*
Q	1							
R	2			8		✓		
T	3			7		✓		
T	4	✓	✓	6	✓	✓		
L	5	✓	✓	5		✓		
F	6	✓	✓	4	✓	✓		
M	7	✓	✓	3	✓			
T	8	✓	✓	2				
K	9		✓	1				



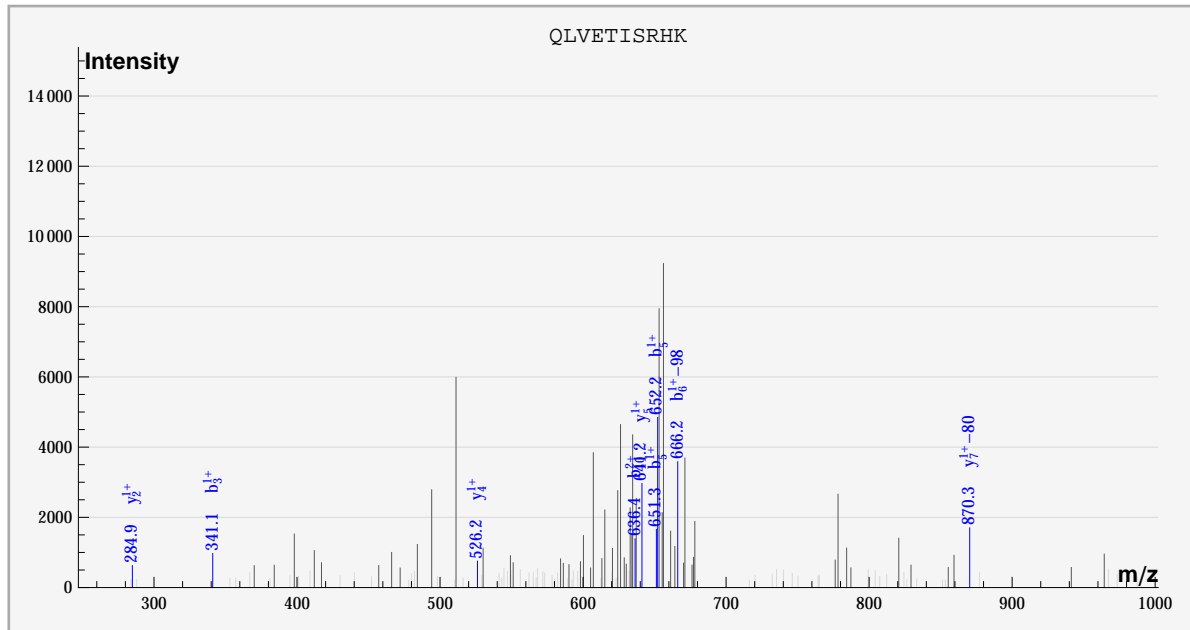
dbValid true ENNYAYSLR PHOS(2) 2. 646. -0.766423 5.21382 100. ? 1356.  
 S\_Acido\_new%gi|68567380|gb|AAY80309.1| ENNYAYSLR%::::PHOS::PHOS:::%sample\_1%cmpd\_122



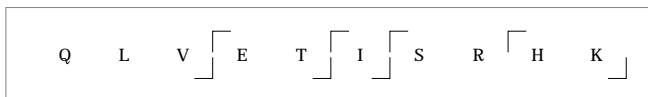
	#	b	b*	#	y	y*	P	P*
E	1							
N	2	✓		8				
N	3	✓		7	✓			
Y	4	✓		6				
A	5		✓	5	✓	✓		
Y	6			4				
S	7			3				
L	8		✓	2	✓			
R	9	✓		1				



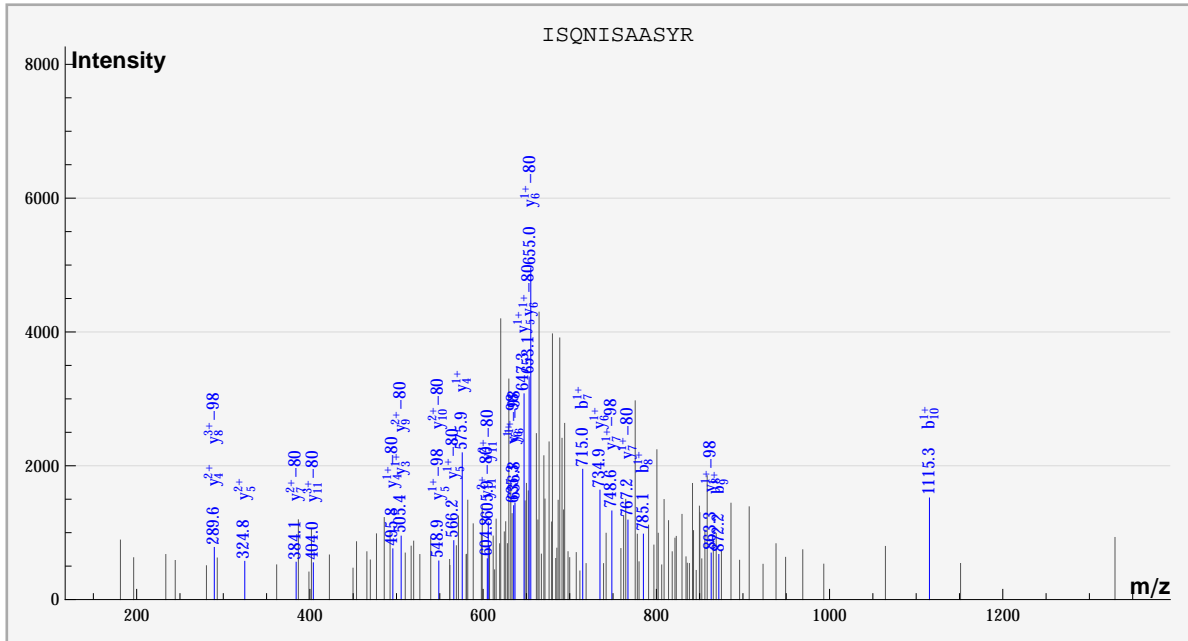
dbValid true QLVETISRHK PHOS(1) 2. 646. -0.168088 5.43965 100. ? 2802.  
 S\_Acido\_new%gi|68567122|gb|AAY80051.1| QLVETISRHK%::::PHOS::::%sample\_1%compd\_1377



	#	b	b*	#	y	y*	P	P*
Q	1							
L	2			9				
V	3	✓		8				
E	4			7		✓		
T	5	✓		6				
I	6		✓	5	✓			
S	7			4	✓			
R	8			3				
H	9			2	✓			
K	10	✓		1				



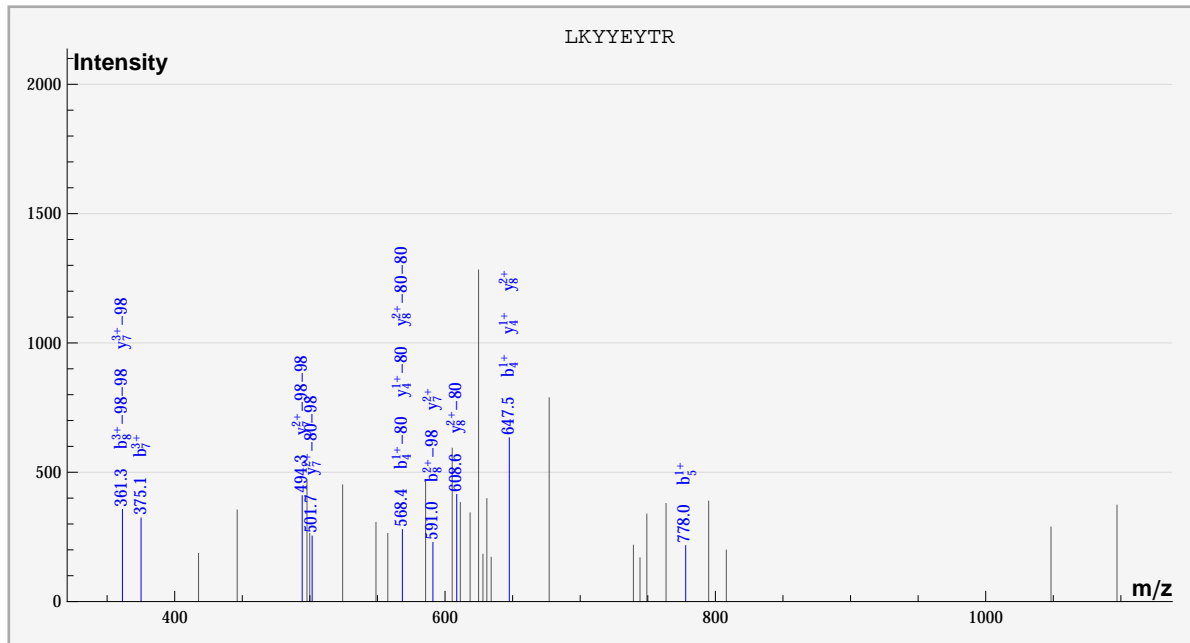
dbValid true ISQNISAASYR PHOS(1) 2. 646. -0.702093 5.02823 100. ? 3276.  
 S\_Acido\_new%gii68567297|gb|AAY80226.1| ISQNISAASYR%:.....PHOS::%sample\_1%compd\_1874



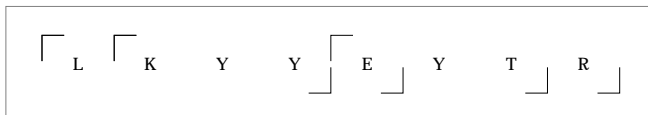
	#	b	b*	#	y	y*	P	P*
I	1							✓
S	2			10		✓		
Q	3			9		✓		
N	4			8		✓		
I	5			7		✓		
S	6			6	✓	✓		
A	7	✓		5	✓	✓		
A	8	✓		4	✓	✓		
S	9	✓		3	✓			
Y	10	✓		2				
R	11			1				

I S Q N I S A A S Y R

dbValid true LKYYEYTR PHOS(2) 2. 647. 1.25906 5.09962 100. ? 1512.  
 S\_Acido\_new%gi|68566863|gb|AA79792.1| LKYYEYTR%:::PHOS:::PHOS:::%sample\_1%compd\_258



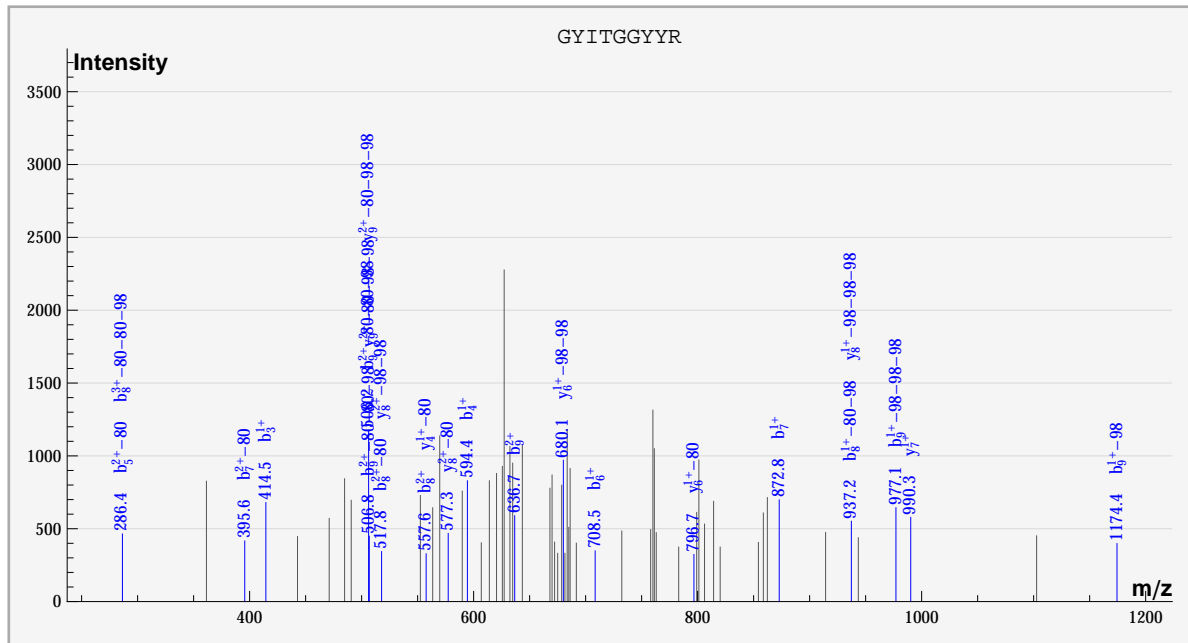
	#	b	b*	#	y	y*	P	P*
L	1						✓	✓
K	2			7	✓	✓		
Y	3			6				
Y	4	✓	✓	5				
E	5	✓		4	✓	✓		
Y	6			3				
T	7	✓		2				
R	8		✓	1				



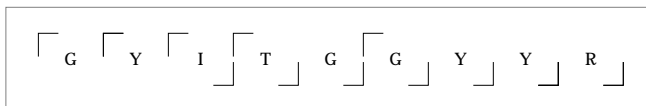


dbValid true GYITGGYYR PHOS(3) 2. 647. -1.79437 4.92439 100. ? 2712.

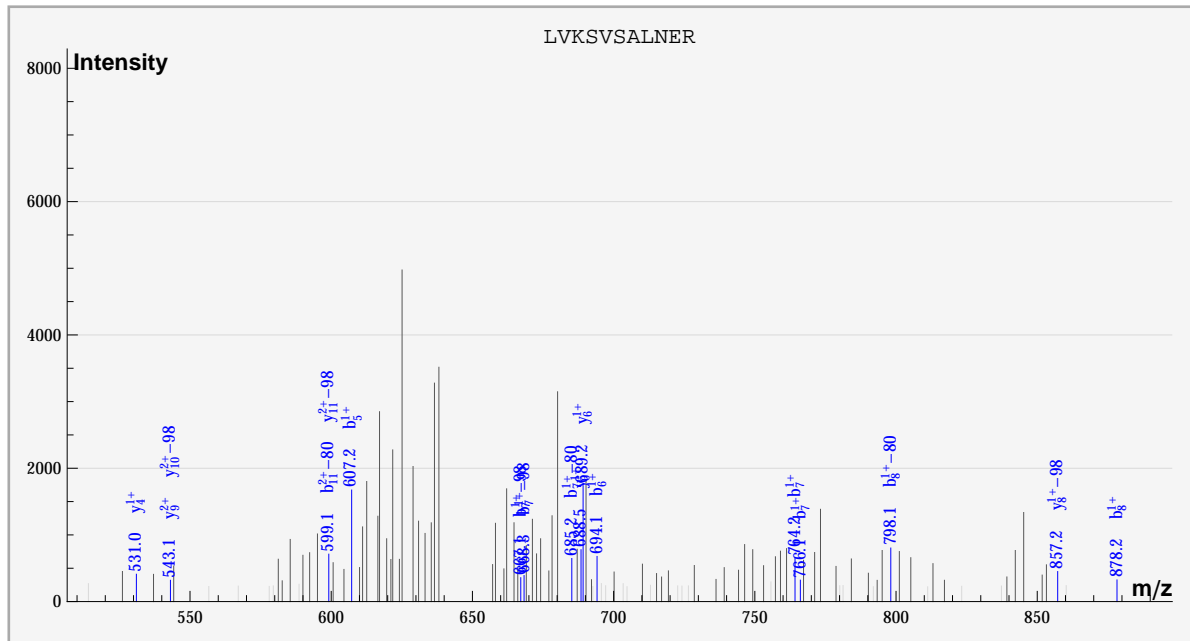
S\_Acido\_new%gi|68568341|gb|AA81270.1| GYITGGYYR::PHOS::PHOS::PHOS::%sample\_2%compd\_1270



	#	b	b*	#	y	y*	P	P*
G	1							✓
Y	2			8		✓		
I	3	✓		7	✓			
T	4	✓		6		✓		
G	5		✓	5				
G	6	✓		4		✓		
Y	7	✓	✓	3				
Y	8	✓	✓	2				
R	9	✓	✓	1				



dbValid true LVKSVSALNER PHOS(1) 2. 647. 1.33957 4.9982 100. ? 2748.  
 S\_Acido\_new%gi|68568484|gb|AA81413.1| LVKSVSALNER%::::PHOS:::::sample\_2%compd\_1280

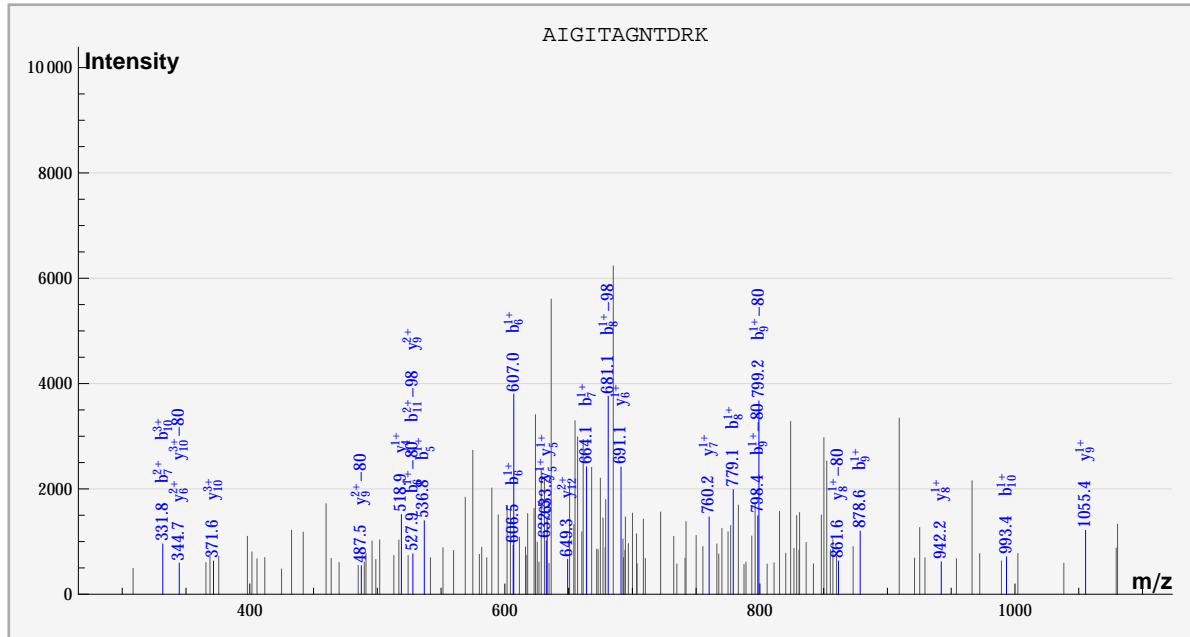


	#	b	b*	#	y	y*	P	P*
L	1							✓
V	2			10		✓		
K	3			9	✓	✓		
S	4			8		✓		
V	5	✓		7				
S	6	✓		6	✓			
A	7	✓	✓	5				
L	8	✓	✓	4	✓			
N	9			3				
E	10			2				
R	11		✓	1				

┌ L ─┐ ┌ V ─┐ ┌ K ─┐ ┌ S ─┐ V ─┐ ┌ S ─┐ ┌ A ─┐ ┌ L ─┐ ┌ N ─┐ ┌ E ─┐ ┌ R ─┐

dbValid true AIGITAGNTDRK PHOS(1) 2. 647. 1.819 5.62928 100. ? 3300.

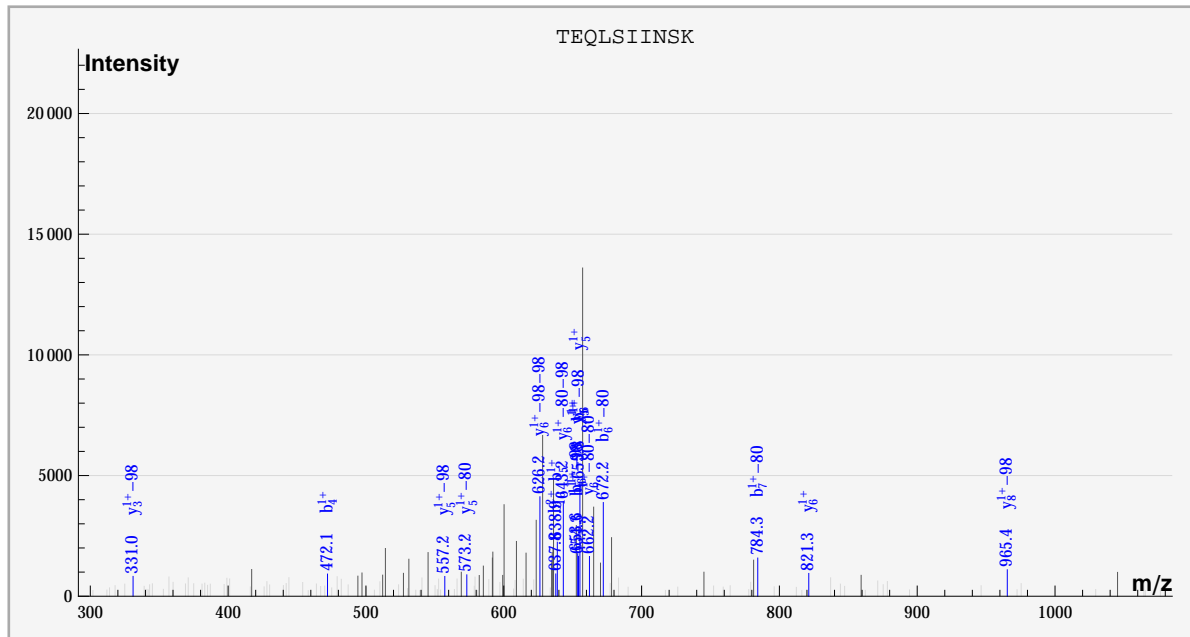
S\_Acido\_new%gi|68566777|gb|AA79706.1| AIGITAGNTDRK%:::PHOS:::sample\_1%compd\_1897



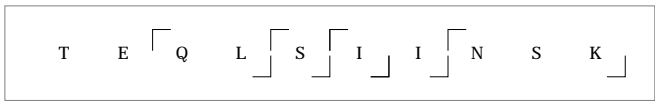
	#	b	b*	#	y	y*	P	P*
A	1							✓
I	2			11				
G	3			10	✓	✓		
I	4			9	✓	✓		
T	5	✓		8	✓	✓		
A	6	✓	✓	7	✓			
G	7	✓		6	✓			
N	8	✓	✓	5	✓			
T	9	✓	✓	4	✓			
D	10	✓		3				
R	11		✓	2				
K	12			1				

A I G I T A G N T D R K

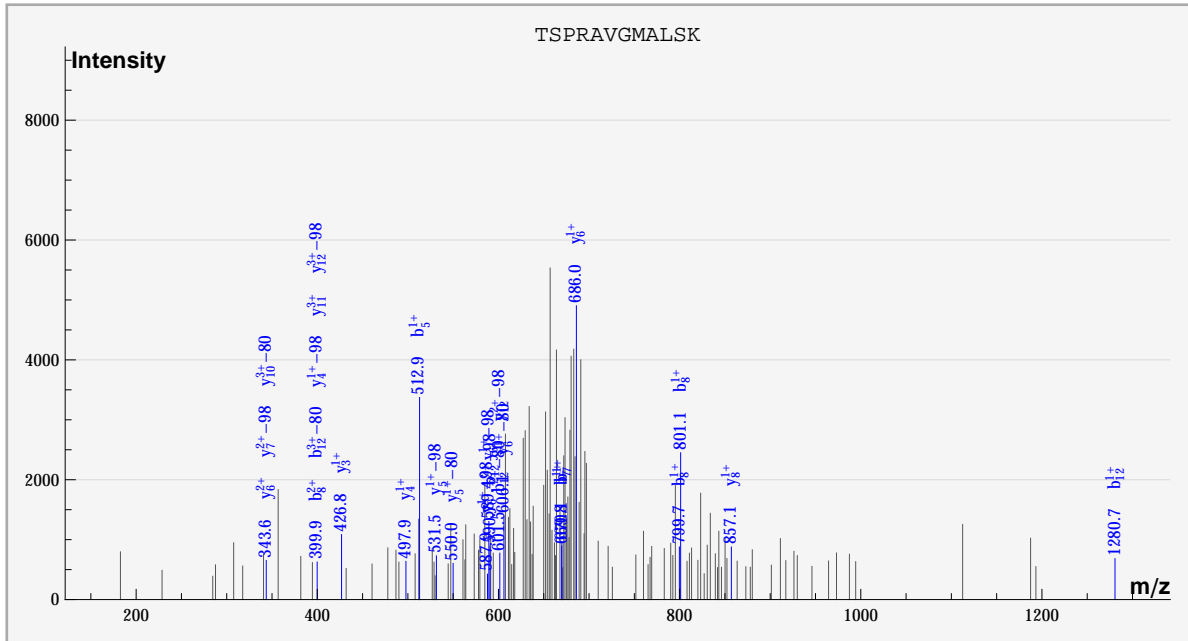
dbValid true TEQLSIINSK PHOS(2) 2. 648. -1.21964 4.9909 100. ? 2322.  
 S\_Acido\_new%gil68566621|gb|AAY79550.1| TEQLSIINSK%::::PHOS::::PHOS::%sample\_1%compd\_967



	#	b	b*	#	y	y*	P	P*
T	1							
E	2			9				
Q	3			8		✓		
L	4	✓		7				
S	5	✓		6	✓	✓		
I	6		✓	5	✓	✓		
I	7		✓	4				
N	8			3		✓		
S	9			2				
K	10	✓		1				



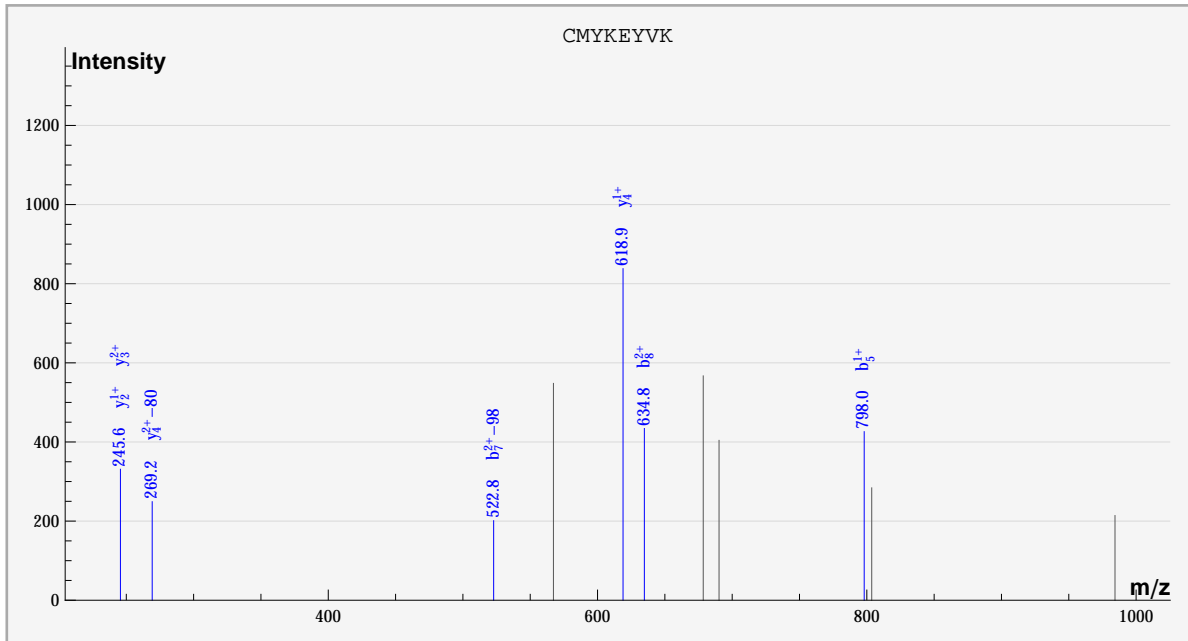
dbValid true TSPRAVGMALSK PHOS(1) 2. 648. 1.32032 5.05804 100. ? 3000.  
 S\_Acido\_new%gi|68567676|gb|AA80605.1| TSPRAVGMALSK%:::PHOS::%sample\_1%compd\_1621



	#	b	b*	#	y	y*	P	P*
T	1							✓
S	2			11	✓			
P	3			10		✓		
R	4			9				
A	5	✓		8	✓			
V	6			7		✓		
G	7	✓		6	✓	✓		
M	8	✓		5		✓		
A	9			4	✓	✓		
L	10			3	✓			
S	11			2				
K	12	✓	✓	1				

T S P R A V G M A L S K

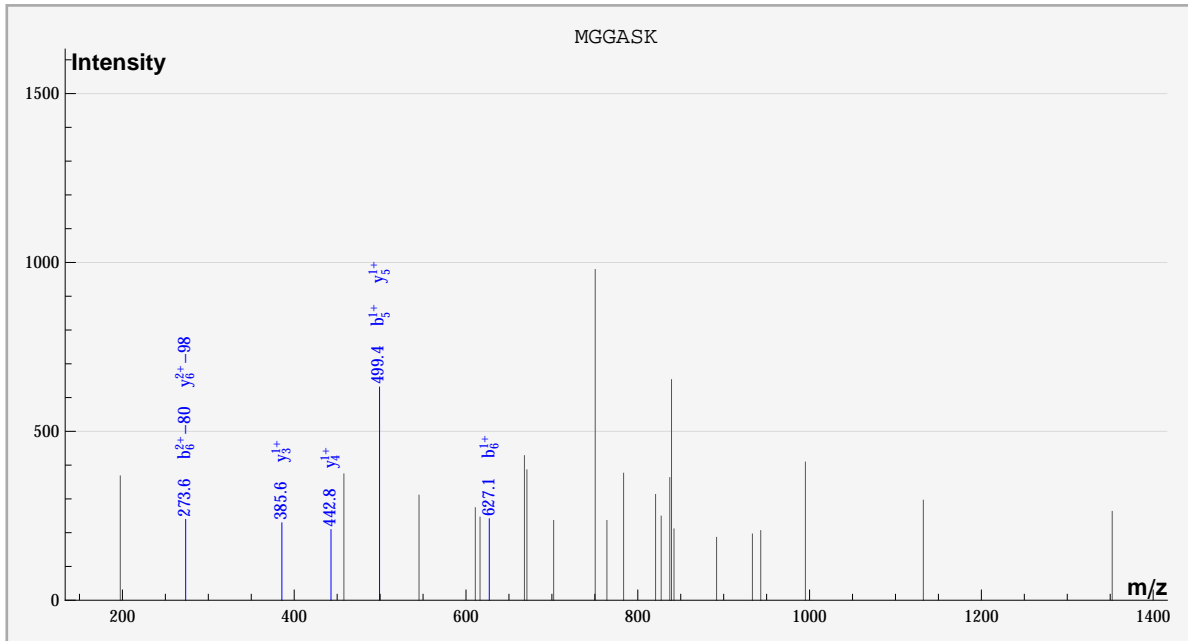
dbValid true CMYKEYVK Cys\_CAM(1),Oxidation\_M(1),PHOS(2) 2. 648. 0.725677 5.047 100. ? 3426.  
 S\_Acido\_new%gil68566659|gb|AAY79588.1| CMYKEYVK%:Cys\_CAM:Oxidation\_M:PHOS::PHOS::%sample\_2%compd\_1882



	#	b	b*	#	y	y*	P	P*
C	1							
M	2			7				
Y	3			6				
K	4			5				
E	5	✓		4	✓	✓		
Y	6			3	✓			
V	7		✓	2	✓			
K	8	✓		1				



dbValid true MGGASK Oxidation\_M(1),PHOS(1) 1. 648. -1.77344 5.04261 100. ? 4290.  
 S\_Acido\_new%gi68567279|gb|AA80208.1| MGGASK%:Oxidation\_M:::PHOS::%sample\_1%compd\_2804

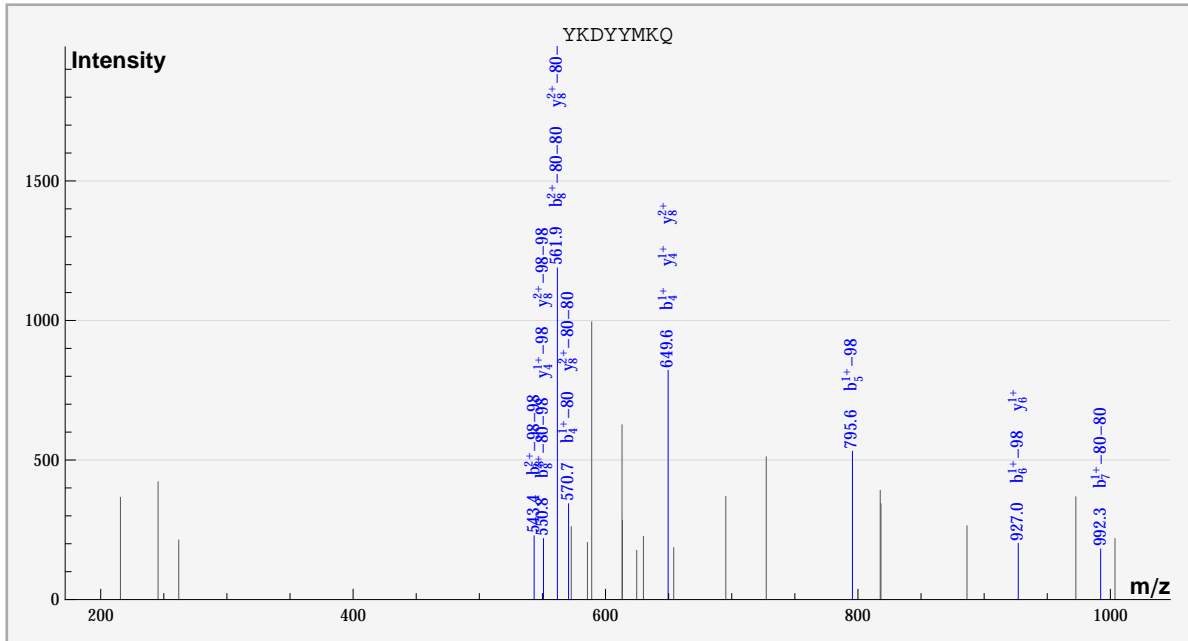


	#	b	b*	#	y	y*	P	P*
M	1							✓
G	2			5	✓			
G	3			4	✓			
A	4			3	✓			
S	5	✓		2				
K	6	✓	✓	1				

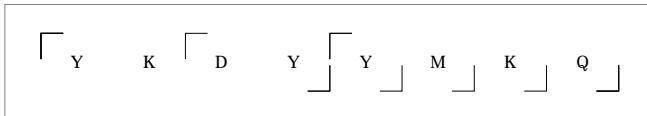


dbValid true YKDYYMKQ PHOS(2) 2. 649. 0.731827 5.02202 100. ? 1536.

S\_Acido\_new%gi|68567534|gb|AA80463.1| YKDYYMKQ%:PHOS:::PHOS:::%sample\_1%compd\_283

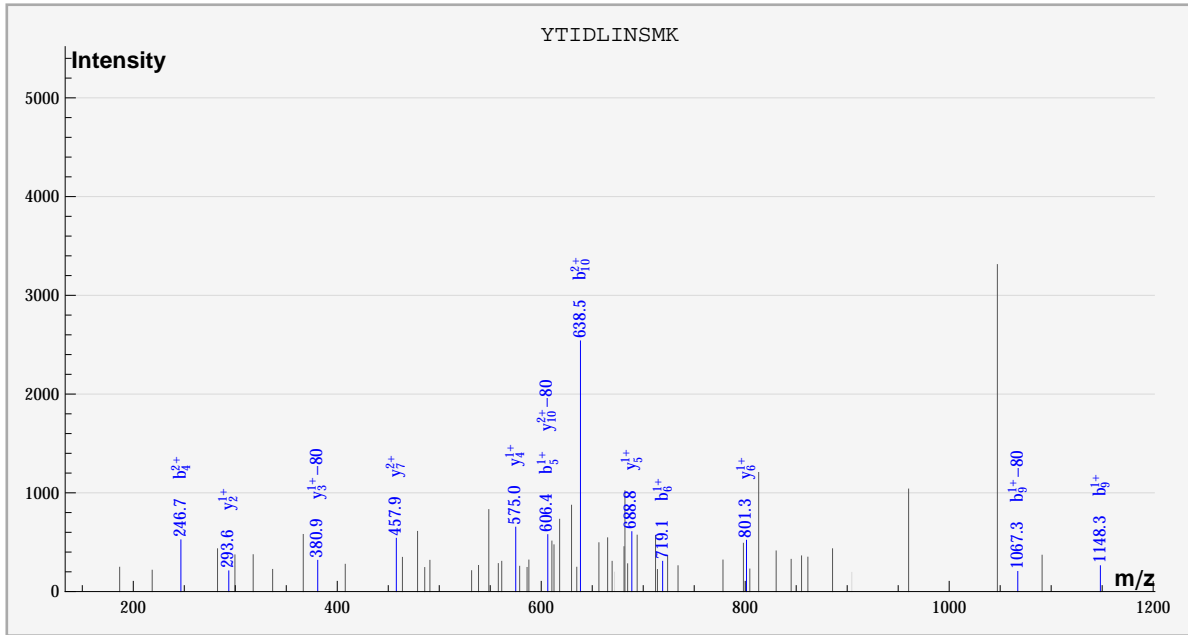


	#	b	b*	#	y	y*	P	P*
Y	1						✓	✓
K	2			7				
D	3			6	✓			
Y	4	✓	✓	5				
Y	5		✓	4	✓	✓		
M	6		✓	3				
K	7		✓	2				
Q	8		✓	1				





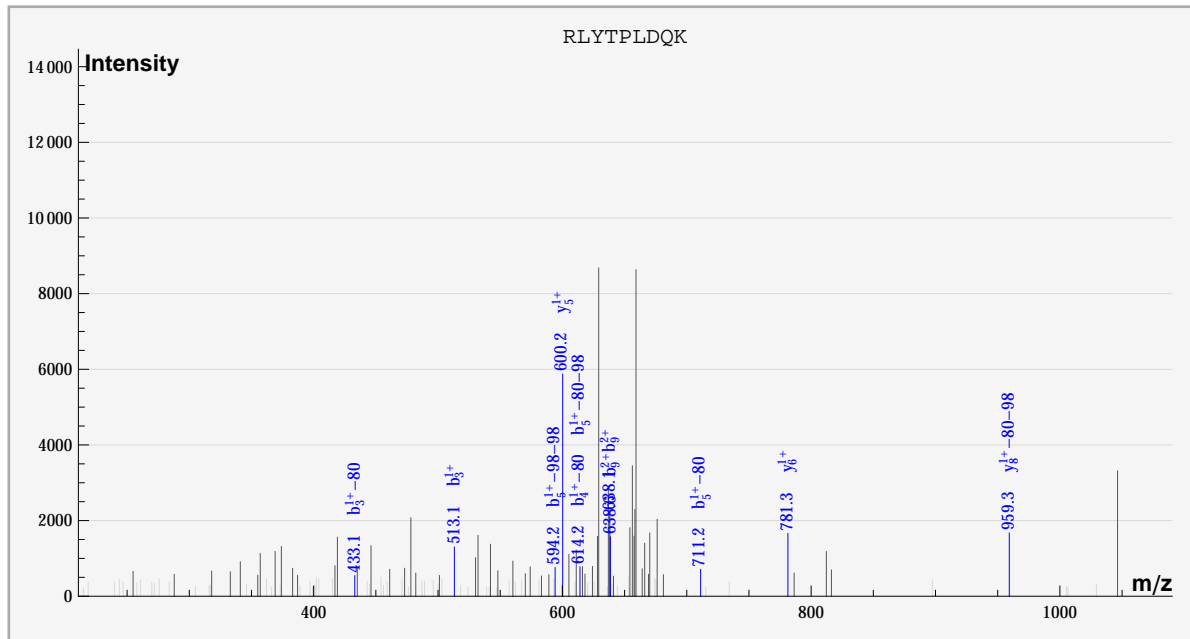
dbValid true YTIDLINSMK Oxidation\_M(1),PHOS(1) 2. 649. -1.70656 5.28459 100. ? 1866.  
 S\_Acido\_new%gi68566860|gb|AAY79789.1| YTIDLINSMK%:::PHOS:Oxidation\_M:::sample\_1%compd\_581



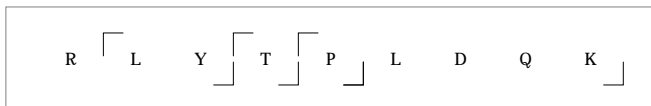
	#	b	b*	#	y	y*	P	P*
Y	1							✓
T	2			9				
I	3			8				
D	4	✓		7	✓			
L	5	✓		6	✓			
I	6	✓		5	✓			
N	7			4	✓			
S	8			3		✓		
M	9	✓	✓	2	✓			
K	10	✓		1				

Y T I D L I N S M K

dbValid true RLYTPLDQK PHOS(2) 2. 649. -1.71439 4.99935 100. ? 1908.  
 S\_Acido\_new%gi|68567358|gb|AAy80287.1| RLYTPLDQK%:::PHOS:PHOS:::sample\_1%cmpd\_611

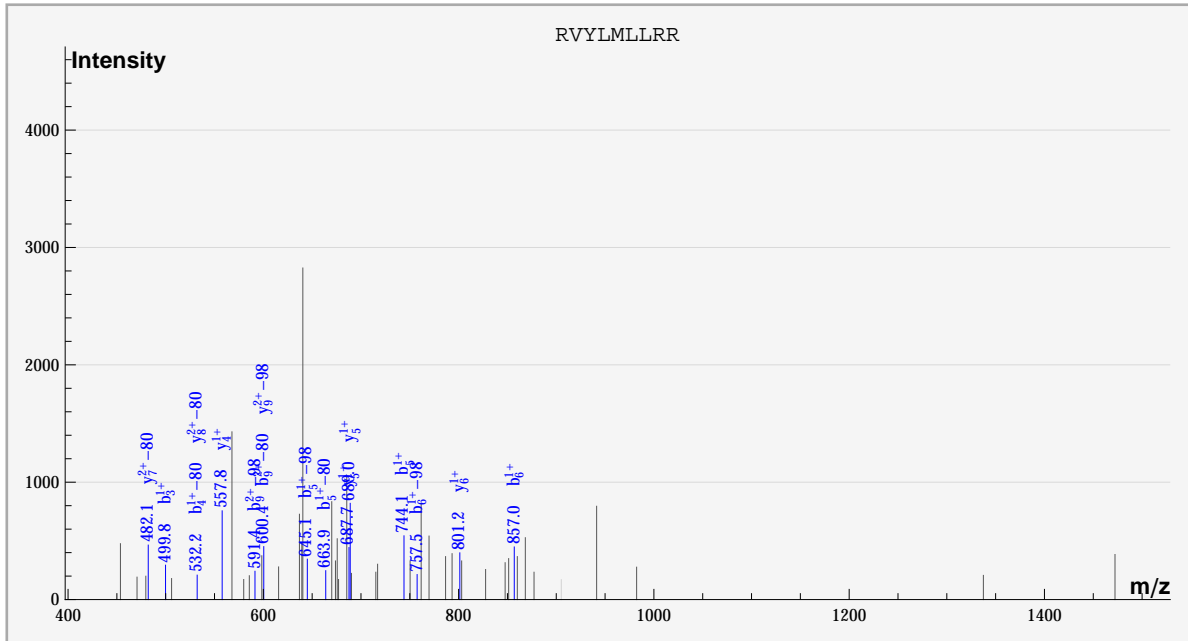


	#	b	b*	#	y	y*	P	P*
R	1							
L	2			8		✓		
Y	3	✓	✓	7				
T	4		✓	6		✓		
P	5		✓	5		✓		
L	6			4				
D	7			3				
Q	8			2				
K	9	✓		1				

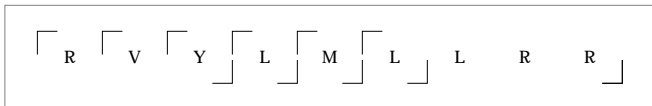


dbValid true RVYLMLLRR PHOS(1) 2. 649. 1.35959 5.68731 100. ? 2934.

S\_Acido\_new%gi|68567791|gb|AAV80720.1| RVYLMLLRR%:::PHOS:::sample\_2%cmpd\_1458

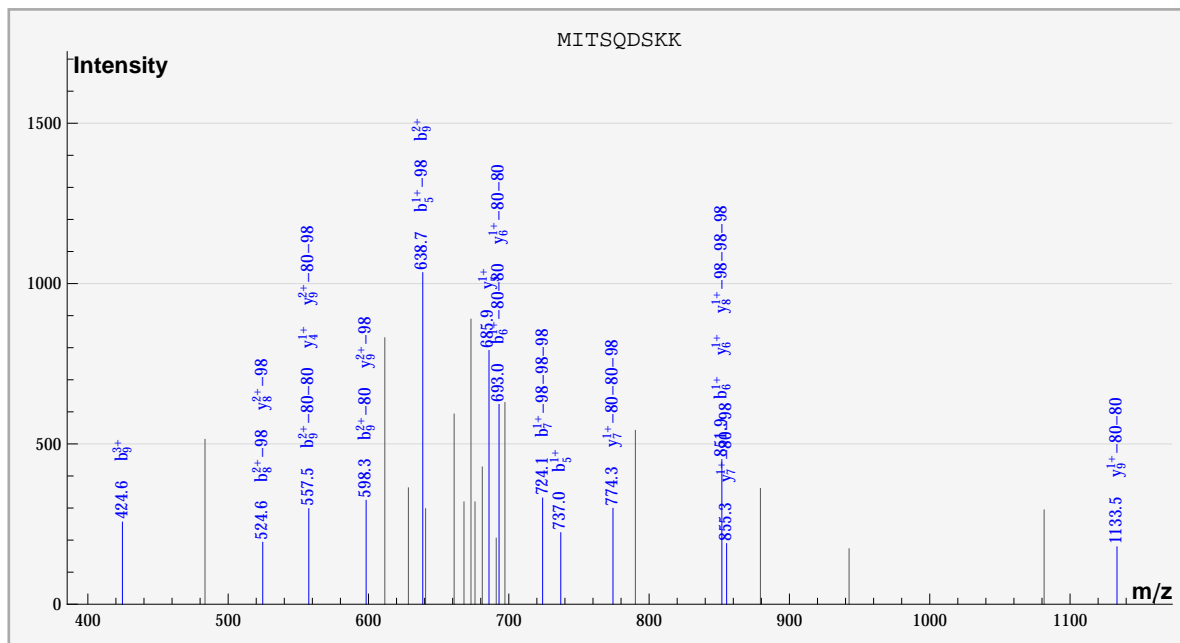


	#	b	b*	#	y	y*	P	P*
R	1							✓
V	2			8		✓		
Y	3	✓		7		✓		
L	4		✓	6		✓		
M	5	✓	✓	5		✓		
L	6	✓	✓	4		✓		
L	7			3				
R	8			2				
R	9		✓	1				

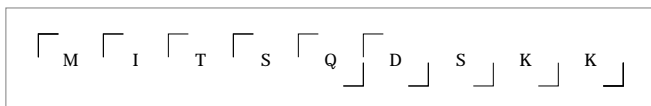


dbValid true MITSQDSKK Oxidation\_M(1),PHOS(3) 2. 649. -1.78467 5.58774 100. ? 3234.

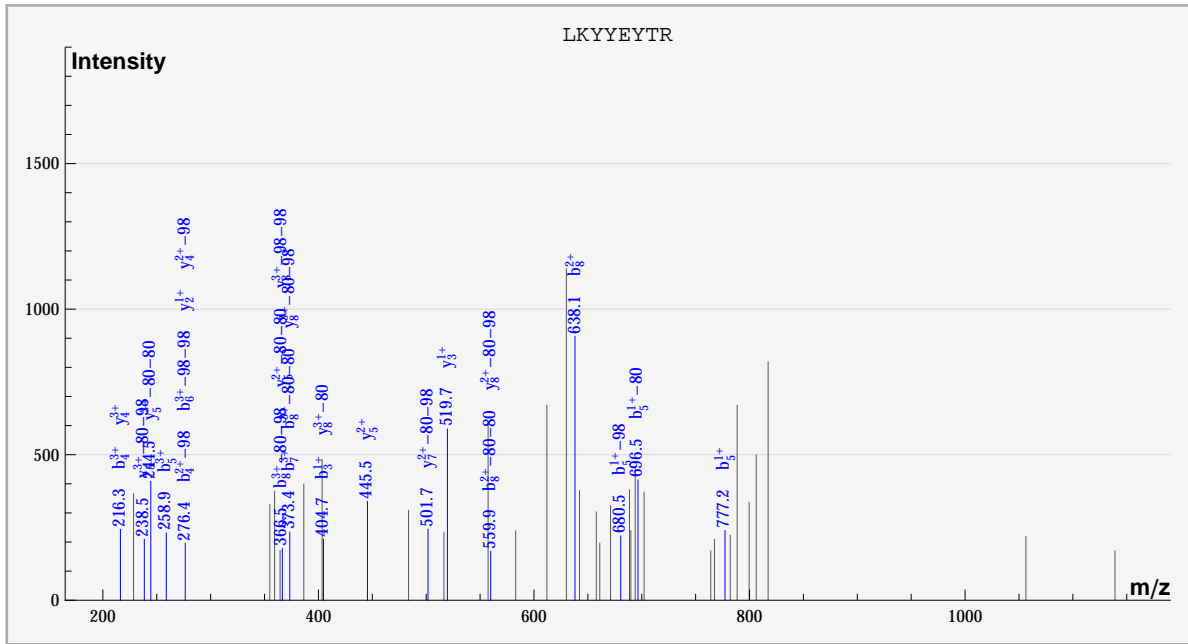
S\_Acido\_new%gil68566607|gb|AAY79536.1| MITSQDSKK%:Oxidation\_M::PHOS:PHOS::PHOS::%sample\_2%cmpd\_1719



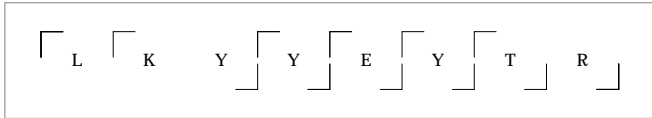
	#	b	b*	#	y	y*	P	P*
M	1							✓
I	2			8		✓		
T	3			7		✓		
S	4			6	✓	✓		
Q	5	✓	✓	5	✓			
D	6	✓	✓	4	✓			
S	7		✓	3				
K	8		✓	2				
K	9	✓	✓	1				



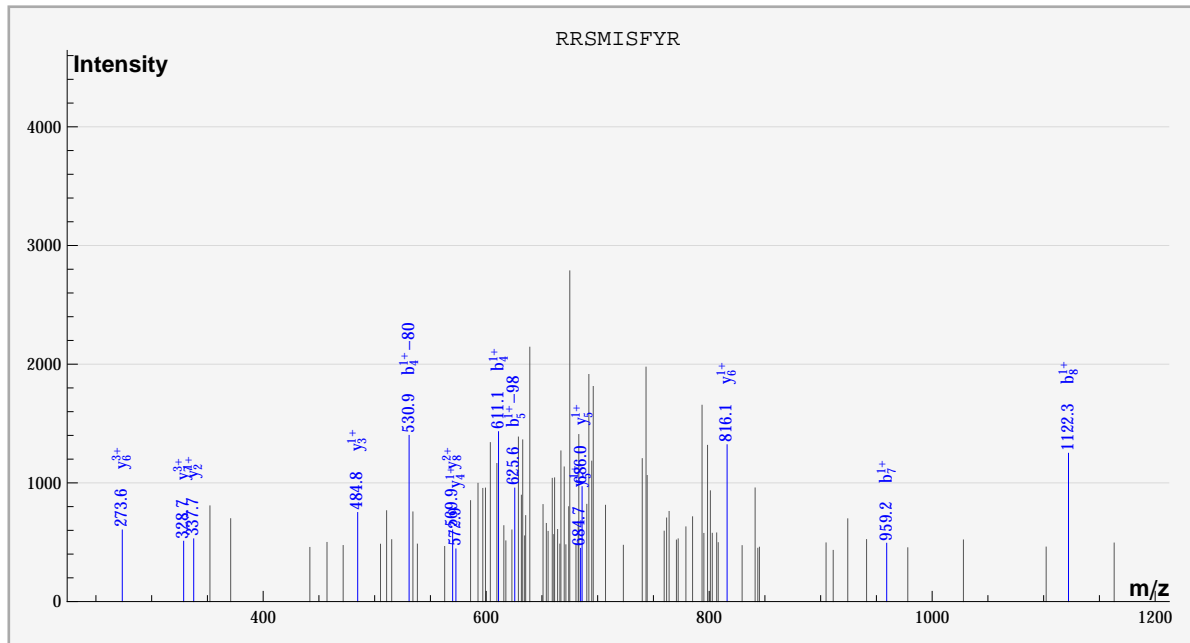
dbValid true LKYYEYTR PHOS(2) 2. 649. -0.740938 4.98684 100. ? 3306.  
 S\_Acido\_new%gi|68566863|gb|AA79792.1| LKYYEYTR%::::PHOS::PHOS::%sample\_2%compd\_1781



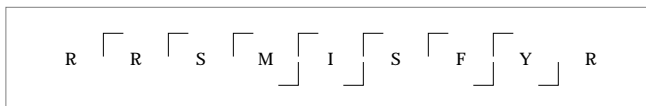
	#	b	b*	#	y	y*	P	P*
L	1							✓
K	2			7		✓		
Y	3	✓		6				
Y	4	✓	✓	5	✓	✓		
E	5	✓	✓	4	✓	✓		
Y	6		✓	3	✓			
T	7	✓		2	✓			
R	8	✓	✓	1				



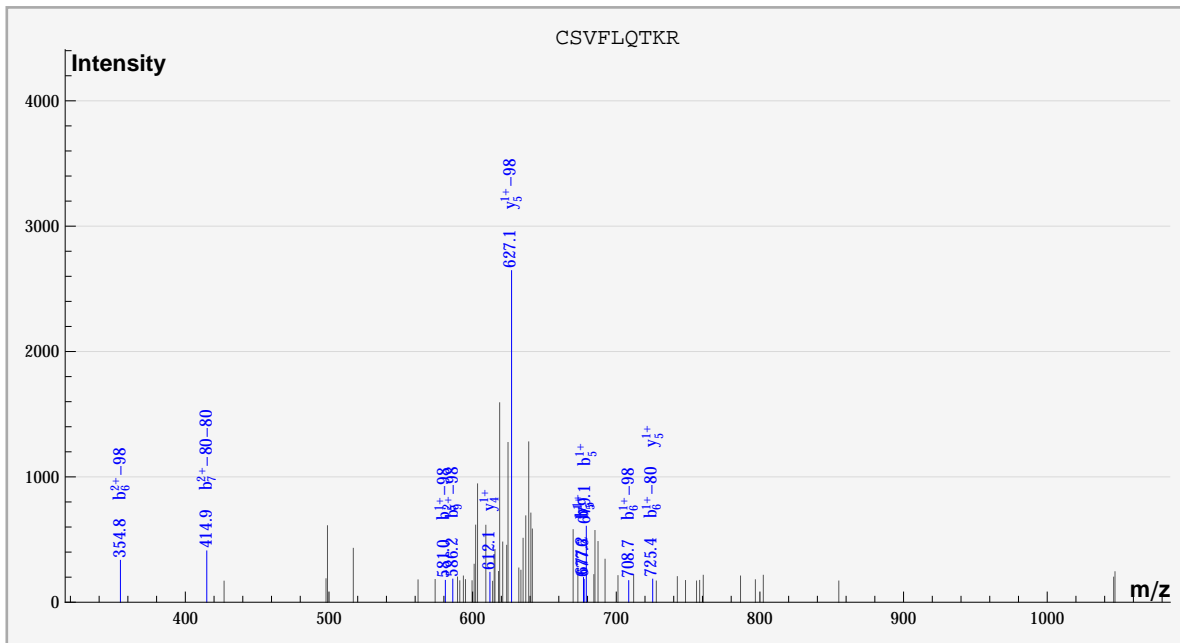
dbValid true RRSMISFYR PHOS(1) 2. 649. -0.692443 6.46676 100. ? 3612.  
 S\_Acido\_new%gi|68567224|gb|AAY80153.1| RRSMISFYR%:::PHOS:::sample\_1%compd\_2187



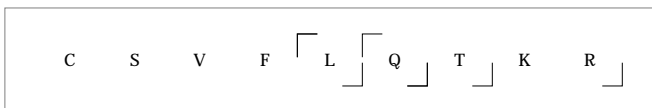
	#	b	b*	#	y	y*	P	P*
R	1							
R	2			8		✓		
S	3			7		✓		
M	4	✓	✓	6		✓		
I	5		✓	5		✓		
S	6			4		✓		
F	7	✓		3		✓		
Y	8	✓		2		✓		
R	9			1				



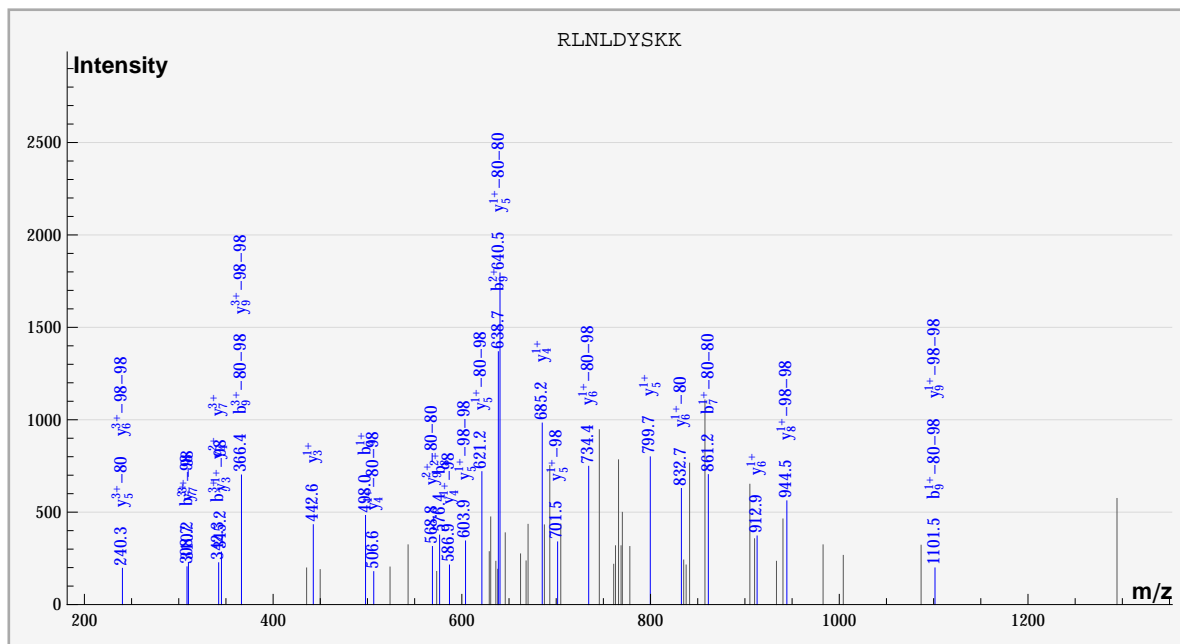
dbValid true CSVFLQTKR Cys\_CAM(1),PHOS(2) 2. 649. 0.771812 5.19017 100. ? 3822.  
 S\_Acido\_new%gil68568297|gb|AAY81226.1| CSVFLQTKR%:Cys\_CAM:PHOS:::PHOS:::sample\_2%compd\_2183



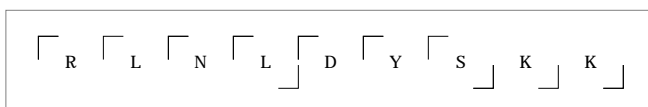
	#	b	b*	#	y	y*	P	P*
C	1							
S	2			8				
V	3			7				
F	4			6				
L	5	✓	✓	5	✓	✓		
Q	6		✓	4	✓			
T	7		✓	3				
K	8			2				
R	9		✓	1				



dbValid true RLNLDYSKK PHOS(2) 2. 650. -1.20894 5.54452 100. ? 2772.  
 S\_Acido\_new%gi|68566557|gb|AAY79486.1| RLNLDYSKK%:::PHOS:PHOS:::%sample\_3%compd\_1308

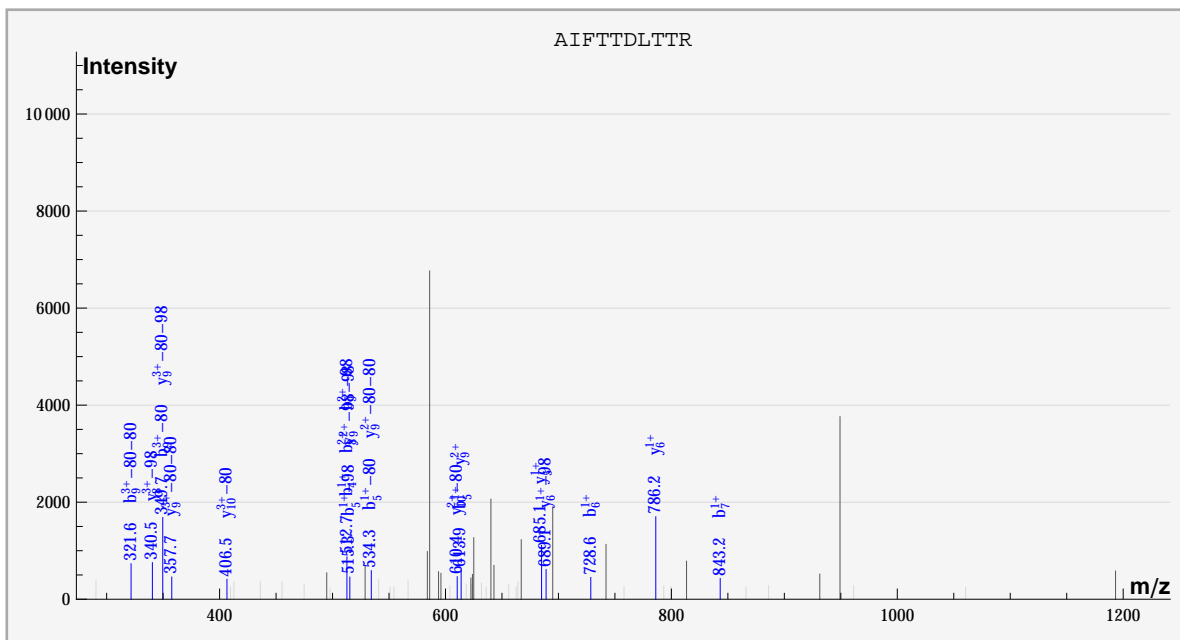


	#	b	b*	#	y	y*	P	P*
R	1							✓
L	2			8		✓		
N	3			7	✓	✓		
L	4	✓		6	✓	✓		
D	5			5	✓	✓		
Y	6			4	✓	✓		
S	7	✓	✓	3	✓	✓		
K	8	✓		2				
K	9	✓	✓	1				

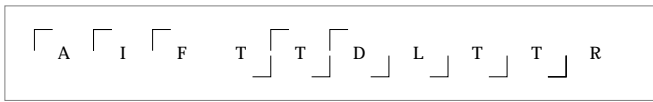




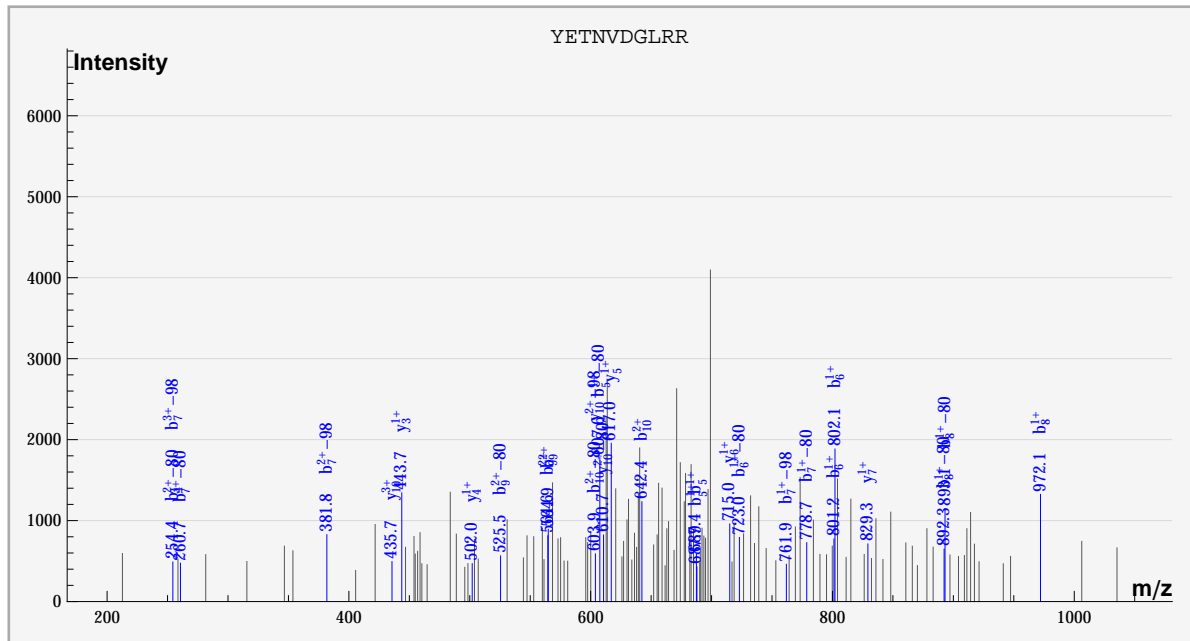
dbValid true AIFTTDLTTR PHOS(2) 2. 651. -1.22493 5.10212 100. ? 1746.  
 S\_Acido\_new%gi|68568655|gb|AA81584.1| AIFTTDLTTR%::::PHOS::::PHOS:::sample\_3%compd\_458



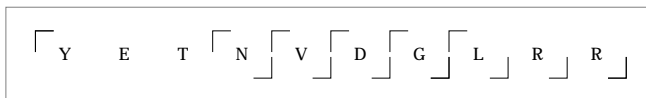
	#	b	b*	#	y	y*	P	P*
A	1							✓
I	2			9	✓	✓		
F	3			8		✓		
T	4	✓		7				
T	5	✓	✓	6	✓	✓		
D	6	✓		5	✓			
L	7	✓		4				
T	8	✓		3				
T	9		✓	2				
R	10			1				



dbValid true YETNVDGLRR PHOS(1) 2. 651. 0.795527 5.5942 100. ? 2412.  
 S\_Acido\_new%gi|68567157|gb|AAy80086.1| YETNVDGLRR%:PHOS:::sample\_3%compd\_1066

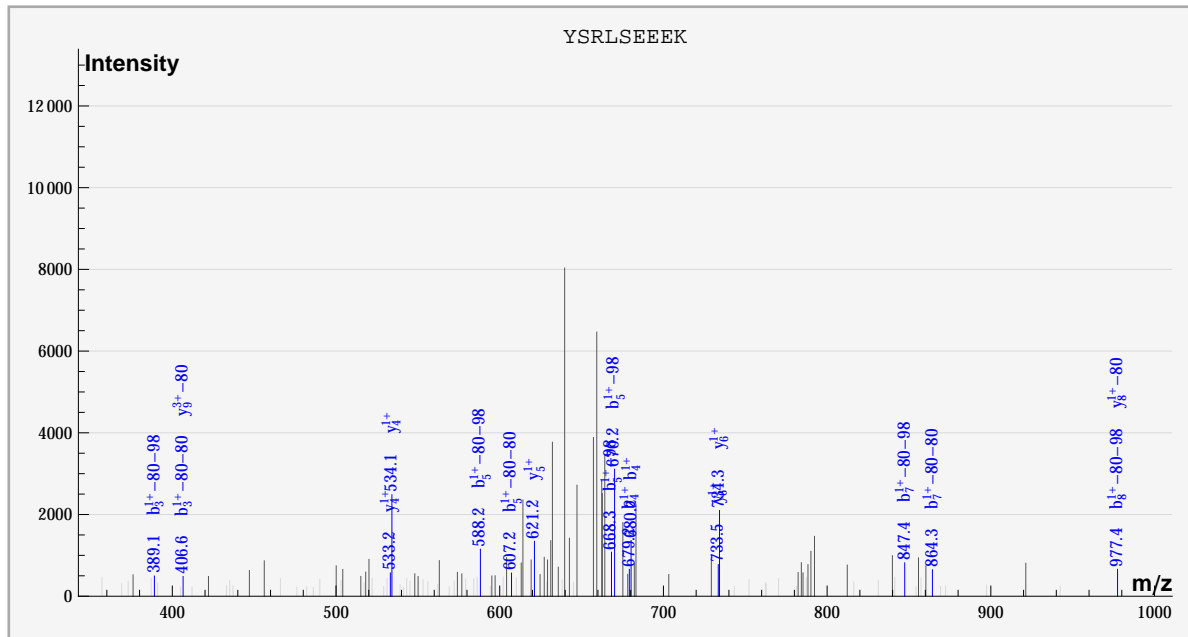


	#	b	b*	#	y	y*	P	P*
Y	1						✓	✓
E	2			9				
T	3			8				
N	4	✓	✓	7	✓			
V	5	✓	✓	6	✓			
D	6	✓	✓	5	✓			
G	7	✓	✓	4	✓			
L	8	✓	✓	3	✓			
R	9	✓	✓	2				
R	10	✓	✓	1				

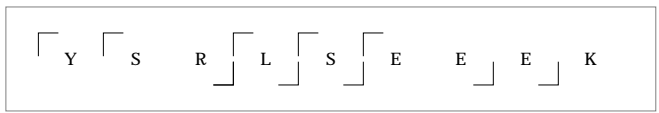


dbValid true YSRLSEEEK PHOS(2) 2. 652. -1.25349 4.95906 100. ? 2466.

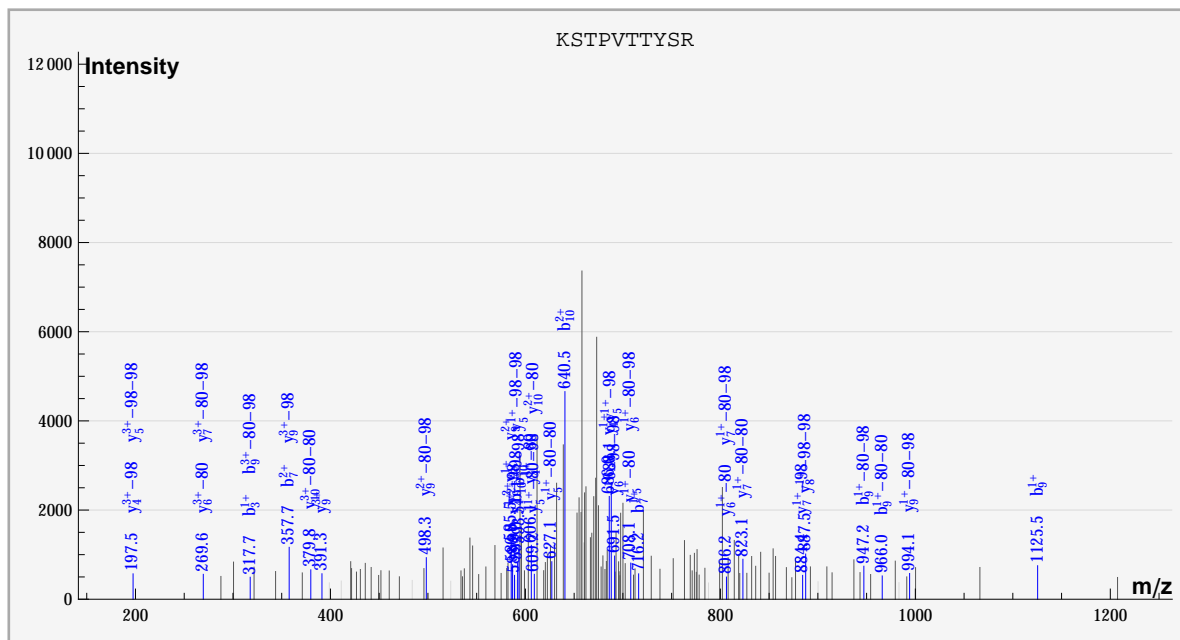
S\_Acido\_new%gi|68568117|gb|AA81046.1| YSRLSEEEK%:PHOS:PHOS:::.....%sample\_2%compd\_1050



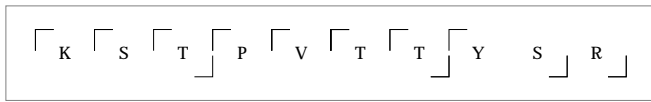
	#	b	b*	#	y	y*	P	P*
Y	1							✓
S	2			8		✓		
R	3		✓	7				
L	4	✓		6		✓		
S	5		✓	5		✓		
E	6			4		✓		
E	7		✓	3				
E	8		✓	2				
K	9			1				



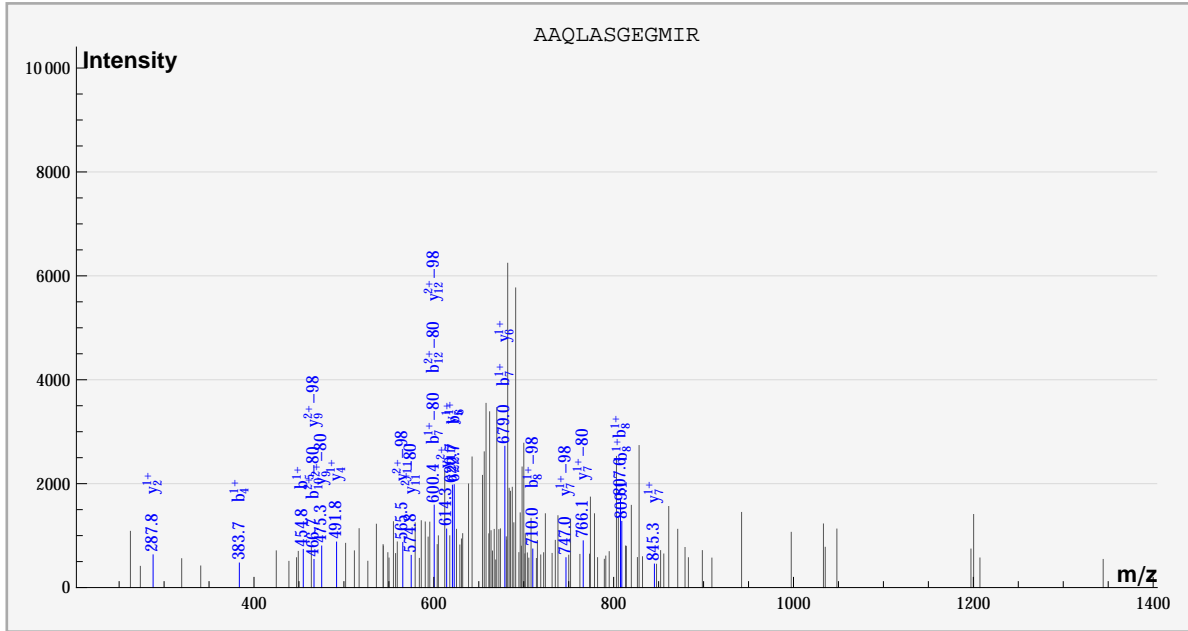
dbValid true KSTPVTTYSR PHOS(2) 2. 652. -1.7273 4.94463 100. ? 2856.  
 S\_Acido\_new%gi|68566897|gb|AA79826.1| KSTPVTTYSR%:::PHOS:PHOS::%sample\_3%compd\_1477



	#	b	b*	#	y	y*	P	P*
K	1							✓
S	2			9	✓	✓		
T	3	✓		8		✓		
P	4			7		✓		
V	5			6		✓		
T	6			5		✓		
T	7	✓		4	✓	✓		
Y	8			3	✓			
S	9	✓	✓	2				
R	10	✓	✓	1				



dbValid true AAQLASGEGMIR Oxidation\_M(1),PHOS(1) 2. 652. -1.70825 5.47288 100. ? 3066.  
 S\_Acido\_new%gil68566502|gb|AAAY79431.1| AAQLASGEGMIR%::::PHOS::::Oxidation\_M::::sample\_3%compd\_1666

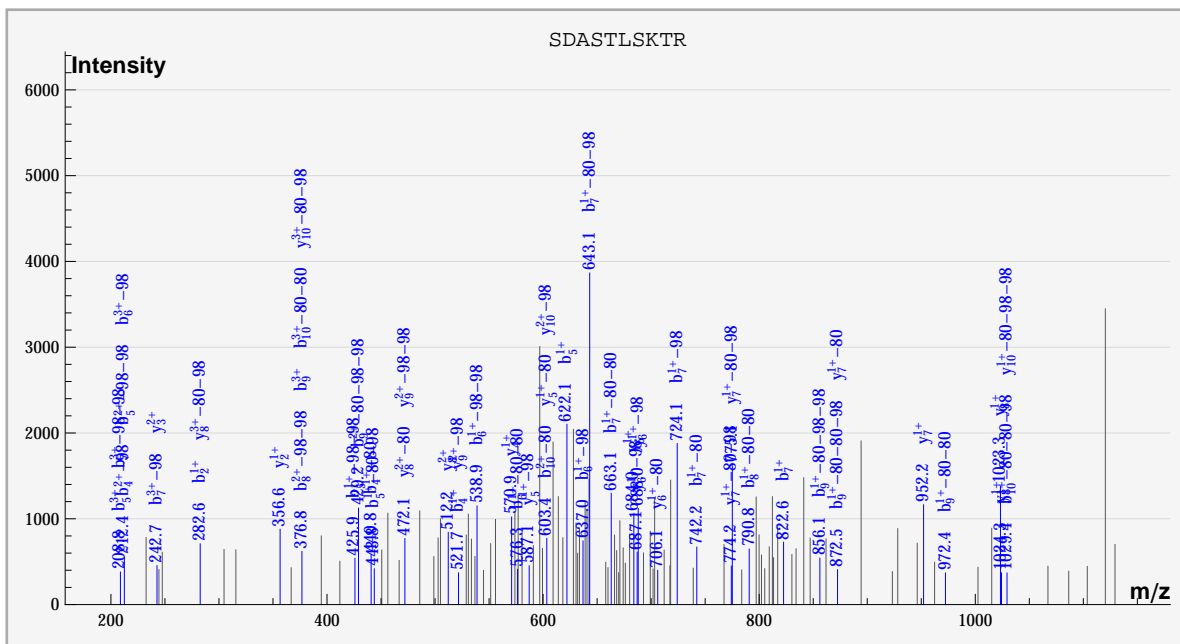


	#	b	b*	#	y	y*	P	P*
A	1							✓
A	2			11	✓	✓		
Q	3			10				
L	4	✓		9		✓		
A	5	✓		8				
S	6	✓		7	✓	✓		
G	7	✓	✓	6	✓			
E	8	✓	✓	5	✓			
G	9			4	✓			
M	10		✓	3				
I	11			2	✓			
R	12		✓	1				

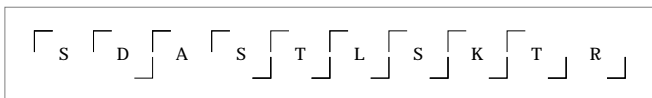
AAQLASGEGMIR

dbValid true SDASTLSKTR PHOS(3) 2. 654. -0.770168 5.49683 100. ? 2082.

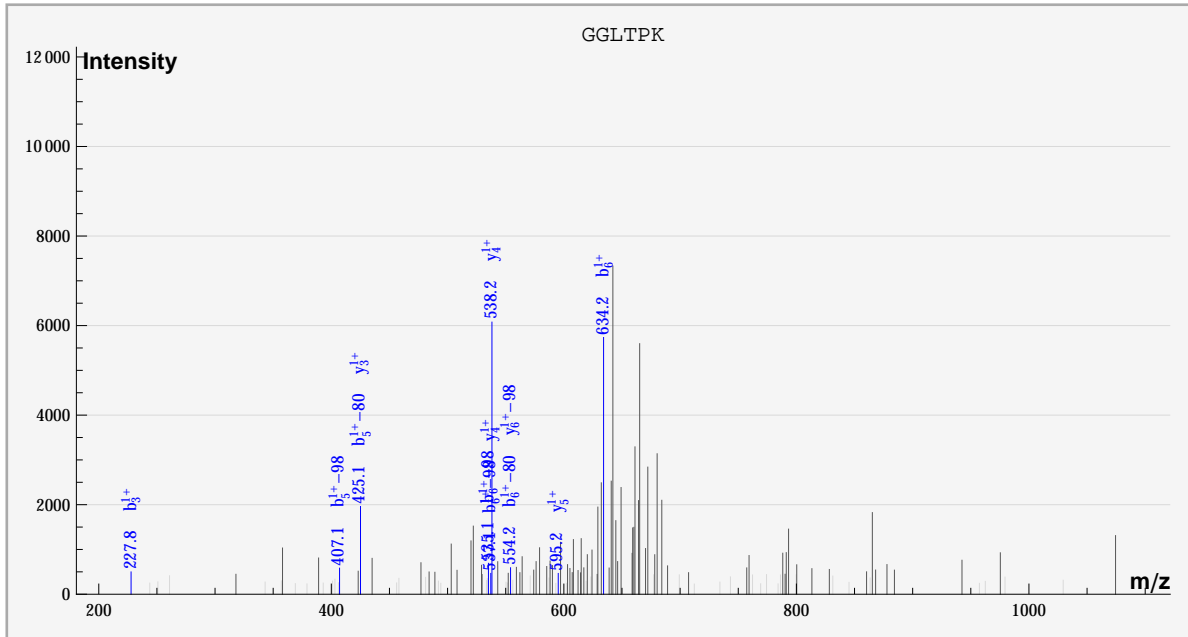
S\_Acido\_new%gi|68567167|gb|AAy80096.1| SDASTLSKTR%:PHOS:::PHOS:::PHOS:::sample\_3%compd\_771



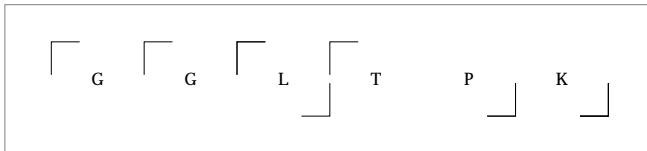
	#	b	b*	#	y	y*	P	P*
S	1							✓
D	2	✓		9		✓		
A	3			8	✓	✓		
S	4	✓	✓	7	✓	✓		
T	5	✓	✓	6		✓		
L	6		✓	5	✓	✓		
S	7	✓	✓	4	✓			
K	8		✓	3	✓			
T	9	✓	✓	2	✓			
R	10		✓	1				



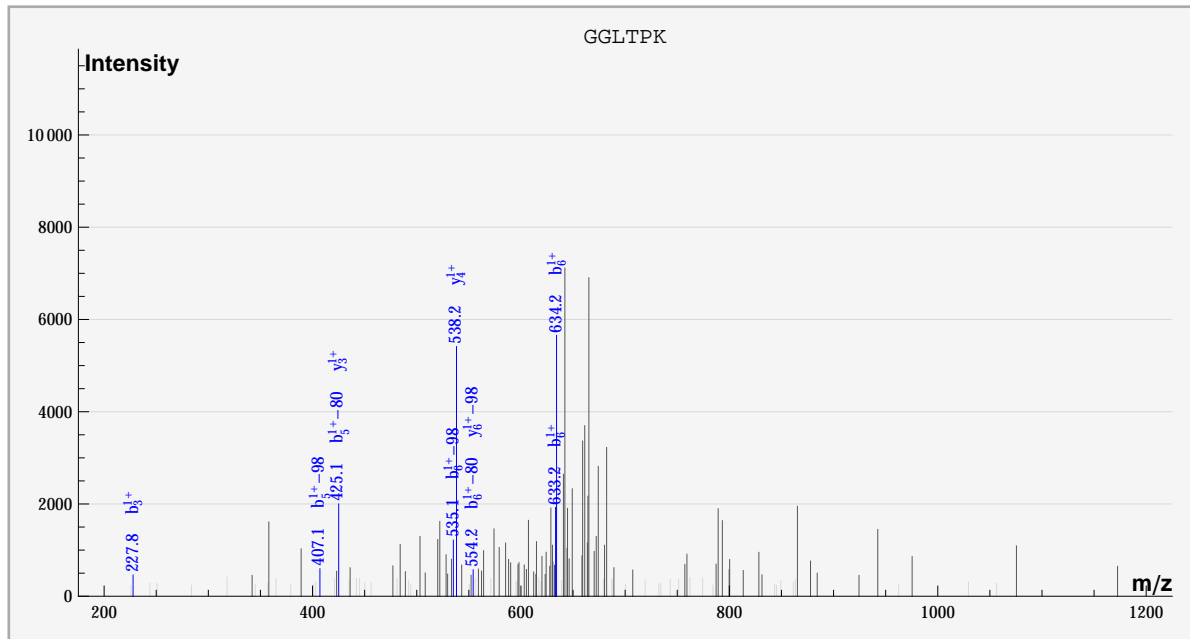
dbValid true GGLTPK PHOS(1) 1. 654. -1.69347 5.79441 100. ? 2274.  
 S\_Acido\_new%gi|68568213|gb|AAY81142.1| GGLTPK%:::PHOS:::sample\_2%compd\_887



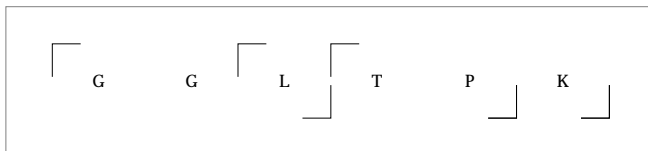
	#	b	b*	#	y	y*	P	P*
G	1							✓
G	2			5	✓			
L	3	✓		4	✓			
T	4			3	✓			
P	5		✓	2				
K	6	✓	✓	1				



dbValid true GGLTPK PHOS(1) 1. 654. -1.69347 6.12279 100. ? 2286.  
 S\_Acido\_new%gi|68568213|gb|AAY81142.1| GGLTPK%:::PHOS:::sample\_2%compd\_897

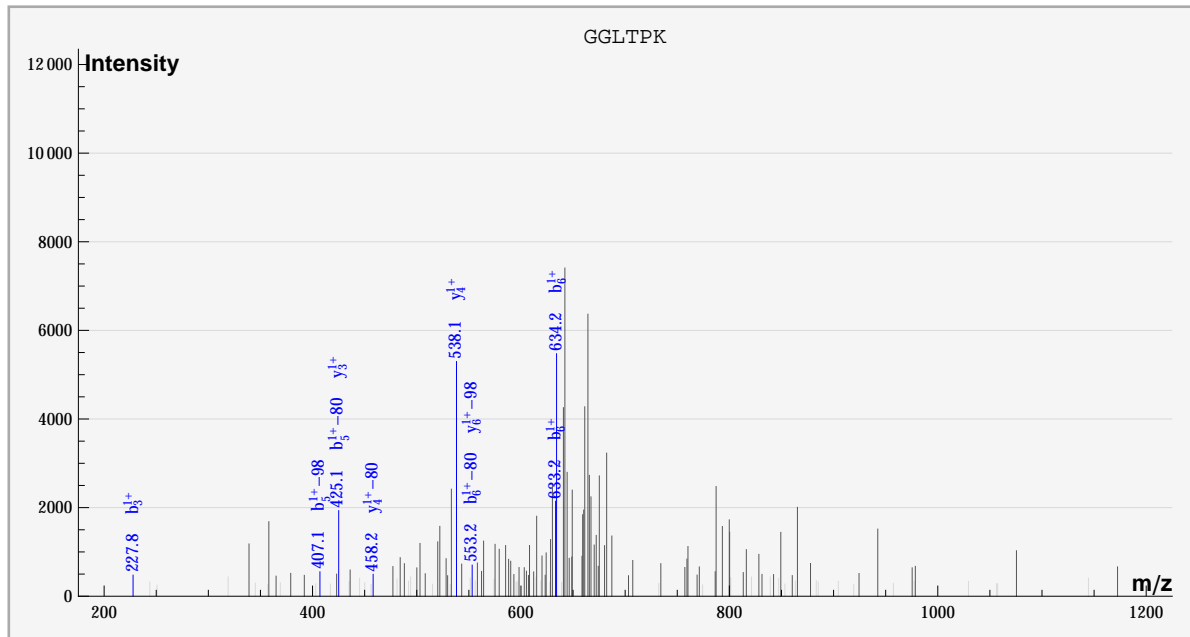


	#	b	b*	#	y	y*	P	P*
G	1							✓
G	2			5				
L	3	✓		4	✓			
T	4			3	✓			
P	5		✓	2				
K	6	✓	✓	1				

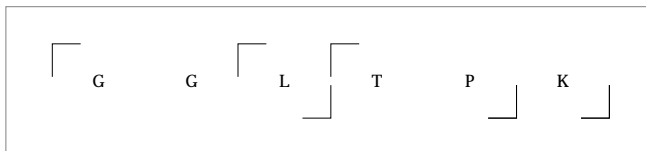




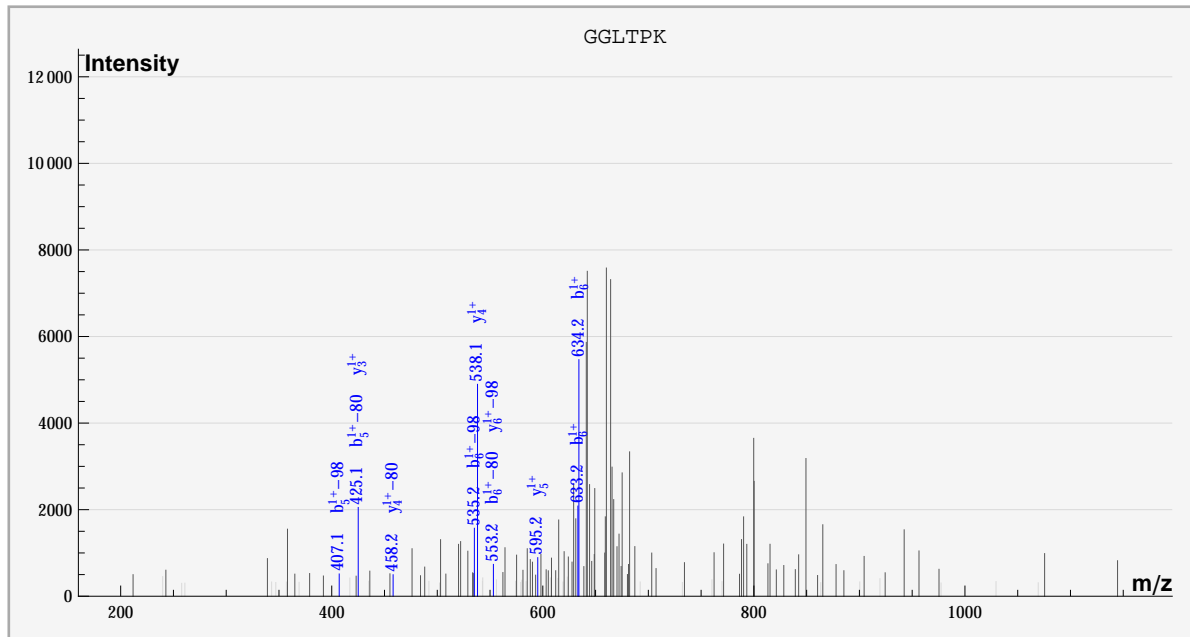
dbValid true GGLTPK PHOS(1) 1. 654. -1.69347 6.5608 100. ? 2298.  
 S\_Acido\_new%gi|68568213|gb|AAY81142.1| GGLTPK%:::PHOS:::sample\_2%compd\_907



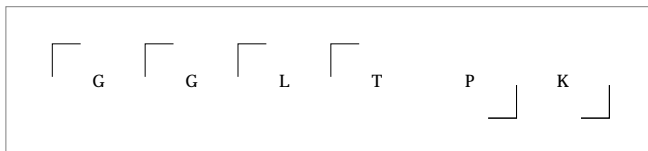
	#	b	b*	#	y	y*	P	P*
G	1							✓
G	2			5				
L	3	✓		4	✓	✓		
T	4			3	✓			
P	5		✓	2				
K	6	✓	✓	1				



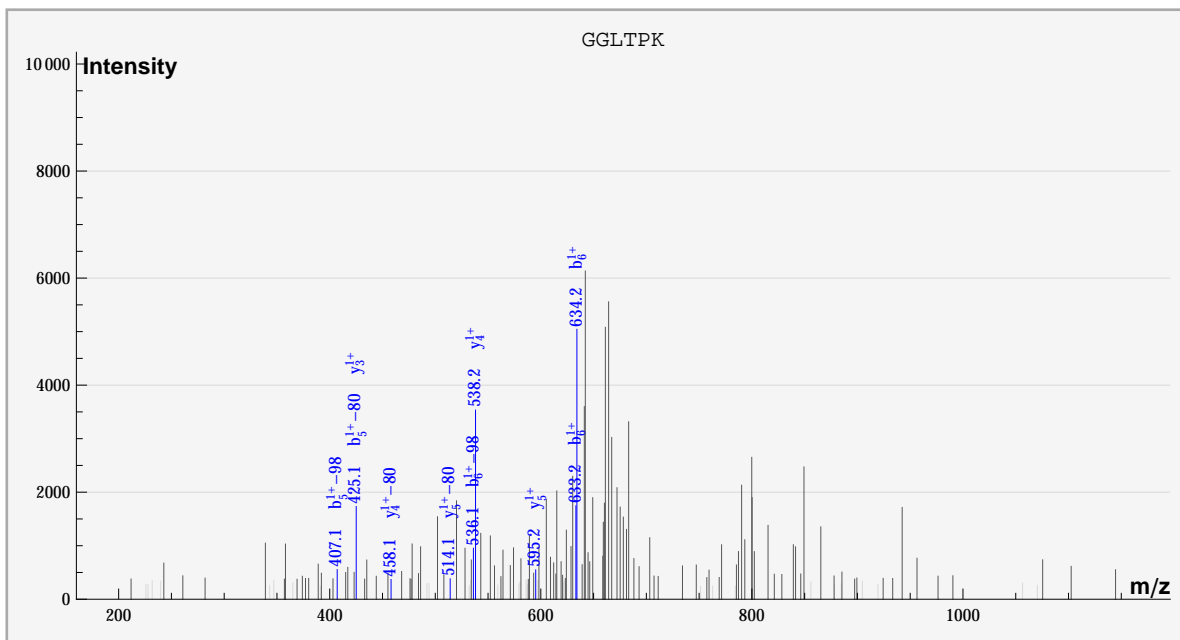
dbValid true GGLTPK PHOS(1) 1. 654. -1.69347 4.99402 100. ? 2310.  
 S\_Acido\_new%gi|68568213|gb|AAY81142.1| GGLTPK%:::PHOS:::sample\_2%compd\_918



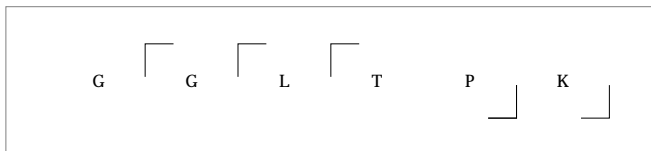
	#	b	b*	#	y	y*	P	P*
G	1							✓
G	2			5	✓			
L	3			4	✓	✓		
T	4			3	✓			
P	5	✓	✓	2				
K	6	✓	✓	1				



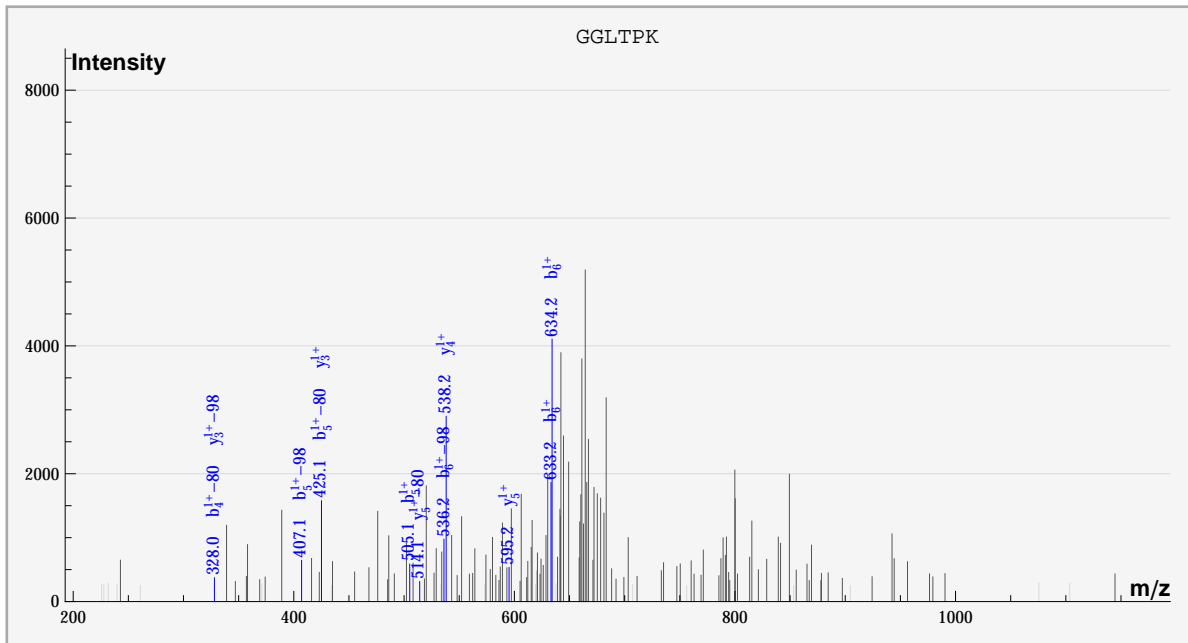
dbValid true GGLTPK PHOS(1) 1. 654. -1.69347 5.06751 100. ? 2394.  
 S\_Acido\_new%gi|68568213|gb|AAY81142.1| GGLTPK%:::PHOS:::sample\_2%compd\_990



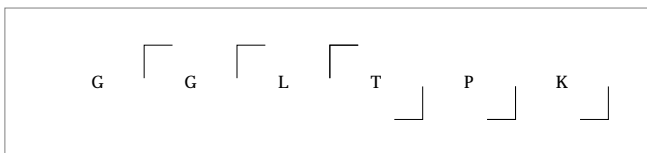
	#	b	b*	#	y	y*	P	P*
G	1							
G	2			5	✓	✓		
L	3			4	✓	✓		
T	4			3	✓			
P	5	✓	✓	2				
K	6	✓	✓	1				



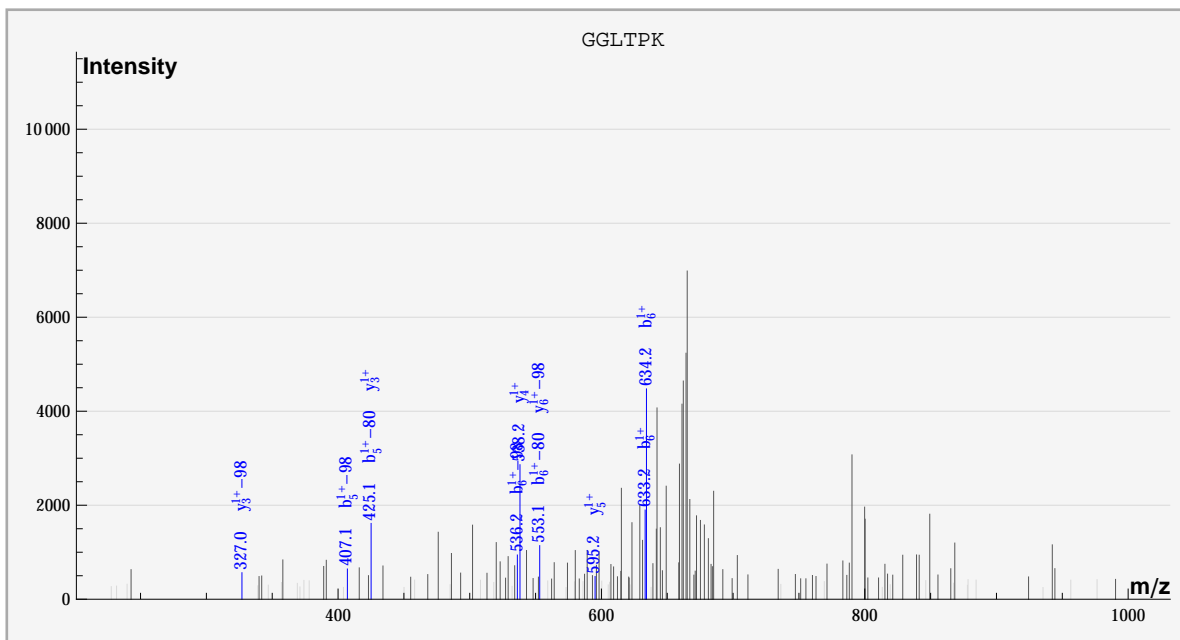
dbValid true GGLTPK PHOS(1) 1. 654. -1.69347 5.03861 100. ? 2430.  
 S\_Acido\_new%gi|68568213|gb|AAY81142.1| GGLTPK%:::PHOS:::sample\_2%compd\_1022



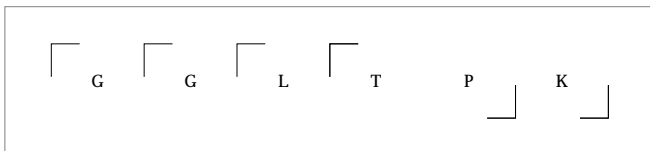
	#	b	b*	#	y	y*	P	P*
G	1							
G	2			5	✓	✓		
L	3			4	✓			
T	4	✓		3	✓	✓		
P	5	✓	✓	2				
K	6	✓	✓	1				



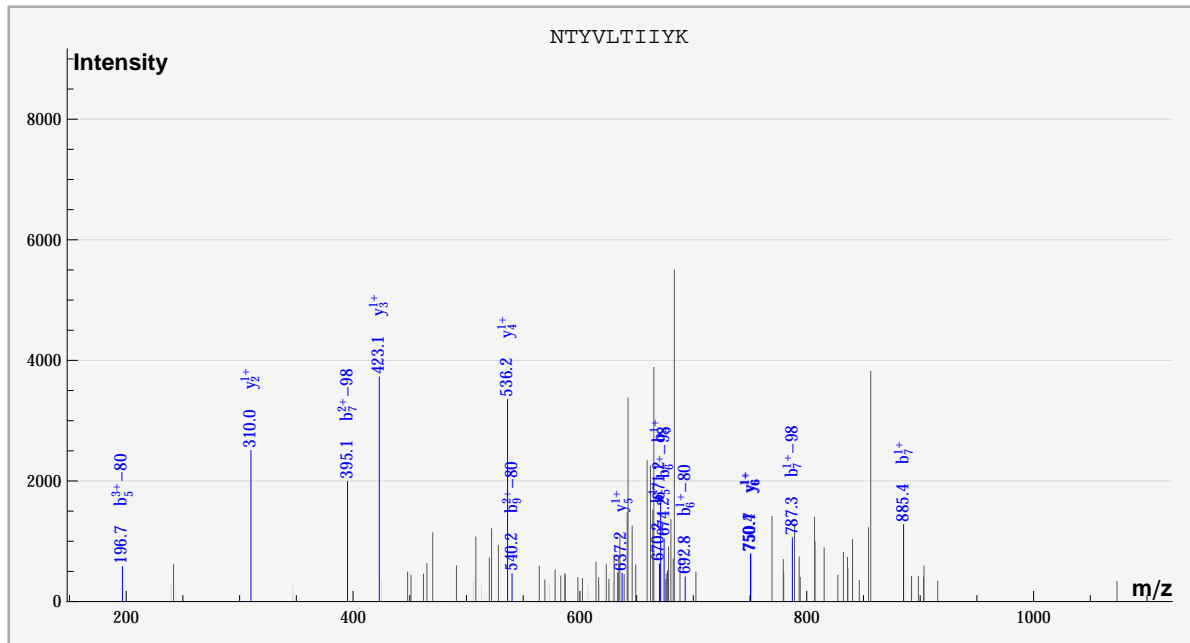
dbValid true GGLTPK PHOS(1) 1. 654. -1.69347 5.82502 100. ? 2442.  
 S\_Acido\_new%gi|68568213|gb|AAY81142.1| GGLTPK%:::PHOS:::sample\_2%compd\_1032



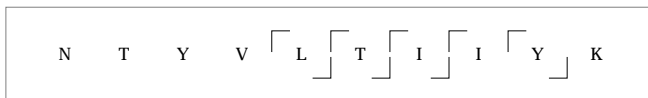
	#	b	b*	#	y	y*	P	P*
G	1							✓
G	2			5	✓			
L	3			4	✓			
T	4			3	✓	✓		
P	5	✓	✓	2				
K	6	✓	✓	1				



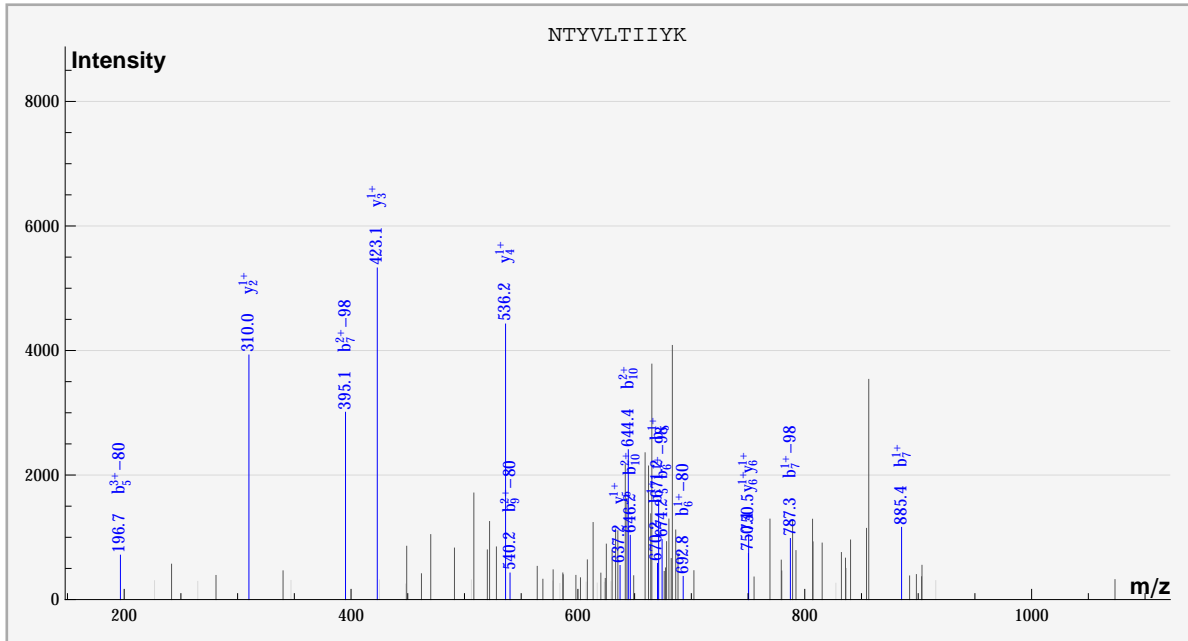
dbValid true NTYVLTIIYK PHOS(1) 2. 654. 0.335967 4.92691 100. ? 3078.  
 S\_Acido\_new%gi|68568376|gb|AA81305.1| NTYVLTIIYK%::PHOS:::sample\_2%cmpd\_1577



	#	b	b*	#	y	y*	P	P*
N	1							
T	2			9				
Y	3			8				
V	4			7				
L	5	✓	✓	6	✓			
T	6		✓	5	✓			
I	7	✓	✓	4	✓			
I	8			3	✓			
Y	9		✓	2	✓			
K	10			1				



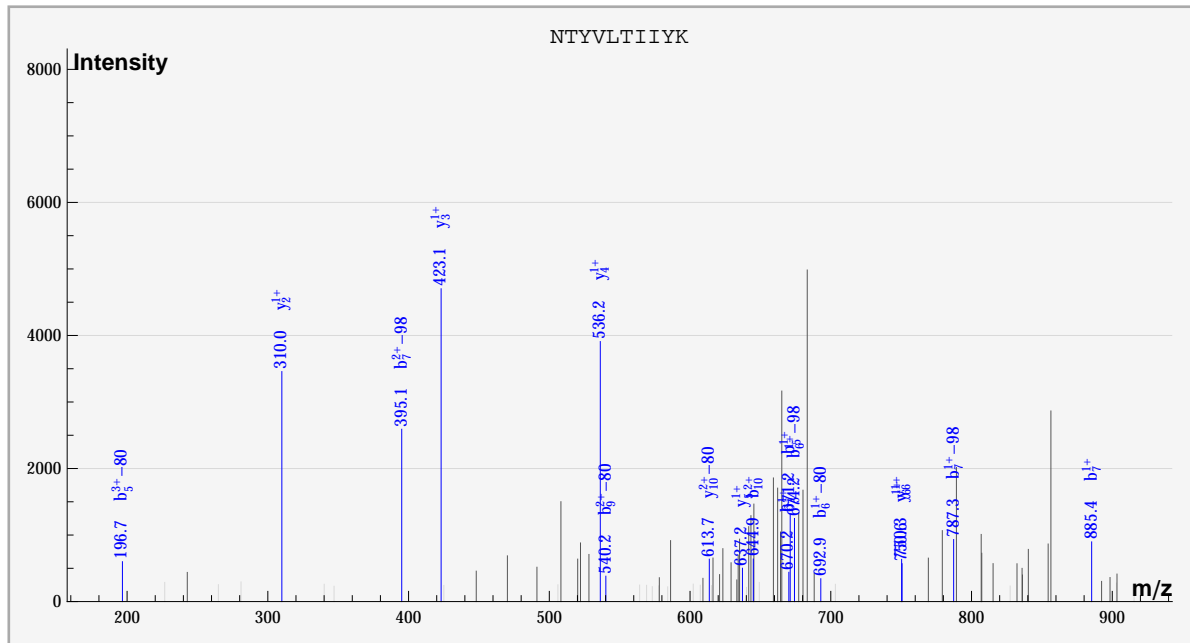
dbValid true NTYVLTIIYK PHOS(1) 2. 654. 0.335967 4.95847 100. ? 3090.  
 S\_Acido\_new%gi|68568376|gb|AA81305.1| NTYVLTIIYK%::PHOS:::sample\_2%cmpd\_1587



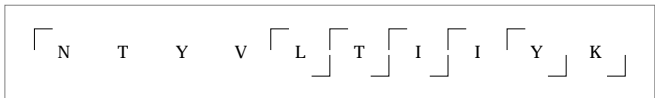
	#	b	b*	#	y	y*	P	P*
N	1							
T	2			9				
Y	3			8				
V	4			7				
L	5	✓	✓	6	✓			
T	6		✓	5	✓			
I	7	✓	✓	4	✓			
I	8			3	✓			
Y	9		✓	2	✓			
K	10	✓		1				

N T Y V L T I I Y K

dbValid true NTYVLTIIYK PHOS(1) 2. 654. 0.335967 4.98095 100. ? 3126.  
 S\_Acido\_new%gi|68568376|gb|AAY81305.1| NTYVLTIIYK%::PHOS:::sample\_2%compd\_1618



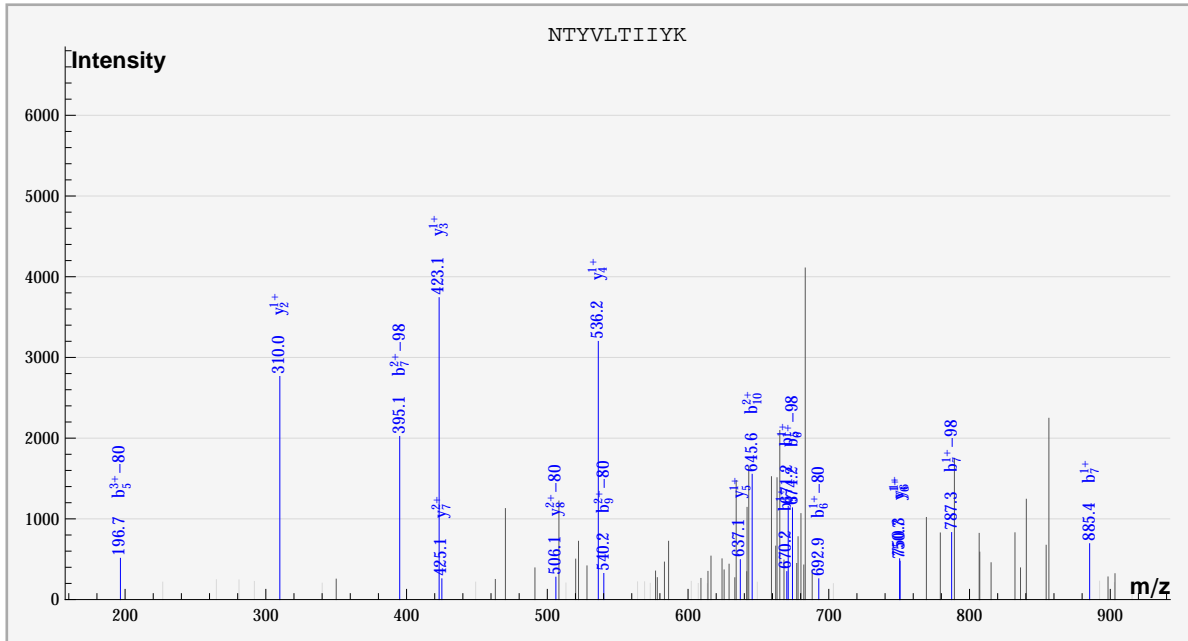
	#	b	b*	#	y	y*	P	P*
N	1							✓
T	2			9				
Y	3			8				
V	4			7				
L	5	✓	✓	6	✓			
T	6		✓	5	✓			
I	7	✓	✓	4	✓			
I	8			3	✓			
Y	9		✓	2	✓			
K	10	✓		1				



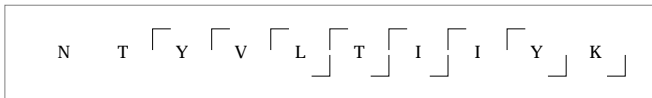


dbValid true NTYVLTIIYK PHOS(1) 2. 654. 0.335967 5.1317 100. ? 3162.

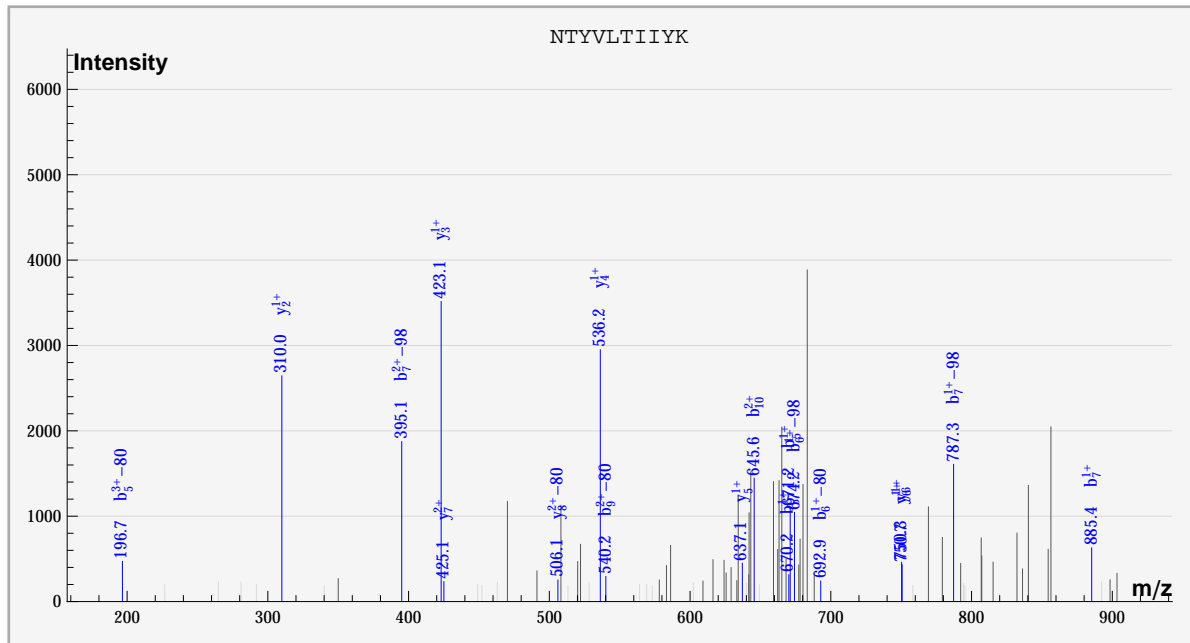
S\_Acido\_new%gi|68568376|gb|AAY81305.1| NTYVLTIIYK%:::PHOS:::sample\_2%compd\_1649



	#	b	b*	#	y	y*	P	P*
N	1							
T	2			9				
Y	3			8		✓		
V	4			7	✓			
L	5	✓	✓	6	✓			
T	6		✓	5	✓			
I	7	✓	✓	4	✓			
I	8			3	✓			
Y	9		✓	2	✓			
K	10	✓		1				



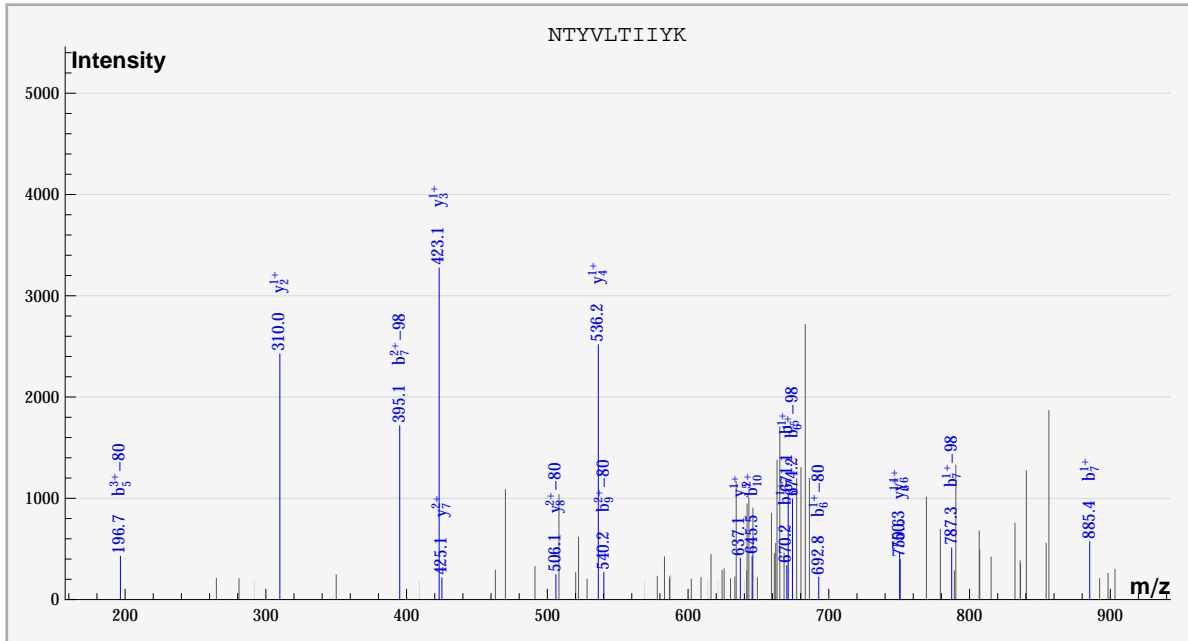
dbValid true NTYVLTIYK PHOS(1) 2. 654. 0.335967 5.09211 100. ? 3174.  
 S\_Acido\_new%gi|68568376|gb|AAy81305.1| NTYVLTIYK%:::PHOS:::sample\_2%cmpd\_1659



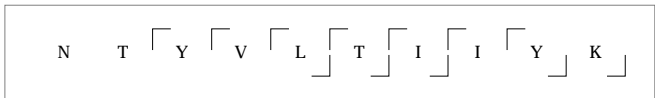
	#	b	b*	#	y	y*	P	P*
N	1							
T	2			9				
Y	3			8		✓		
V	4			7	✓			
L	5	✓	✓	6	✓			
T	6		✓	5	✓			
I	7	✓	✓	4	✓			
I	8			3	✓			
Y	9		✓	2	✓			
K	10	✓		1				



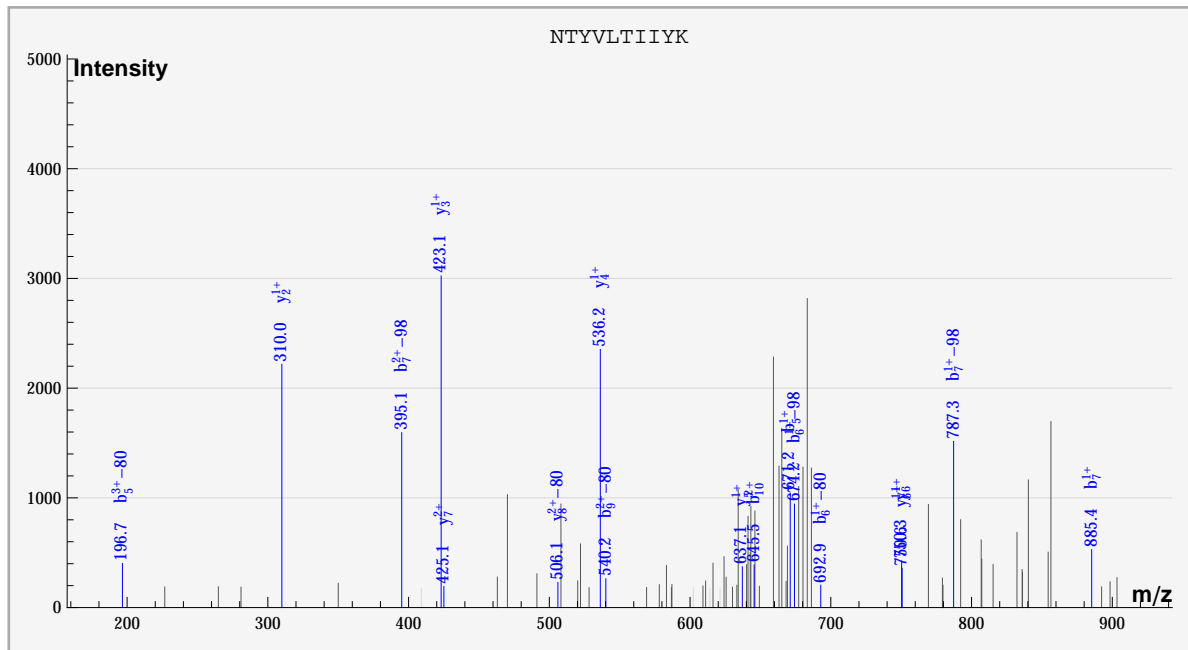
dbValid true NTYVLTIYK PHOS(1) 2. 654. 0.335967 5.04164 100. ? 3186.  
 S\_Acido\_new%gi|68568376|gb|AAY81305.1| NTYVLTIYK%:::PHOS:::sample\_2%compd\_1670



	#	b	b*	#	y	y*	P	P*
N	1							
T	2			9				
Y	3			8		✓		
V	4			7		✓		
L	5	✓	✓	6		✓		
T	6		✓	5		✓		
I	7	✓	✓	4		✓		
I	8			3		✓		
Y	9		✓	2		✓		
K	10	✓		1				



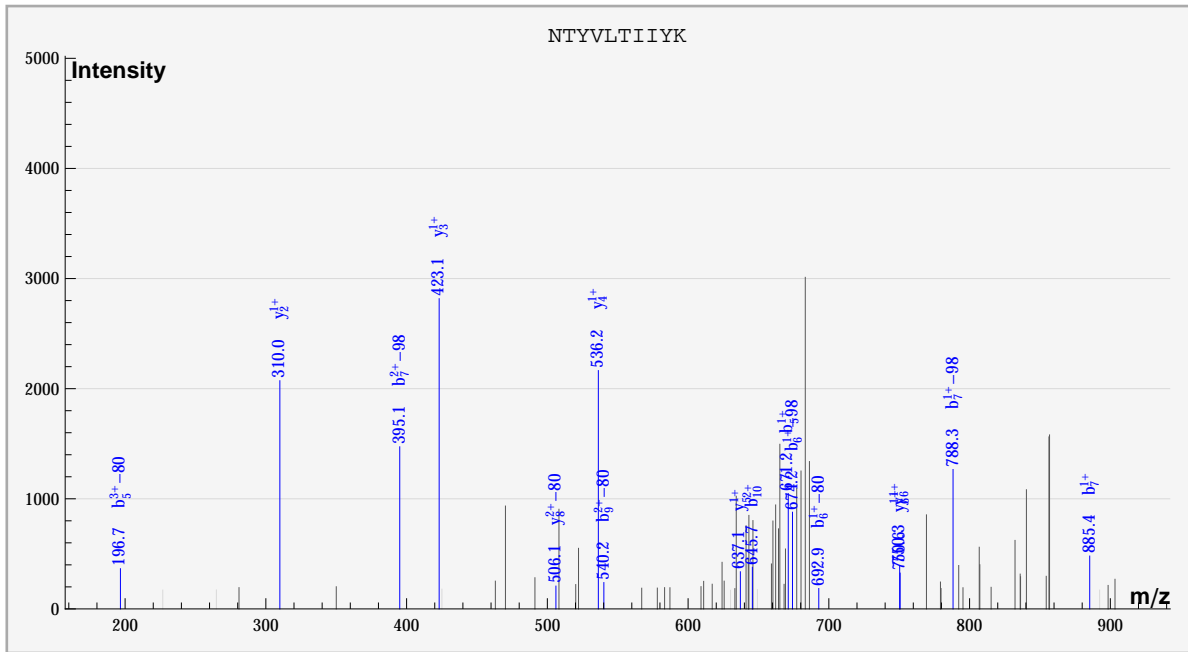
dbValid true NTYVLTIIYK PHOS(1) 2. 654. 0.335967 5.16048 100. ? 3198.  
 S\_Acido\_new%gi|68568376|gb|AAY81305.1| NTYVLTIIYK%:::PHOS:::sample\_2%compd\_1680



	#	b	b*	#	y	y*	P	P*
N	1							
T	2			9				
Y	3			8		✓		
V	4			7		✓		
L	5	✓	✓	6		✓		
T	6		✓	5		✓		
I	7	✓	✓	4		✓		
I	8			3		✓		
Y	9		✓	2		✓		
K	10	✓		1				

N T Y V L T I I Y K

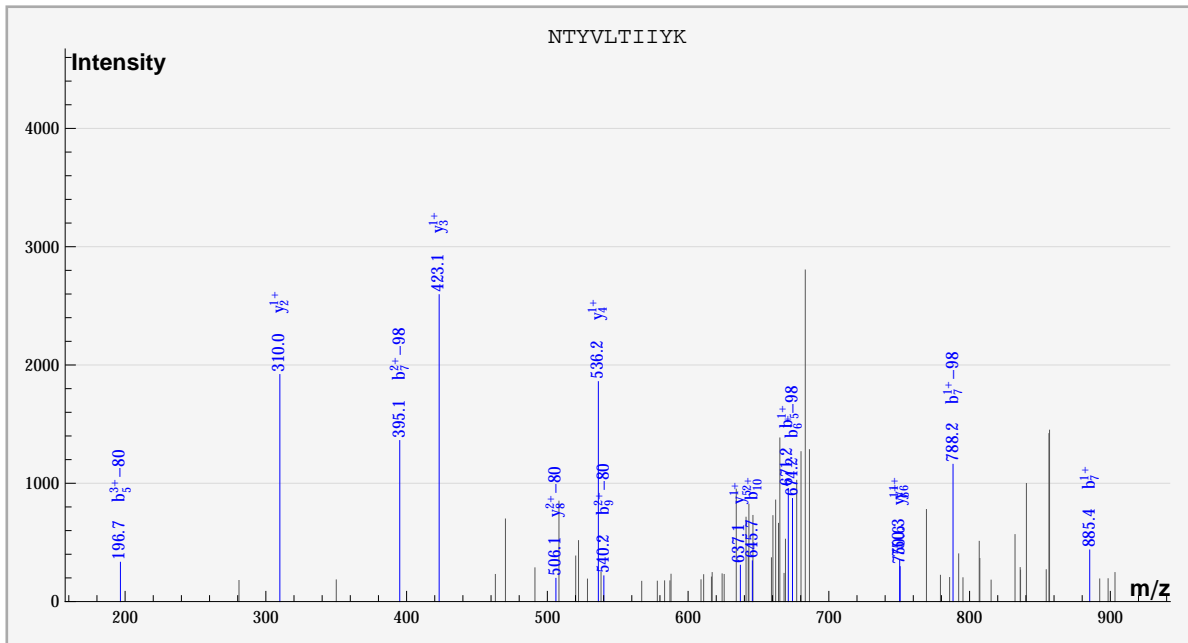
dbValid true NTYVLTIIYK PHOS(1) 2. 654. 0.335967 5.40642 100. ? 3210.  
 S\_Acido\_new%gi|68568376|gb|AAY81305.1| NTYVLTIIYK%:::PHOS:::sample\_2%compd\_1690



	#	b	b*	#	y	y*	P	P*
N	1							
T	2			9				
Y	3			8		✓		
V	4			7				
L	5	✓	✓	6		✓		
T	6		✓	5		✓		
I	7	✓	✓	4		✓		
I	8			3		✓		
Y	9		✓	2		✓		
K	10	✓		1				

N T Y V L T I I Y K

dbValid true NTYVLTIYK PHOS(1) 2. 654. 0.335967 5.57615 100. ? 3222.  
 S\_Acido\_new%gi|68568376|gb|AA81305.1| NTYVLTIYK%:::PHOS:::sample\_2%compd\_1700

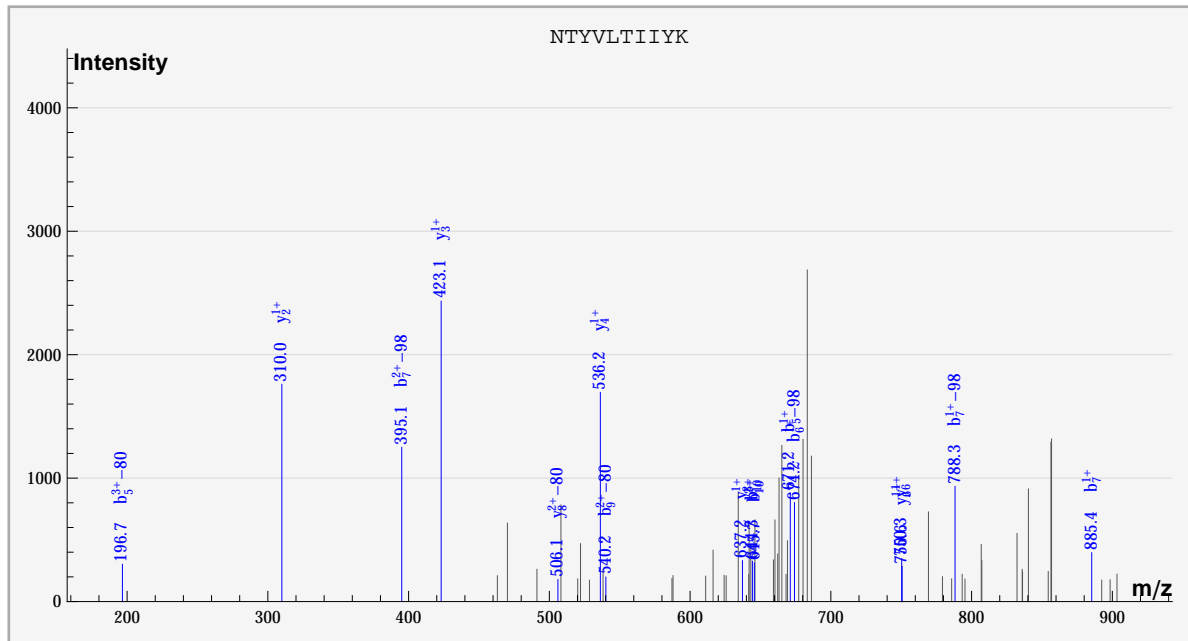


	#	b	b*	#	y	y*	P	P*
N	1							
T	2			9				
Y	3			8		✓		
V	4			7				
L	5	✓	✓	6		✓		
T	6		✓	5		✓		
I	7	✓	✓	4		✓		
I	8			3		✓		
Y	9		✓	2		✓		
K	10	✓		1				

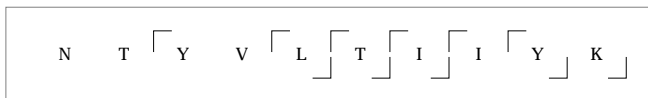


dbValid true NTYVLTIIYK PHOS(1) 2. 654. 0.335967 5.7823 100. ? 3234.

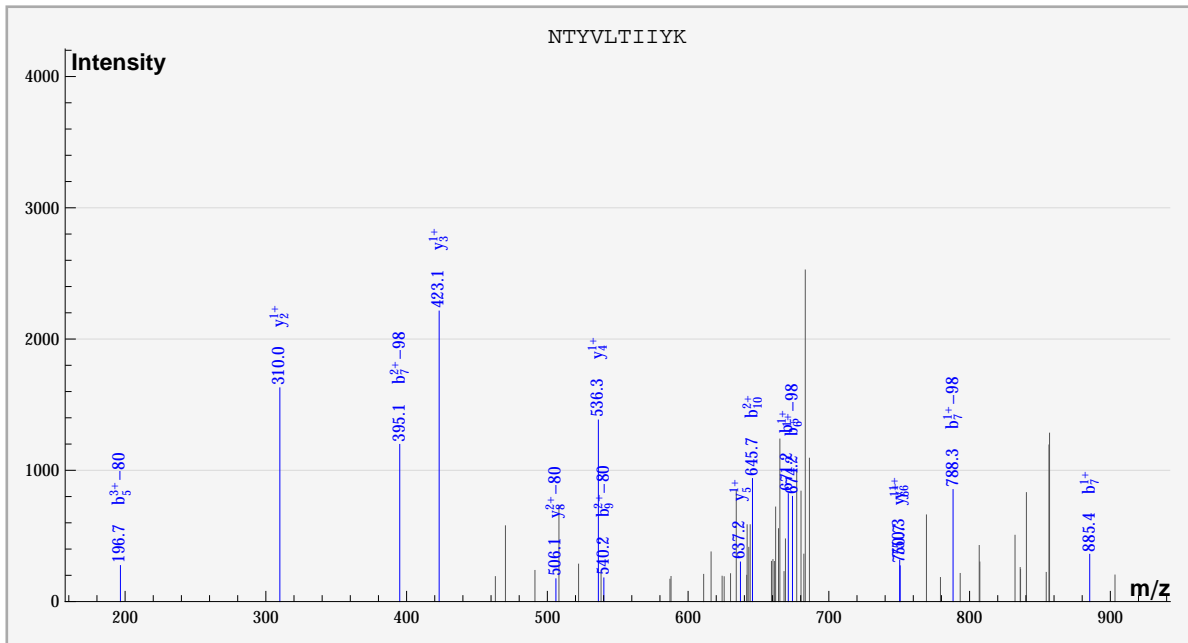
S\_Acido\_new%gi|68568376|gb|AA81305.1| NTYVLTIIYK%:::PHOS:::sample\_2%compd\_1711



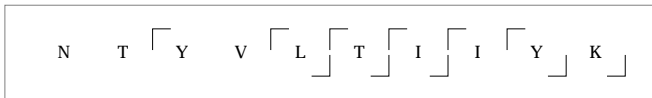
	#	b	b*	#	y	y*	P	P*
N	1							
T	2			9				
Y	3			8		✓		
V	4			7				
L	5	✓	✓	6		✓		
T	6		✓	5		✓		
I	7	✓	✓	4		✓		
I	8			3		✓		
Y	9		✓	2		✓		
K	10	✓		1				



dbValid true NTYVLTIIYK PHOS(1) 2. 654. 0.335967 5.94786 100. ? 3246.  
 S\_Acido\_new%gi|68568376|gb|AA81305.1| NTYVLTIIYK%:::PHOS:::sample\_2%compd\_1721

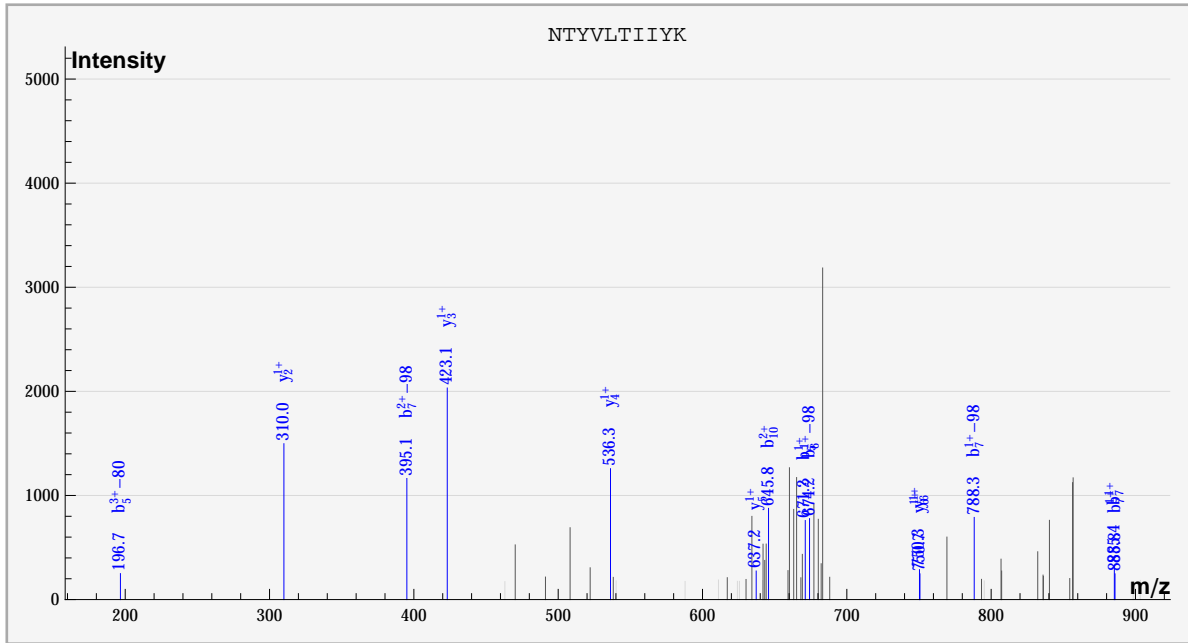


	#	b	b*	#	y	y*	P	P*
N	1							
T	2			9				
Y	3			8		✓		
V	4			7				
L	5	✓	✓	6		✓		
T	6		✓	5		✓		
I	7	✓	✓	4		✓		
I	8			3		✓		
Y	9		✓	2		✓		
K	10	✓		1				

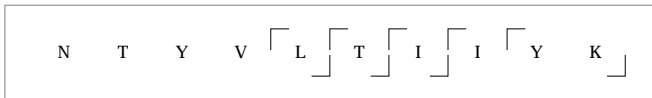




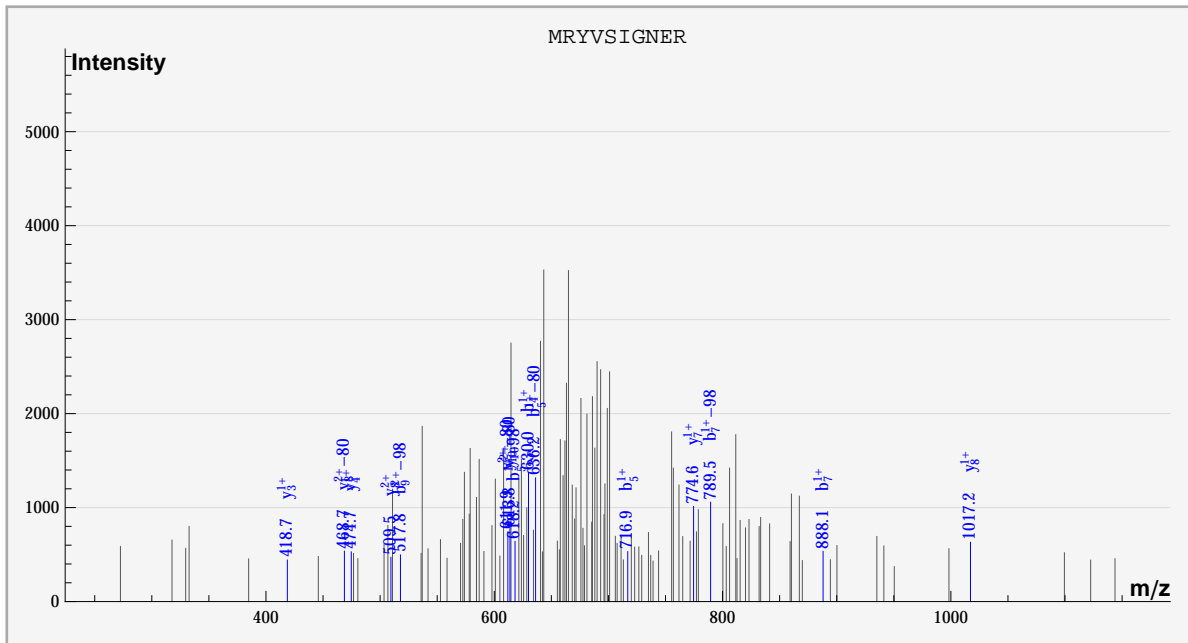
dbValid true NTYVLTIIYK PHOS(1) 2. 654. 0.335967 6.10752 100. ? 3258.  
 S\_Acido\_new%gi|68568376|gb|AAy81305.1| NTYVLTIIYK%:::PHOS:::sample\_2%compd\_1731



	#	b	b*	#	y	y*	P	P*
N	1							
T	2			9				
Y	3			8				
V	4			7				
L	5	✓	✓	6	✓			
T	6		✓	5	✓			
I	7	✓	✓	4	✓			
I	8			3	✓			
Y	9			2	✓			
K	10	✓		1				



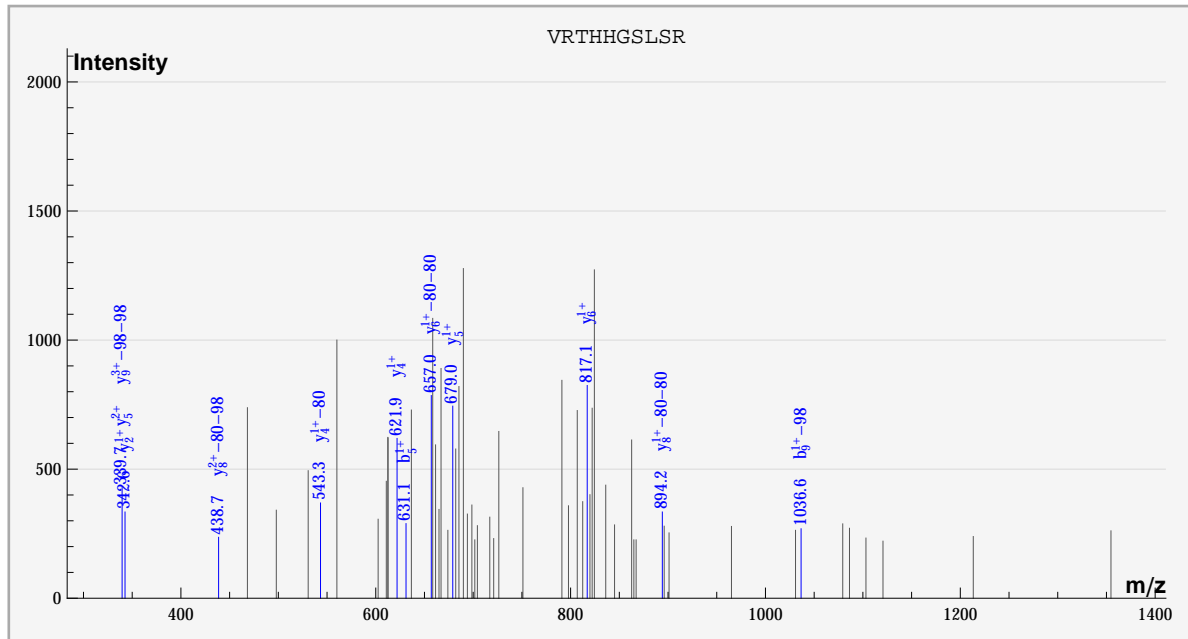
dbValid true MRYVSIGNER PHOS(1) 2. 654. -1.20552 5.2502 100. ? 3354.  
 S\_Acido\_new%gi|68567616|gb|AA80545.1| MRYVSIGNER%::PHOS:::sample\_3%compd\_1934



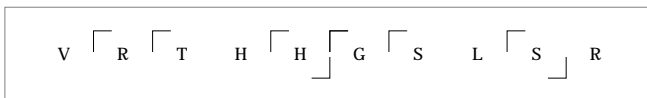
	#	b	b*	#	y	y*	P	P*
M	1							✓
R	2			9				
Y	3			8	✓	✓		
V	4	✓		7	✓			
S	5	✓	✓	6				
I	6			5				
G	7	✓	✓	4	✓			
N	8			3	✓			
E	9		✓	2				
R	10			1				

M R Y V S I G N E R

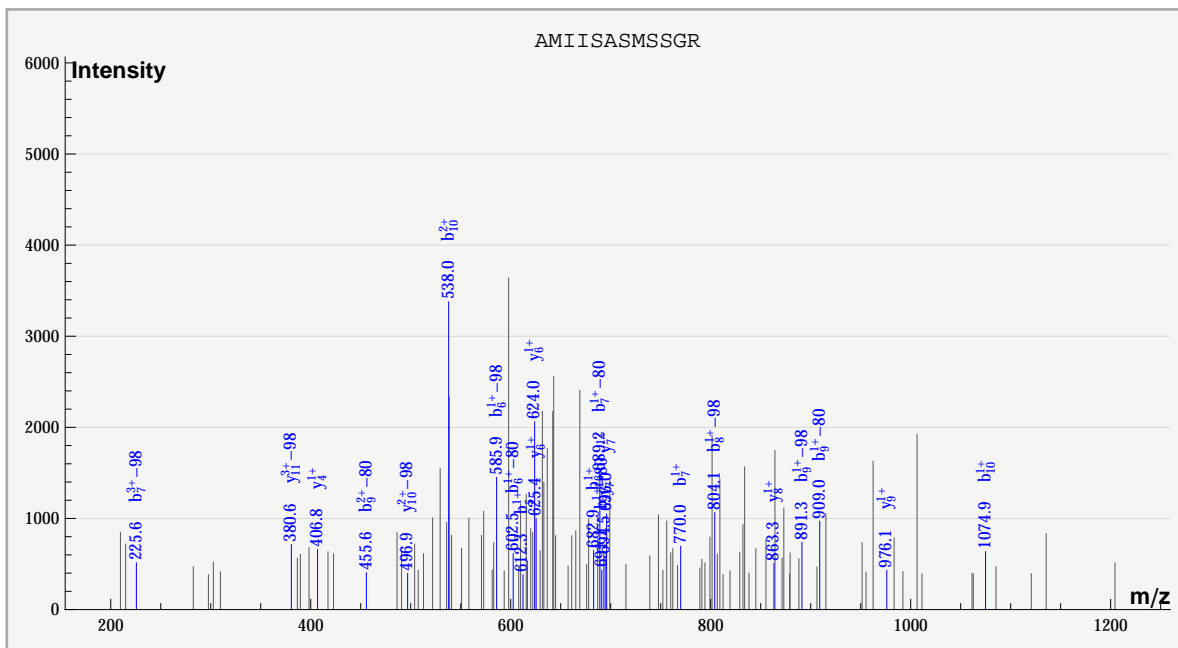
dbValid true VRTHHGSLSR PHOS(2) 2. 654. 1.28172 5.01376 100. ? 3984.  
 S\_Acido\_new%gil68567252|gb|AAy80181.1| VRTHHGSLSR%:::PHOS::PHOS::%sample\_3%compd\_2510



	#	b	b*	#	y	y*	P	P*
V	1							
R	2			9		✓		
T	3			8		✓		
H	4			7				
H	5	✓		6	✓	✓		
G	6			5	✓			
S	7			4	✓	✓		
L	8			3				
S	9		✓	2	✓			
R	10			1				



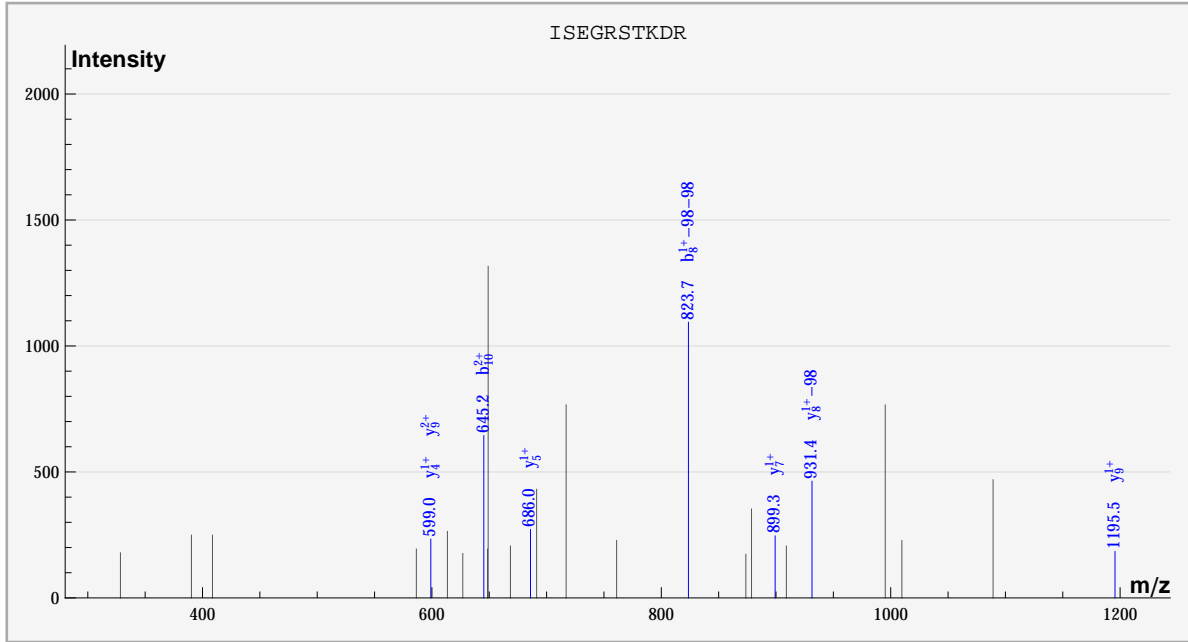
dbValid true AMIISASMSSGR Oxidation\_M(1),PHOS(1) 2. 655. -1.21983 5.44157 100. ? 2208.  
 S\_Acido\_new%gil68567272|gb|AAY80201.1| AMIISASMSSGR::Oxidation\_M::PHOS:::sample\_3%compd\_883



	#	b	b*	#	y	y*	P	P*
A	1							
M	2			11		✓		
I	3			10		✓		
I	4			9		✓		
S	5	✓		8		✓		
A	6	✓	✓	7		✓		
S	7	✓	✓	6		✓		
M	8		✓	5				
S	9		✓	4		✓		
S	10	✓		3				
G	11			2				
R	12			1				

A M I I S A S M S S G R

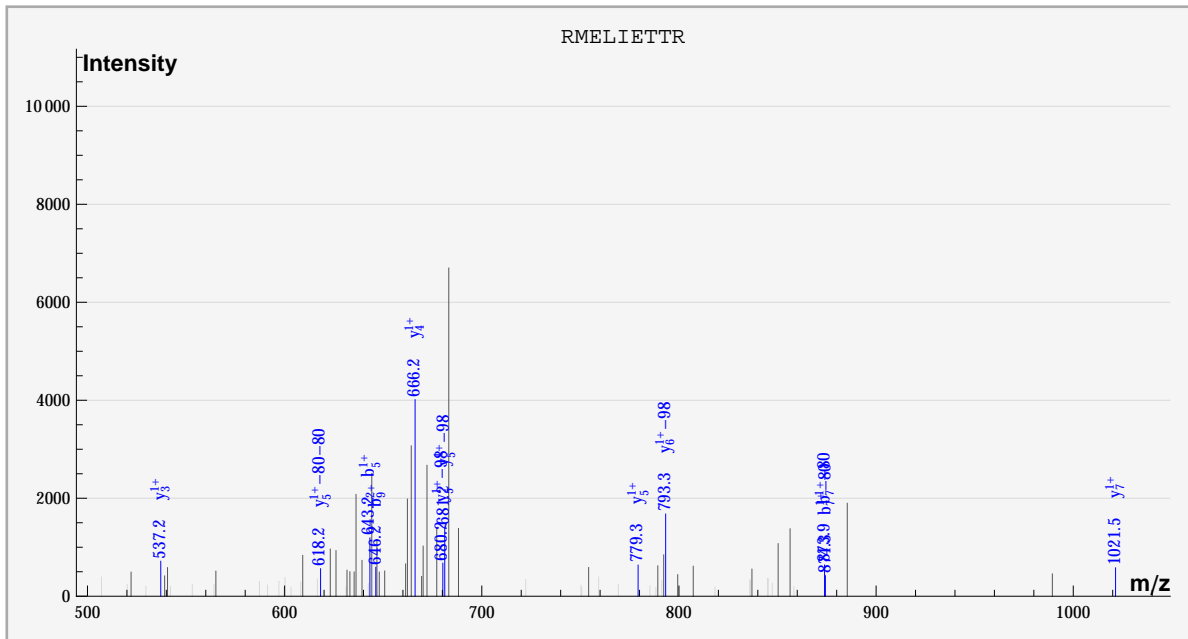
dbValid true ISEGRSTKDR PHOS(2) 2. 656. -1.22915 5.11524 100. ? 2994.  
 S\_Acido\_new%gi|68568390|gb|AAY81319.1| S\_Acido\_new%gi|68568315|gb|AAY81244.1|  
 ISEGRSTKDR%::PHOS::::PHOS::::%sample\_3%compd\_1502



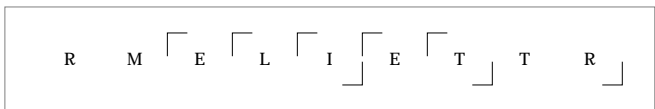
	#	b	b*	#	y	y*	P	P*
I	1							
S	2			9	✓			
E	3			8		✓		
G	4			7	✓			
R	5			6				
S	6			5	✓			
T	7			4	✓			
K	8	✓		3				
D	9			2				
R	10	✓		1				

I S E G R S T K D R

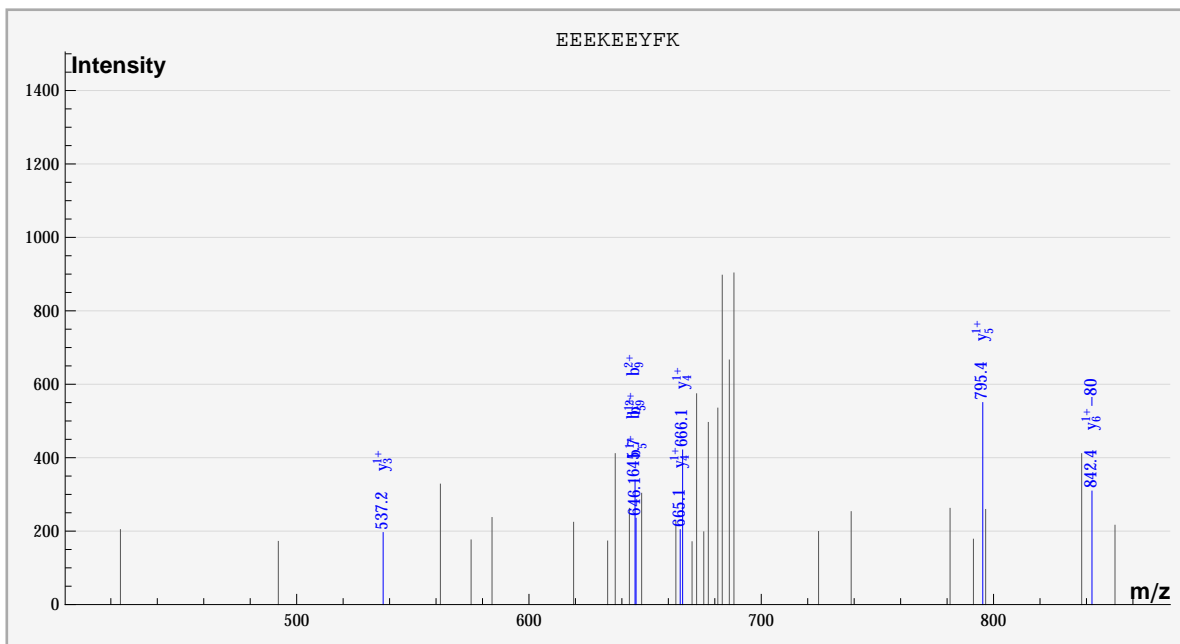
dbValid true RMELIETTR PHOS(2) 2. 656. -1.22545 5.26222 100. ? 3060.  
 S\_Acido\_new%gil68567628|gb|AAY80557.1| RMELIETTR%:.....PHOS:PHOS::%sample\_2%compd\_1558



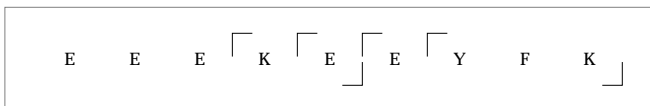
	#	b	b*	#	y	y*	P	P*
R	1							
M	2			8				
E	3			7	✓			
L	4			6		✓		
I	5	✓		5	✓	✓		
E	6			4	✓			
T	7		✓	3	✓			
T	8			2				
R	9	✓		1				



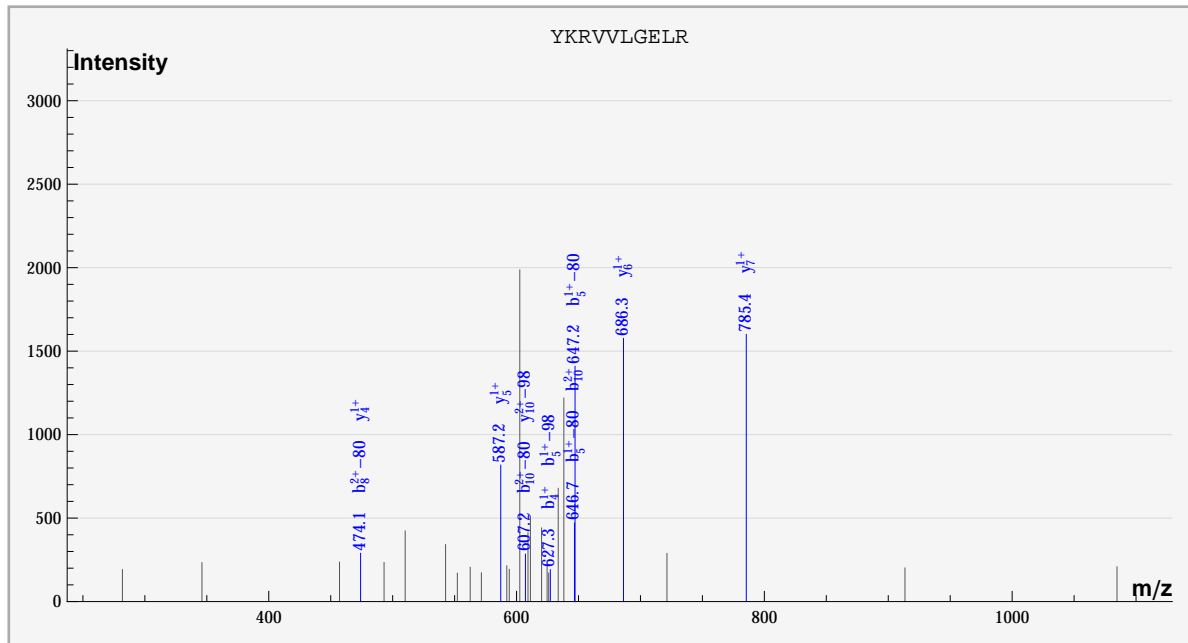
dbValid true EEEKEEYFK PHOS(1) 2. 656. -0.236978 5.03107 100. ? 3516.  
 S\_Acido\_new%gi|68567492|gb|AAY80421.1| EEEKEEYFK%:::PHOS:::sample\_2%compd\_1950



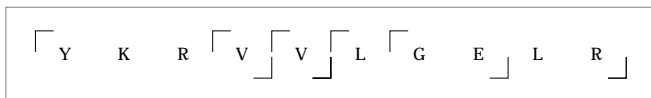
	#	b	b*	#	y	y*	P	P*
E	1							
E	2			8				
E	3			7				
K	4			6		✓		
E	5	✓		5	✓			
E	6			4	✓			
Y	7			3	✓			
F	8			2				
K	9	✓		1				



dbValid true YKRVVLGELR PHOS(1) 2. 657. -0.139533 5.25451 100. ? 1164.  
 S\_Acido\_new%gi|68568308|gb|AAY81237.1| YKRVVLGELR%:PHOS:::::::::::::sample\_2%compd\_3681

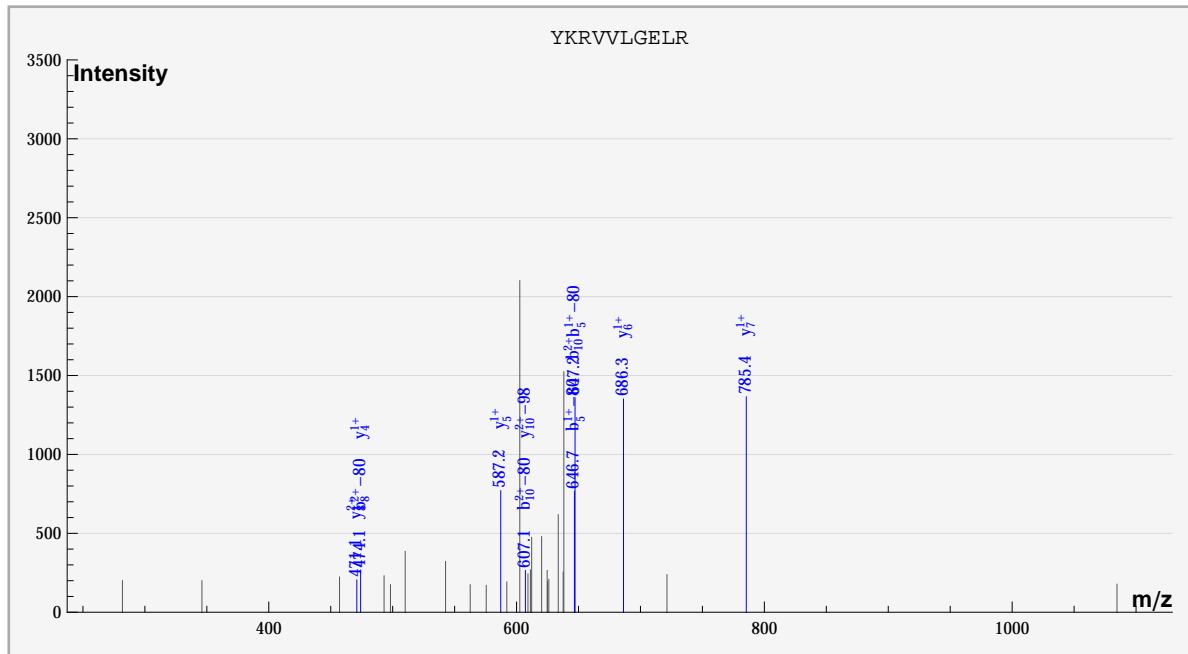


	#	b	b*	#	y	y*	P	P*
Y	1							✓
K	2			9				
R	3			8				
V	4	✓		7	✓			
V	5		✓	6	✓			
L	6			5	✓			
G	7			4	✓			
E	8		✓	3				
L	9			2				
R	10	✓	✓	1				

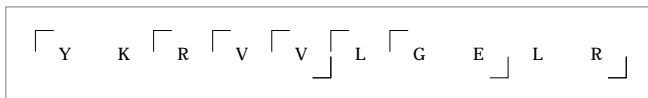




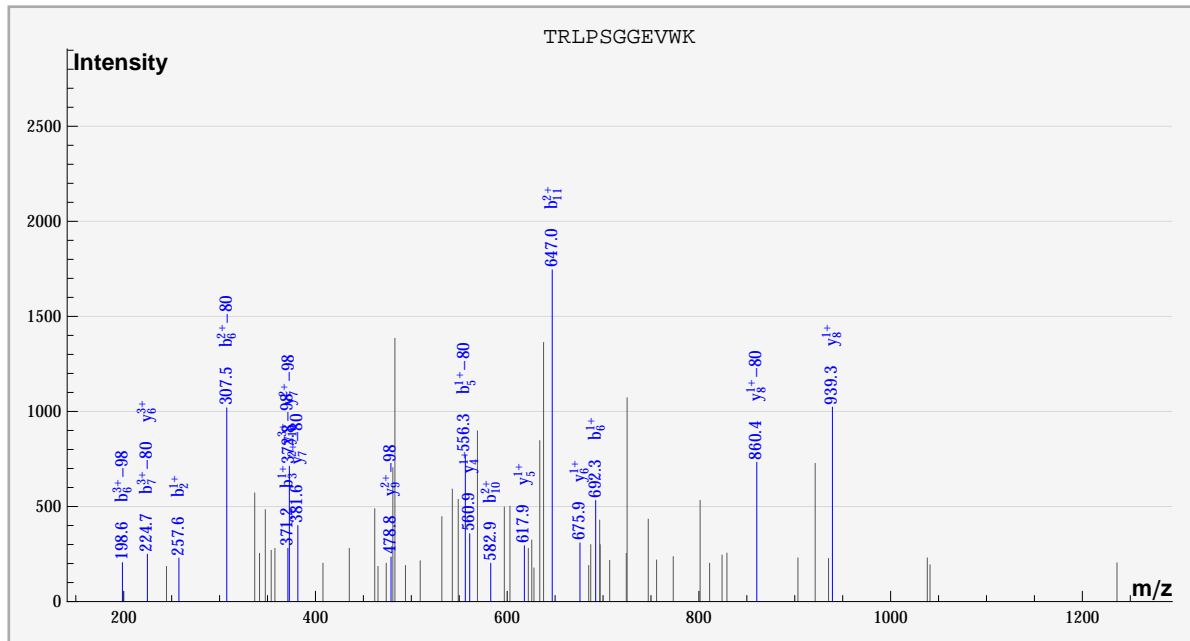
dbValid true YKRVVLGELR PHOS(1) 2. 657. -0.139533 5.08443 100. ? 1188.  
 S\_Acido\_new%gi|68568308|gb|AAy81237.1| YKRVVLGELR%:PHOS:::::::::sample\_2%compd\_3700



	#	b	b*	#	y	y*	P	P*
Y	1							✓
K	2			9				
R	3			8	✓			
V	4			7	✓			
V	5	✓		6	✓			
L	6			5	✓			
G	7			4	✓			
E	8	✓		3				
L	9			2				
R	10	✓	✓	1				



dbValid true TRLPSGGGEVWK PHOS(1) 2. 657. -1.68137 5.23352 100. ? 1710.  
 S\_Acido\_new%gi|68568722|gb|AAY81651.1| TRLPSGGGEVWK%::::PHOS:::::%sample\_3%compd\_431



	#	b	b*	#	y	y*	P	P*
T	1							
R	2	✓		10		✓		
L	3	✓		9		✓		
P	4			8	✓	✓		
S	5		✓	7		✓		
G	6	✓	✓	6	✓			
G	7		✓	5	✓			
E	8			4	✓			
V	9			3				
W	10	✓		2				
K	11	✓		1				

T R L P S G G E V W K