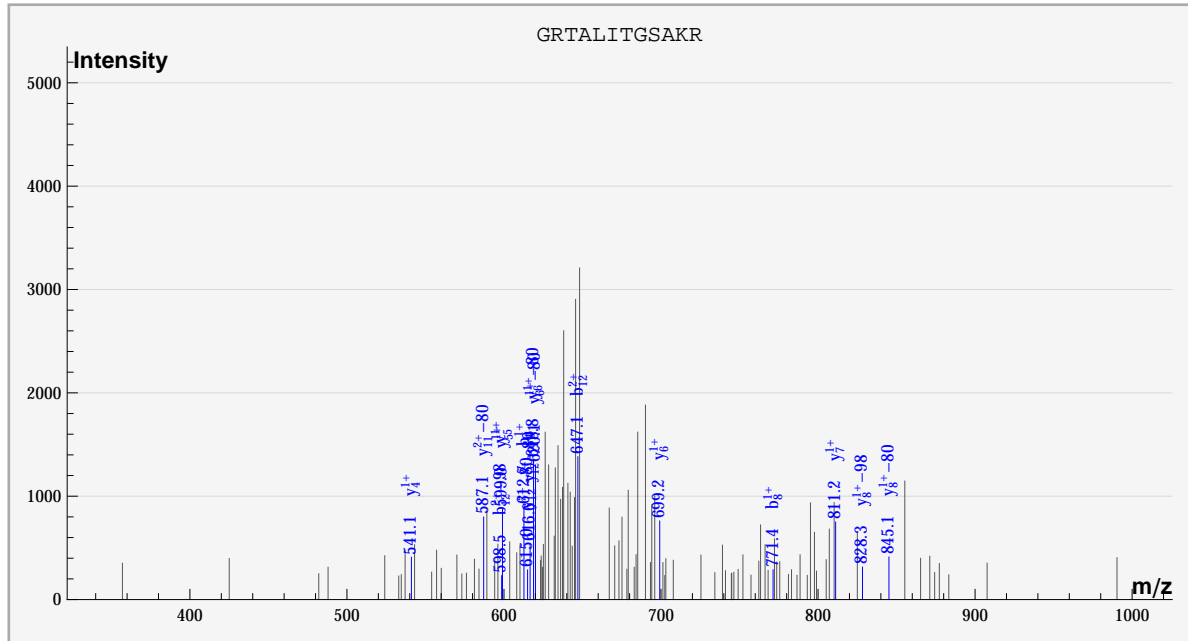


dbValid true GRTALITGSAKR PHOS(1) 2. 657. -1.14937 5.0954 100. ? 2190.

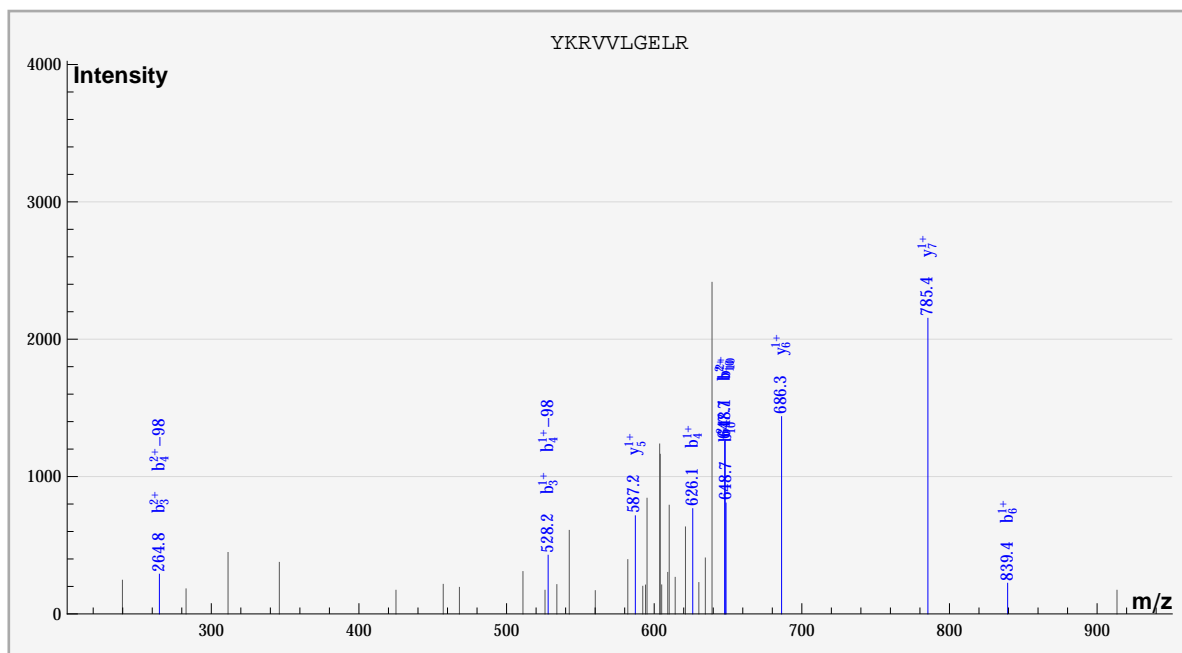
S_Acido_new%gi|68567525|gb|AA80454.1| GRTALITGSAKR%:::PHOS:::sample_2%compd_822



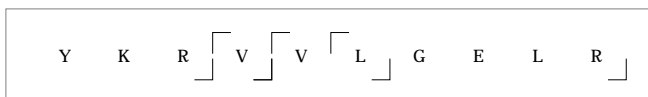
	#	b	b*	#	y	y*	P	P*
G	1							✓
R	2			11		✓		
T	3			10				
A	4			9				
L	5			8		✓		
I	6	✓		7	✓			
T	7			6	✓	✓		
G	8	✓		5	✓			
S	9			4	✓			
A	10			3				
K	11			2				
R	12	✓	✓	1				

G R T A L I T G S A K R

dbConflictWinner true YKRVVLGELR PHOS(1) 2. 658. -1.13953 5.88324 100. ? 1236.
 S_Acido_new%gi|68568308|gb|AAY81237.1| YKRVVLGELR%:PHOS:.....%sample_2%cmpd_18

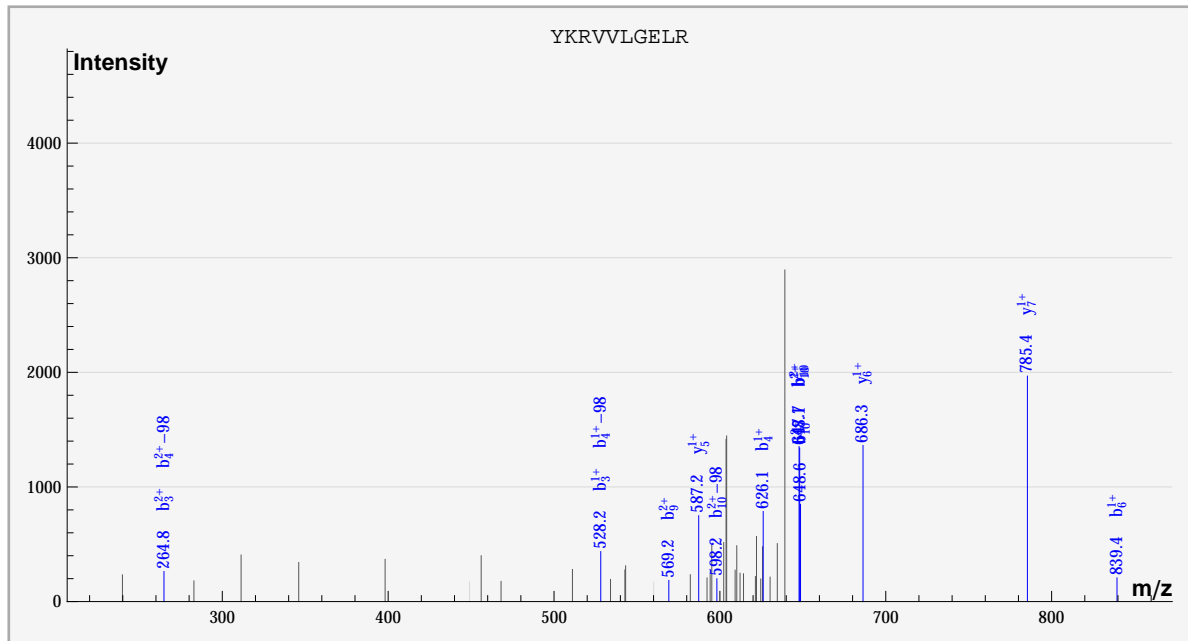


	#	b	b*	#	y	y*	P	P*
Y	1							
K	2			9				
R	3	✓		8				
V	4	✓	✓	7	✓			
V	5			6	✓			
L	6	✓		5	✓			
G	7			4				
E	8			3				
L	9			2				
R	10	✓		1				

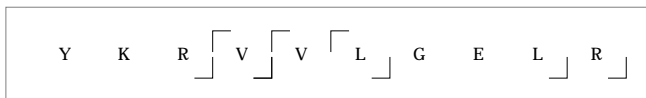


dbValid true YKRVVLGELR PHOS(1) 2. 658. -1.13953 5.02099 100. ? 1248.

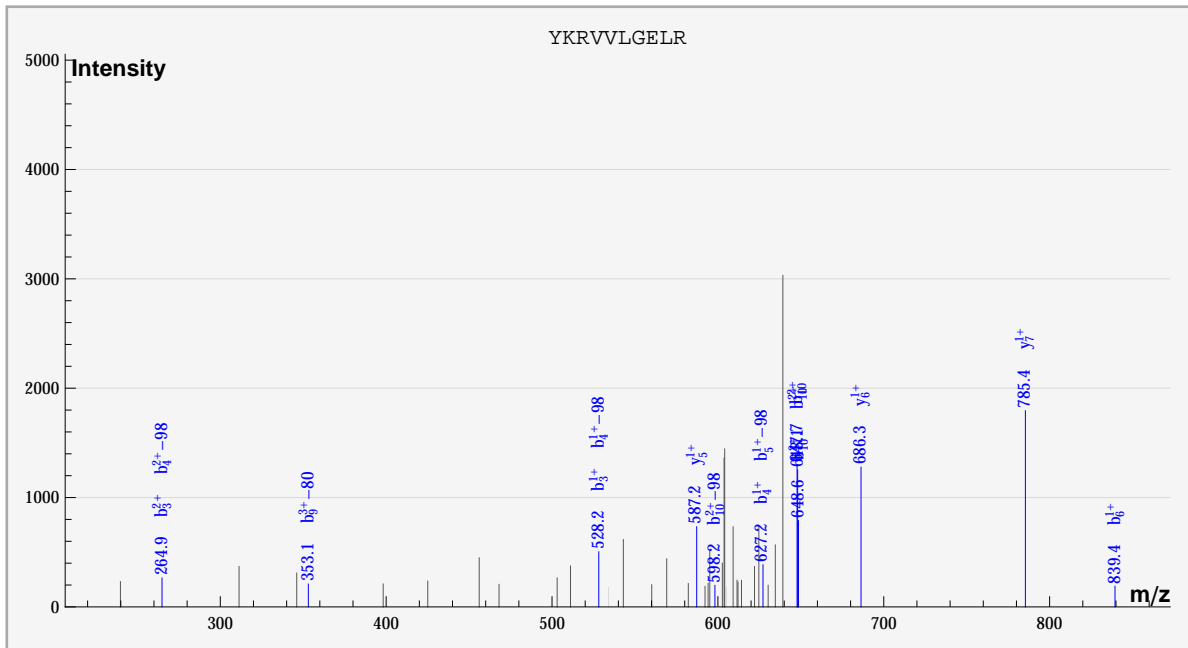
S_Acido_new%gi|68568308|gb|AAY81237.1| YKRVVLGELR%:PHOS:.....:sample_2%cmpd_28



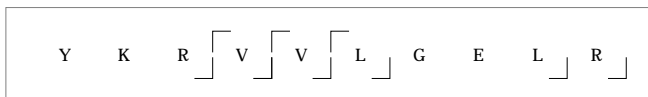
	#	b	b*	#	y	y*	P	P*
Y	1							
K	2			9				
R	3	✓		8				
V	4	✓	✓	7	✓			
V	5			6	✓			
L	6	✓		5	✓			
G	7			4				
E	8			3				
L	9	✓		2				
R	10	✓	✓	1				



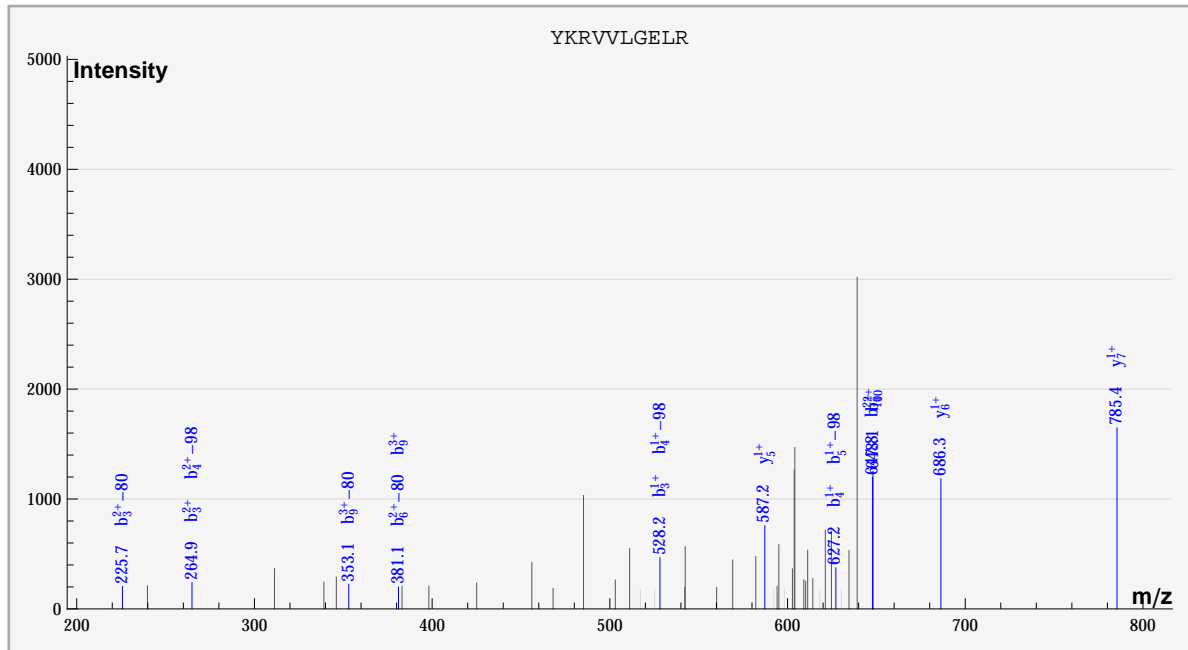
dbValid true YKRVVLGELR PHOS(1) 2. 658. -1.13953 5.26274 100. ? 1260.
 S_Acido_new%gi|68568308|gb|AAY81237.1| YKRVVLGELR%:PHOS:.....%sample_2%cmpd_38



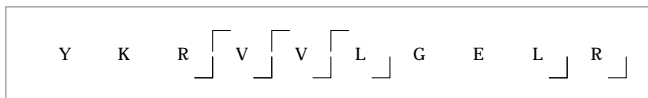
	#	b	b*	#	y	y*	P	P*
Y	1			9				
K	2			8				
R	3	✓		7	✓			
V	4	✓	✓	6	✓			
V	5		✓	5	✓			
L	6	✓		4				
G	7			3				
E	8			2				
L	9		✓	1				
R	10	✓	✓					



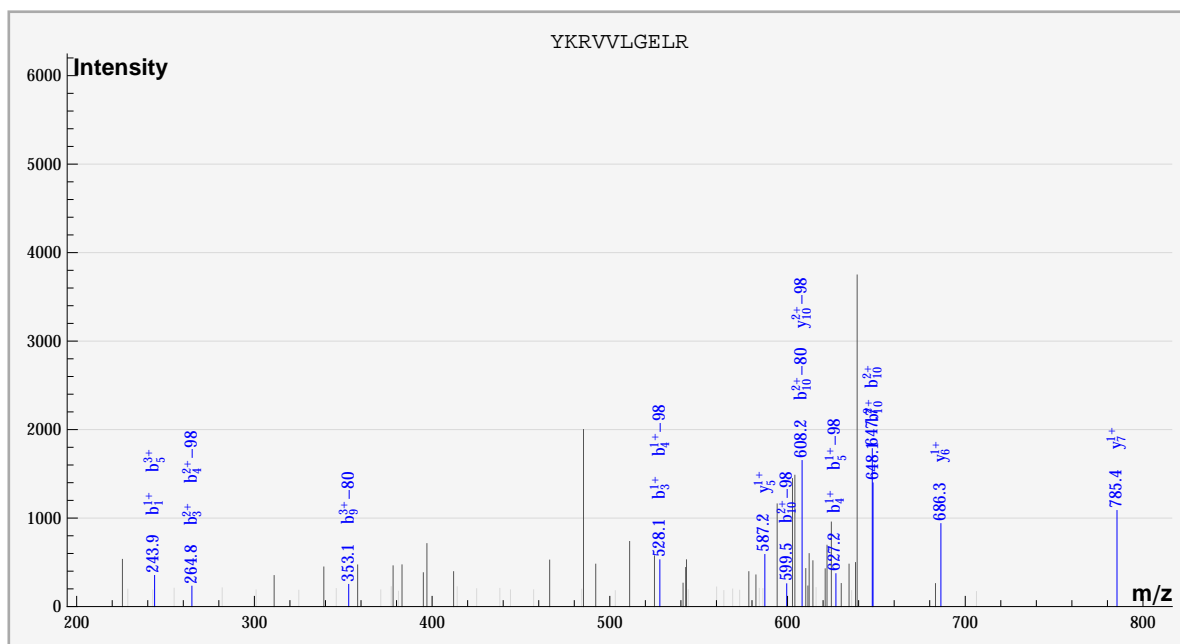
dbConflictWinner true YKRVVLGELR PHOS(1) 2. 658. -1.13953 5.86145 100. ? 1272.
 S_Acido_new%gi68568308|gb|AAY81237.1| YKRVVLGELR%:PHOS:::sample_2%compd_48



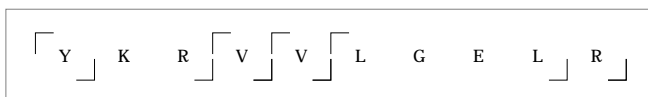
	#	b	b*	#	y	y*	P	P*
Y	1							
K	2			9				
R	3	✓	✓	8				
V	4	✓	✓	7	✓			
V	5		✓	6	✓			
L	6		✓	5	✓			
G	7			4				
E	8			3				
L	9	✓	✓	2				
R	10	✓		1				



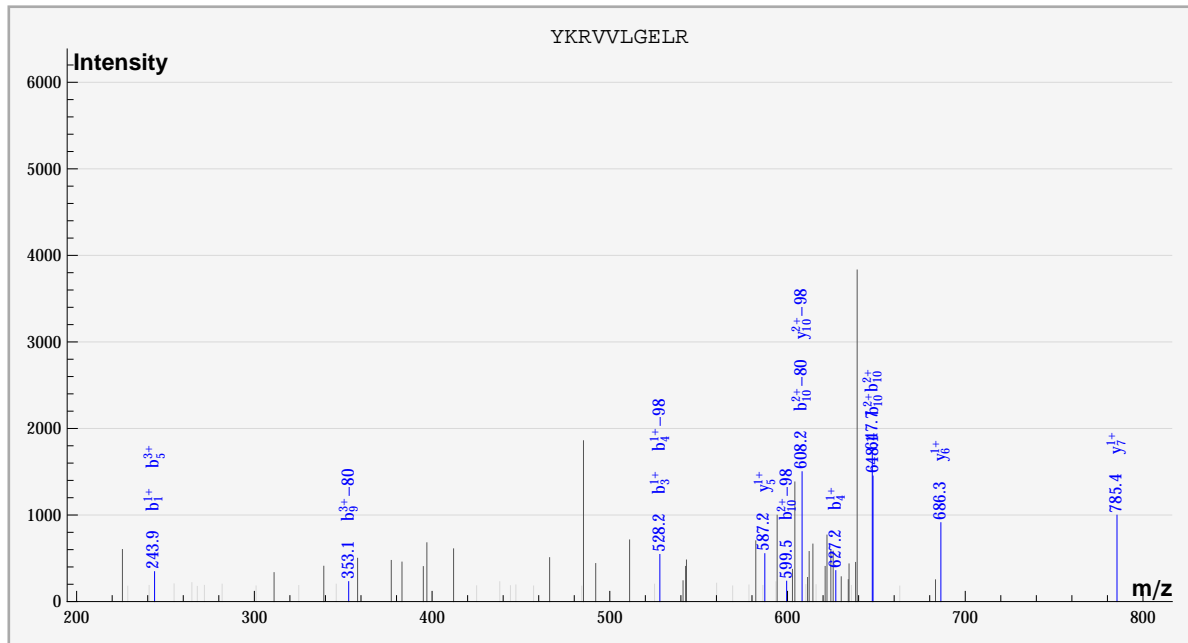
dbConflictWinner true YKRVVLGELR PHOS(1) 2. 658. -1.13953 5.7613 100. ? 1320.
 S_Acido_new%gi|68568308|gb|AAY81237.1| YKRVVLGELR%:PHOS::::::::::%sample_2%cmpd_86



	#	b	b*	#	y	y*	P	P*
Y	1	✓						✓
K	2			9				
R	3	✓		8				
V	4	✓	✓	7	✓			
V	5	✓	✓	6	✓			
L	6			5	✓			
G	7			4				
E	8			3				
L	9		✓	2				
R	10	✓	✓	1				



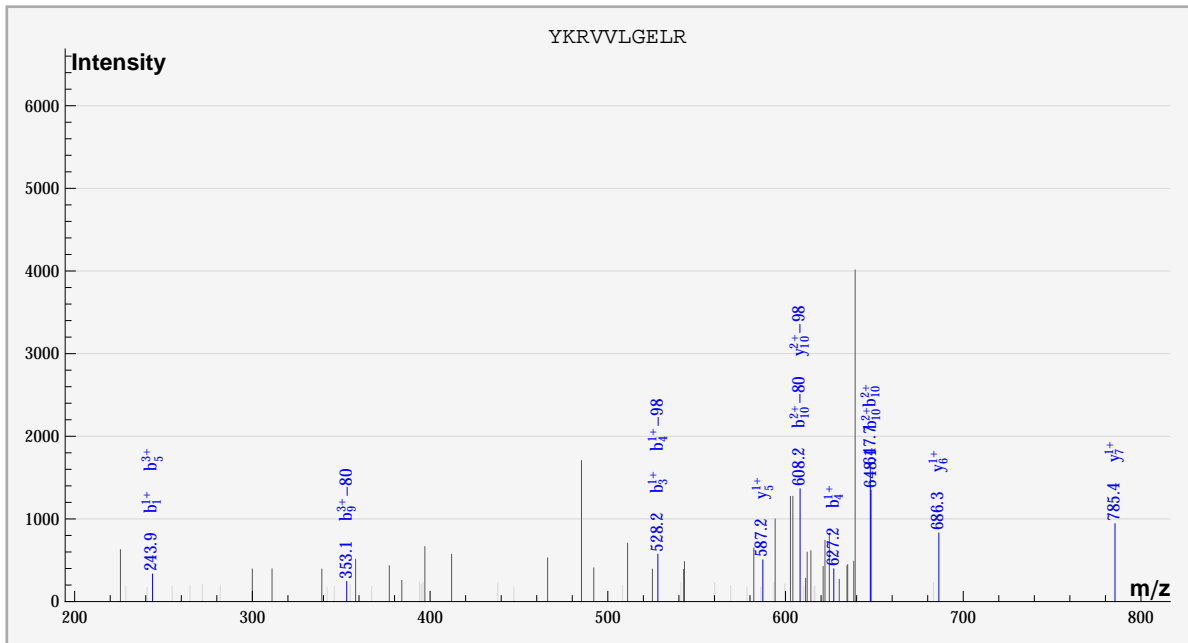
dbConflictWinner true YKRVVLGELR PHOS(1) 2. 658. -1.13953 6.44053 100. ? 1338.
 S_Acido_new%gi|68568308|gb|AAY81237.1| YKRVVLGELR%:PHOS::::::::::%sample_2%cmpd_96



	#	b	b*	#	y	y*	P	P*
Y	1	✓						✓
K	2			9				
R	3	✓		8				
V	4	✓	✓	7	✓			
V	5	✓		6	✓			
L	6			5	✓			
G	7			4				
E	8			3				
L	9		✓	2				
R	10	✓	✓	1				



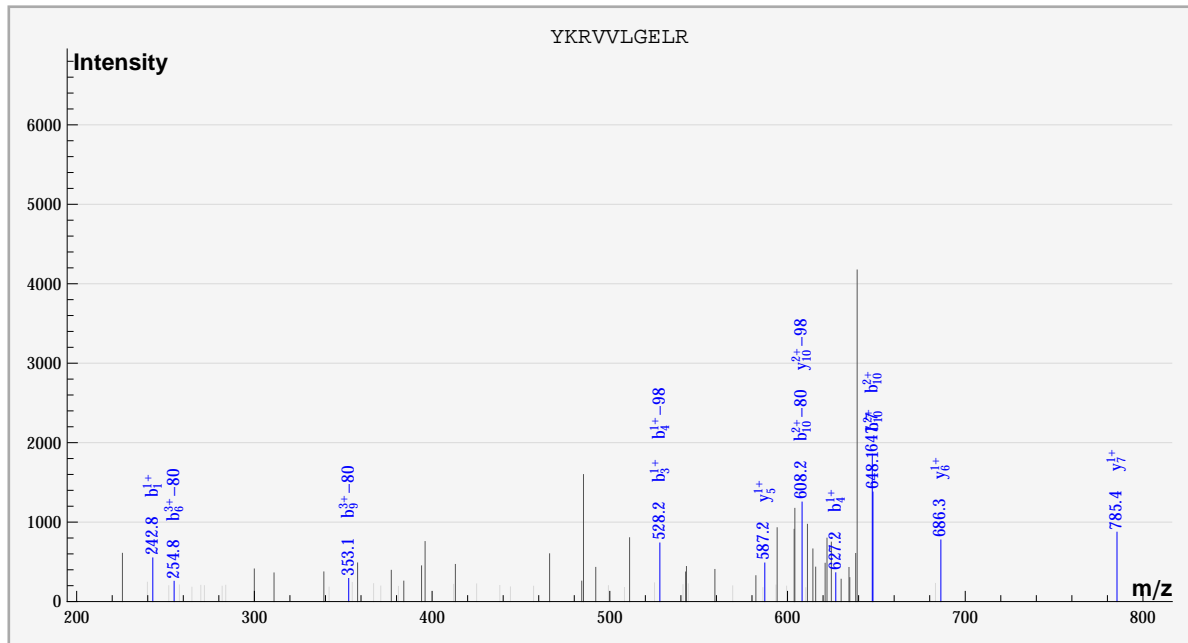
dbValid true YKRVVLGELR PHOS(1) 2. 658. -1.13953 5.97831 100. ? 1350.
 S_Acido_new%gi|68568308|gb|AA81237.1| YKRVVLGELR%:PHOS:::sample_2%compd_105



	#	b	b*	#	y	y*	P	P*
Y	1	✓						✓
K	2			9				
R	3	✓		8				
V	4	✓	✓	7	✓			
V	5	✓		6	✓			
L	6			5	✓			
G	7			4				
E	8			3				
L	9		✓	2				
R	10	✓	✓	1				



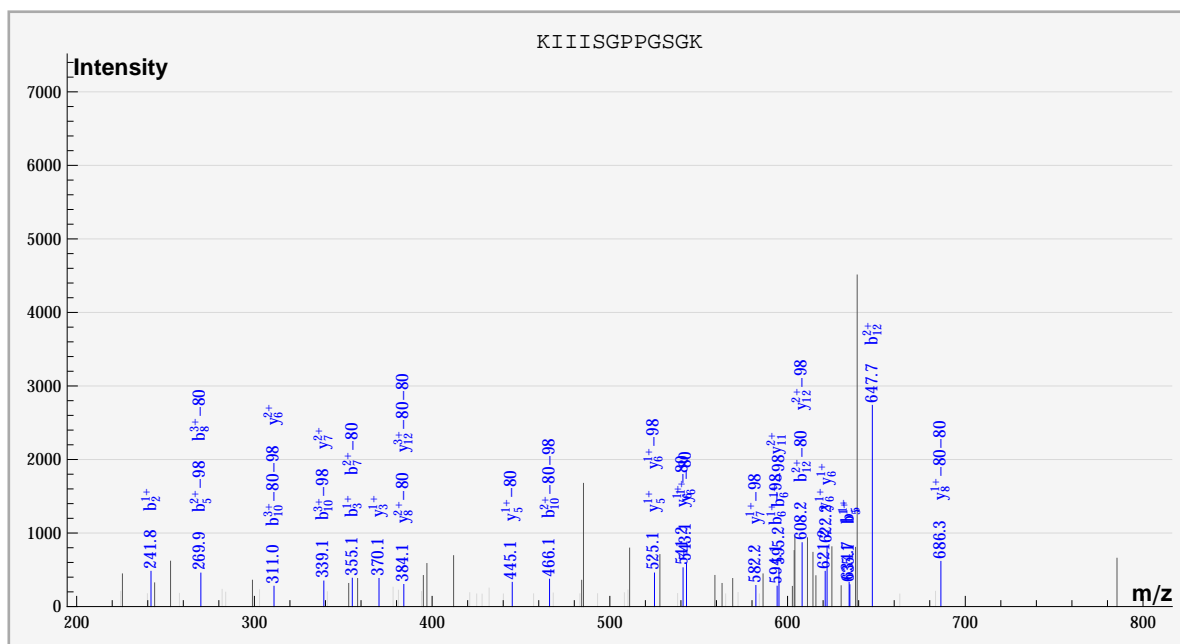
dbValid true YKRVVLGELR PHOS(1) 2. 658. -1.13953 5.56559 100. ? 1356.
 S_Acido_new%gi|68568308|gb|AAy81237.1| YKRVVLGELR%:PHOS:::sample_2%compd_115



	#	b	b*	#	y	y*	P	P*
Y	1	✓						✓
K	2			9				
R	3	✓		8				
V	4	✓	✓	7	✓			
V	5			6	✓			
L	6		✓	5	✓			
G	7			4				
E	8			3				
L	9		✓	2				
R	10	✓	✓	1				



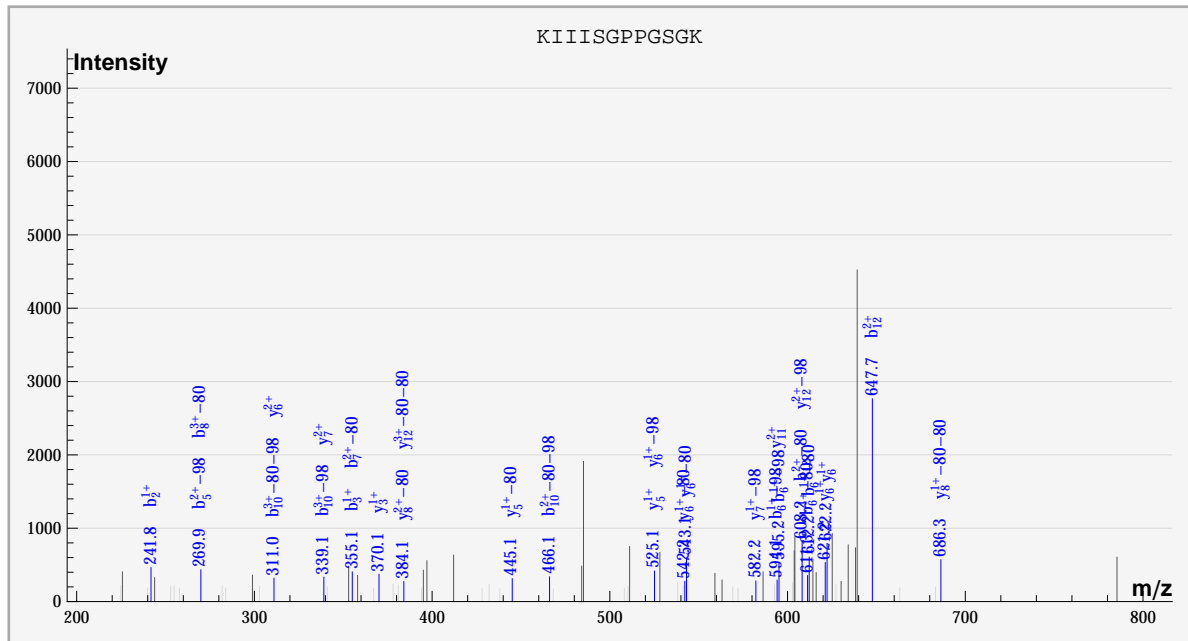
dbValid true KIIISGPPGSGK PHOS(2) 2. 658. -0.683103 5.08361 100. ? 1404.
 S_Acido_new%gi|68567033|gb|AA79962.1| KIIISGPPGSGK%::::PHOS::::PHOS:::%sample_2%compd_156



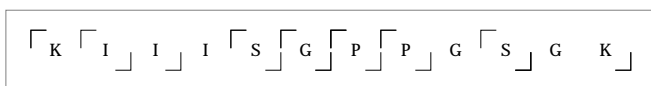
	#	b	b*	#	y	y*	P	P*
K	1							✓
I	2	✓		11	✓			
I	3	✓		10				
I	4			9				
S	5	✓	✓	8		✓		
G	6	✓	✓	7	✓	✓		
P	7	✓	✓	6	✓	✓		
P	8	✓	✓	5	✓	✓		
G	9			4				
S	10	✓		3	✓			
G	11			2				
K	12	✓	✓	1				

「 K 「 I 「 I 「 I 「 S 「 G 「 P 「 P 「 G 「 S 「 G 「 K 」

dbValid true KIIISGPPGSGK PHOS(2) 2. 658. -0.683103 5.09012 100. ? 1416.
 S_Acido_new%gi|68567033|gb|AA79962.1| KIIISGPPGSGK%::::PHOS::::PHOS:::%sample_2%compd_167

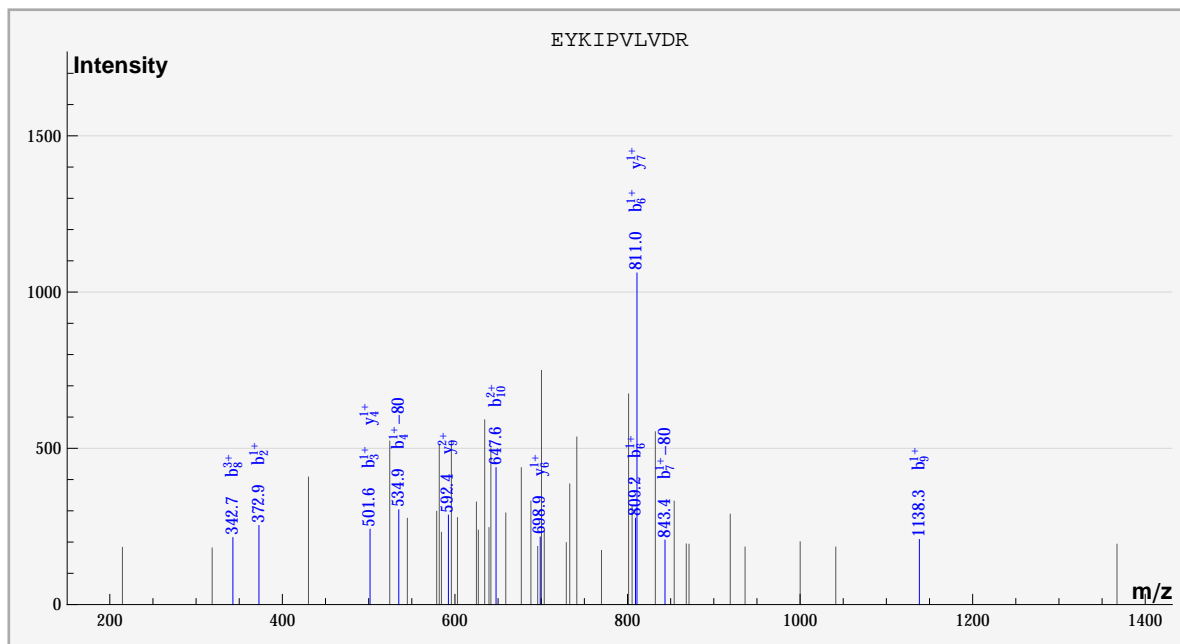


	#	b	b*	#	y	y*	P	P*
K	1							✓
I	2	✓		11	✓			
I	3	✓		10				
I	4			9				
S	5		✓	8		✓		
G	6		✓	7	✓	✓		
P	7		✓	6	✓	✓		
P	8		✓	5	✓	✓		
G	9			4				
S	10		✓	3	✓			
G	11			2				
K	12	✓	✓	1				

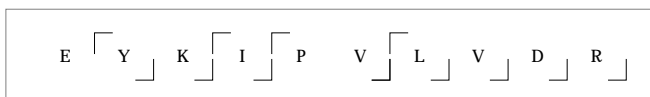


dbValid true EYKIPVLVDR PHOS(1) 2. 658. -1.66097 4.96988 100. ? 1854.

S_Acido_new%gi|68567026|gb|AAY79955.1| EYKIPVLVDR%::PHOS:::sample_3%compd_565

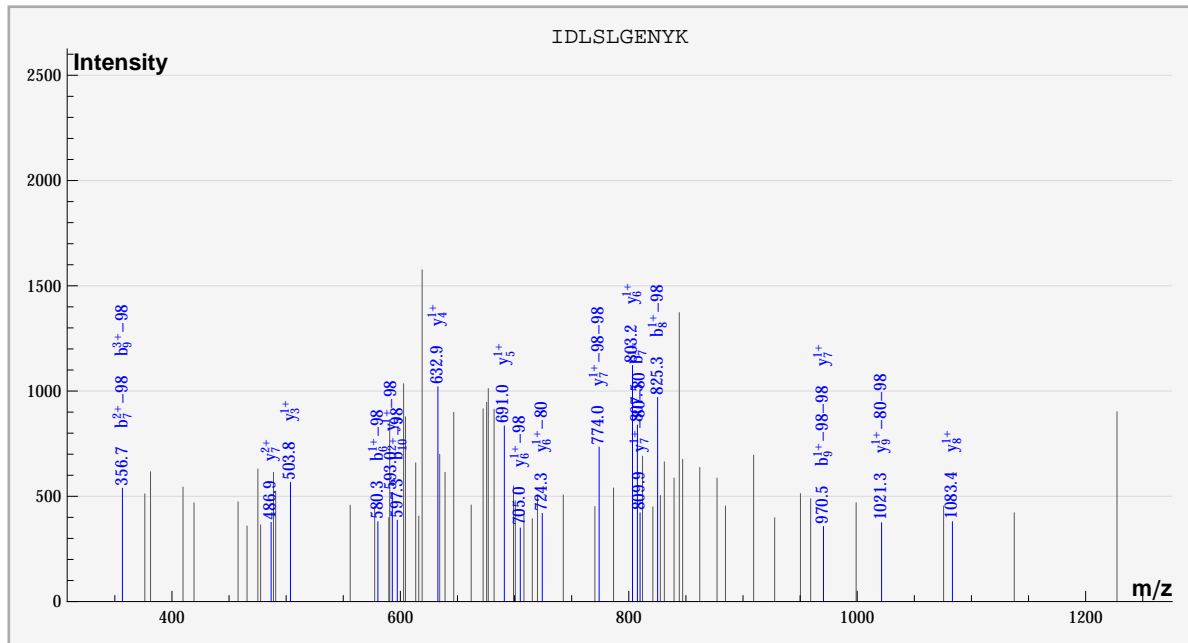


	#	b	b*	#	y	y*	P	P*
E	1							
Y	2	✓		9	✓			
K	3	✓		8				
I	4		✓	7	✓			
P	5			6	✓			
V	6	✓		5				
L	7		✓	4	✓			
V	8	✓		3				
D	9	✓		2				
R	10	✓		1				



dbValid true IDLSLGENYK PHOS(2) 2. 658. -1.73292 5.07653 100. ? 2220.

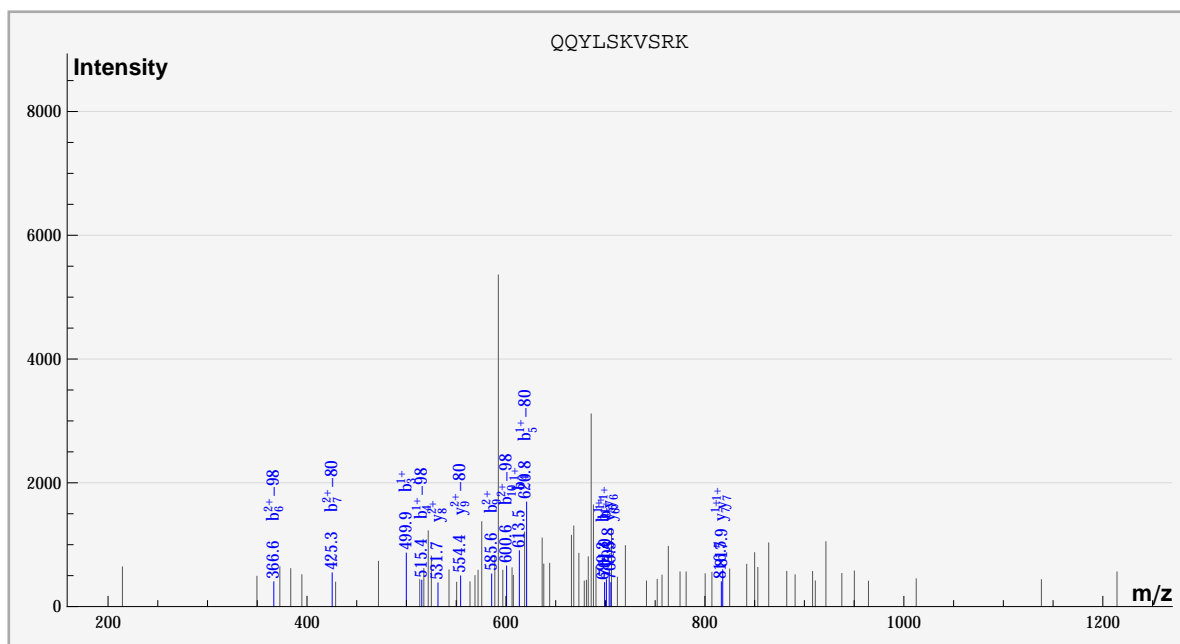
S_Acido_new%gi|68567105|gb|AA80034.1| IDLSLGENYK%:::PHOS:::PHOS::%sample_3%cmpd_897



	#	b	b*	#	y	y*	P	P*
I	1							
D	2			9		✓		
L	3			8	✓			
S	4			7	✓	✓		
L	5			6	✓	✓		
G	6	✓		5	✓	✓		
E	7	✓	✓	4	✓			
N	8	✓		3	✓			
Y	9	✓		2				
K	10	✓		1				

I D L S L G E N Y K

dbValid true QQYLSKVS RK PHOS(1) 2. 658. 0.839742 5.45136 100. ? 3516.
 S_Acido_new%gi|68566620|gb|AAY79549.1| QQYLSKVS RK%:::PHOS:::sample_3%compd_2082

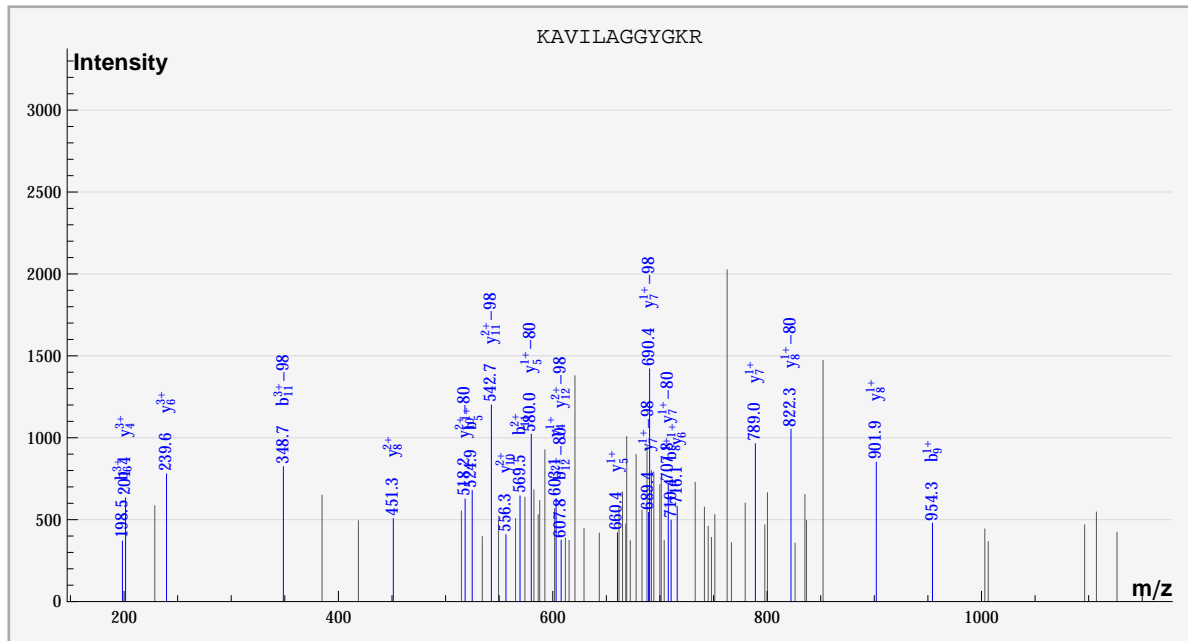


	#	b	b*	#	y	y*	P	P*
Q	1							
Q	2			9		✓		
Y	3	✓		8	✓			
L	4	✓	✓	7	✓			
S	5	✓	✓	6	✓			
K	6		✓	5				
V	7		✓	4				
S	8			3				
R	9	✓		2				
K	10		✓	1				



dbValid true KAVILAGGYGKR PHOS(1) 2. 658. -1.13954 5.58571 100. ? 3600.

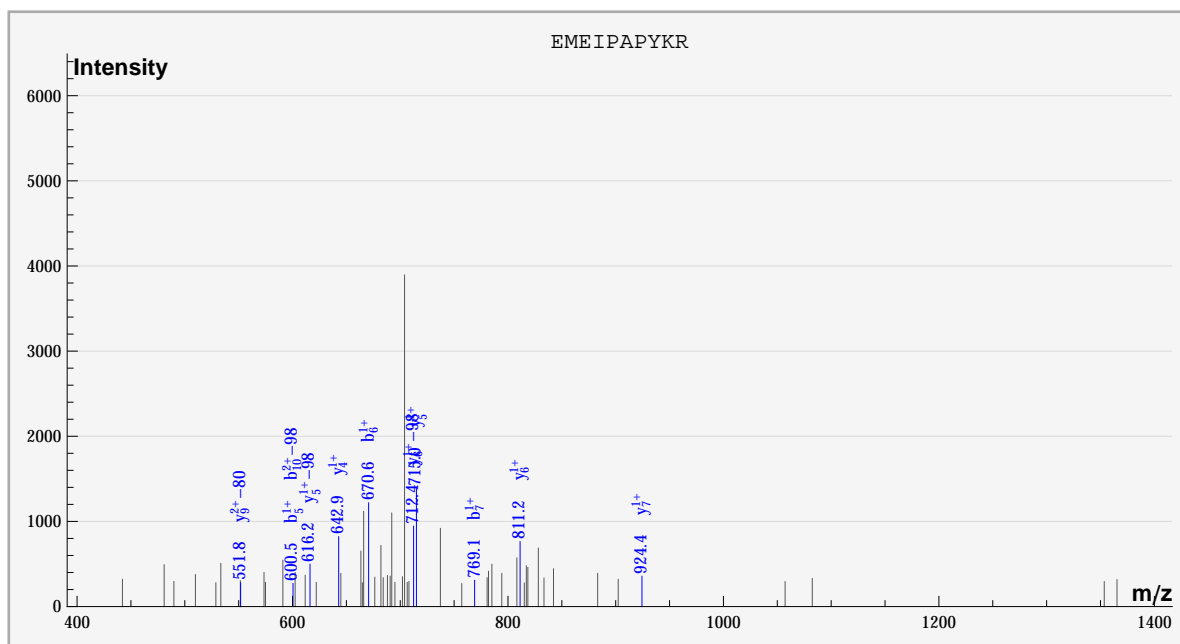
S_Acido_new%gi|68567675|gb|AAY80604.1| KAVILAGGYGKR%:::PHOS:::%sample_3%compd_2159



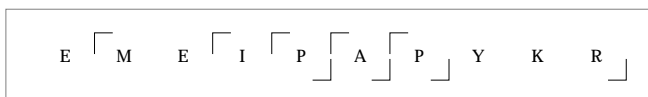
	#	b	b*	#	y	y*	P	P*
K	1							✓
A	2			11		✓		
V	3			10	✓	✓		
I	4			9				
L	5	✓		8	✓	✓		
A	6	✓		7	✓	✓		
G	7			6	✓			
G	8	✓		5	✓	✓		
Y	9	✓		4	✓			
G	10			3				
K	11	✓	✓	2				
R	12		✓	1				

[K] [A] [V] [I] [L] [A] [G] [G] [Y] [G] [K] [R]

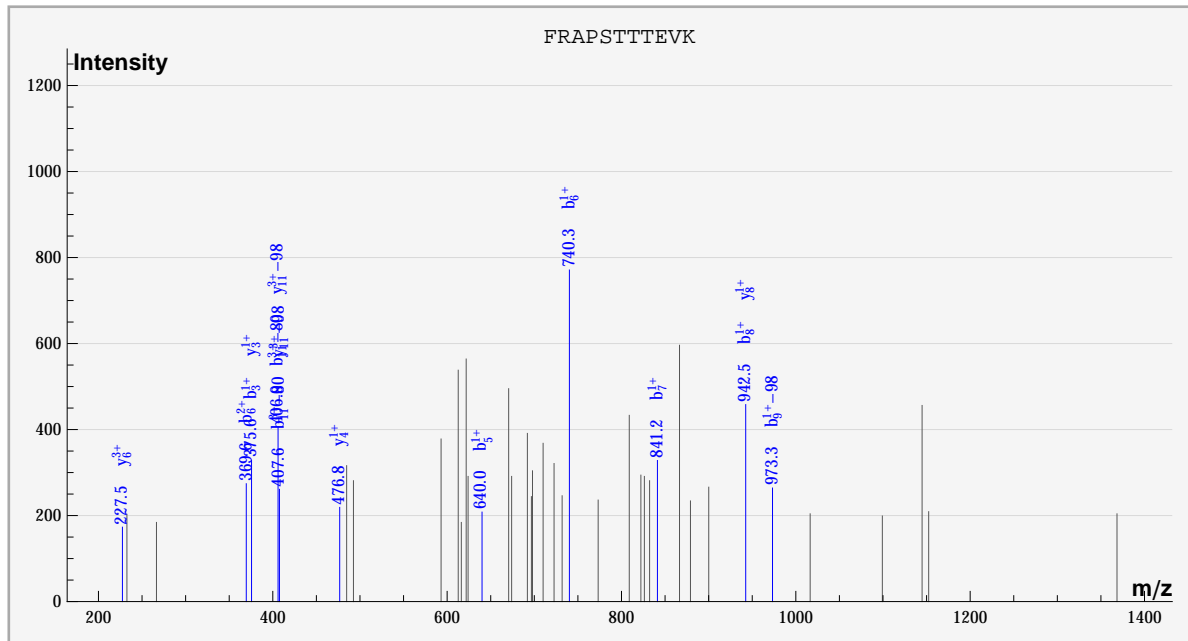
dbValid true EMEIPAPYKR PHOS(1) 2. 658. -0.698403 5.37525 100. ? 3840.
 S_Acido_new%gi|68568506|gb|AA81435.1| EMEIPAPYKR%:::::PHOS:::sample_3%compd_2381



	#	b	b*	#	y	y*	P	P*
E	1							
M	2			9		✓		
E	3			8				
I	4			7	✓			
P	5	✓		6	✓	✓		
A	6	✓		5	✓	✓		
P	7	✓		4	✓			
Y	8			3				
K	9			2				
R	10		✓	1				



dbValid true FRAPSTTTEVK PHOS(1) 2. 659. -0.184073 5.14573 100. ? 4290.
 S_Acido_new%gi|68568615|gb|AA81544.1| FRAPSTTTEVK%:::PHOS:::sample_3%compd_2793

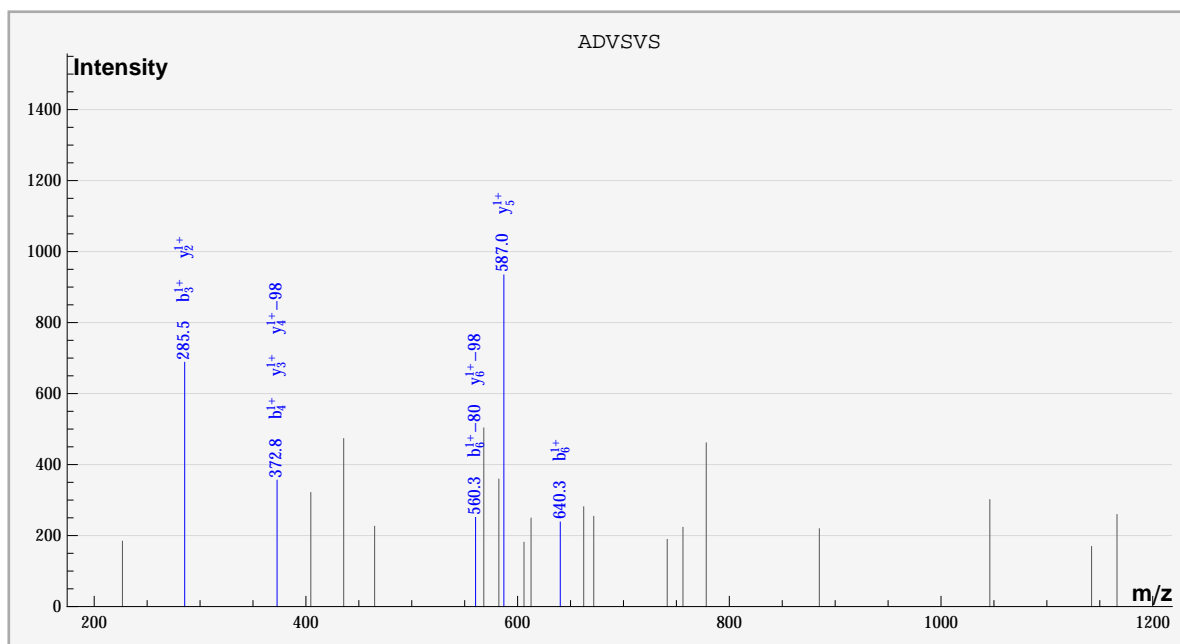


	#	b	b*	#	y	y*	P	P*
F	1							✓
R	2			10				
A	3	✓		9				
P	4			8	✓			
S	5	✓		7				
T	6	✓		6	✓			
T	7	✓		5				
T	8	✓		4	✓			
E	9		✓	3	✓			
V	10			2				
K	11	✓		1				

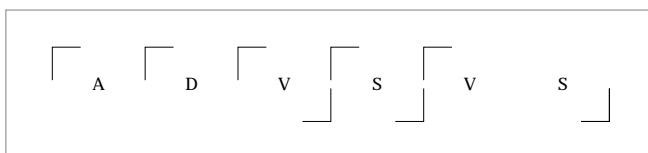
FRAPSTTTEVK

dbValid true ADVSVS PHOS(1) 1. 659. -1.75092 5.98468 100. ? 444.

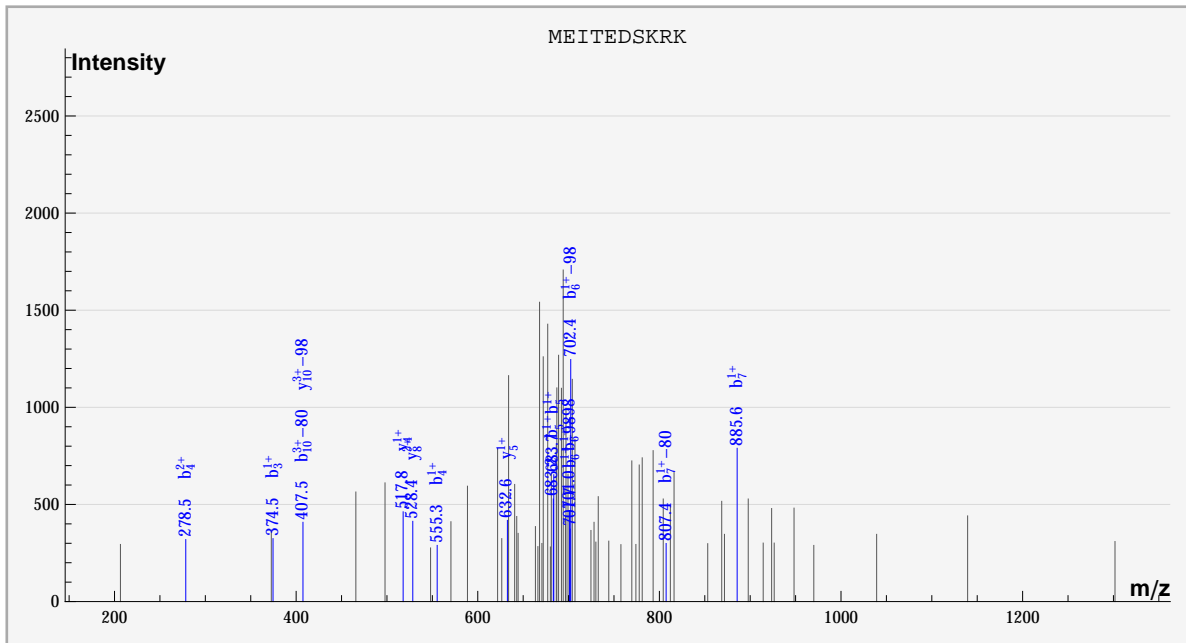
S_Acido_new%gi|68567062|gb|AAY79991.1| ADVSVS%:::::PHOS:%sample_3%compd_2859



	#	b	b*	#	y	y*	P	P*
A	1							✓
D	2			5	✓			
V	3	✓		4		✓		
S	4	✓		3	✓			
V	5			2	✓			
S	6	✓	✓	1				



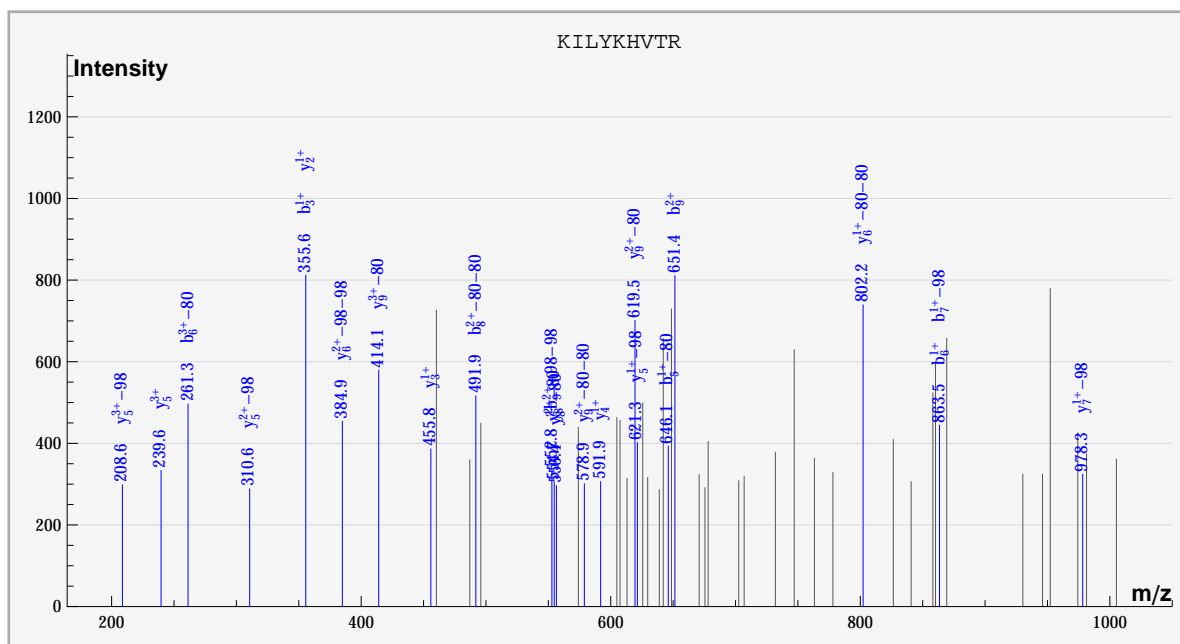
dbValid true MEITEDSKRK PHOS(1) 2. 660. -1.20058 5.64538 100. ? 2700.
 S_Acido_new%gii68566940|gb|AAY79869.1| MEITEDSKRK%::::PHOS:::::sample_0%compd_1333



	#	b	b*	#	y	y*	P	P*
M	1							✓
E	2			9				
I	3	✓		8	✓			
T	4	✓		7				
E	5	✓		6				
D	6		✓	5	✓			
S	7	✓	✓	4	✓			
K	8			3				
R	9			2				
K	10		✓	1				

MEITEDSKRK

dbValid true KILYKHVTR PHOS(2) 2. 661. -1.67239 5.08806 100. ? 1650.
 S_Acido_new%gi|68568139|gb|AA81068.1| KILYKHVTR%:::PHOS:::PHOS::%sample_0%compd_373

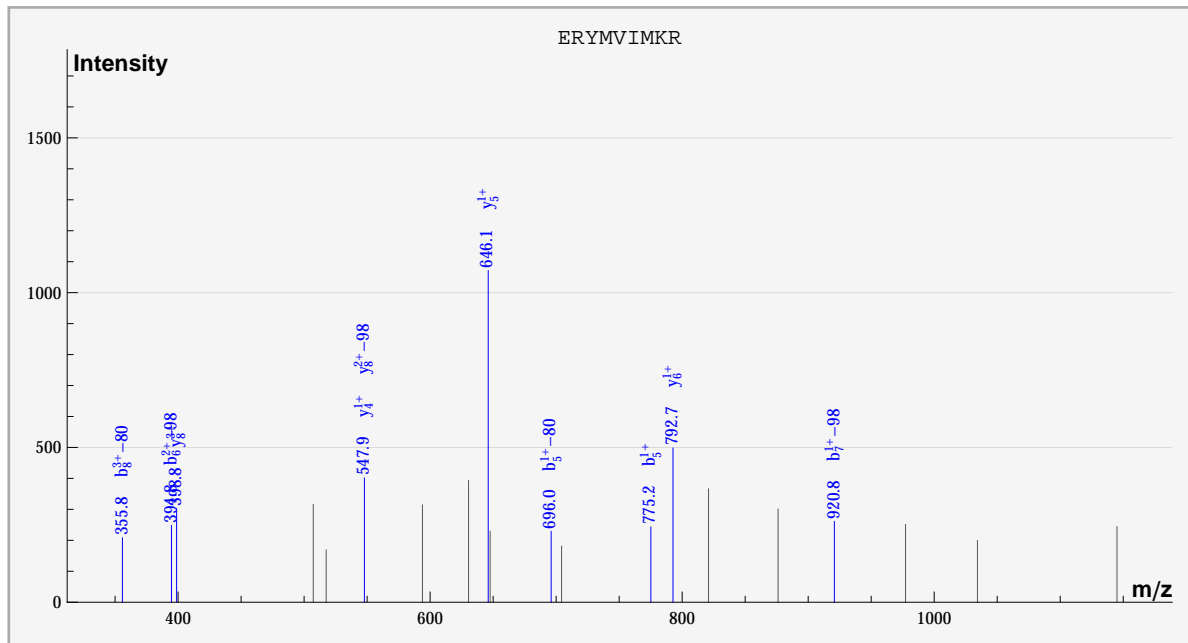


	#	b	b*	#	y	y*	P	P*
K	1							✓
I	2			8		✓		
L	3	✓		7		✓		
Y	4			6		✓		
K	5		✓	5	✓	✓		
H	6	✓	✓	4	✓			
V	7		✓	3	✓			
T	8		✓	2	✓			
R	9	✓	✓	1				

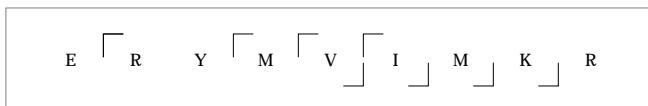
┌ K ┌ I ┌ L ┌ Y ┌ K ┌ H ┌ V ┌ T ┌ R ┘

dbValid true ERYMVIMKR Oxidation_M(1),PHOS(1) 2. 661. 0.311442 5.44126 100. ? 354.

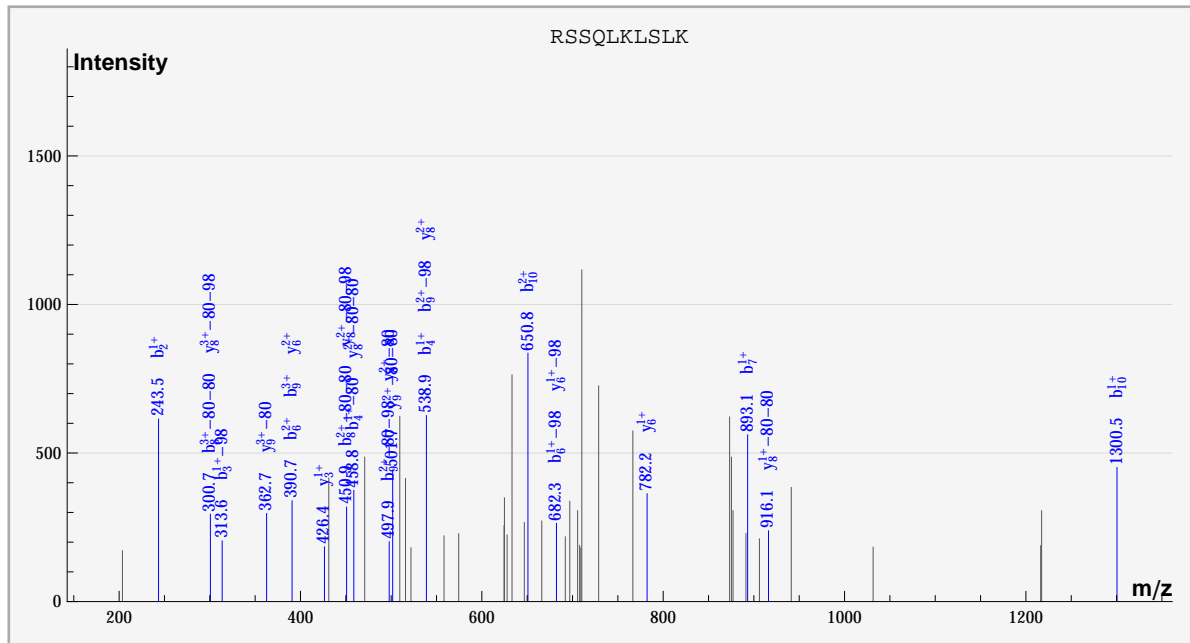
S_Acido_new%gil68568392|gb|AAY81321.1| ERYMVIMKR%:::PHOS:Oxidation_M:::::%sample_0%cmpd_1994



	#	b	b*	#	y	y*	P	P*
E	1							
R	2			8	✓	✓		
Y	3			7				
M	4			6	✓			
V	5	✓	✓	5	✓			
I	6		✓	4	✓			
M	7		✓	3				
K	8		✓	2				
R	9			1				



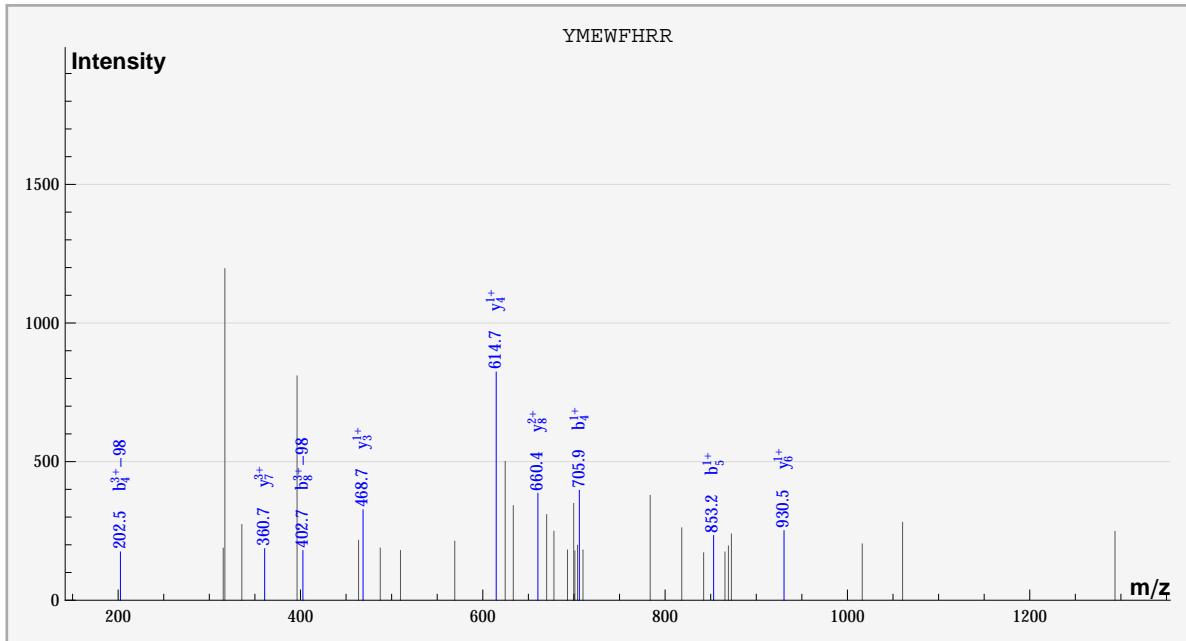
dbValid true RSSQLKLSLK PHOS(2) 2. 661. -0.672193 5.11513 100. ? 3972.
 S_Acido_new%gi|68567464|gb|AAy80393.1| RSSQLKLSLK%:::PHOS:::PHOS:::sample_0%compd_2495



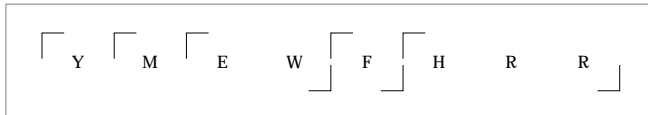
	#	b	b*	#	y	y*	P	P*
R	1							
S	2	✓		9		✓		
S	3		✓	8	✓	✓		
Q	4	✓	✓	7				
L	5			6	✓	✓		
K	6	✓	✓	5				
L	7	✓		4				
S	8		✓	3	✓			
L	9	✓	✓	2				
K	10	✓		1				



dbValid true YMEWFHRR Oxidation_M(1),PHOS(1) 2. 661. -0.229203 6.59913 100. ? 4530.
 S_Acido_new%gil68568536|gb|AAY81465.1| YMEWFHRR%:PHOS:Oxidation_M:::::%sample_0%compd_3005

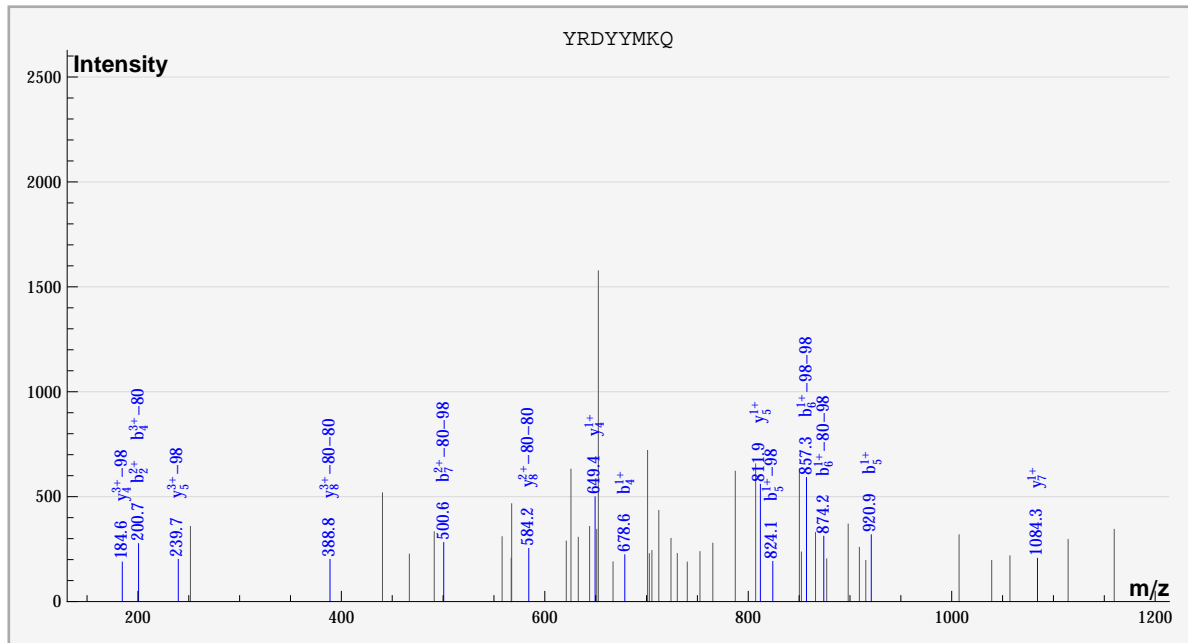


	#	b	b*	#	y	y*	P	P*
Y	1							✓
M	2			7	✓			
E	3			6	✓			
W	4	✓	✓	5				
F	5	✓		4	✓			
H	6			3	✓			
R	7			2				
R	8		✓	1				

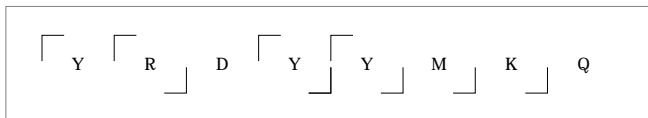


dbValid true YRDYYMKQ PHOS(2) 2. 662. 1.7349 5.04656 100. ? 1614.

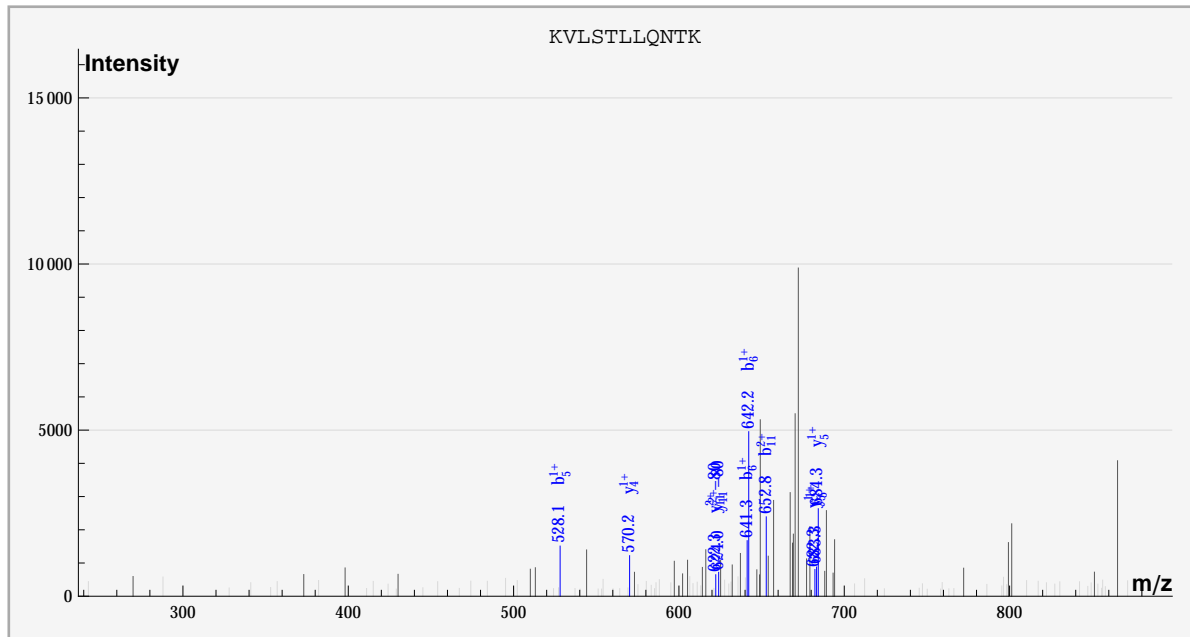
S_Acido_new%gii68567549|gb|AAy80478.1| YRDYYMKQ%:PHOS:::PHOS:::%sample_0%cmpd_341



	#	b	b*	#	y	y*	P	P*
Y	1							✓
R	2	✓		7	✓			
D	3			6				
Y	4	✓	✓	5	✓	✓		
Y	5	✓	✓	4	✓	✓		
M	6		✓	3				
K	7		✓	2				
Q	8			1				



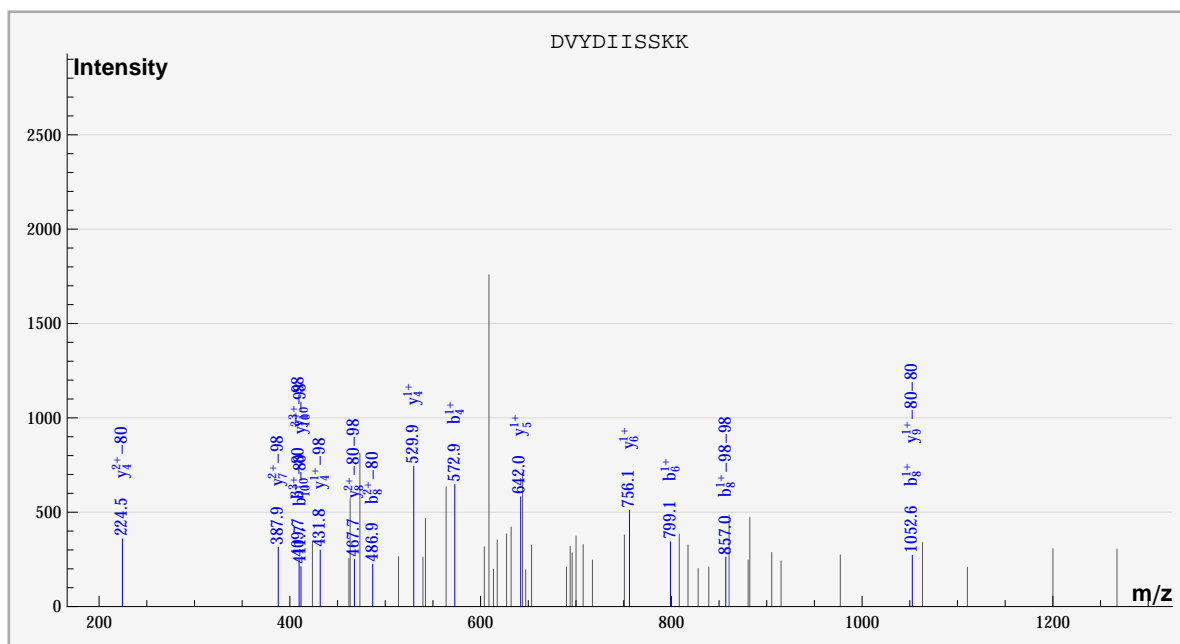
dbValid true KVLSTLLQNTK PHOS(1) 2. 662. 0.865422 4.95946 100. ? 2772.
 S_Acido_new%gi|68568413|gb|AA81342.1| KVLSTLLQNTK%:::PHOS::%sample_3%compd_1308



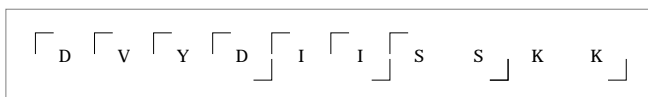
	#	b	b*	#	y	y*	P	P*
K	1							✓
V	2			10				
L	3			9				
S	4			8				
T	5	✓		7				
L	6	✓		6				
L	7			5	✓			
Q	8			4	✓			
N	9			3				
T	10			2				
K	11	✓		1				

┌ K V L S T ┘ ┌ L ┘ ┌ Q N T K ┘

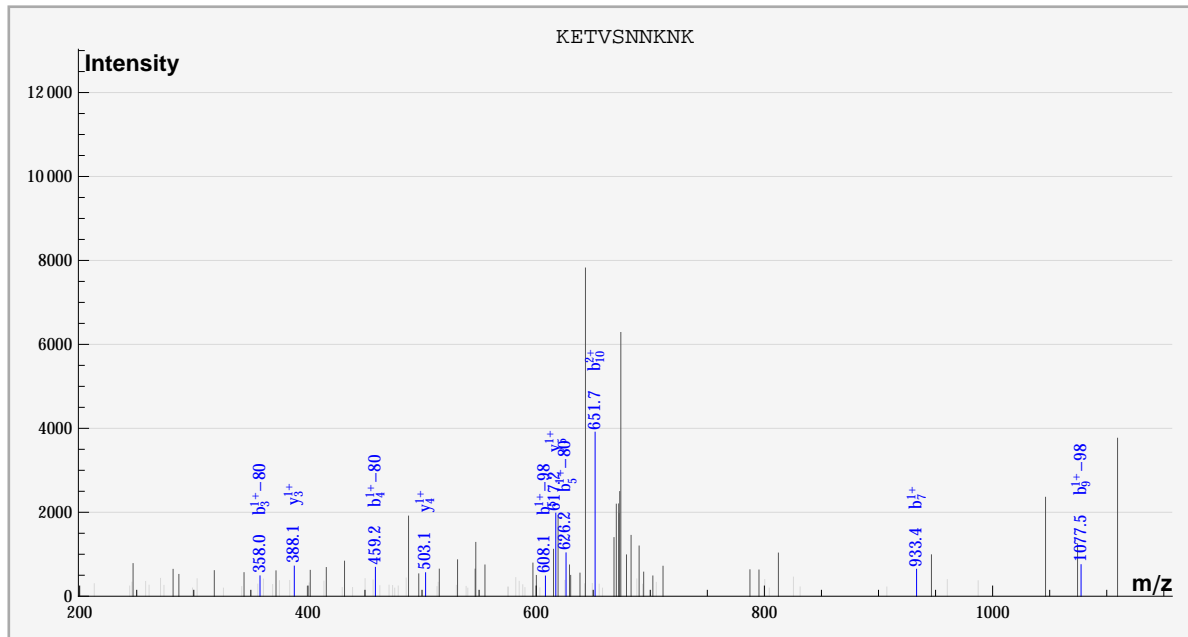
dbValid true DVYDISSKK PHOS(2) 2. 663. 1.28273 5.02366 100. ? 1662.
 S_Acido_new%gi|68568498|gb|AAy81427.1| DVYDISSKK%:::PHOS:::PHOS:::sample_0%compd_386



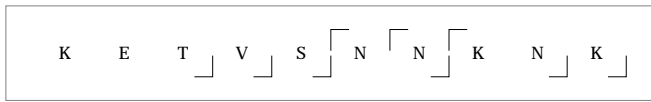
	#	b	b*	#	y	y*	P	P*
D	1							✓
V	2			9		✓		
Y	3			8		✓		
D	4	✓		7		✓		
I	5			6		✓		
I	6	✓		5		✓		
S	7			4		✓	✓	
S	8	✓	✓	3				
K	9			2				
K	10		✓	1				



dbValid true KETVSNNK NK PHOS(2) 2. 663. -1.71894 5.16921 100. ? 1902.
 S_Acido_new%gi68566747|gb|AAY79676.1| KETVSNNK NK%::PHOS::PHOS:::sample_3%compd_577

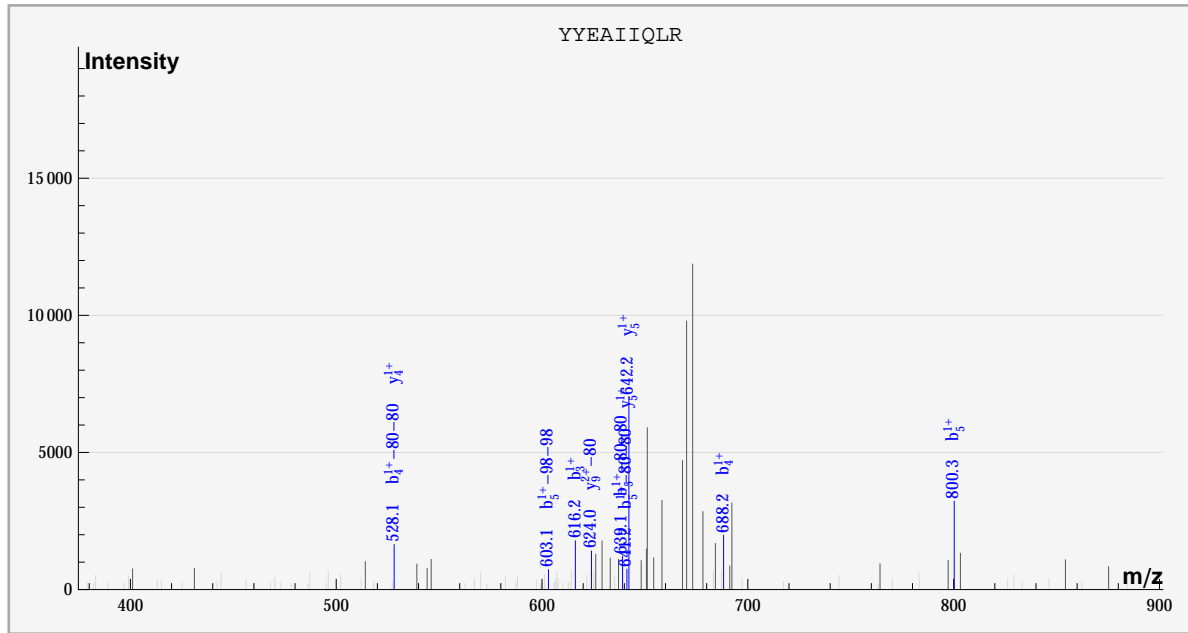


	#	b	b*	#	y	y*	P	P*
K	1							
E	2			9				
T	3		✓	8				
V	4		✓	7				
S	5		✓	6				
N	6			5		✓		
N	7	✓		4		✓		
K	8			3		✓		
N	9		✓	2				
K	10	✓		1				

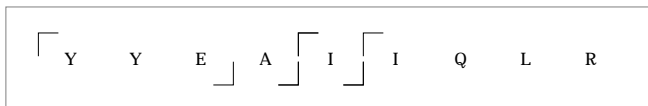


dbValid true YYEAIQLR PHOS(2) 2. 663. 1.78798 5.23414 100. ? 2556.

S_Acido_new%gi68567392|gb|AA80321.1| YYEAIQLR%:PHOS:PHOS:.....%sample_3%cmpd_1126

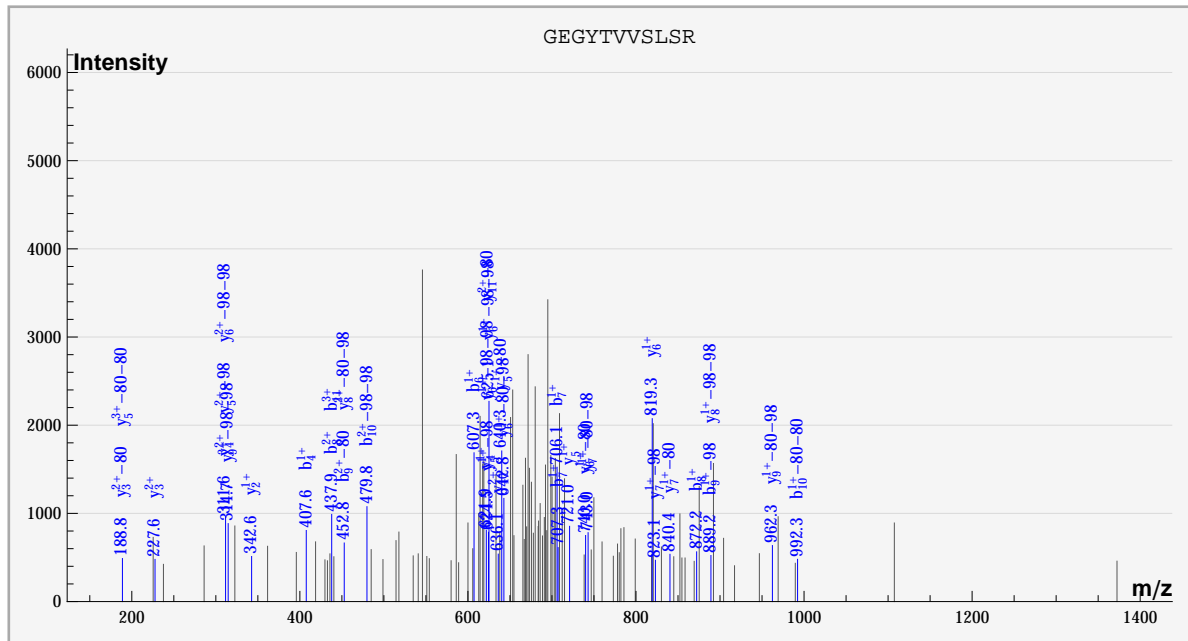


	#	b	b*	#	y	y*	P	P*
Y	1							✓
Y	2			8				
E	3	✓		7				
A	4	✓	✓	6				
I	5	✓	✓	5	✓			
I	6			4	✓			
Q	7			3				
L	8			2				
R	9			1				



dbValid true GEGYTVVSLSR PHOS(2) 2. 664. 0.270152 5.04318 100. ? 3234.

S_Acido_new%gi|68567705|gb|AAy80634.1| GEGYTVVSLSR%:::::::PHOS::PHOS::%sample_0%compd_1824

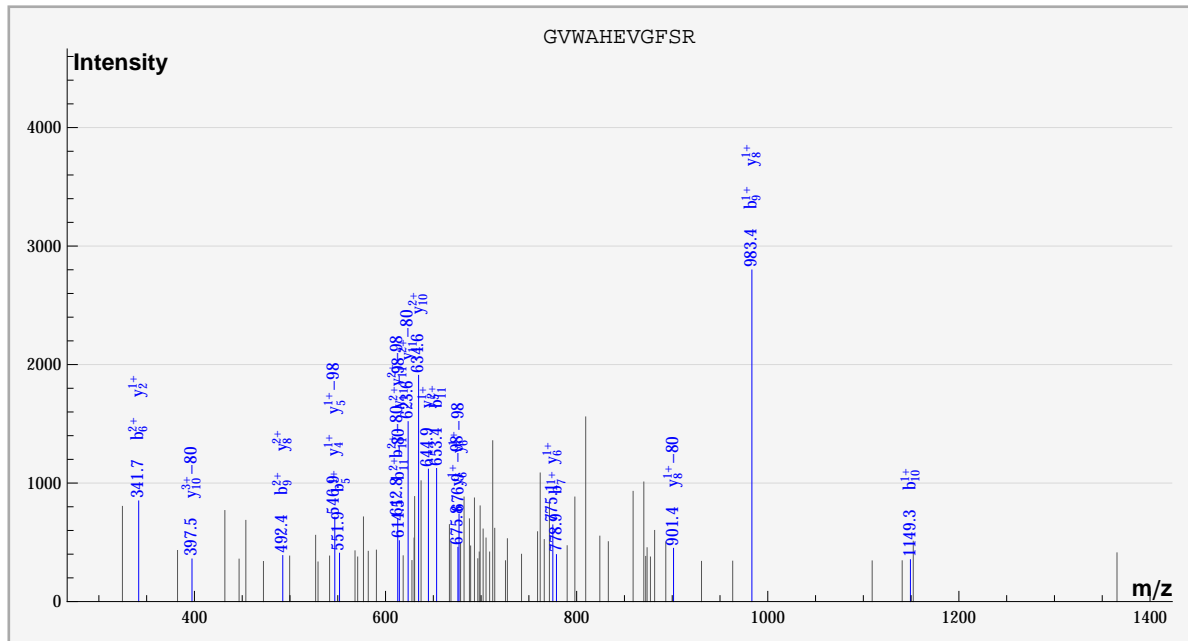


	#	b	b*	#	y	y*	P	P*
G	1							✓
E	2			10	✓			
G	3			9		✓		
Y	4	✓		8		✓		
T	5			7		✓		
V	6	✓		6	✓	✓		
V	7	✓		5	✓	✓		
S	8	✓		4	✓	✓		
L	9		✓	3	✓	✓		
S	10		✓	2	✓			
R	11	✓		1				

[G [E [G [Y [T [V [V [S [L [S [R]

dbValid true GVWAHEVGFSR PHOS(1) 2. 664. -1.20468 5.2032 100. ? 3660.

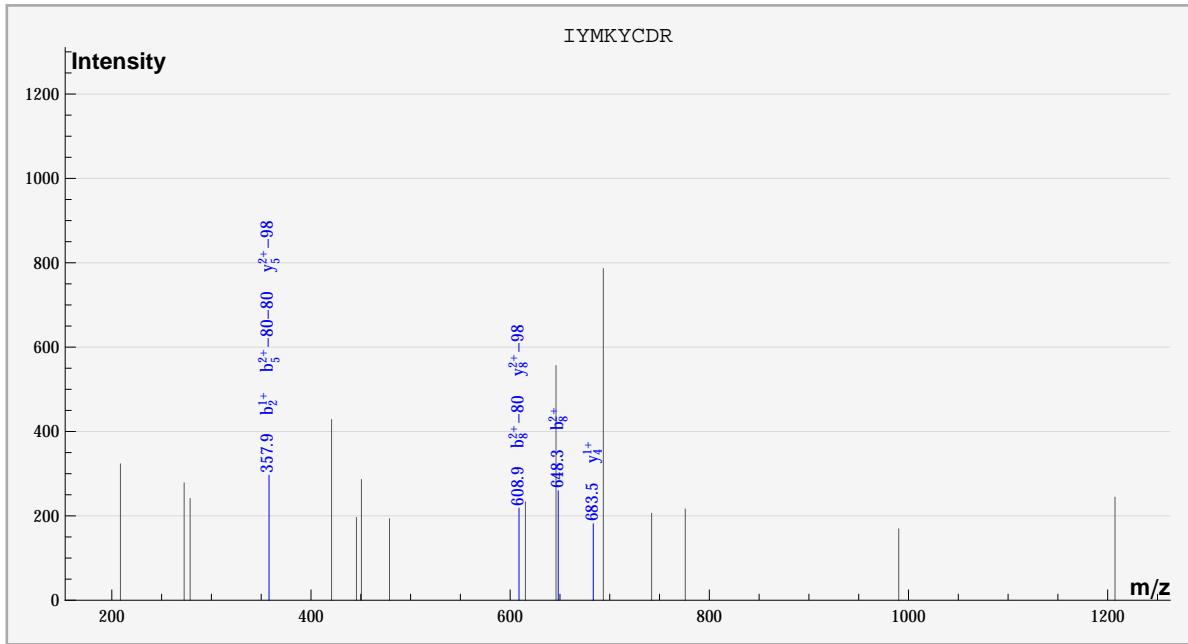
S_Acido_new%gi|68568420|gb|AAy81349.1| GVWAHEVGFSR%:::PHOS::%sample_0%cmpd_2210



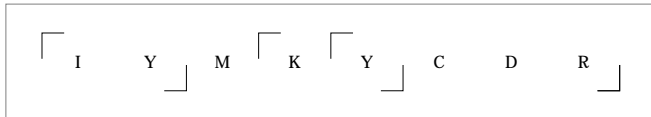
	#	b	b*	#	y	y*	P	P*
G	1							✓
V	2			10	✓	✓		
W	3			9				
A	4			8	✓	✓		
H	5	✓		7				
E	6	✓		6	✓	✓		
V	7	✓		5	✓	✓		
G	8			4	✓			
F	9	✓		3				
S	10	✓		2	✓			
R	11	✓	✓	1				

G V W A H E V G F S R

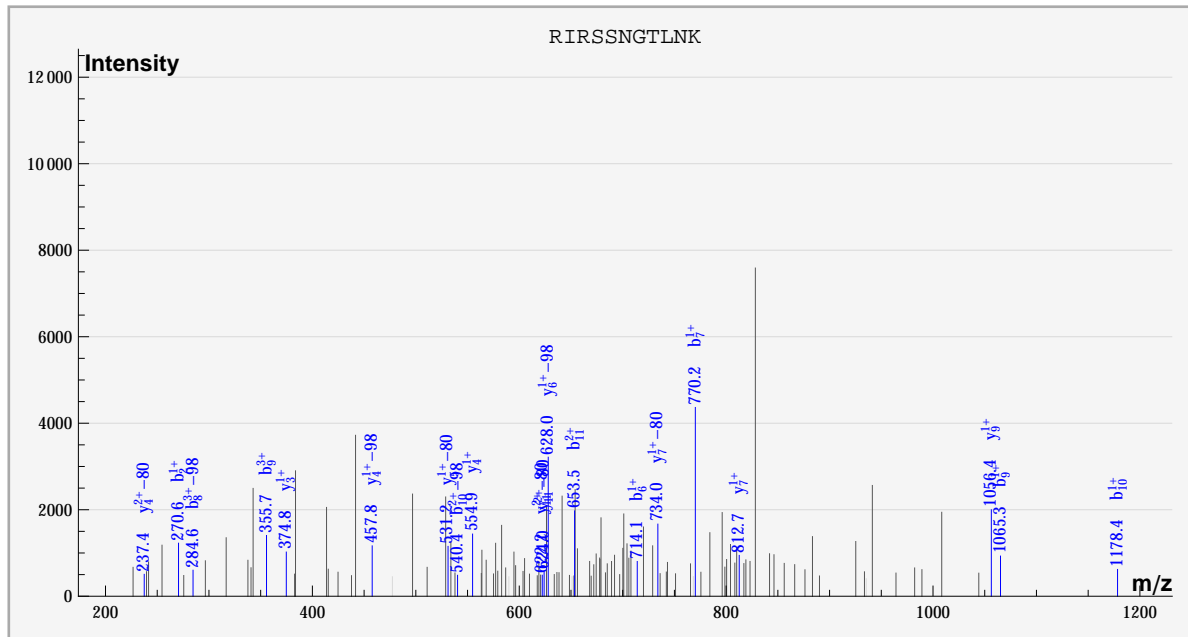
dbValid true IYMKYCDR Cys_CAM(1),Oxidation_M(1),PHOS(2) 2. 664. -1.27125 5.12568 100. ? 402.
 S_Acido_new%gil68566621|gb|AAY79550.1| IYMKYCDR%::PHOS:Oxidation_M::PHOS:Cys_CAM::%sample_0%compd_2470



	#	b	b*	#	y	y*	P	P*
I	1							✓
Y	2	✓		7				
M	3			6				
K	4			5		✓		
Y	5		✓	4	✓			
C	6			3				
D	7			2				
R	8	✓	✓	1				



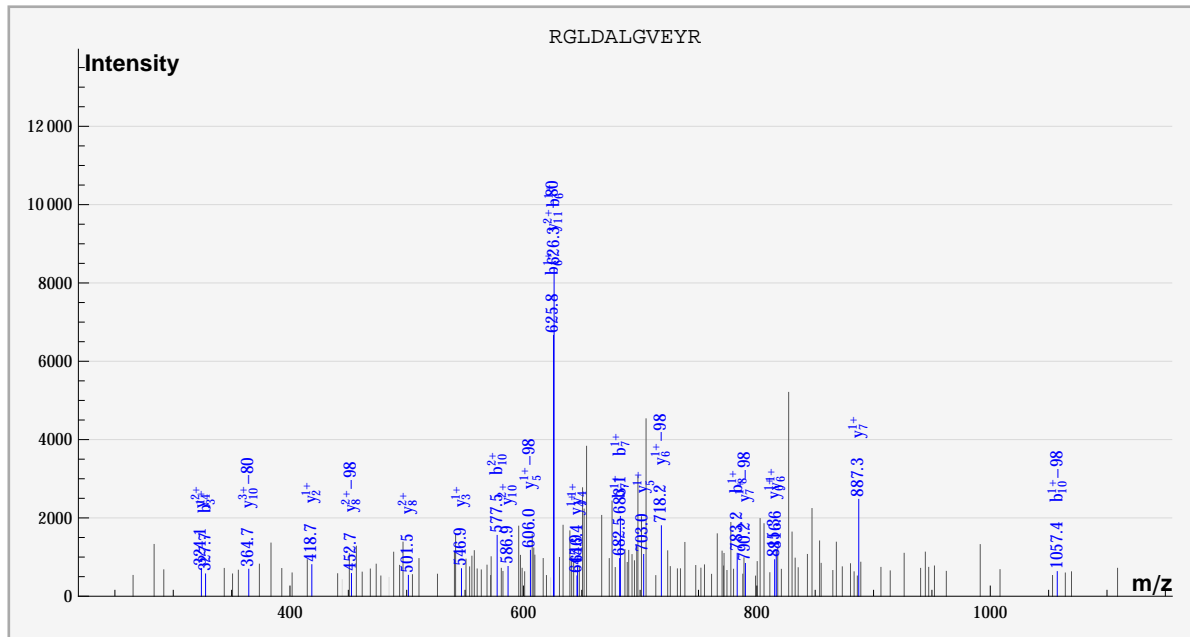
dbValid true RIRSSNGTLNK PHOS(1) 2. 665. -1.6621 4.94187 100. ? 2376.
 S_Acido_new%gi|68568025|gb|AA80954.1| RIRSSNGTLNK%:::PHOS:::sample_0%compd_1039



	#	b	b*	#	y	y*	P	P*
R	1							✓
I	2	✓		10				
R	3			9	✓			
S	4			8				
S	5			7	✓	✓		
N	6	✓		6		✓		
G	7	✓		5		✓		
T	8		✓	4	✓	✓		
L	9	✓		3	✓			
N	10	✓	✓	2				
K	11	✓		1				

R I R S S N G T L N K

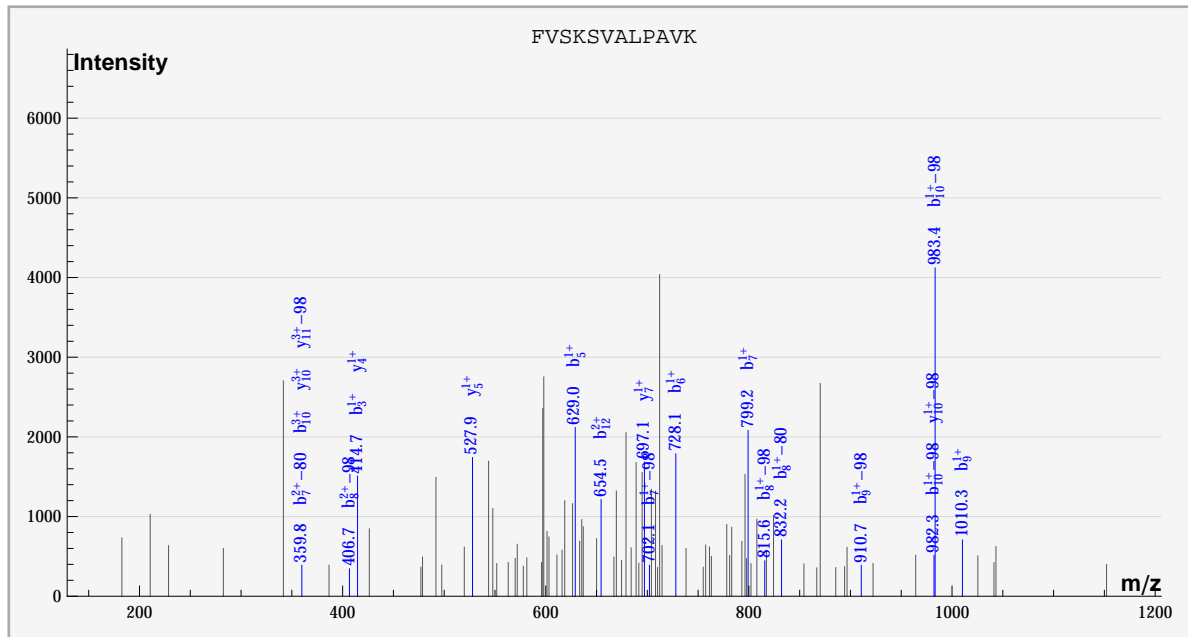
dbValid true RGLDALGVEYR PHOS(1) 2. 665. -0.178463 5.27653 100. ? 2508.
 S_Acido_new%gi|68566912|gb|AA79841.1| RGLDALGVEYR%:.....PHOS::%sample_0%cmpd_1161



	#	b	b*	#	y	y*	P	P*
R	1							✓
G	2			10	✓	✓		
L	3	✓		9				
D	4			8	✓	✓		
A	5			7	✓	✓		
L	6	✓		6	✓	✓		
G	7	✓		5	✓	✓		
V	8	✓		4	✓			
E	9			3	✓			
Y	10	✓	✓	2	✓			
R	11			1				

[R] [G] [L] [D] [A] [L] [G] [V] [E] [Y] R

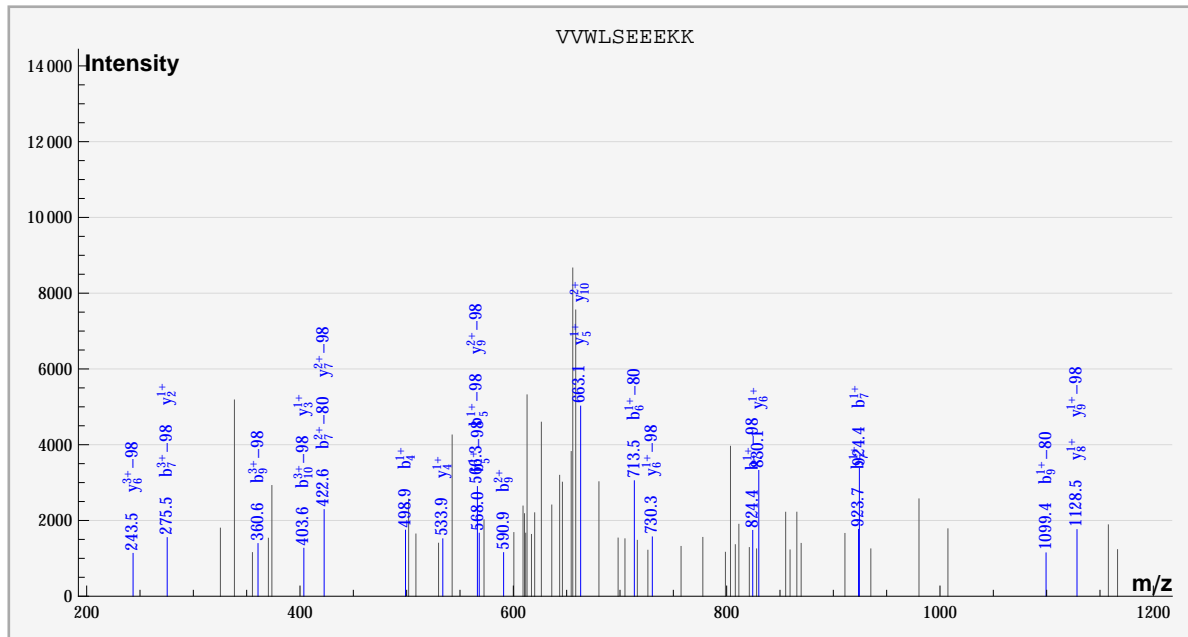
dbValid true FVSKSVALPAVK PHOS(1) 2. 665. -1.63495 5.56645 100. ? 3648.
 S_Acido_new%gi|68567852|gb|AAV80781.1| FVSKSVALPAVK%:::PHOS:::sample_0%compd_2201



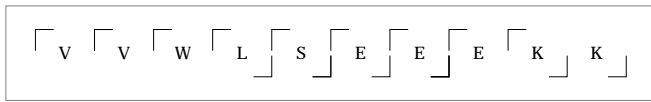
	#	b	b*	#	y	y*	P	P*
F	1							
V	2			11		✓		
S	3	✓		10	✓	✓		
K	4			9				
S	5	✓		8				
V	6	✓		7	✓			
A	7	✓	✓	6				
L	8		✓	5	✓			
P	9	✓	✓	4	✓			
A	10	✓	✓	3				
V	11			2				
K	12	✓		1				

F V S K S V A L P A V K

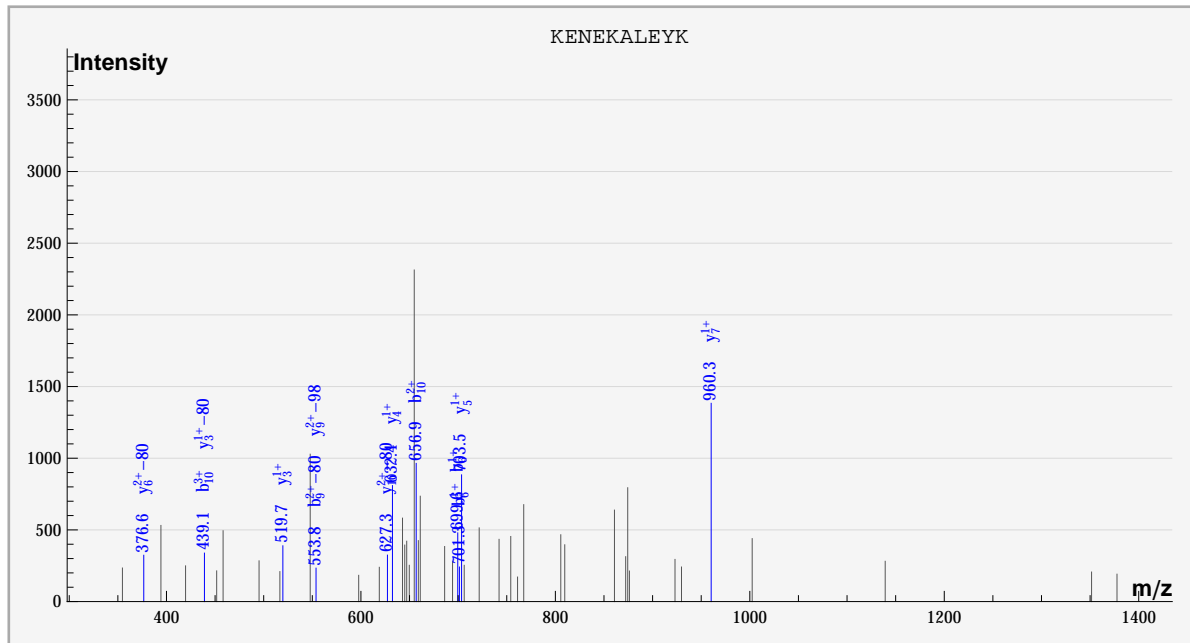
dbValid true VVWLSEEEKK PHOS(1) 2. 665.14 -1.31933 5.03533 100. ? 2016.
 S_Acido_new%gi|68566862|gb|AAY79791.1| VVWLSEEEKK%::::PHOS::::%sample_1%cmpd_680



	#	b	b*	#	y	y*	P	P*
V	1						✓	
V	2			9		✓		
W	3			8	✓			
L	4	✓		7		✓		
S	5		✓	6	✓	✓		
E	6		✓	5	✓			
E	7	✓	✓	4	✓			
E	8			3	✓			
K	9	✓	✓	2	✓			
K	10		✓	1				



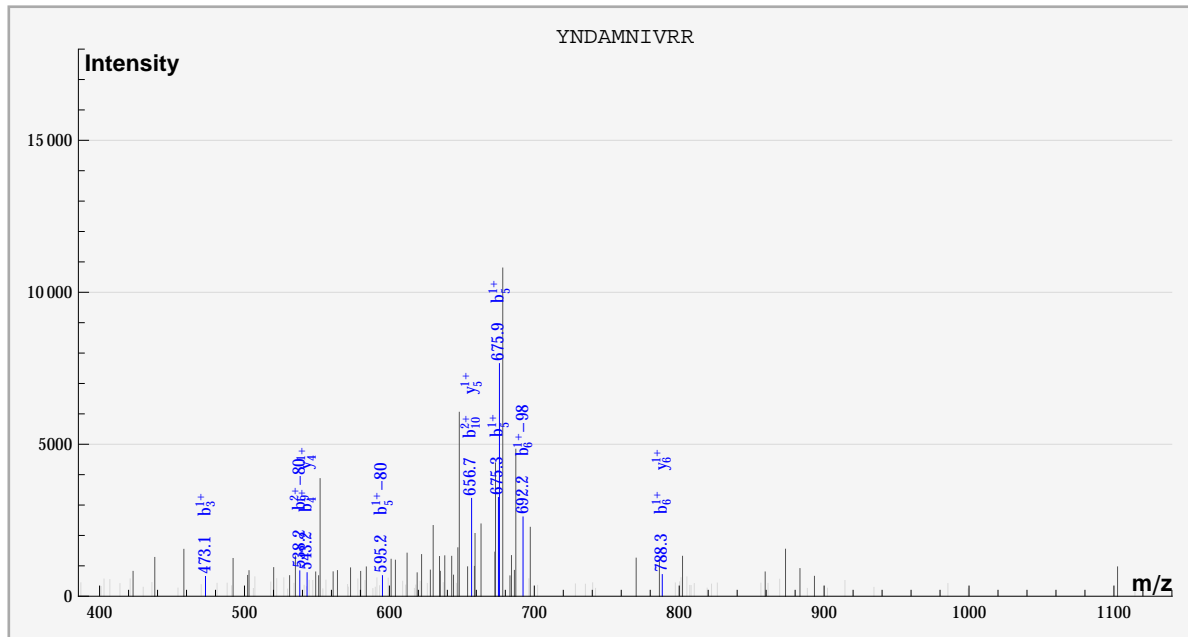
dbValid true KENEKALEYK PHOS(1) 2. 666. 0.315757 5.03754 100. ? 2730.
 S_Acido_new%gii68567153|gb|AAY80082.1| KENEKALEYK%:.....PHOS::%sample_2%compd_1285



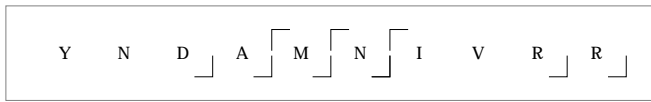
	#	b	b*	#	y	y*	P	P*
K	1							✓
E	2			9		✓		
N	3			8				
E	4			7	✓			
K	5			6		✓		
A	6	✓		5	✓			
L	7			4	✓			
E	8			3	✓	✓		
Y	9		✓	2				
K	10	✓		1				



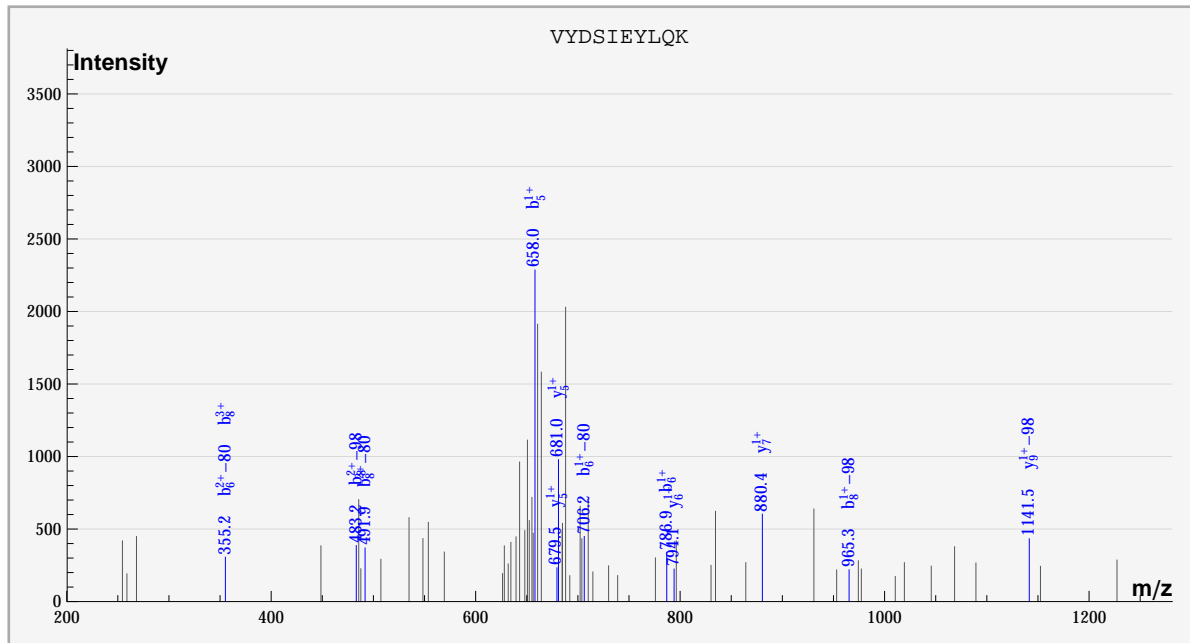
dbValid true YNDAMNIVRR PHOS(1) 2. 668. -1.70007 5.02851 100. ? 2340.
 S_Acido_new%gi|68566710|gb|AAY79639.1| YNDAMNIVRR%:PHOS:.....:sample_3%cpd_948



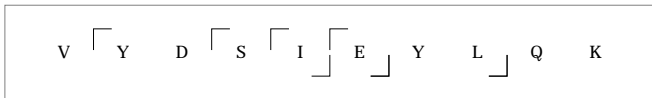
	#	b	b*	#	y	y*	P	P*
Y	1							
N	2			9				
D	3	✓		8				
A	4	✓		7				
M	5	✓	✓	6	✓			
N	6	✓	✓	5	✓			
I	7			4	✓			
V	8			3				
R	9		✓	2				
R	10	✓		1				



dbValid true VYDSIEYLQK PHOS(1) 2. 668. 1.30486 5.14505 100. ? 3054.
 S_Acido_new%gil68568630|gb|AAy81559.1| VYDSIEYLQK%::PHOS:::sample_2%compd_1564

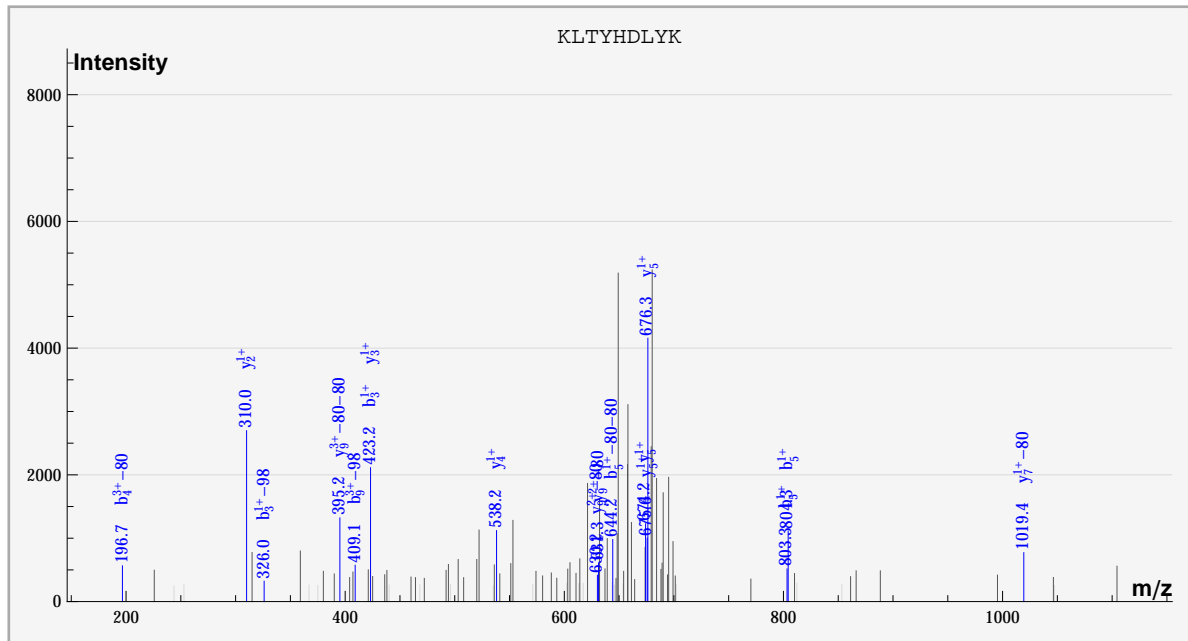


	#	b	b*	#	y	y*	P	P*
V	1							
Y	2			9		✓		
D	3			8				
S	4			7		✓		
I	5	✓		6		✓		
E	6	✓	✓	5		✓		
Y	7			4				
L	8	✓	✓	3				
Q	9			2				
K	10			1				



dbValid true KLTYHDLYK PHOS(2) 2. 669. 1.78798 4.9251 100. ? 2208.

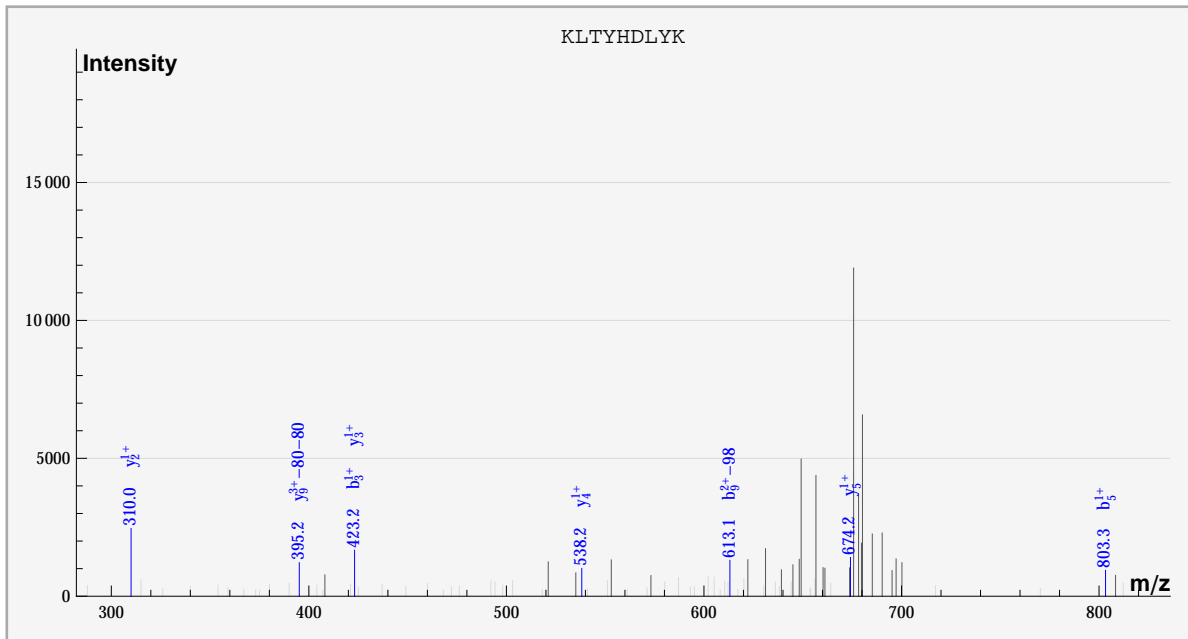
S_Acido_new%gi|68566793|gb|AAy79722.1| KLTYHDLYK%:::PHOS:PHOS:::sample_3%compd_838



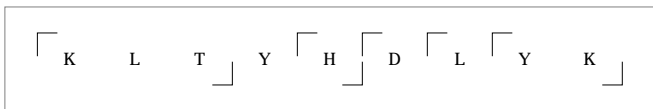
	#	b	b*	#	y	y*	P	P*
K	1							✓
L	2			8				
T	3	✓	✓	7		✓		
Y	4		✓	6				
H	5	✓	✓	5		✓		
D	6			4		✓		
L	7			3		✓		
Y	8			2		✓		
K	9		✓	1				

┌ K L T Y H D L Y K ┐

dbValid true KLT YHDLYK PHOS(2) 2. 669. 1.78798 5.04828 100. ? 2256.
 S_Acido_new%gi|68566793|gb|AA Y79722.1| KLT YHDLYK%:::PHOS:PHOS:::sample_3%cmpd_878

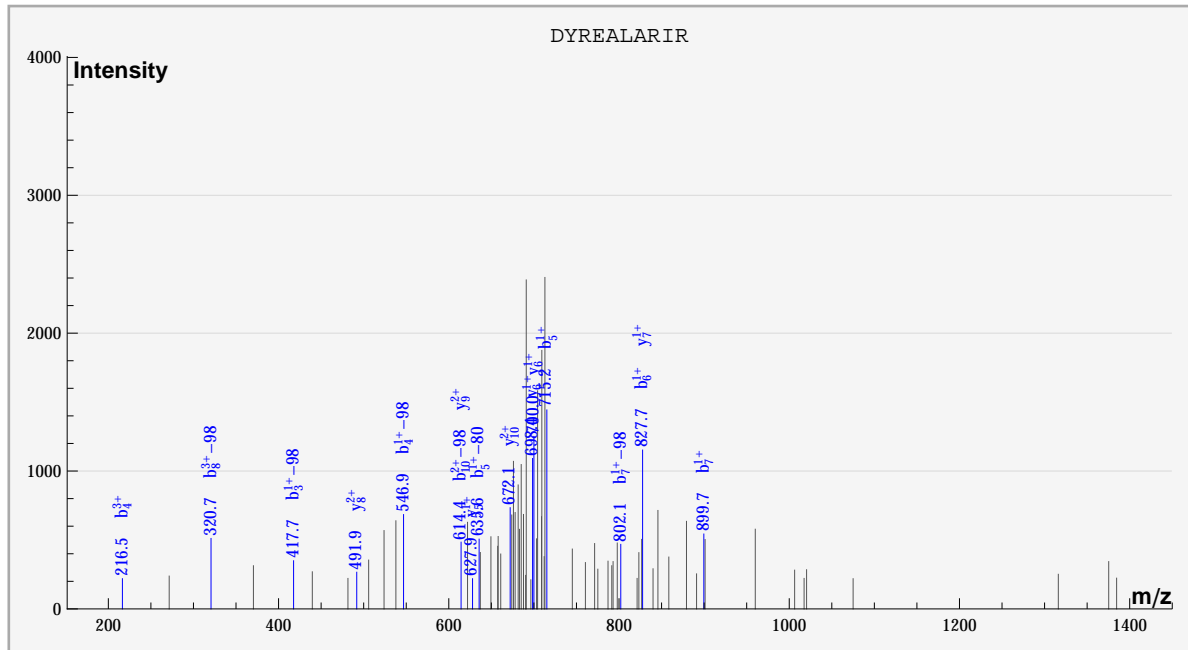


	#	b	b*	#	y	y*	P	P*
K	1							✓
L	2			8				
T	3	✓		7				
Y	4			6				
H	5	✓		5	✓			
D	6			4	✓			
L	7			3	✓			
Y	8			2	✓			
K	9		✓	1				



dbValid true DYREALARIR PHOS(1) 2. 670. 1.83498 5.22757 100. ? 2730.

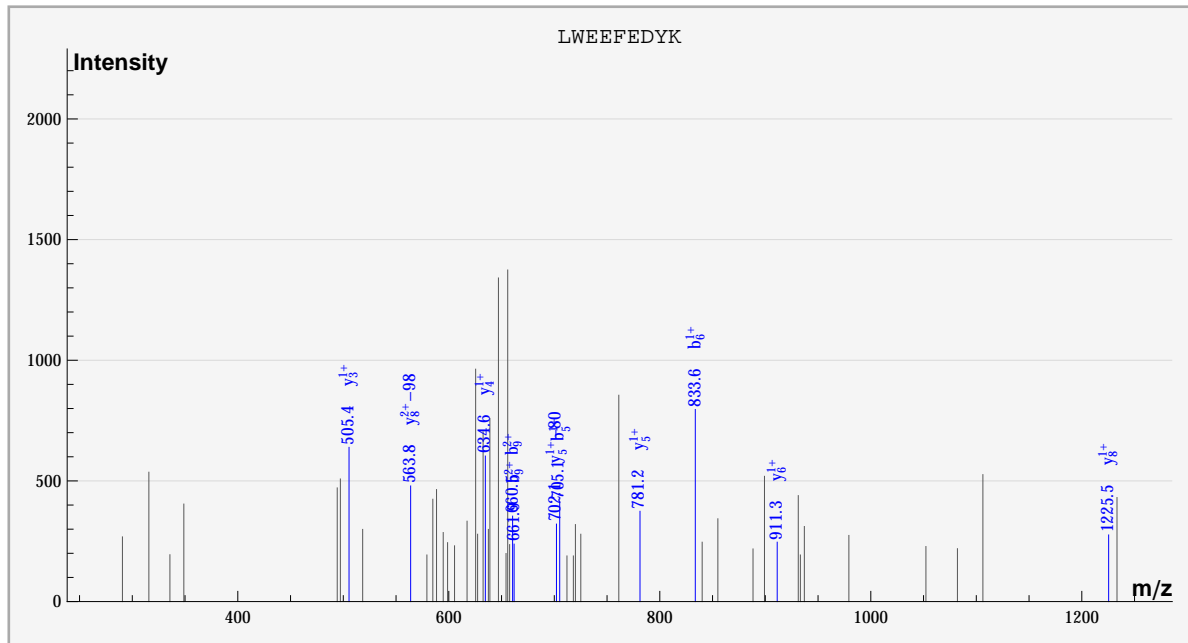
S_Acido_new%gi|68567654|gb|AAY80583.1| DYREALARIR%::PHOS:::sample_0%compd_1352



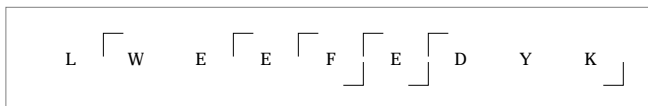
	#	b	b*	#	y	y*	P	P*
D	1							✓
Y	2			9		✓		
R	3		✓	8		✓		
E	4	✓	✓	7		✓		
A	5	✓	✓	6		✓		
L	6	✓		5		✓		
A	7	✓	✓	4				
R	8		✓	3				
I	9			2				
R	10		✓	1				

D Y R E A L A R I R

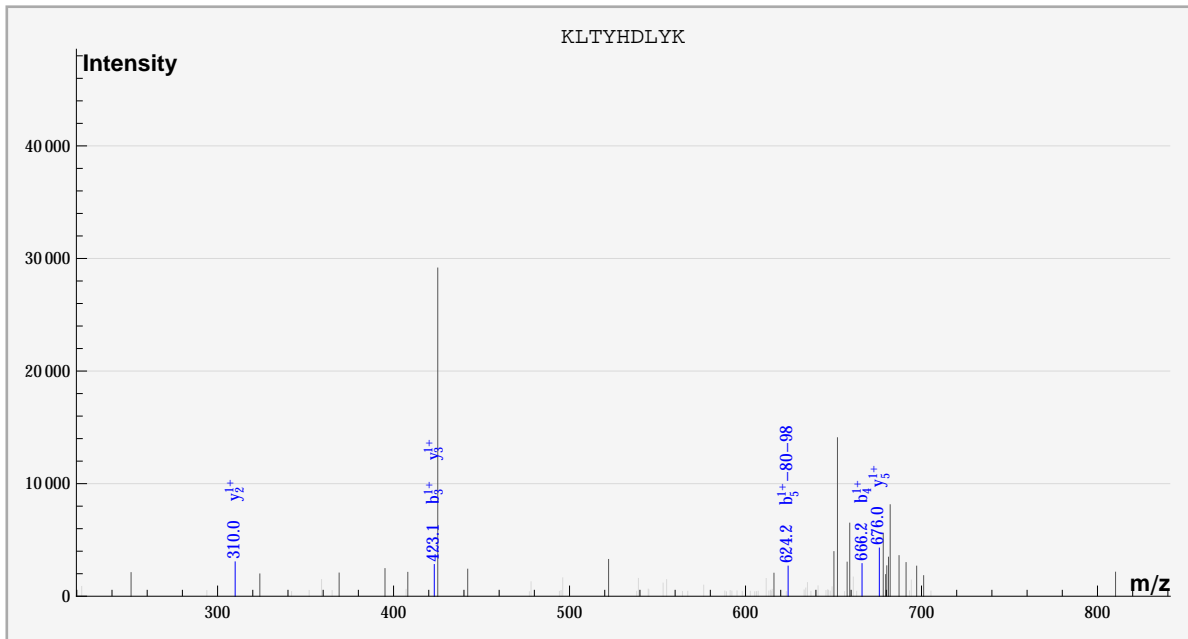
dbValid true LWEEFEDYK PHOS(1) 2. 671. -1.23189 5.88494 100. ? 1806.
 S_Acido_new%gi|68567492|gb|AAY80421.1| LWEEFEDYK%::::::PHOS::%sample_0%compd_513



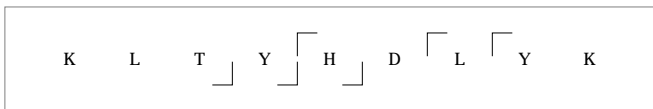
	#	b	b*	#	y	y*	P	P*
L	1							
W	2			8	✓	✓		
E	3			7				
E	4			6	✓			
F	5	✓		5	✓	✓		
E	6	✓		4	✓			
D	7			3	✓			
Y	8			2				
K	9	✓		1				



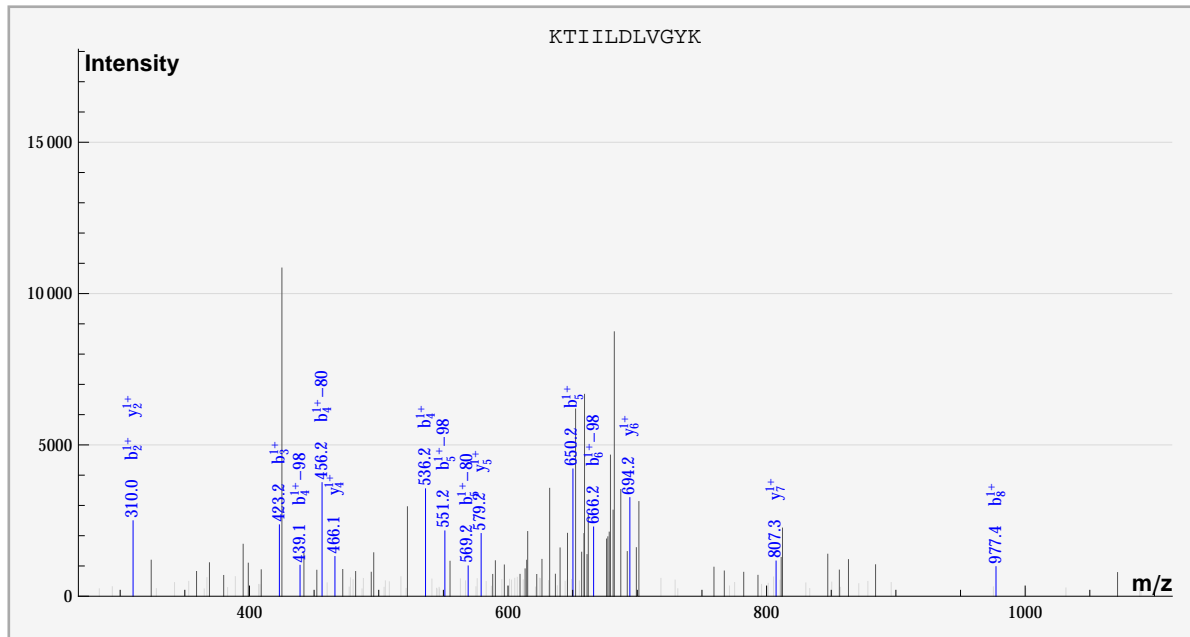
dbValid true KLT YHDLYK PHOS(2) 2. 671. -0.212018 5.39818 100. ? 2346.
 S_Acido_new%gi|68566793|gb|AA79722.1| KLT YHDLYK%:::PHOS:PHOS:::sample_0%compd_957



	#	b	b*	#	y	y*	P	P*
K	1							
L	2			8				
T	3	✓		7				
Y	4	✓		6				
H	5		✓	5	✓			
D	6			4				
L	7			3	✓			
Y	8			2	✓			
K	9			1				



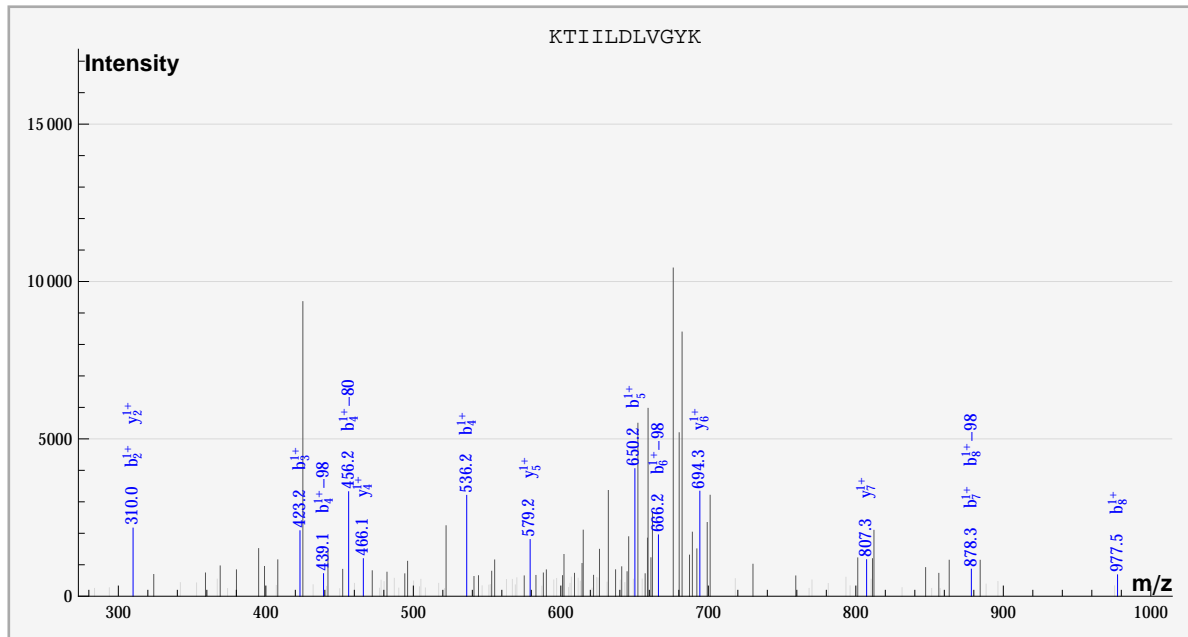
dbValid true KTILDLVGYK PHOS(1) 2. 671. 0.872707 5.15447 100. ? 2556.
 S_Acido_new%gil68567257|gb|AAY80186.1| KTILDLVGYK%::PHOS:::sample_0%compd_1144



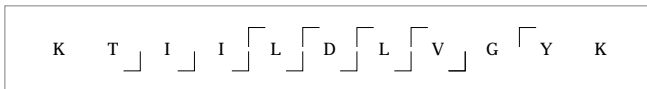
	#	b	b*	#	y	y*	P	P*
K	1							
T	2	✓		10				
I	3	✓		9				
I	4	✓	✓	8				
L	5	✓	✓	7	✓			
D	6		✓	6	✓			
L	7			5	✓			
V	8	✓		4	✓			
G	9			3				
Y	10			2	✓			
K	11			1				

K T I I L D L V G Y K

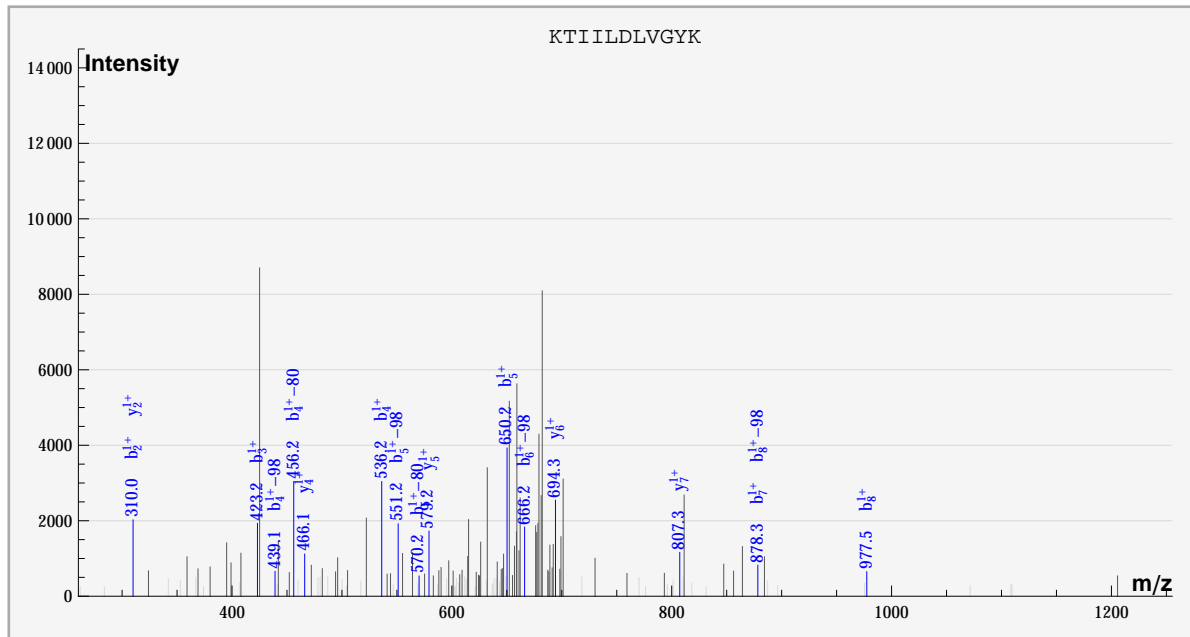
dbValid true KTILDLVGYK PHOS(1) 2. 671. 0.872707 5.25437 100. ? 2586.
 S_Acido_new%gil68567257|gb|AAy80186.1| KTILDLVGYK%::PHOS:::sample_0%cmpd_1165



	#	b	b*	#	y	y*	P	P*
K	1							
T	2	✓		10				
I	3	✓		9				
I	4	✓	✓	8				
L	5	✓		7	✓			
D	6		✓	6	✓			
L	7	✓		5	✓			
V	8	✓	✓	4	✓			
G	9			3				
Y	10			2	✓			
K	11			1				



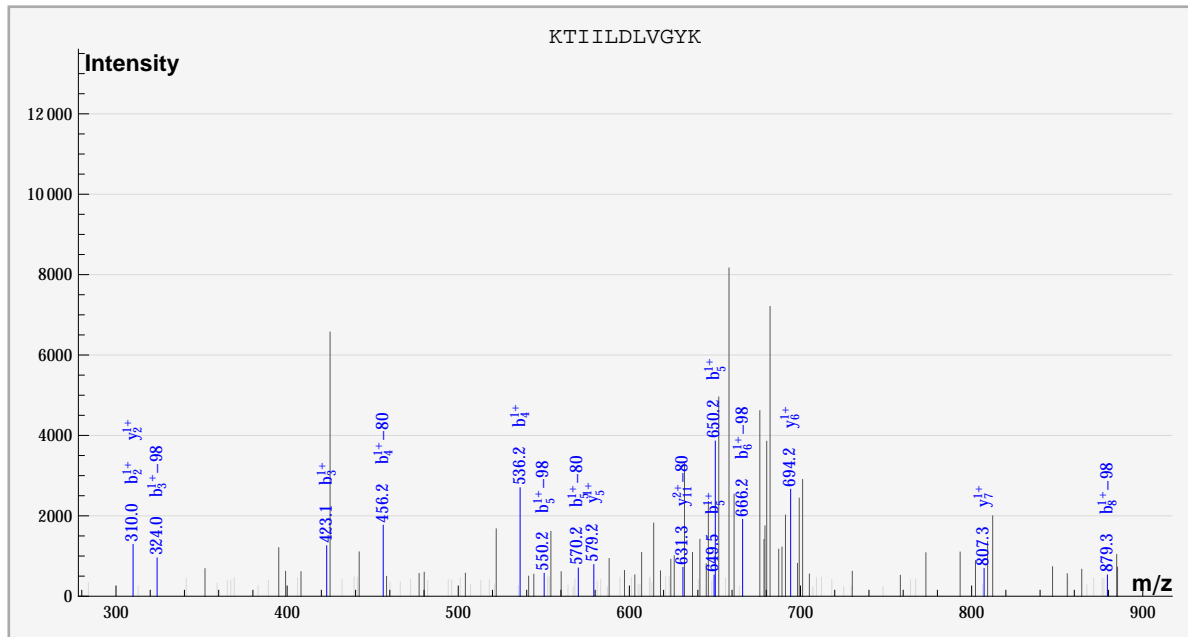
dbValid true KTIIIDLVGYK PHOS(1) 2. 671. 0.872707 5.41288 100. ? 2598.
 S_Acido_new%gil68567257|gb|AAY80186.1| KTIIIDLVGYK%::PHOS:::sample_0%compd_1175



	#	b	b*	#	y	y*	P	P*
K	1							
T	2	✓		10				
I	3	✓		9				
I	4	✓	✓	8				
L	5	✓	✓	7	✓			
D	6		✓	6	✓			
L	7	✓		5	✓			
V	8	✓	✓	4	✓			
G	9			3				
Y	10			2	✓			
K	11			1				

K T I I L D L V G Y K

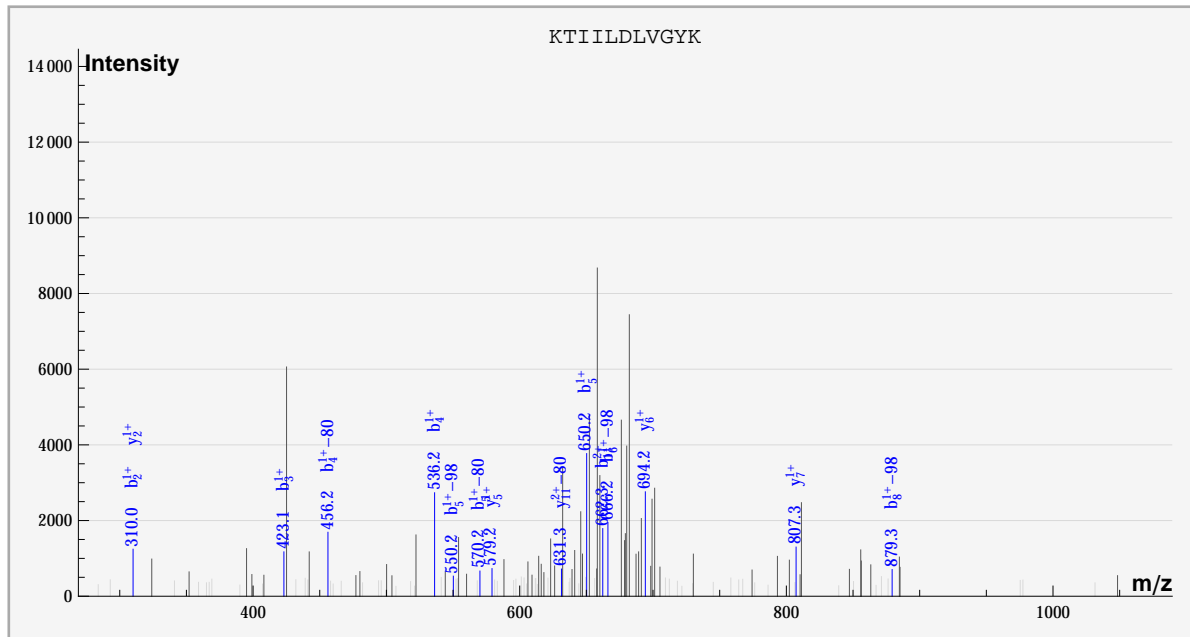
dbValid true KTIIIDLVLGYK PHOS(1) 2. 671. 0.872707 5.84899 100. ? 2676.
 S_Acido_new%gi|68567257|gb|AAV80186.1| KTIIIDLVLGYK%::PHOS:::sample_0%compd_1248



	#	b	b*	#	y	y*	P	P*
K	1							✓
T	2	✓		10				
I	3	✓	✓	9				
I	4	✓	✓	8				
L	5	✓	✓	7	✓			
D	6		✓	6	✓			
L	7			5	✓			
V	8		✓	4				
G	9			3				
Y	10			2	✓			
K	11			1				

⌈ K T ⌋ I ⌋ I ⌋ L ⌋ D ⌋ L V ⌋ G ⌈ Y K

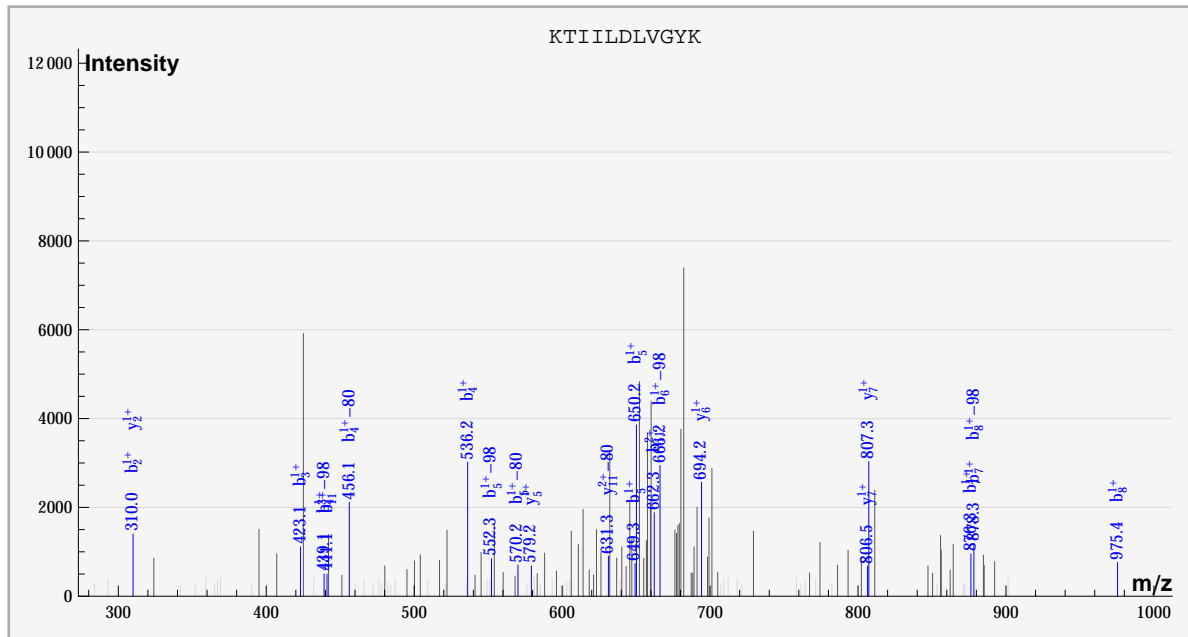
dbValid true KTILDLVGYK PHOS(1) 2. 671. 0.872707 6.10026 100. ? 2688.
 S_Acido_new%gil68567257|gb|AAY80186.1| KTILDLVGYK%:PHOS:::sample_0%cmpd_1258



	#	b	b*	#	y	y*	P	P*
K	1							✓
T	2	✓		10				
I	3	✓		9				
I	4	✓	✓	8				
L	5	✓	✓	7	✓			
D	6		✓	6	✓			
L	7			5	✓			
V	8		✓	4				
G	9			3				
Y	10			2	✓			
K	11	✓		1				

[K T I I L D L V G Y K]

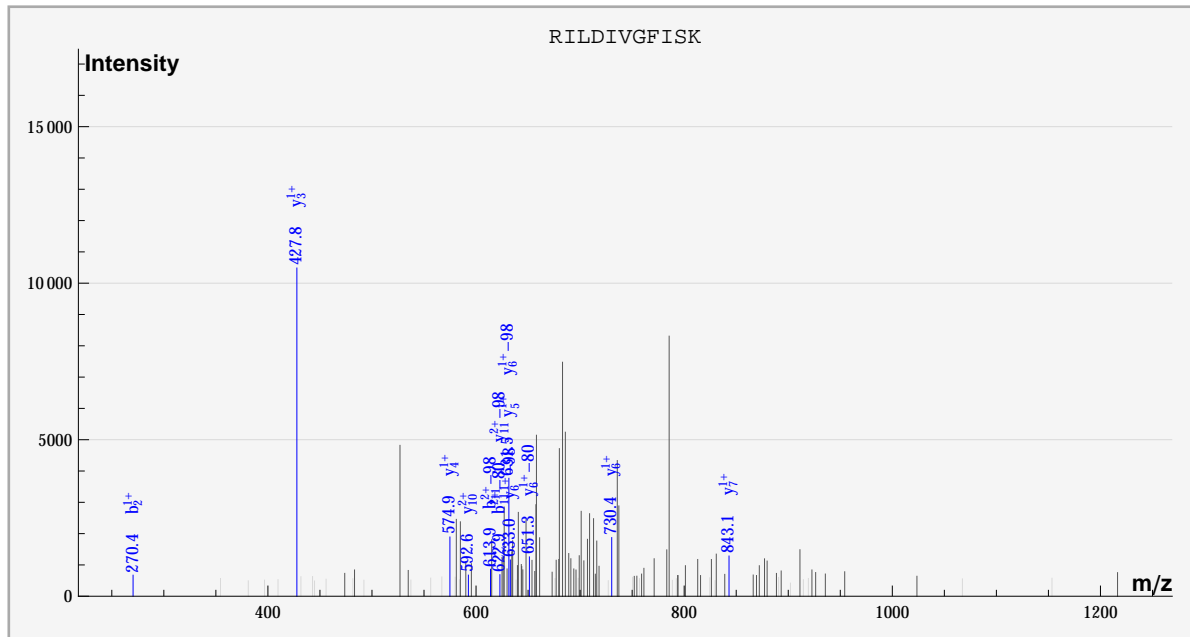
dbValid true KTILDLVGYK PHOS(1) 2. 671. 0.872707 5.3156 100. ? 2712.
 S_Acido_new%gil68567257|gb|AAY80186.1| KTILDLVGYK%::PHOS:::sample_0%cmpd_1279



	#	b	b*	#	y	y*	P	P*
K	1							✓
T	2	✓		10				
I	3	✓		9				
I	4	✓	✓	8				
L	5	✓	✓	7	✓			
D	6		✓	6	✓			
L	7	✓		5	✓			
V	8	✓	✓	4				
G	9			3				
Y	10			2	✓			
K	11	✓		1				

[K T I I L D L V G Y K]

dbValid true RILDIVGFISK PHOS(1) 2. 671. -0.129503 5.24947 100. ? 3114.
 S_Acido_new%gi|68567344|gb|AAY80273.1| RILDIVGFISK%:.....PHOS::%sample_0%cmpd_1706

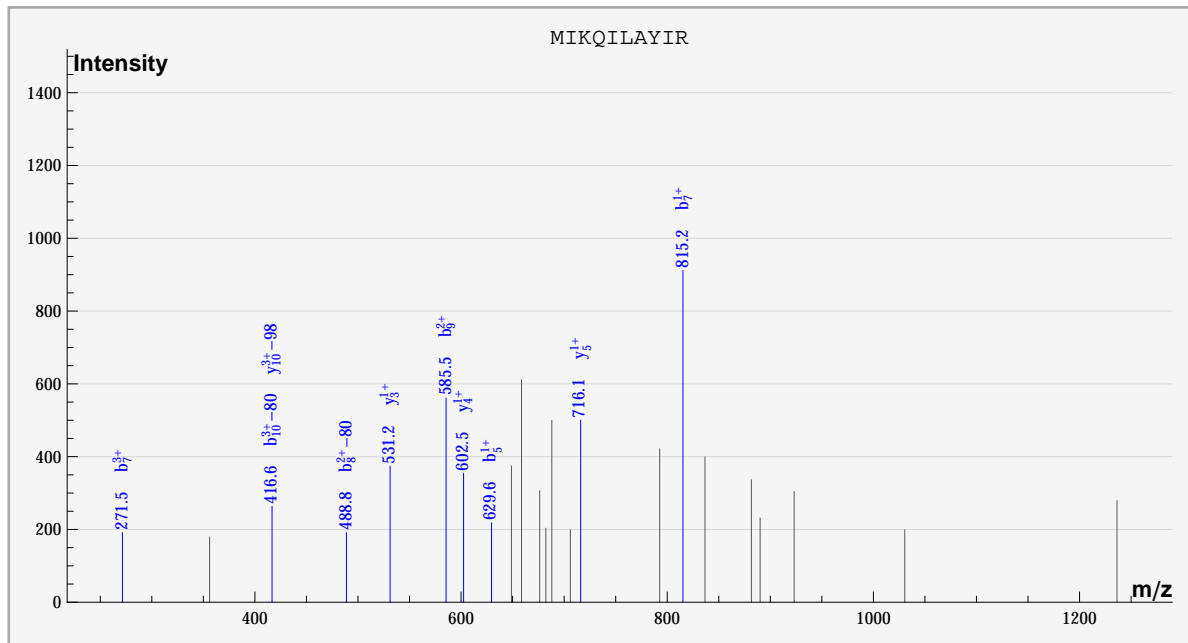


	#	b	b*	#	y	y*	P	P*
R	1							✓
I	2	✓		10	✓			
L	3			9				
D	4			8				
I	5			7	✓			
V	6			6	✓	✓		
G	7			5	✓			
F	8			4	✓			
I	9			3	✓			
S	10			2				
K	11		✓	1				

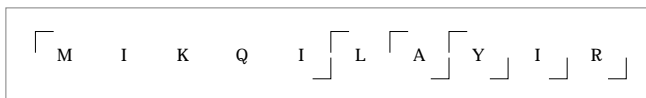
「 R 「 I 「 L D 「 I 「 V 「 G 「 F 「 I S K 」

dbValid true MIKQILAYIR Oxidation_M(1),PHOS(1) 2. 671. 1.85908 5.22728 100. ? 4230.

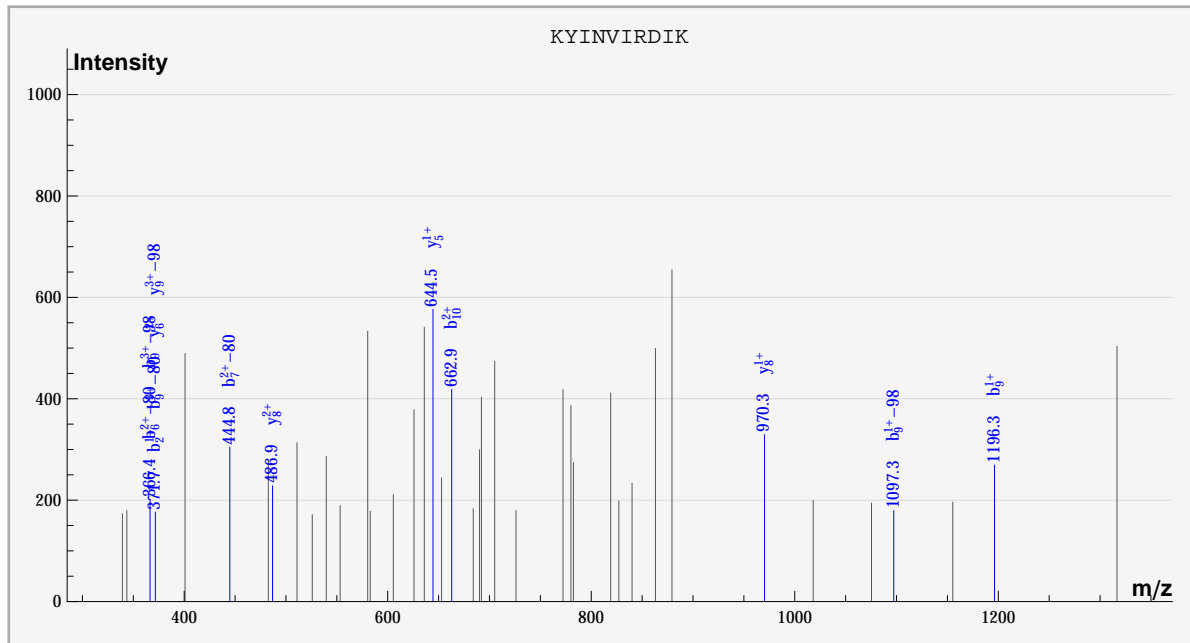
S_Acido_new%gil68567947|gb|AAY80876.1| MIKQILAYIR%:Oxidation_M:::::PHOS:::%sample_0%cmpd_2724



	#	b	b*	#	y	y*	P	P*
M	1							✓
I	2			9				
K	3			8				
Q	4			7				
I	5	✓		6				
L	6			5	✓			
A	7	✓		4	✓			
Y	8		✓	3	✓			
I	9	✓		2				
R	10		✓	1				



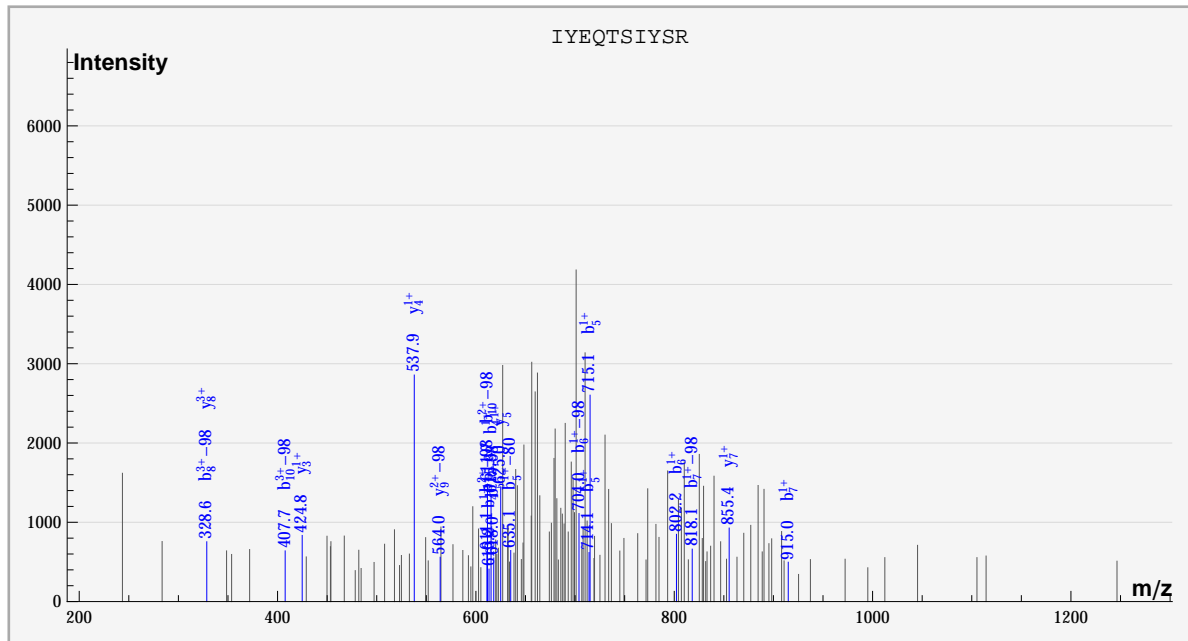
dbValid true KYINVIRDIK PHOS(1) 2. 672. -0.631873 5.17483 100. ? 1710.
 S_Acido_new%gi|68567496|gb|AAY80425.1| KYINVIRDIK%::PHOS:.....%sample_0%cmpd_426



	#	b	b*	#	y	y*	P	P*
K	1							
Y	2	✓		9		✓		
I	3			8	✓			
N	4			7				
V	5			6	✓			
I	6		✓	5	✓			
R	7		✓	4				
D	8			3				
I	9	✓	✓	2				
K	10	✓		1				



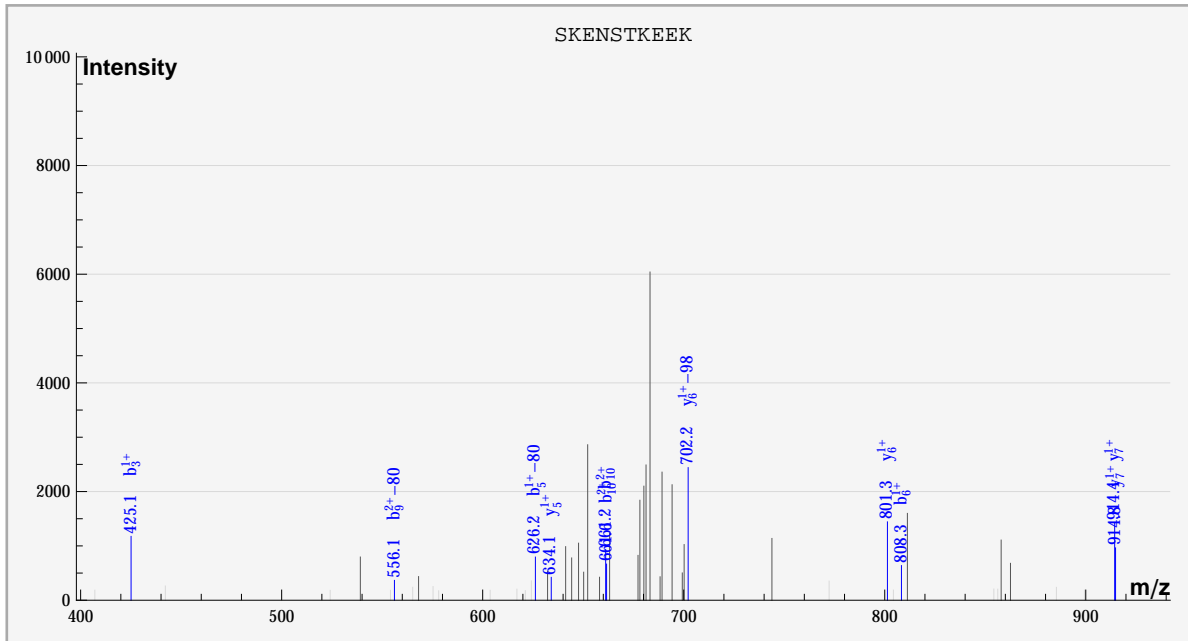
dbValid true IYEQTSIYSR PHOS(1) 2. 672. -1.69988 5.22299 100. ? 2706.
 S_Acido_new%gil68567379|gb|AAY80308.1| IYEQTSIYSR%::PHOS:.....%sample_0%cmpd_1332



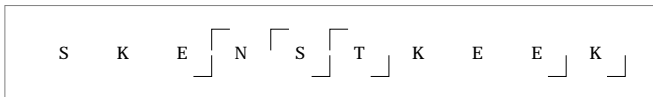
	#	b	b*	#	y	y*	P	P*
I	1							
Y	2			9		✓		
E	3			8		✓		
Q	4	✓		7		✓		
T	5	✓	✓	6				
S	6	✓	✓	5		✓		
I	7	✓	✓	4		✓		
Y	8		✓	3		✓		
S	9			2				
R	10		✓	1				



dbValid true SKENSTKEEK PHOS(2) 2. 672. -1.73747 5.00458 100. ? 3210.
 S_Acido_new%gii68567804|gb|AAY80733.1| SKENSTKEEK%:PHOS:::PHOS:::sample_0%compd_1703

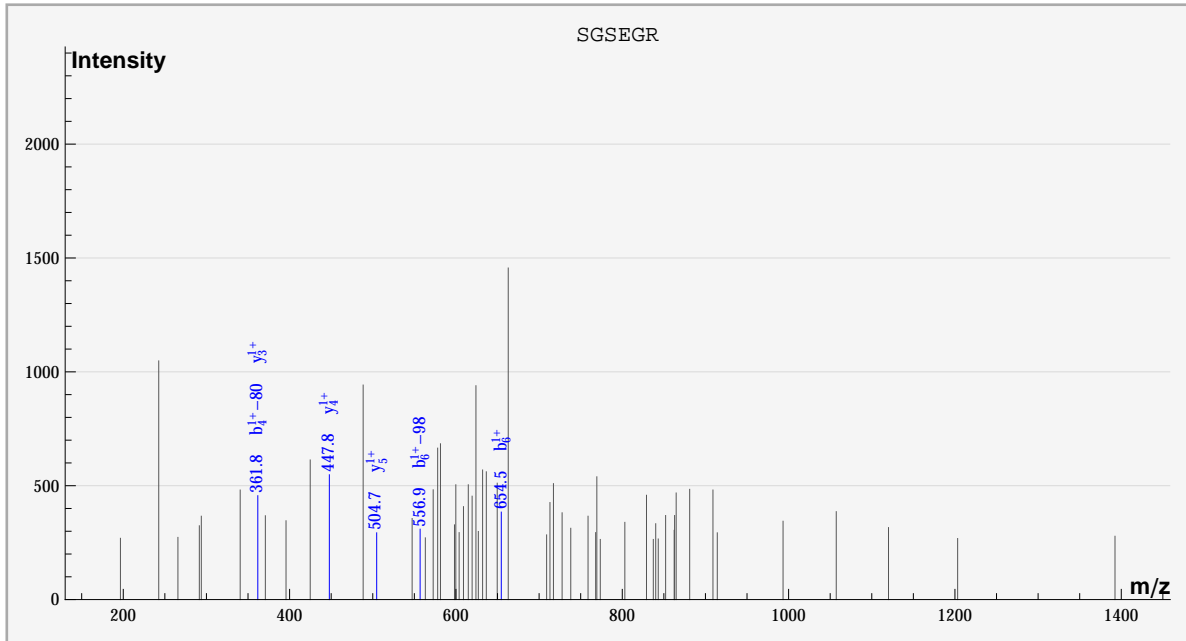


	#	b	b*	#	y	y*	P	P*
S	1							
K	2			9				
E	3	✓		8				
N	4			7	✓			
S	5		✓	6	✓	✓		
T	6	✓		5	✓			
K	7			4				
E	8			3				
E	9		✓	2				
K	10	✓		1				

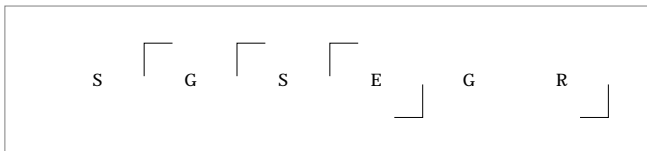


dbValid true SGSEGR PHOS(1) 1. 673. -0.765165 5.26388 100. ? 1698.

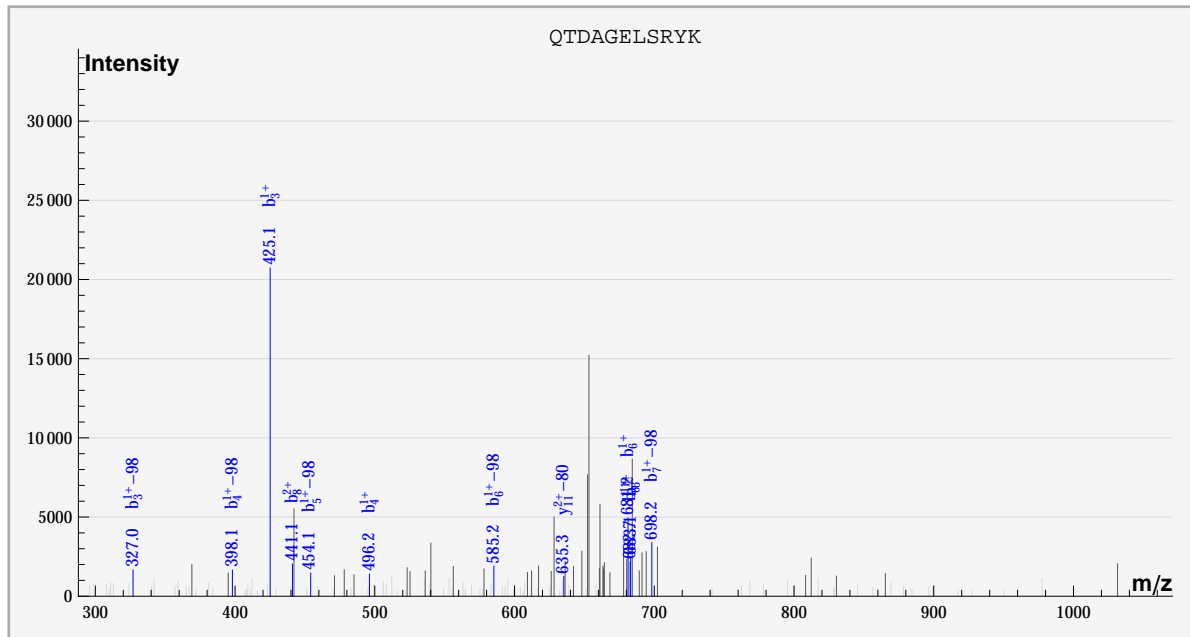
S_Acido_new%gi|68567998|gb|AAY80927.1| SGSEGR%:PHOS:::sample_0%compd_415



	#	b	b*	#	y	y*	P	P*
S	1							
G	2			5	✓			
S	3			4	✓			
E	4	✓		3	✓			
G	5			2				
R	6	✓	✓	1				



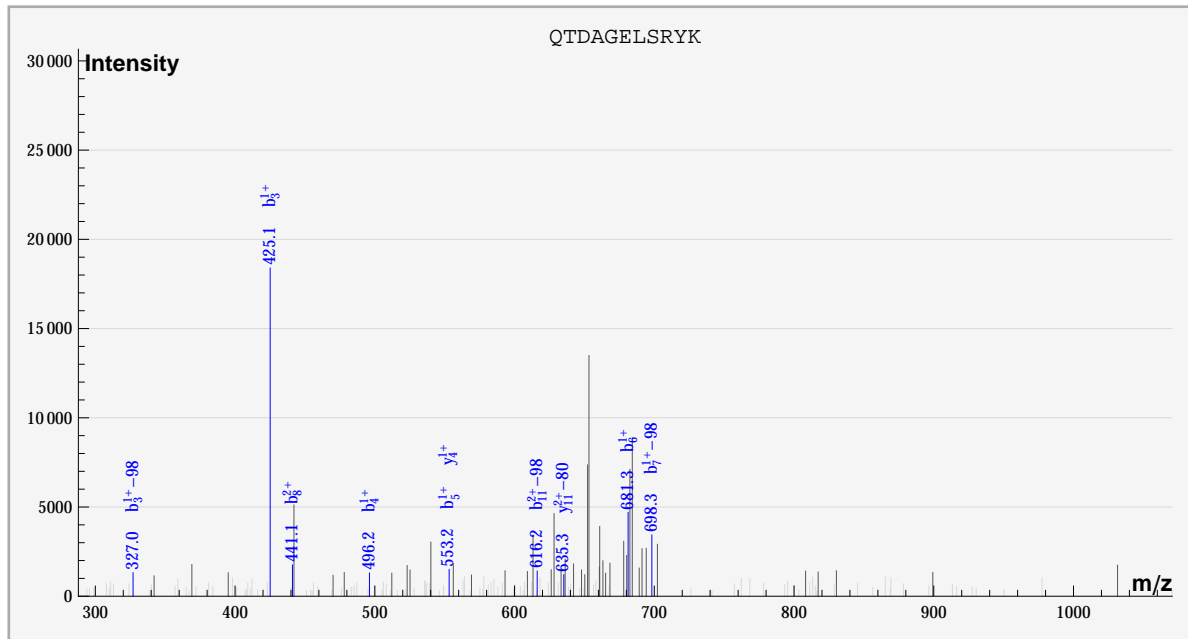
dbValid true QTDAGELSRYSK PHOS(1) 2. 673. 1.30064 5.26972 100. ? 2430.
 S_Acido_new%gi|68567040|gb|AA79969.1| QTDAGELSRYSK%::PHOS:::sample_0%compd_1033



	#	b	b*	#	y	y*	P	P*
Q	1							✓
T	2			10				
D	3	✓	✓	9				
A	4	✓	✓	8				
G	5		✓	7				
E	6	✓	✓	6				
L	7		✓	5				
S	8	✓		4				
R	9			3				
Y	10			2				
K	11			1				

Q T D A G E L S R Y K

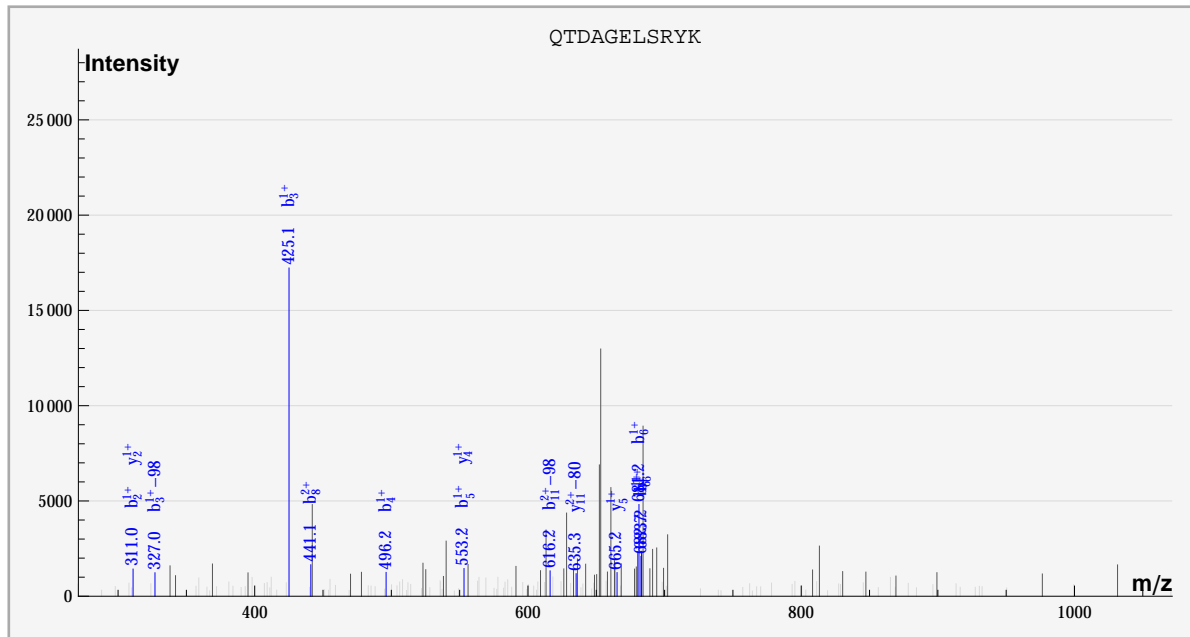
dbValid true QTDAGELSRYSK PHOS(1) 2. 673. 1.30064 5.5691 100. ? 2454.
 S_Acido_new%gil68567040|gb|AA79969.1| QTDAGELSRYSK%::PHOS:::sample_0%compd_1053



	#	b	b*	#	y	y*	P	P*
Q	1							✓
T	2			10				
D	3	✓	✓	9				
A	4	✓		8				
G	5	✓		7				
E	6	✓		6				
L	7		✓	5				
S	8	✓		4	✓			
R	9			3				
Y	10			2				
K	11		✓	1				

Q T D A G E L S R Y K

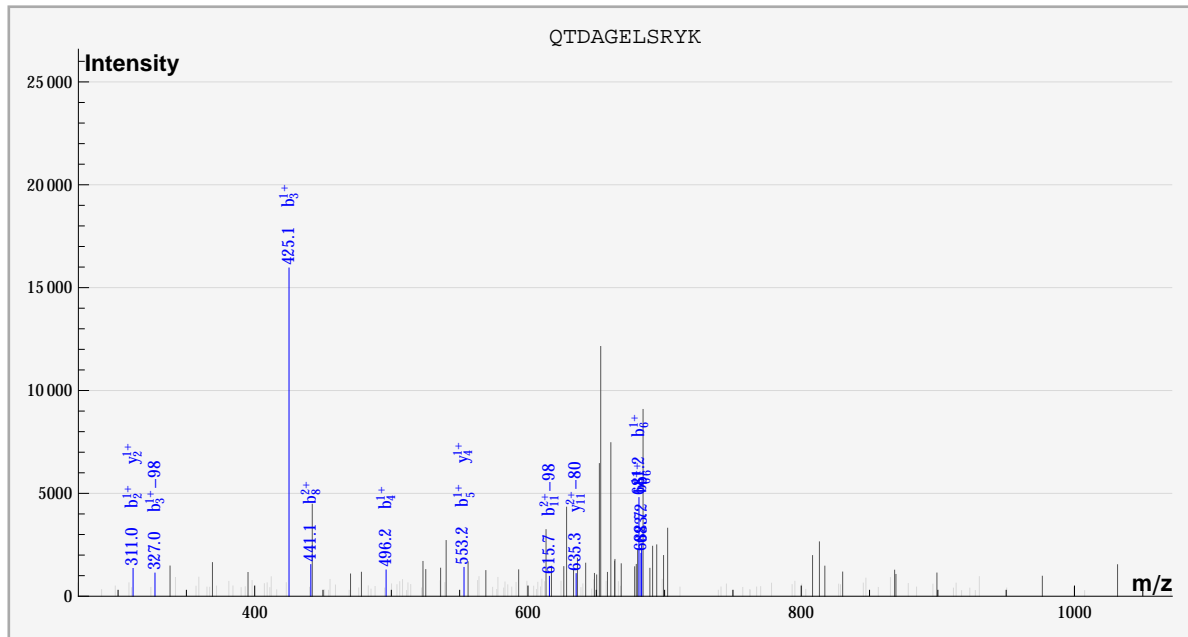
dbValid true QTDAGELSRYSK PHOS(1) 2. 673. 1.30064 5.47114 100. ? 2466.
 S_Acido_new%gil68567040|gb|AA79969.1| QTDAGELSRYSK%::PHOS:::sample_0%compd_1063



	#	b	b*	#	y	y*	P	P*
Q	1							✓
T	2	✓		10				
D	3	✓	✓	9				
A	4	✓		8				
G	5	✓		7				
E	6	✓		6				
L	7			5	✓			
S	8	✓		4	✓			
R	9			3				
Y	10			2	✓			
K	11		✓	1				

Q T D A G E L S R Y K

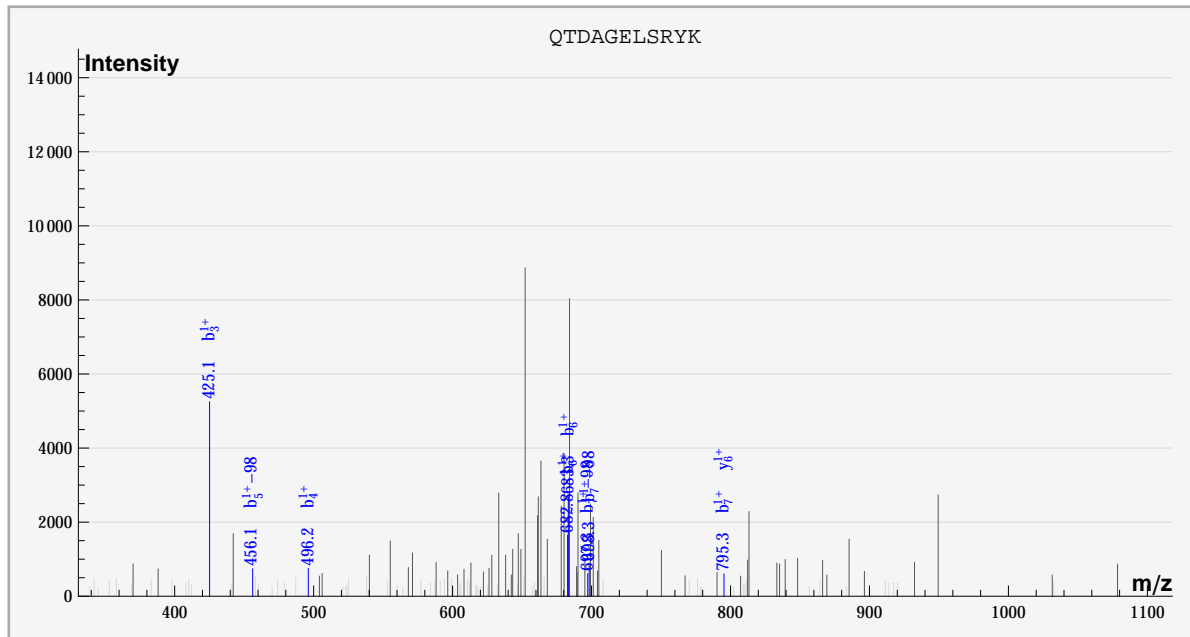
dbValid true QTDAGELSRYSK PHOS(1) 2. 673. 1.30064 5.54198 100. ? 2478.
 S_Acido_new%gi|68567040|gb|AA79969.1| QTDAGELSRYSK%::PHOS%:::sample_0%compd_1073



	#	b	b*	#	y	y*	P	P*
Q	1							✓
T	2	✓		10				
D	3	✓	✓	9				
A	4	✓		8				
G	5	✓		7				
E	6	✓		6				
L	7			5				
S	8	✓		4	✓			
R	9			3				
Y	10			2	✓			
K	11		✓	1				

Q T D A G E L S R Y K

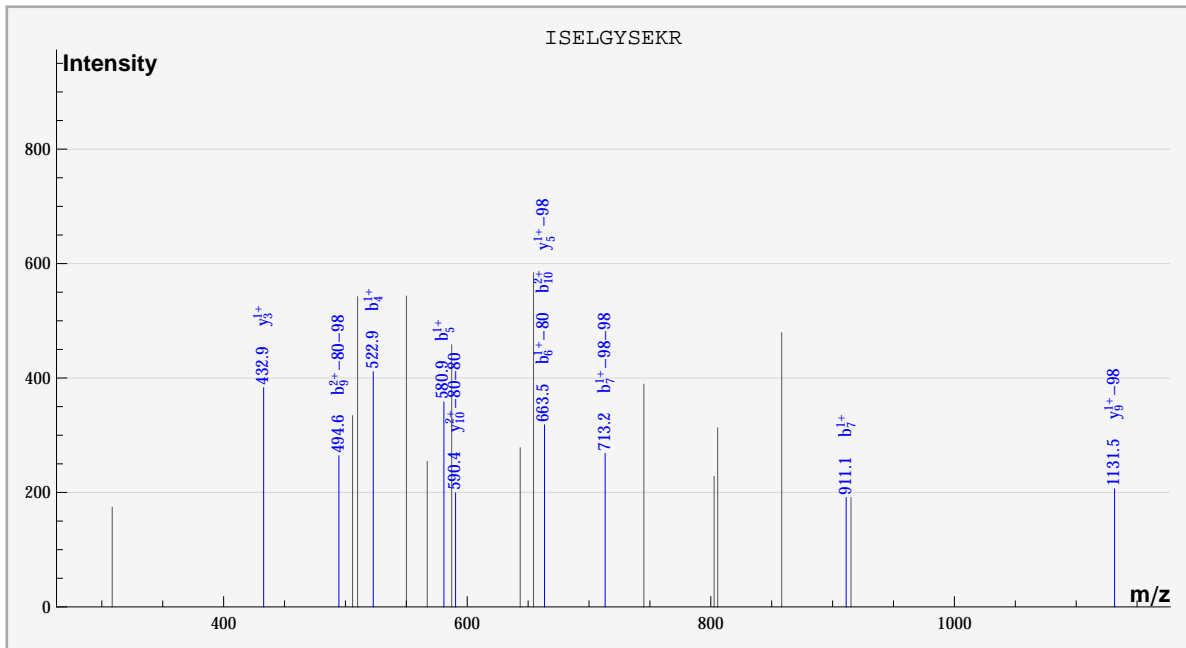
dbValid true QTDAGELSRYSK PHOS(1) 2. 673. 1.30064 4.98225 100. ? 2874.
 S_Acido_new%gi|68567040|gb|AAY79969.1| QTDAGELSRYSK%::PHOS:.....%sample_0%compd_1415



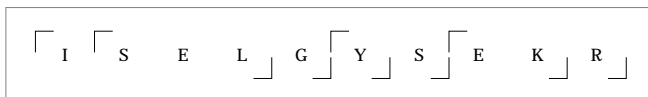
	#	b	b*	#	y	y*	P	P*
Q	1							
T	2			10				
D	3	✓		9				
A	4	✓		8				
G	5		✓	7				
E	6	✓		6	✓			
L	7	✓	✓	5				
S	8			4				
R	9			3				
Y	10			2				
K	11			1				

Q T D A G E L S R Y K

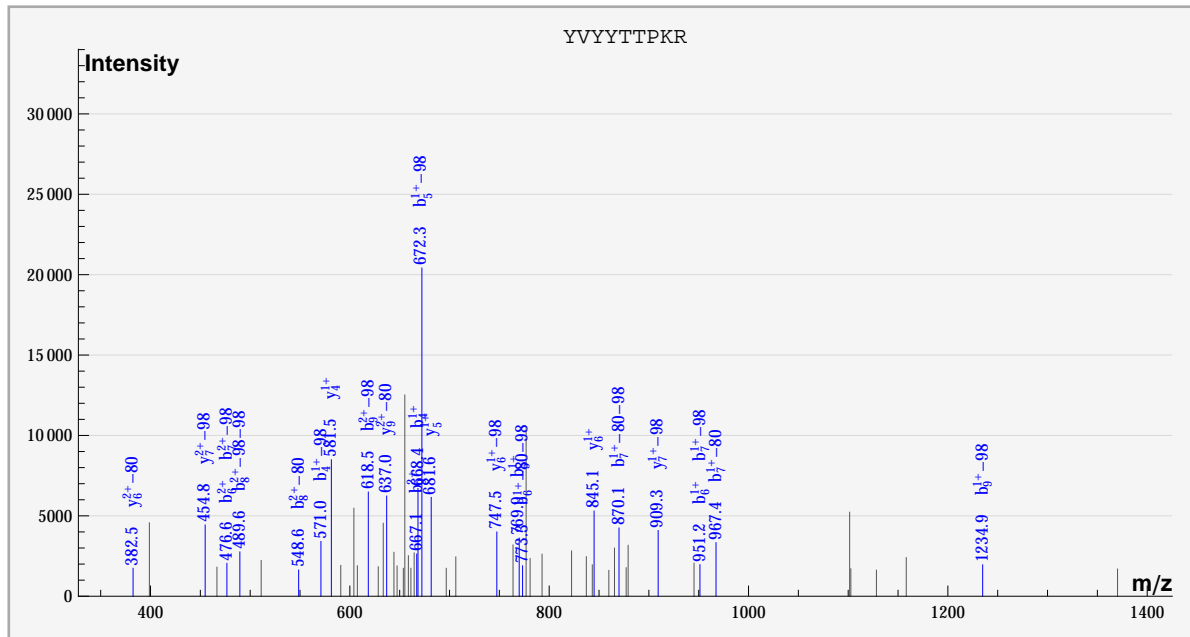
dbValid true ISELGYSEKR PHOS(2) 2. 673. -1.72202 5.06997 100. ? 306.
 S_Acido_new%gi|68566552|gb|AA79481.1| ISELGYSEKR%::PHOS:::PHOS:::sample_0%compd_1570



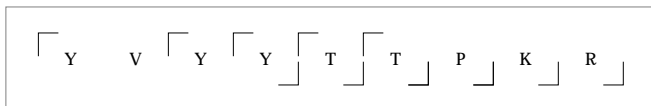
	#	b	b*	#	y	y*	P	P*
I	1							✓
S	2			9		✓		
E	3			8				
L	4	✓		7				
G	5	✓		6				
Y	6		✓	5		✓		
S	7	✓	✓	4				
E	8			3	✓			
K	9		✓	2				
R	10	✓		1				



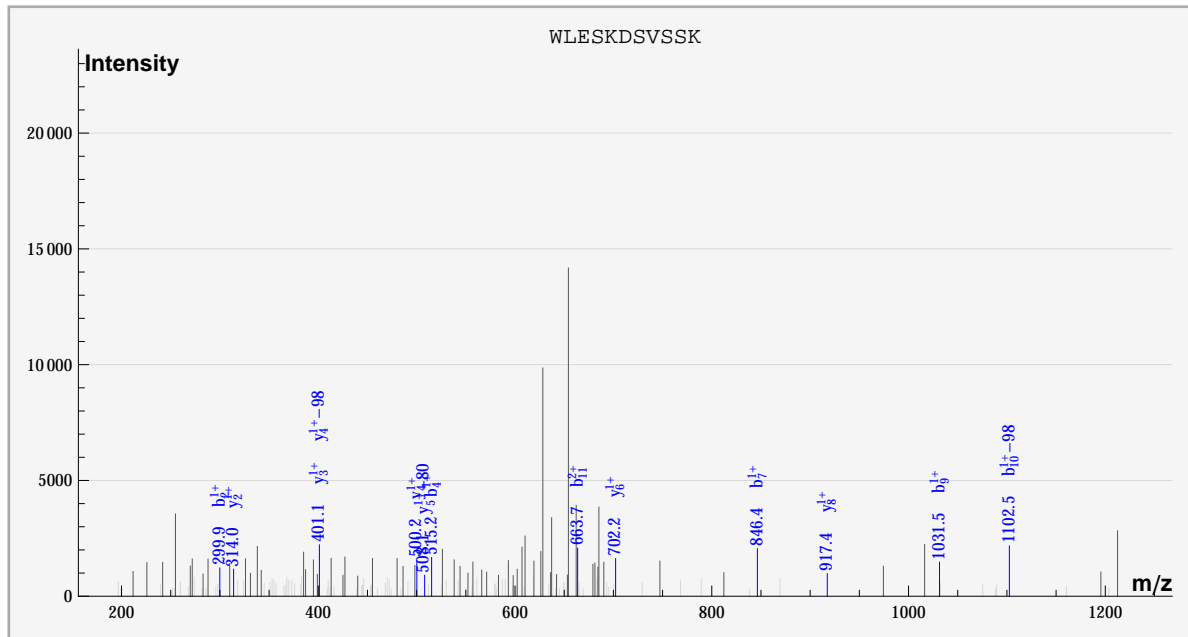
dbValid true YVYYTTPKR PHOS(2) 2. 673.89 1.89016 5.16893 100. ? 3522.
 S_Acido_new%gil68567917|gb|AAy80846.1| YVYYTTPKR%:PHOS:::PHOS:::sample_1%cmpd_2301



	#	b	b*	#	y	y*	P	P*
Y	1							✓
V	2			8				
Y	3			7		✓		
Y	4	✓	✓	6	✓	✓		
T	5	✓	✓	5	✓			
T	6	✓	✓	4	✓			
P	7		✓	3				
K	8		✓	2				
R	9	✓	✓	1				



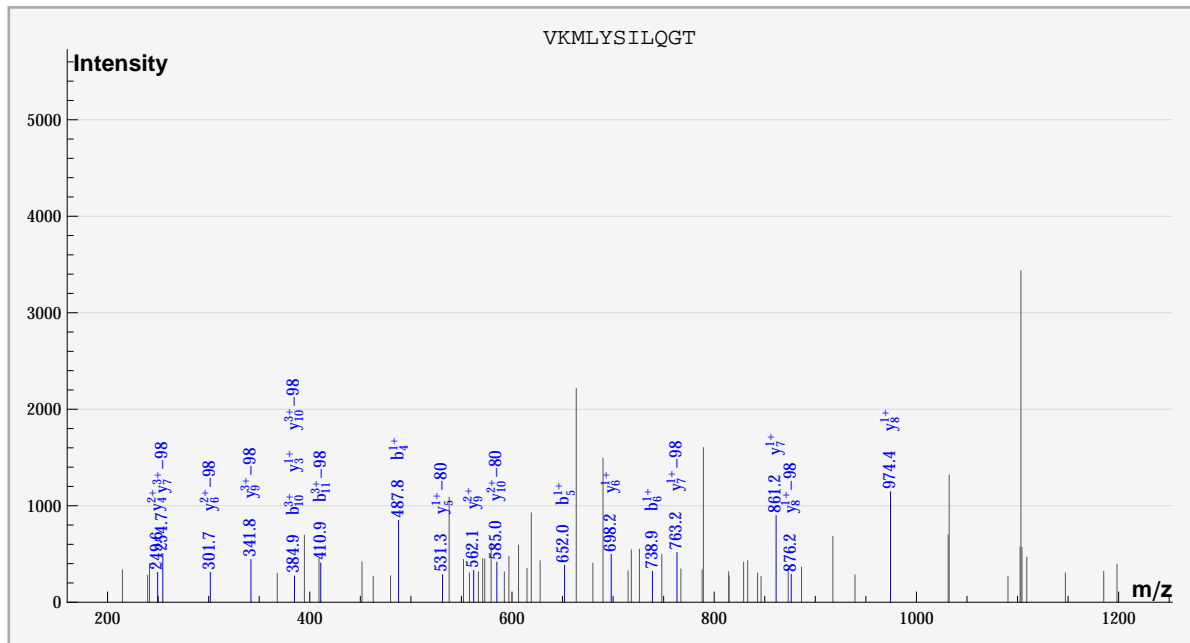
dbValid true WLESKDSVSSK PHOS(1) 2. 674. -0.694608 5.10321 100. ? 1782.
 S_Acido_new%gi|68568547|gb|AAY81476.1| WLESKDSVSSK%:::PHOS::%sample_0%cmpd_467



	#	b	b*	#	y	y*	P	P*
W	1							
L	2	✓		10				
E	3			9				
S	4	✓		8	✓			
K	5			7				
D	6			6	✓			
S	7	✓		5		✓		
V	8			4	✓	✓		
S	9	✓		3	✓			
S	10		✓	2	✓			
K	11	✓		1				

W L E S K D S V S S K

dbValid true VKMLYSILQGT Oxidation_M(1),PHOS(1) 2. 674. 0.832727 5.05291 100. ? 1848.
 S_Acido_new%gi|68567308|gb|AAAY80237.1| VKMLYSILQGT%:::Oxidation_M:::PHOS:%sample_0%compd_549

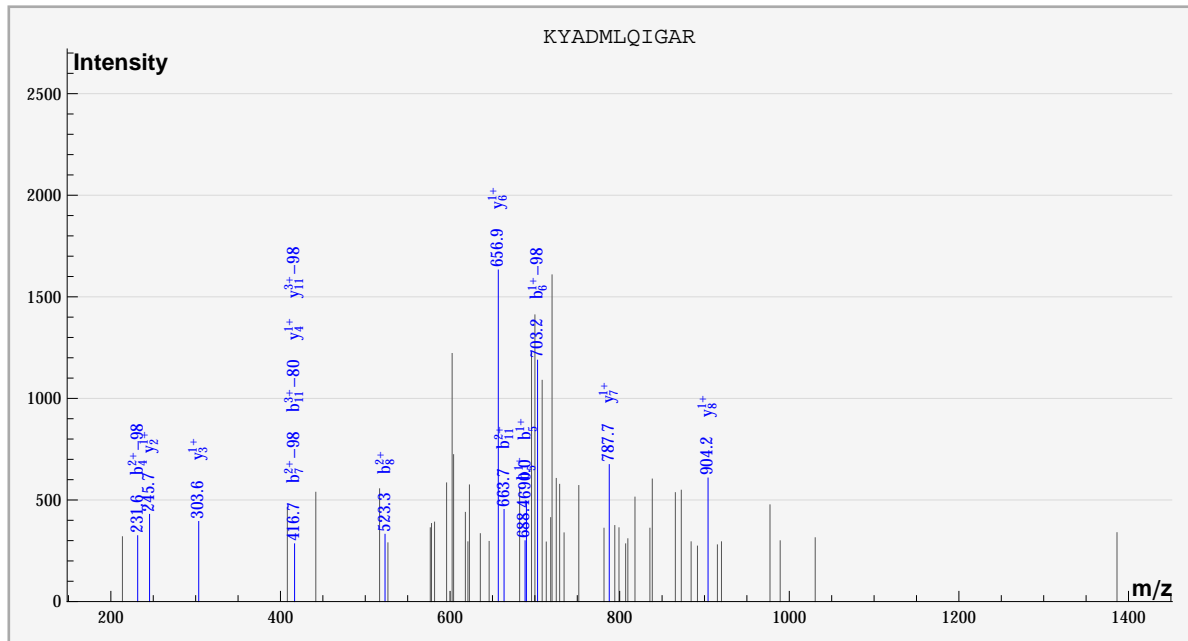


	#	b	b*	#	y	y*	P	P*
V	1							
K	2			10		✓		
M	3			9	✓	✓		
L	4	✓		8	✓	✓		
Y	5	✓		7	✓	✓		
S	6	✓		6	✓	✓		
I	7			5		✓		
L	8			4	✓			
Q	9			3	✓			
G	10	✓		2				
T	11		✓	1				

V [K [M [L [Y [S [I [L [Q [G [T]

dbValid true KYADMLQIGAR PHOS(1) 2. 674. -0.679678 5.08081 100. ? 3882.

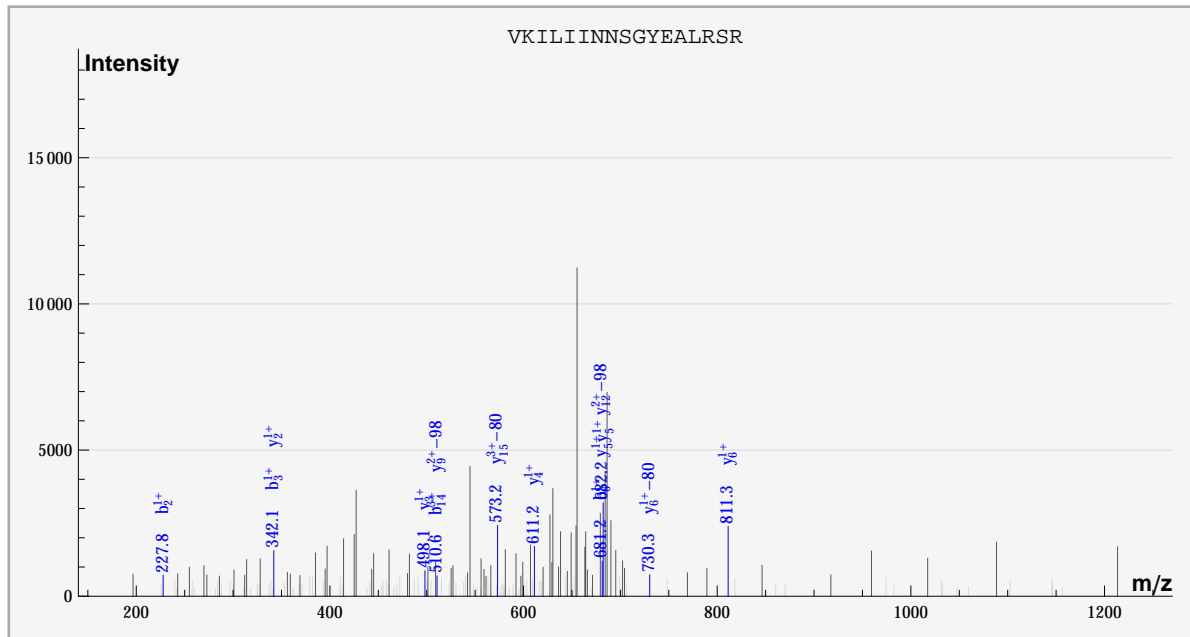
S_Acido_new%gil68566673|gb|AAY79602.1| KYADMLQIGAR%::PHOS:::sample_0%compd_2407



	#	b	b*	#	y	y*	P	P*
K	1							✓
Y	2			10				
A	3			9				
D	4		✓	8		✓		
M	5	✓		7		✓		
L	6		✓	6		✓		
Q	7		✓	5				
I	8	✓		4		✓		
G	9			3		✓		
A	10			2		✓		
R	11	✓	✓	1				

[K Y A D M L Q I G A R]

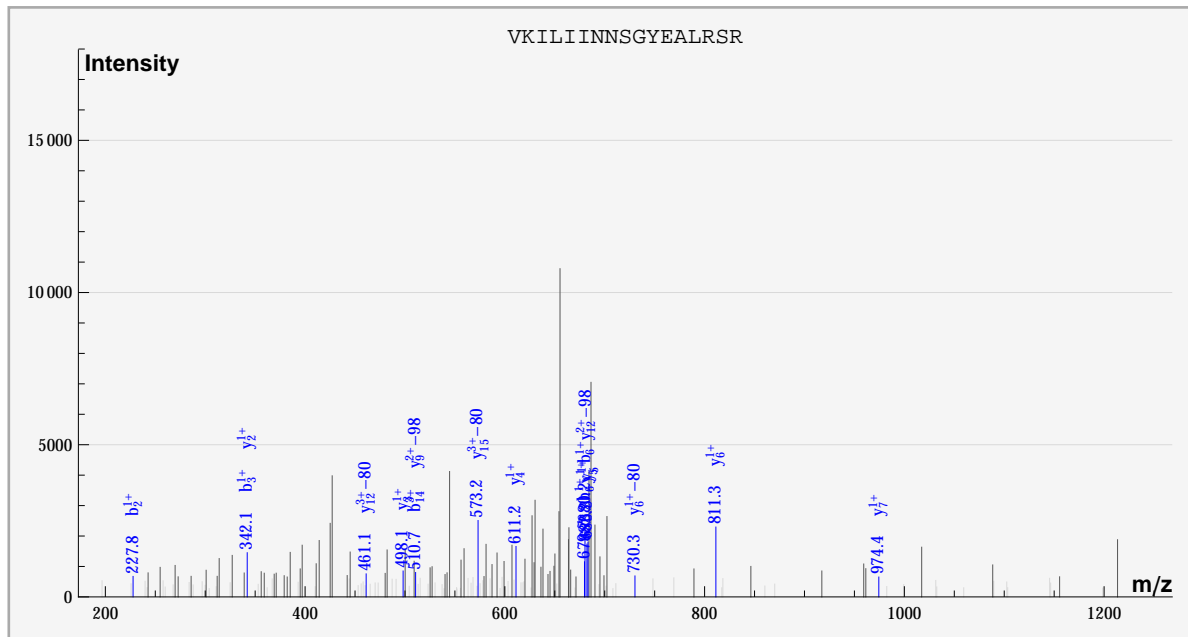
dbValid true VKILINNSGYEALRSR PHOS(1) 3. 675. 1.03301 4.96686 100. ? 1998.
 S_Acido_new%gi|68568120|gb|AAY81049.1| VKILINNSGYEALRSR%:.....PHOS::%sample_0%cmpd_654



	#	b	b*	#	y	y*	P	P*
V	1							
K	2	✓		16				
I	3	✓		15	✓			
L	4			14				
I	5			13				
I	6	✓		12	✓			
N	7			11				
N	8			10				
S	9			9	✓			
G	10			8				
Y	11			7				
E	12			6	✓	✓		
A	13			5	✓			
L	14	✓		4	✓			
R	15			3	✓			
S	16			2	✓			
R	17			1				

V K I L I I N N S G Y E A L R S R

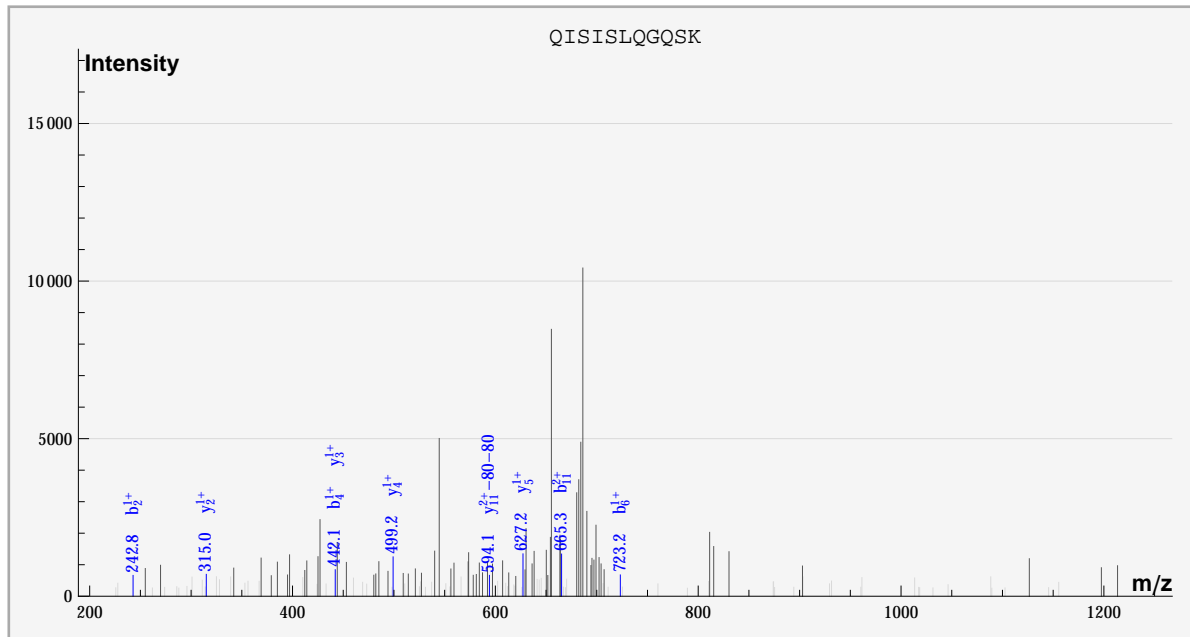
dbValid true VKILIINNSGYEALRSR PHOS(1) 3. 675. 1.03301 5.45965 100. ? 2004.
 S_Acido_new%gi|68568120|gb|AA81049.1| VKILIINNSGYEALRSR%:.....PHOS::%sample_0%compd_663



	#	b	b*	#	y	y*	P	P*
V	1							
K	2	✓		16				
I	3	✓		15	✓			
L	4			14				
I	5			13				
I	6	✓		12	✓			
N	7			11				
N	8			10				
S	9			9	✓			
G	10			8				
Y	11			7	✓			
E	12			6	✓	✓		
A	13			5	✓			
L	14	✓		4	✓			
R	15			3	✓			
S	16			2	✓			
R	17			1				

V K I I L I I N N S G Y E A L R S R

dbValid true QISISLQGQSK PHOS(2) 2. 675. -0.200918 5.28634 100. ? 2172.
 S_Acido_new%gil68567692|gb|AAy80621.1| QISISLQGQSK%::::PHOS::::PHOS::%sample_0%cmpd_807

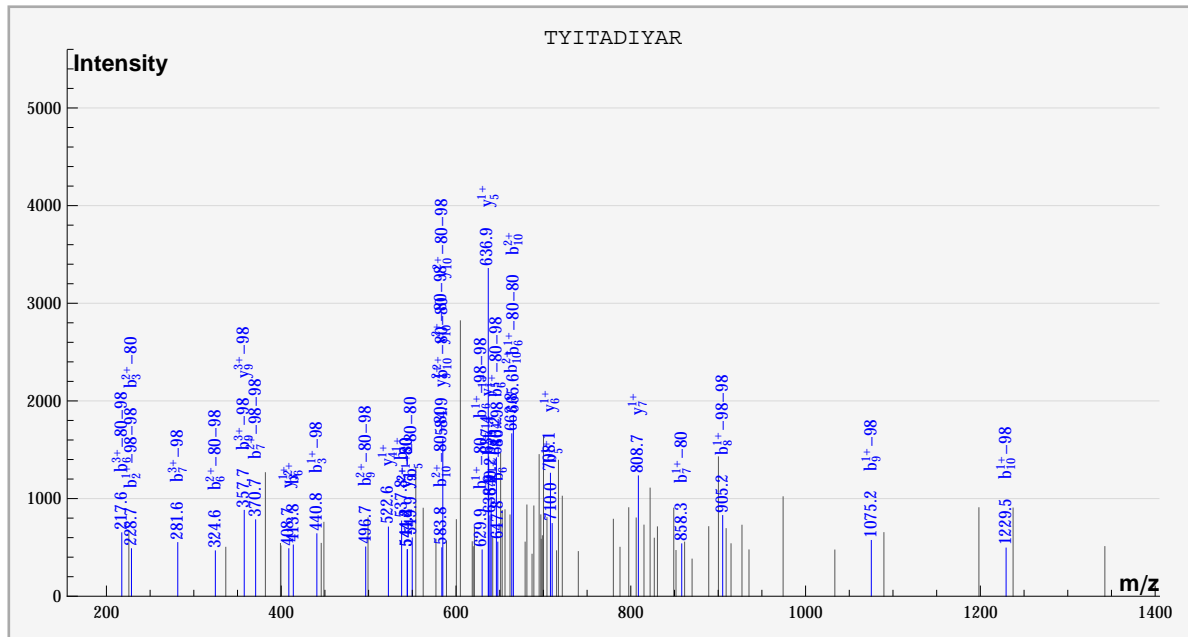


	#	b	b*	#	y	y*	P	P*
Q	1							✓
I	2	✓		10				
S	3			9				
I	4	✓		8				
S	5			7				
L	6	✓		6				
Q	7			5	✓			
G	8			4	✓			
Q	9			3	✓			
S	10			2	✓			
K	11	✓		1				

Q I S I S L Q G Q S K

dbValid true TYITADIYAR PHOS(2) 2. 675. -1.22493 5.002 100. ? 2328.

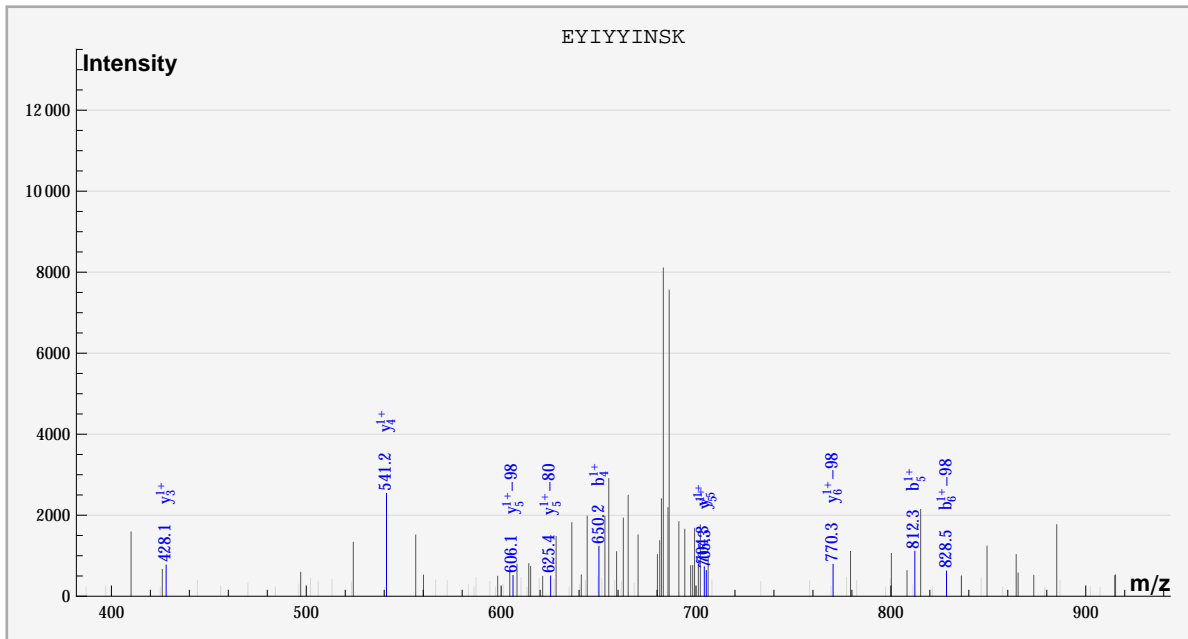
S_Acido_new%gii68566860|gb|AAY79789.1| TYITADIYAR%:PHOS:PHOS:.....:sample_0%compd_992



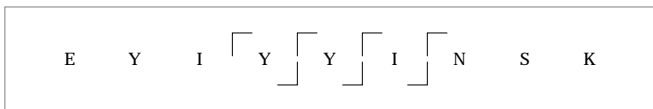
	#	b	b*	#	y	y*	P	P*
T	1							✓
Y	2		✓	9	✓	✓		
I	3	✓	✓	8				
T	4	✓		7	✓			
A	5	✓	✓	6	✓			
D	6	✓	✓	5	✓			
I	7		✓	4	✓			
Y	8		✓	3	✓			
A	9		✓	2				
R	10	✓	✓	1				

T Y I T A D I Y A R

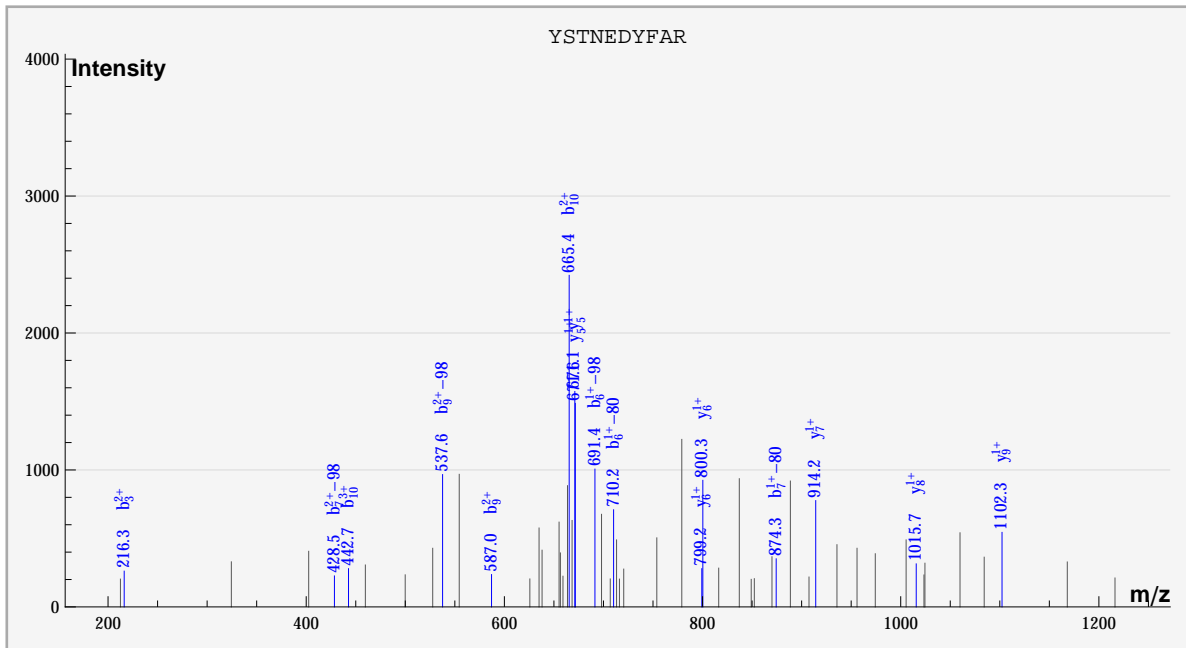
dbValid true EYIYYINSK PHOS(2) 2. 675. 1.76418 5.27179 100. ? 2958.
 S_Acido_new%gi|68568065|gb|AA80994.1| EYIYYINSK%::PHOS:::PHOS::%sample_0%compd_1490



	#	b	b*	#	y	y*	P	P*
E	1							
Y	2			8				
I	3			7				
Y	4	✓		6		✓		
Y	5	✓		5	✓	✓		
I	6		✓	4	✓			
N	7			3	✓			
S	8			2				
K	9			1				



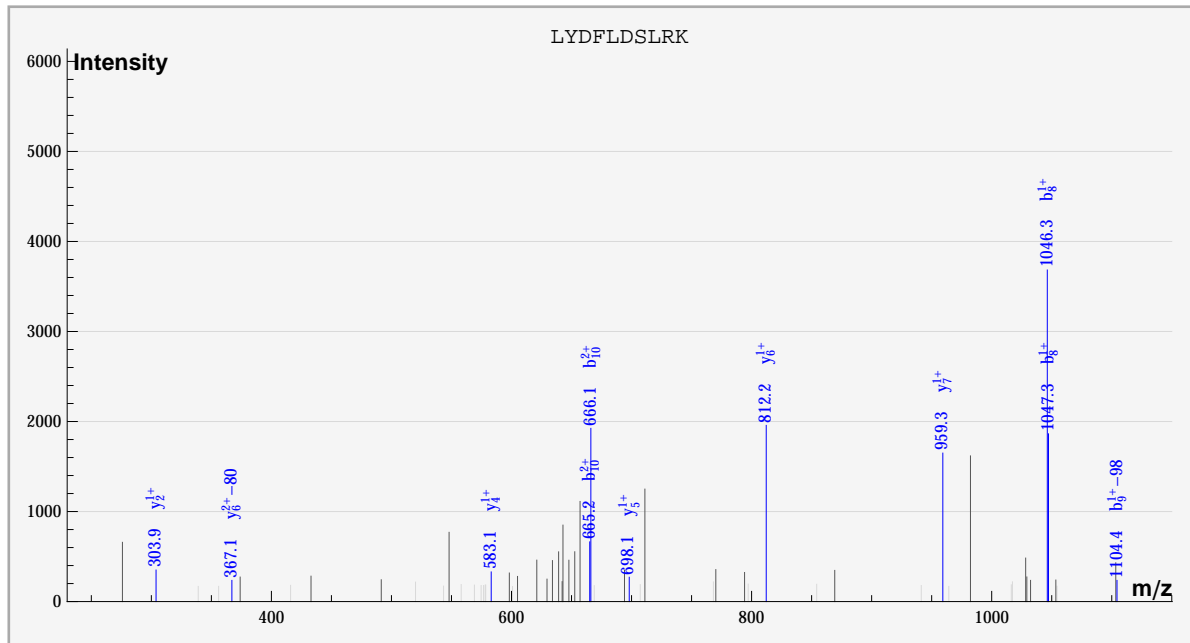
dbValid true YSTNEDYFAR PHOS(1) 2. 675. -1.74155 5.22676 100. ? 2964.
 S_Acido_new%gi|68567194|gb|AAy80123.1| YSTNEDYFAR%:PHOS:.....%sample_2%cmpd_1487



	#	b	b*	#	y	y*	P	P*
Y	1							
S	2			9	✓			
T	3	✓		8	✓			
N	4			7	✓			
E	5			6	✓			
D	6		✓	5	✓			
Y	7		✓	4				
F	8			3				
A	9	✓	✓	2				
R	10	✓		1				



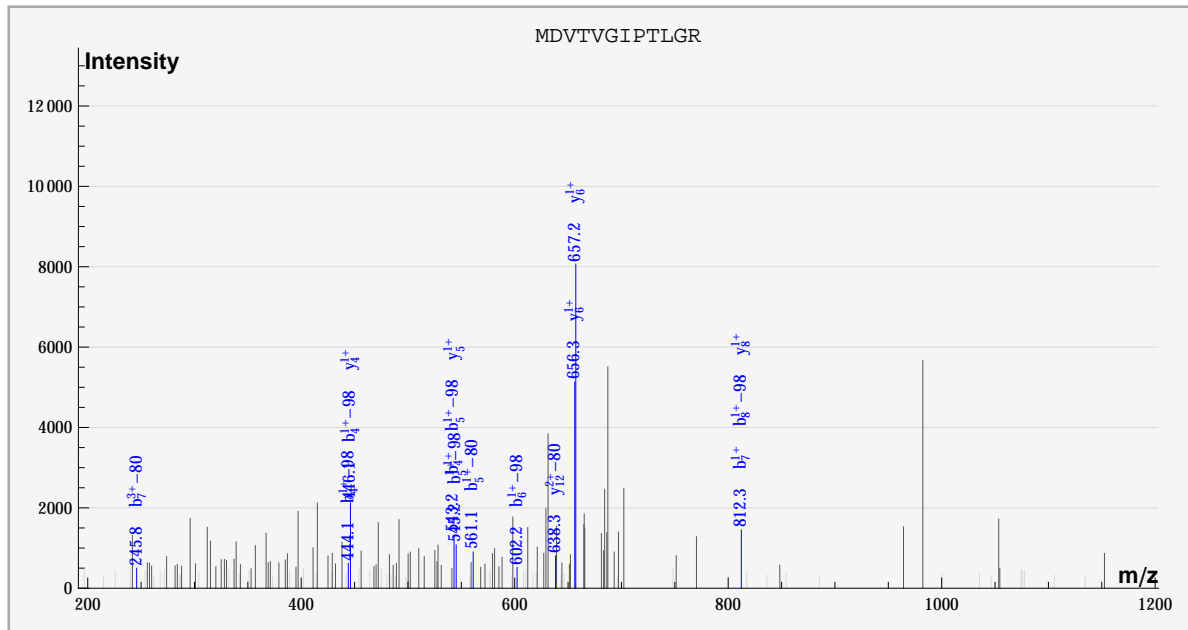
dbValid true LYDFLDSLRLK PHOS(1) 2. 676. -0.671333 5.27328 100. ? 1206.
 S_Acido_new%gi|68567286|gb|AA80215.1| LYDFLDSLRLK%:::PHOS:::sample_3%compd_3718



	#	b	b*	#	y	y*	P	P*
L	1							
Y	2			9				
D	3			8				
F	4			7	✓			
L	5			6	✓	✓		
D	6			5	✓			
S	7			4	✓			
L	8	✓		3				
R	9		✓	2	✓			
K	10	✓		1				



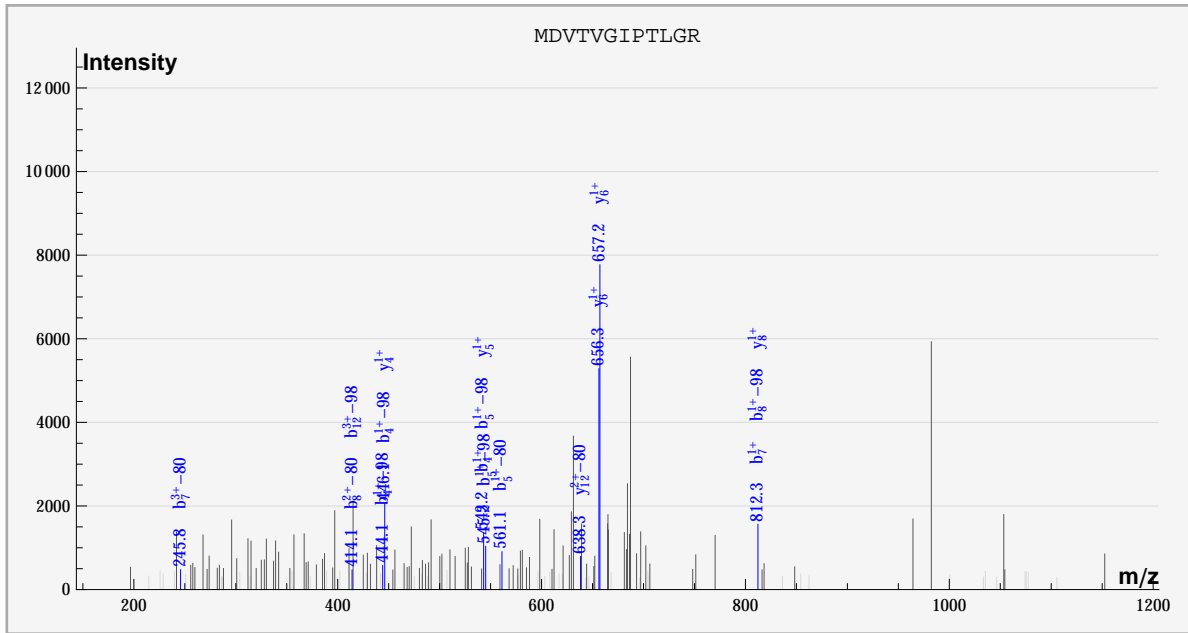
dbValid true MDVTVGIP TLGR Oxidation_M(1),PHOS(1) 2. 676. 1.82543 5.03143 100. ? 1854.
 S_Acido_new%gil68568394|gb|AAy81323.1| MDVTVGIP TLGR%:Oxidation_M::PHOS:::sample_0%compd_533



	#	b	b*	#	y	y*	P	P*
M	1							✓
D	2			11				
V	3			10				
T	4	✓	✓	9				
V	5		✓	8	✓			
G	6		✓	7				
I	7	✓	✓	6	✓			
P	8		✓	5	✓			
T	9			4	✓			
L	10			3				
G	11			2				
R	12			1				

MDVTVGIP TLGR

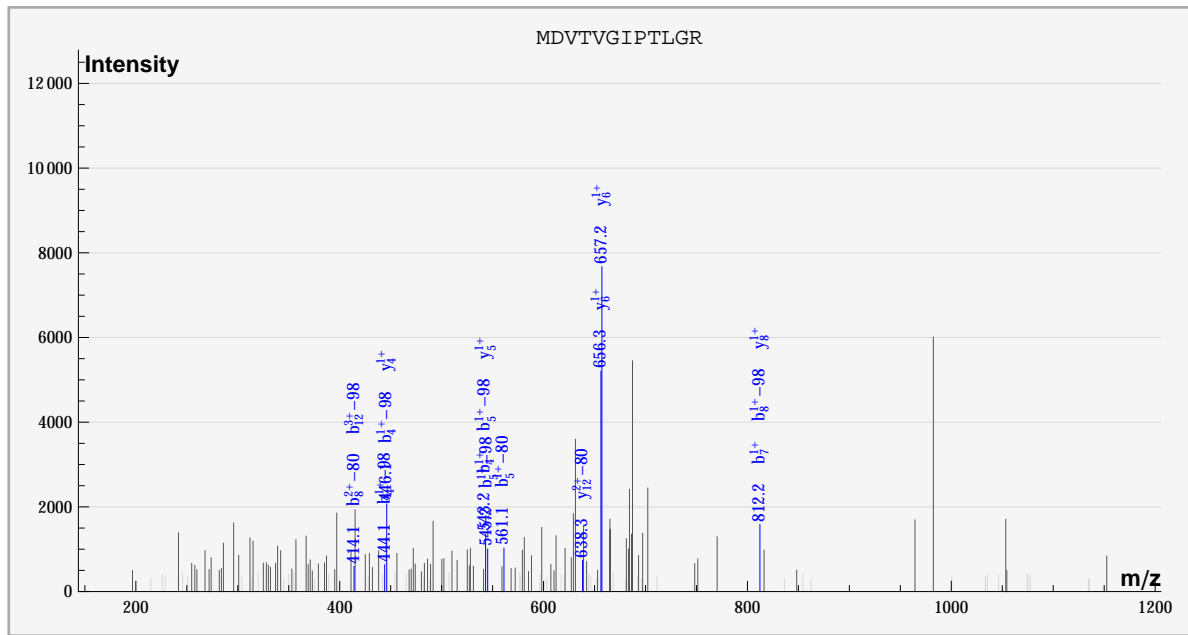
dbValid true MDVTVGIP TLGR Oxidation_M(1),PHOS(1) 2. 676. 1.82543 5.34518 100. ? 1866.
 S_Acido_new%gi|68568394|gb|AA81323.1| MDVTVGIP TLGR%:Oxidation_M::PHOS:::sample_0%compd_544



	#	b	b*	#	y	y*	P	P*
M	1							✓
D	2			11				
V	3			10				
T	4	✓	✓	9				
V	5		✓	8	✓			
G	6			7				
I	7	✓	✓	6	✓			
P	8		✓	5	✓			
T	9			4	✓			
L	10			3				
G	11			2				
R	12		✓	1				

MDVTVGIP TLGR

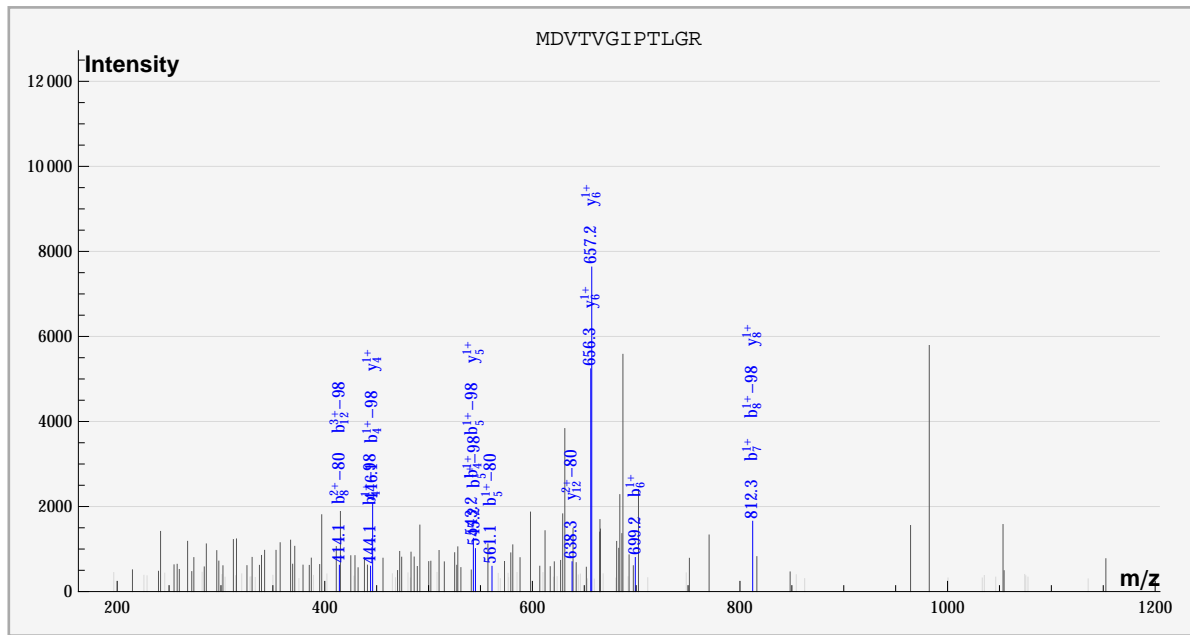
dbValid true MDVTVGIP TLGR Oxidation_M(1),PHOS(1) 2. 676. 1.82543 5.81232 100. ? 1878.
 S_Acido_new%gil68568394|gb|AAY81323.1| MDVTVGIP TLGR%:Oxidation_M::PHOS:::sample_0%compd_554



	#	b	b*	#	y	y*	P	P*
M	1							✓
D	2			11				
V	3			10				
T	4	✓	✓	9				
V	5		✓	8	✓			
G	6			7				
I	7	✓		6	✓			
P	8		✓	5	✓			
T	9			4	✓			
L	10			3				
G	11			2				
R	12		✓	1				

MDVTVGIP TLGR

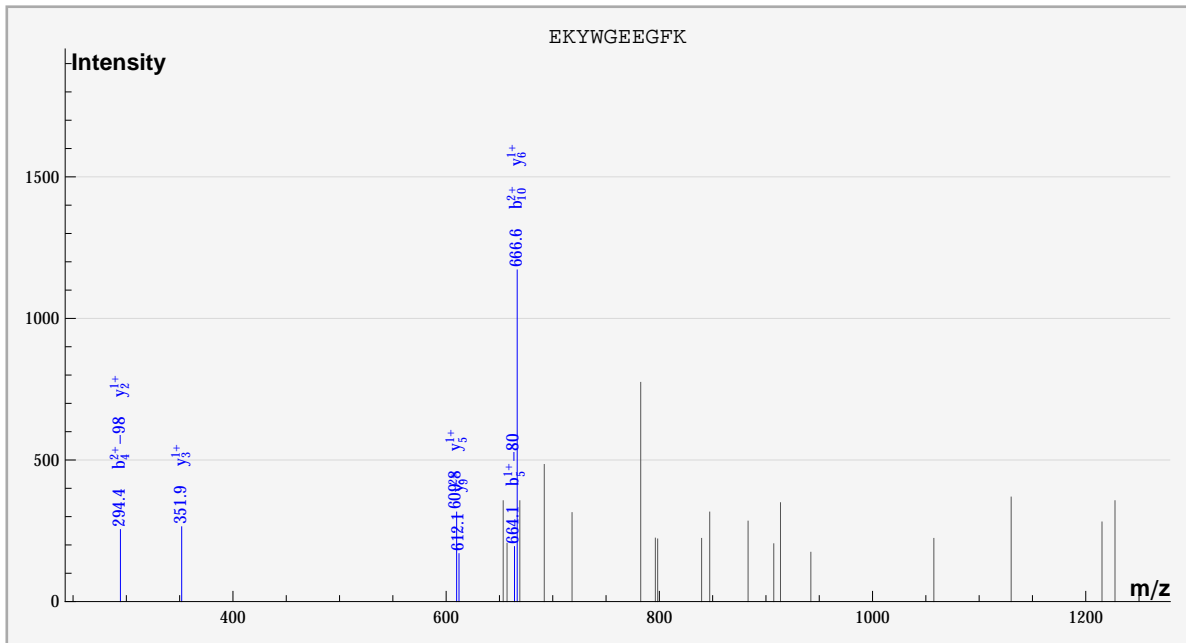
dbValid true MDVTVGIP TLGR Oxidation_M(1),PHOS(1) 2. 676. 1.82543 5.65584 100. ? 1890.
 S_Acido_new%gil68568394|gb|AAy81323.1| MDVTVGIP TLGR%:Oxidation_M::PHOS:::sample_0%compd_564



	#	b	b*	#	y	y*	P	P*
M	1							✓
D	2			11				
V	3			10				
T	4	✓	✓	9				
V	5		✓	8	✓			
G	6	✓		7				
I	7	✓		6	✓			
P	8		✓	5	✓			
T	9			4	✓			
L	10			3				
G	11			2				
R	12		✓	1				

MDVTVGIP TLGR

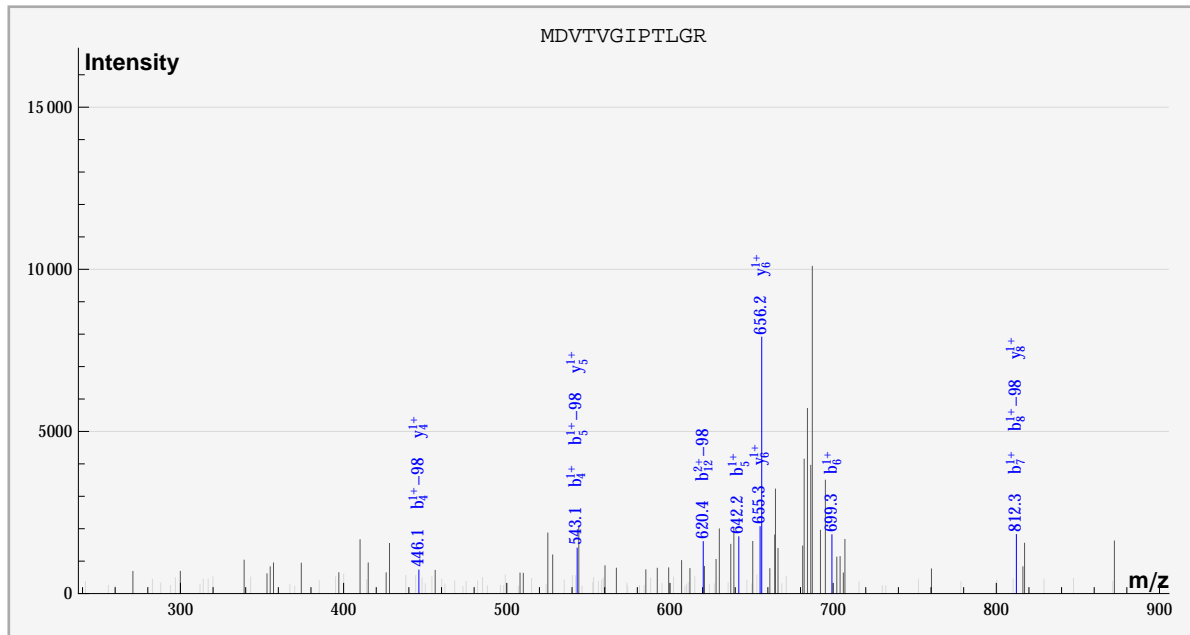
dbValid true EKYWGEEGFK PHOS(1) 2. 676. 0.781547 4.93329 100. ? 2226.
 S_Acido_new%gi|68566861|gb|AA79790.1| EKYWGEEGFK%::PHOS:::::sample_2%compd_857



	#	b	b*	#	y	y*	P	P*
E	1							
K	2			9	✓			
Y	3			8				
W	4	✓		7				
G	5	✓		6	✓			
E	6			5	✓			
E	7			4				
G	8			3	✓			
F	9			2	✓			
K	10	✓		1				



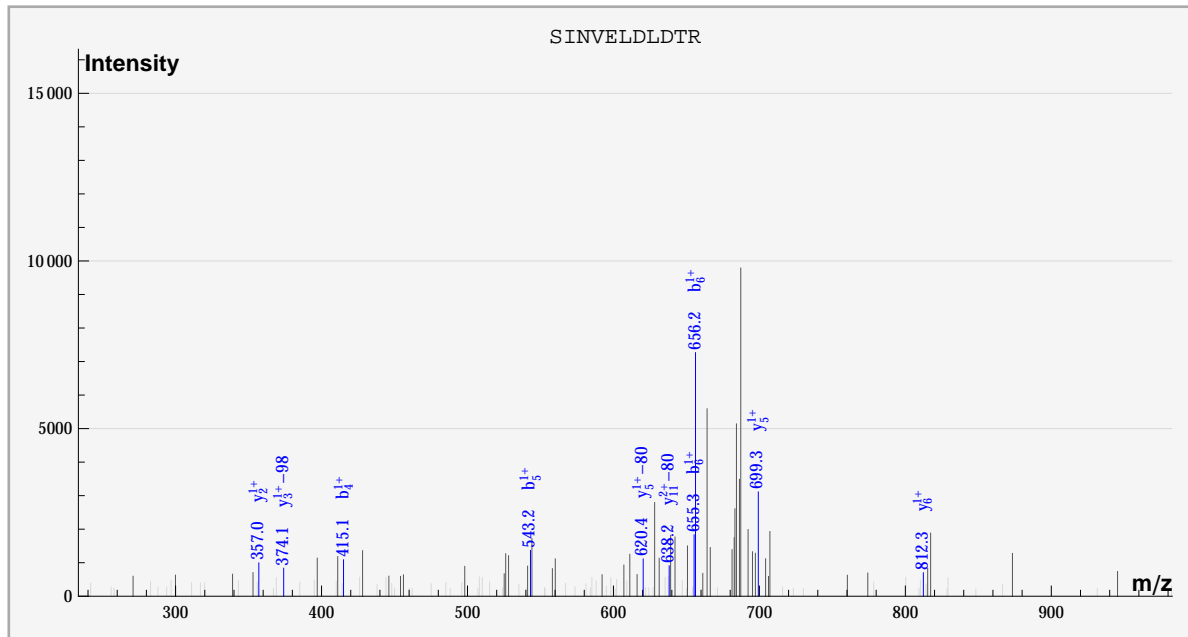
dbValid true MDVTVGIPTLGR Oxidation_M(1),PHOS(1) 2. 676. 1.82543 5.25512 100. ? 2514.
 S_Acido_new%gi|68568394|gb|AAY81323.1| MDVTVGIPTLGR%:Oxidation_M::PHOS:::sample_0%compd_1106



	#	b	b*	#	y	y*	P	P*
M	1							
D	2			11				
V	3			10				
T	4	✓	✓	9				
V	5	✓	✓	8	✓			
G	6	✓		7				
I	7	✓		6	✓			
P	8		✓	5	✓			
T	9			4	✓			
L	10			3				
G	11			2				
R	12		✓	1				

M D V T V G I P T L G R

dbValid true SINVELDL DTR PHOS(1) 2. 676. 1.81612 5.17309 100. ? 2550.
 S_Acido_new%gi|68568434|gb|AA81363.1| SINVELDL DTR%::::::::::PHOS::%sample_0%compd_1139

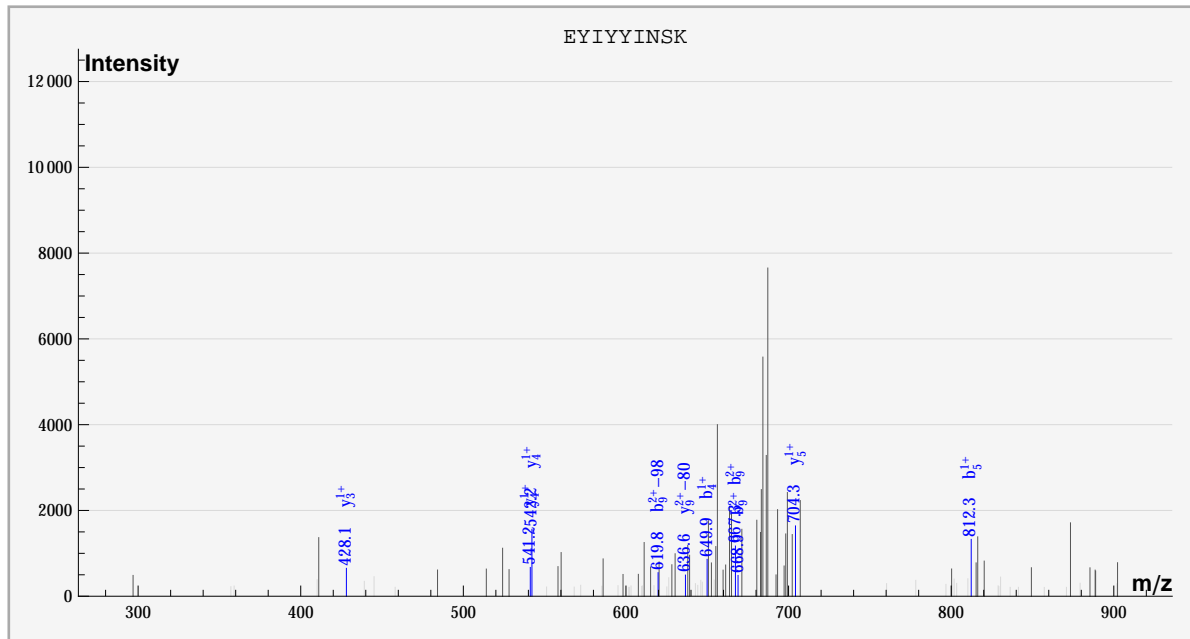


	#	b	b*	#	y	y*	P	P*
S	1							✓
I	2			10				
N	3			9				
V	4	✓		8				
E	5	✓		7				
L	6	✓		6	✓			
D	7			5	✓	✓		
L	8			4				
D	9			3		✓		
T	10			2	✓			
R	11			1				

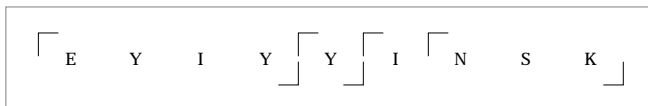
S I N V E L D L D T R

dbValid true EYIYYINSK PHOS(2) 2. 676. 0.764177 5.23476 100. ? 2874.

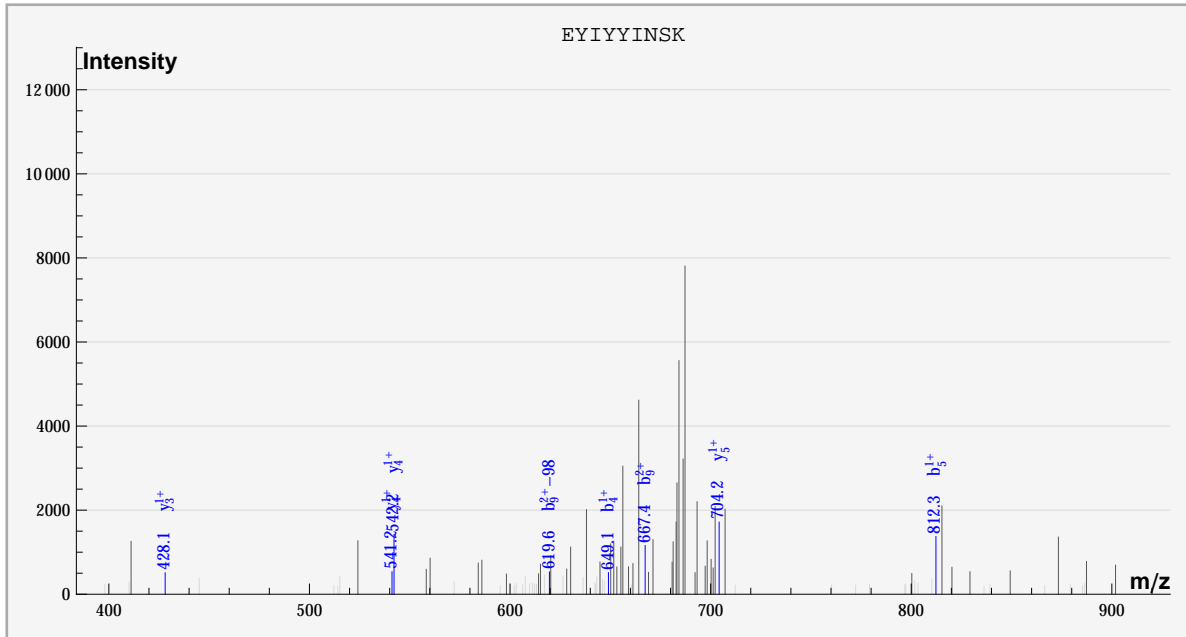
S_Acido_new%gi68568065|gb|AA80994.1| EYIYYINSK%::PHOS:::PHOS::%sample_0%compd_1418



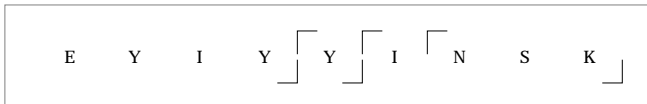
	#	b	b*	#	y	y*	P	P*
E	1							✓
Y	2			8				
I	3			7				
Y	4	✓		6				
Y	5	✓		5	✓			
I	6			4	✓			
N	7			3	✓			
S	8			2				
K	9	✓	✓	1				



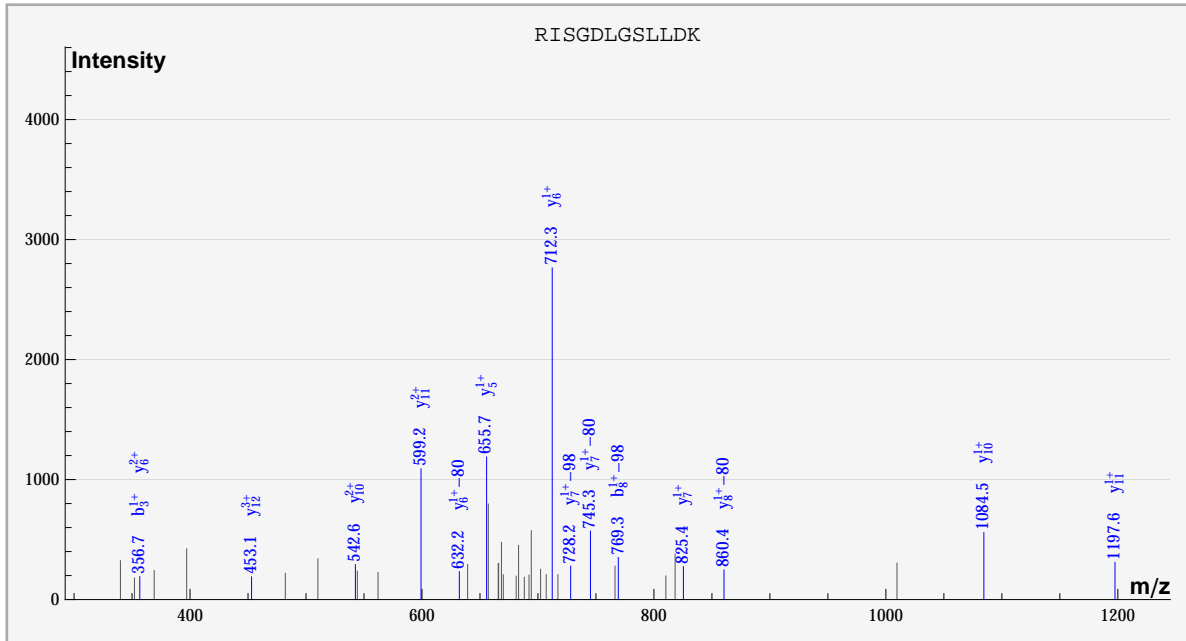
dbValid true EYIYYINSK PHOS(2) 2. 676. 0.764177 5.39352 100. ? 2910.
 S_Acido_new%gi|68568065|gb|AA80994.1| EYIYYINSK%::PHOS:::PHOS::%sample_0%compd_1451



	#	b	b*	#	y	y*	P	P*
E	1							
Y	2			8				
I	3			7				
Y	4	✓		6				
Y	5	✓		5	✓			
I	6			4	✓			
N	7			3	✓			
S	8			2				
K	9	✓	✓	1				



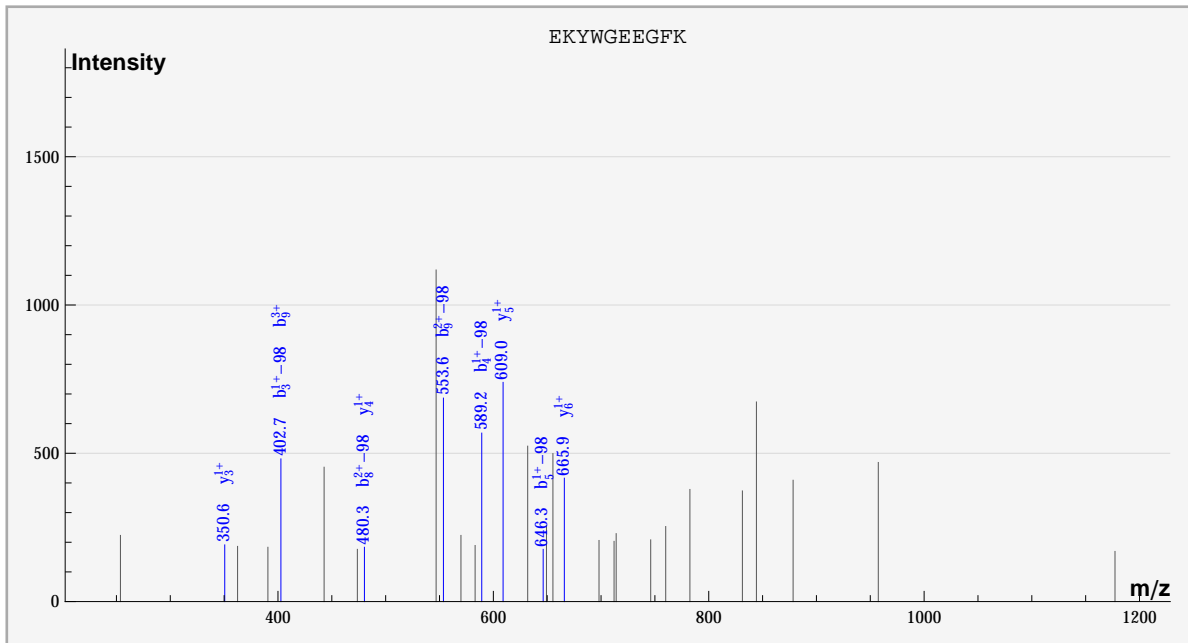
dbValid true RISGDLGSLLDK PHOS(1) 2. 676. 1.3423 5.0679 100. ? 3828.
 S_Acido_new%gi|68567115|gb|AA80044.1| RISGDLGSLLDK%:::PHOS:::sample_0%compd_2224



	#	b	b*	#	y	y*	P	P*
R	1							✓
I	2			11	✓			
S	3	✓		10	✓			
G	4			9				
D	5			8		✓		
L	6			7	✓	✓		
G	7			6	✓	✓		
S	8		✓	5	✓			
L	9			4				
L	10			3				
D	11			2				
K	12			1				

R I S G D L G S L L D K

dbValid true EKYWGEEGFK PHOS(1) 2. 677. -0.218453 4.93126 100. ? 1494.
 S_Acido_new%gi|68566861|gb|AAY79790.1| EKYWGEEGFK%:::PHOS:::sample_0%cmpd_234

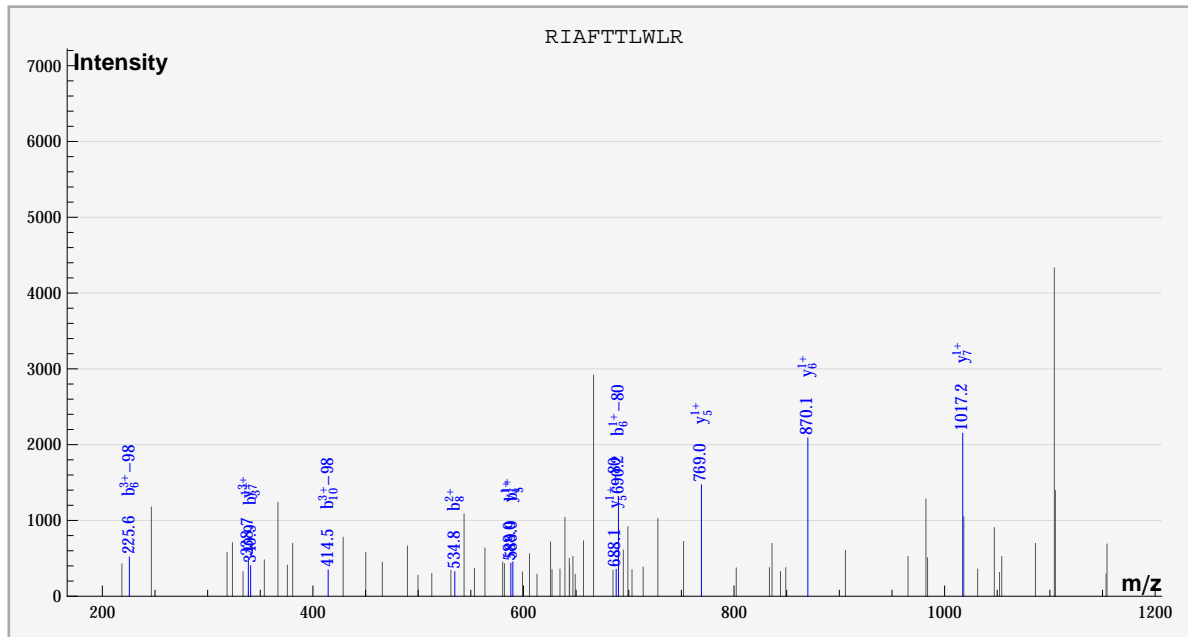


	#	b	b*	#	y	y*	P	P*
E	1							
K	2			9				
Y	3	✓		8				
W	4	✓		7				
G	5	✓		6	✓			
E	6			5	✓			
E	7			4	✓			
G	8		✓	3	✓			
F	9	✓	✓	2				
K	10			1				

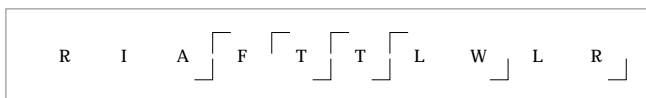


dbValid true RIAFTTLWLR PHOS(1) 2. 677. 1.86301 4.97886 100. ? 1908.

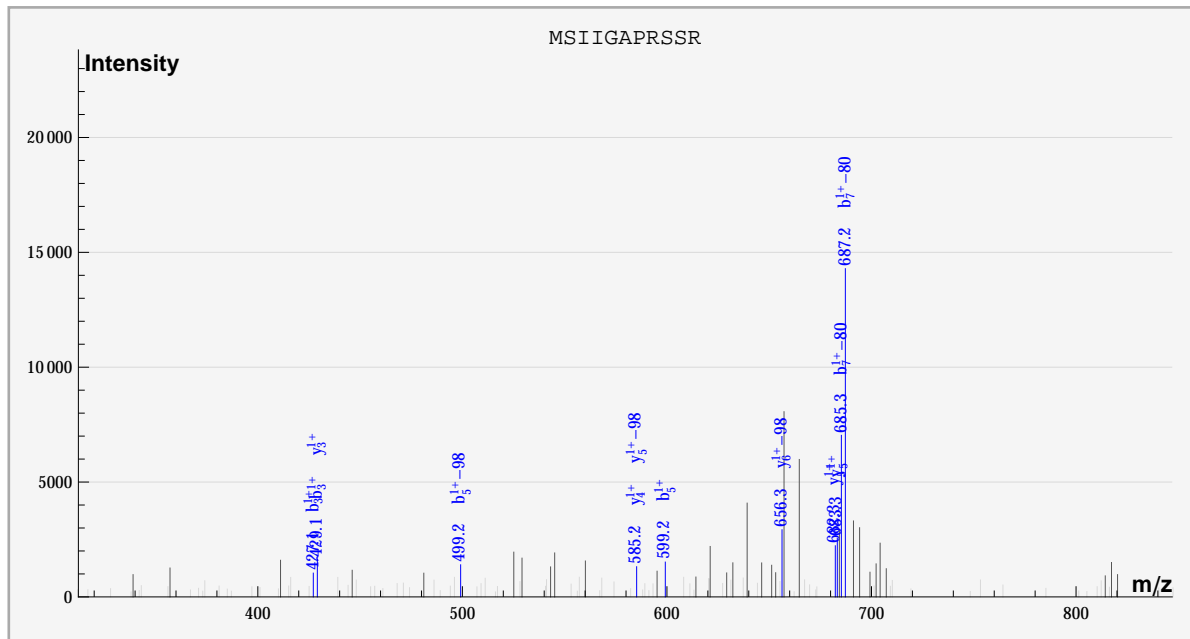
S_Acido_new%gi|68568658|gb|AAY81587.1| RIAFTTLWLR%:::::PHOS:::::sample_0%compd_607



	#	b	b*	#	y	y*	P	P*
R	1							
I	2			9				
A	3	✓		8				
F	4			7	✓			
T	5	✓		6	✓			
T	6		✓	5	✓	✓		
L	7			4	✓			
W	8	✓		3				
L	9			2				
R	10		✓	1				



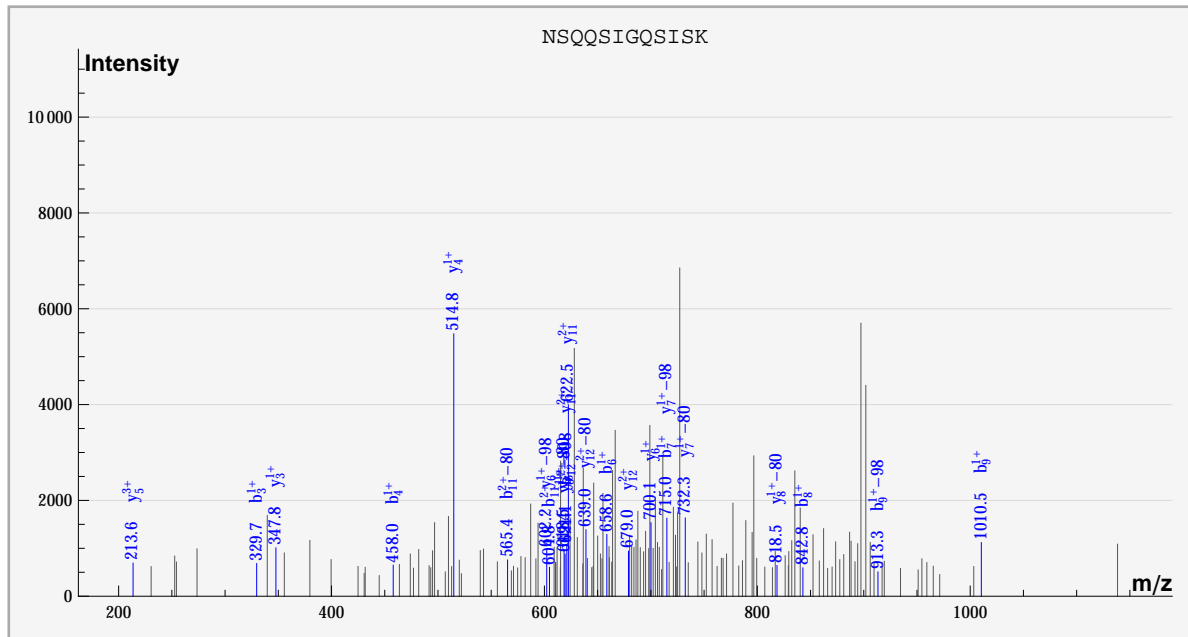
dbValid true MSIIGAPRSSR Oxidation_M(1),PHOS(2) 2. 677. -1.21456 5.02799 100. ? 2394.
 S_Acido_new%gil68568073|gb|AAY81002.1| MSIIGAPRSSR%:Oxidation_M:PHOS:::PHOS:::sample_0%compd_1003



	#	b	b*	#	y	y*	P	P*
M	1							
S	2			10				
I	3	✓		9				
I	4			8				
G	5	✓	✓	7				
A	6			6		✓		
P	7		✓	5	✓	✓		
R	8			4	✓			
S	9			3	✓			
S	10			2				
R	11			1				



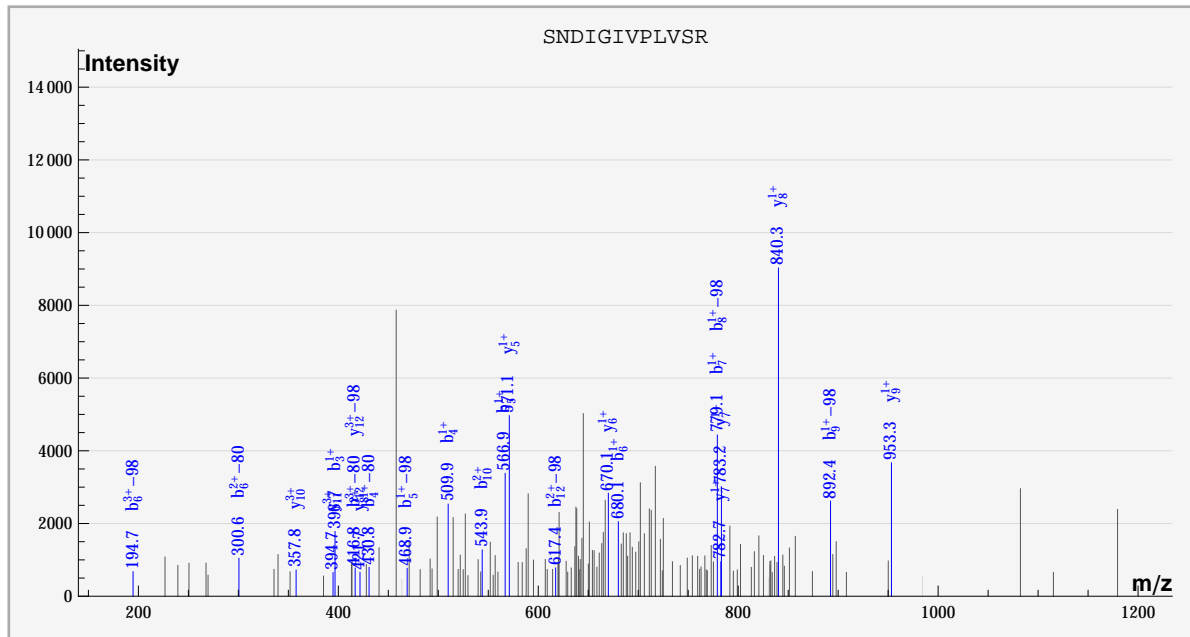
dbValid true NSQQSIGQSISK PHOS(1) 2. 677. 1.81138 5.18948 100. ? 2706.
 S_Acido_new%gil68568657|gb|AAY81586.1| NSQQSIGQSISK%:::PHOS:::%sample_0%compd_1337



	#	b	b*	#	y	y*	P	P*
N	1						✓	✓
S	2			11	✓			
Q	3	✓		10				
Q	4	✓		9				
S	5			8		✓		
I	6	✓		7		✓		
G	7	✓		6	✓	✓		
Q	8	✓		5	✓			
S	9	✓	✓	4	✓			
I	10			3	✓			
S	11	✓	✓	2				
K	12		✓	1				

[N] [S] [Q] [Q] [S] [I] [G] [Q] [S] [I] [S] [K]

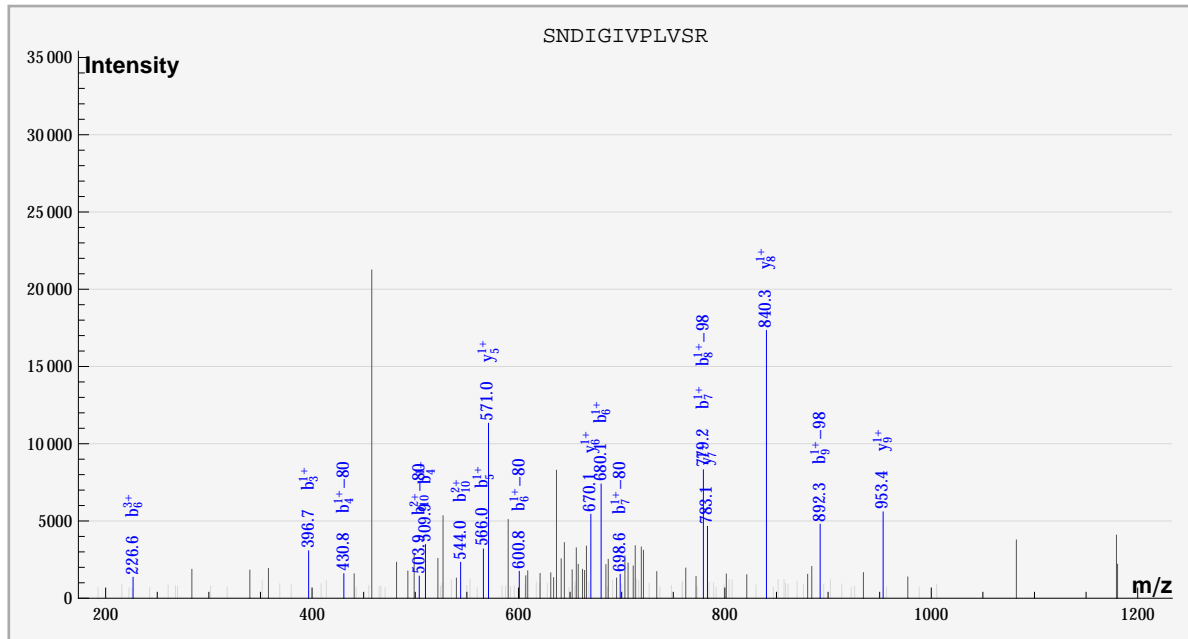
dbValid true SNDIGIVPLVSR PHOS(1) 2. 677. -1.65515 5.00826 100. ? 2790.
 S_Acido_new%gil68568558|gb|AAy81487.1| SNDIGIVPLVSR%:PHOS:.....:sample_0%cmpd_1414



	#	b	b*	#	y	y*	P	P*
S	1							✓
N	2			11		✓		
D	3	✓		10		✓		
I	4	✓	✓	9		✓		
G	5	✓	✓	8		✓		
I	6	✓	✓	7		✓		
V	7	✓		6		✓		
P	8		✓	5		✓		
L	9		✓	4				
V	10	✓		3				
S	11			2				
R	12		✓	1				

[S] [N] [D] [I] [G] [I] [V] [P] [L] [V] [S] [R]

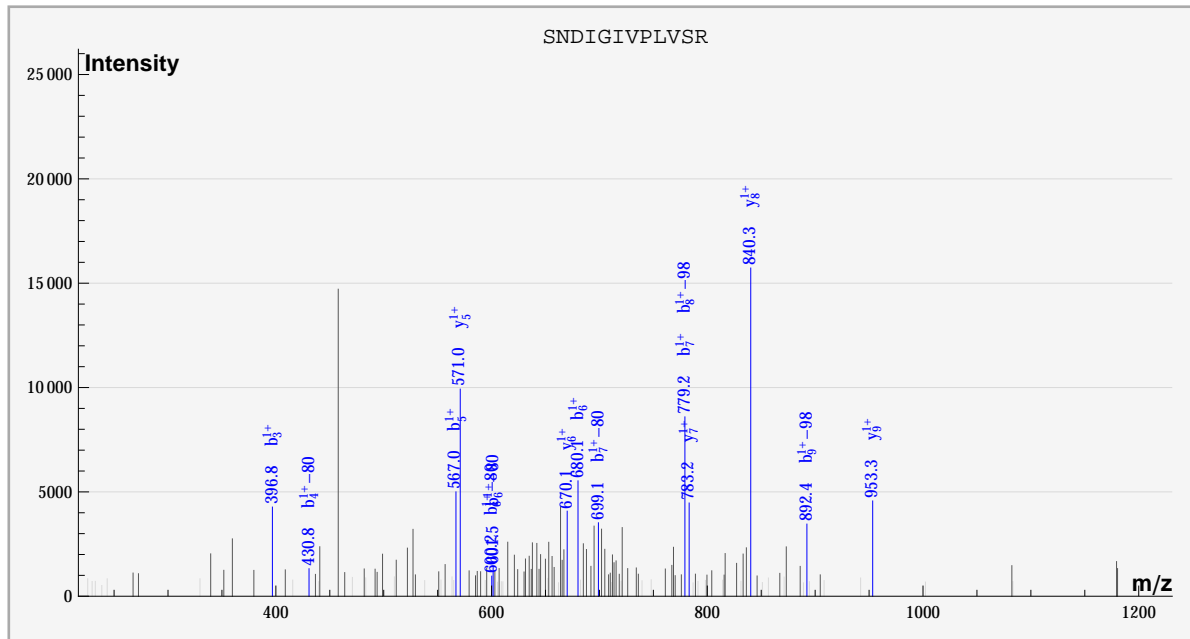
dbValid true SNDIGIVPLVSR PHOS(1) 2. 677. -1.65515 6.25178 100. ? 2802.
 S_Acido_new%gi|68568558|gb|AAy81487.1| SNDIGIVPLVSR%:PHOS:.....:sample_0%compd_1426



	#	b	b*	#	y	y*	P	P*
S	1							
N	2			11				
D	3	✓		10				
I	4	✓	✓	9	✓			
G	5	✓		8	✓			
I	6	✓	✓	7	✓			
V	7	✓	✓	6	✓			
P	8		✓	5	✓			
L	9		✓	4				
V	10	✓	✓	3				
S	11			2				
R	12			1				

S N D I G I V P L V S R

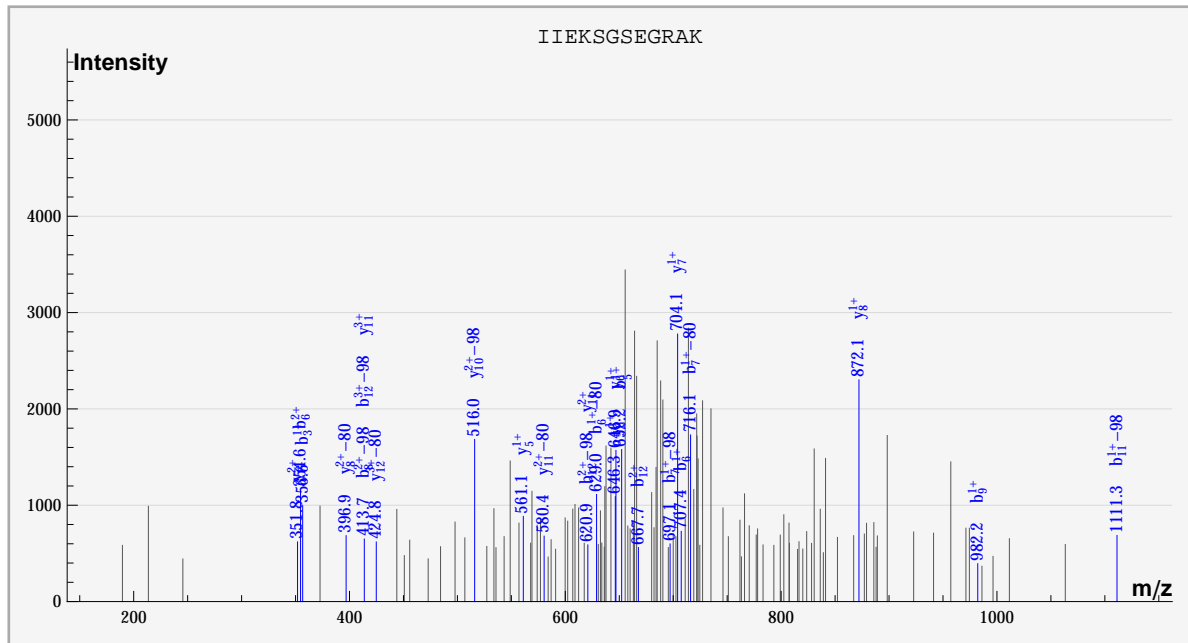
dbValid true SNDIGIVPLVSR PHOS(1) 2. 677. -1.65515 6.38927 100. ? 2814.
 S_Acido_new%gi|68568558|gb|AAY81487.1| SNDIGIVPLVSR%:PHOS:.....:sample_0%cmpd_1436



	#	b	b*	#	y	y*	P	P*
S	1							
N	2			11				
D	3	✓		10				
I	4		✓	9	✓			
G	5	✓		8	✓			
I	6	✓	✓	7	✓			
V	7	✓	✓	6	✓			
P	8		✓	5	✓			
L	9		✓	4				
V	10			3				
S	11			2				
R	12			1				

S N D I G I V P L V S R

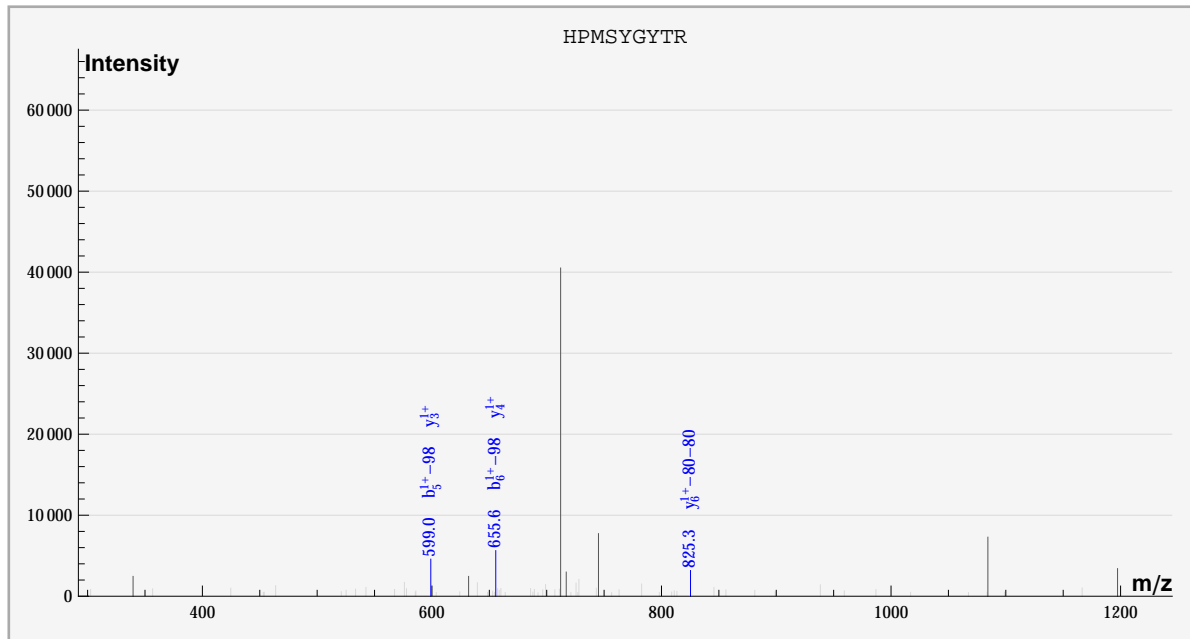
dbValid true IIEKSGSEGRAK PHOS(1) 2. 677. 0.839927 5.582 100. ? 2922.
 S_Acido_new%gil68567998|gb|AAY80927.1| IIEKSGSEGRAK%:::PHOS:::sample_0%compd_1536



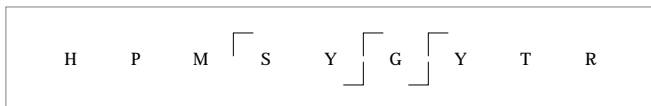
	#	b	b*	#	y	y*	P	P*
I	1							✓
I	2			11	✓	✓		
E	3	✓		10		✓		
K	4			9				
S	5	✓		8	✓	✓		
G	6	✓	✓	7	✓			
S	7		✓	6	✓			
E	8		✓	5	✓			
G	9	✓		4				
R	10			3				
A	11		✓	2				
K	12	✓	✓	1				

I I E K S G S E G R A K

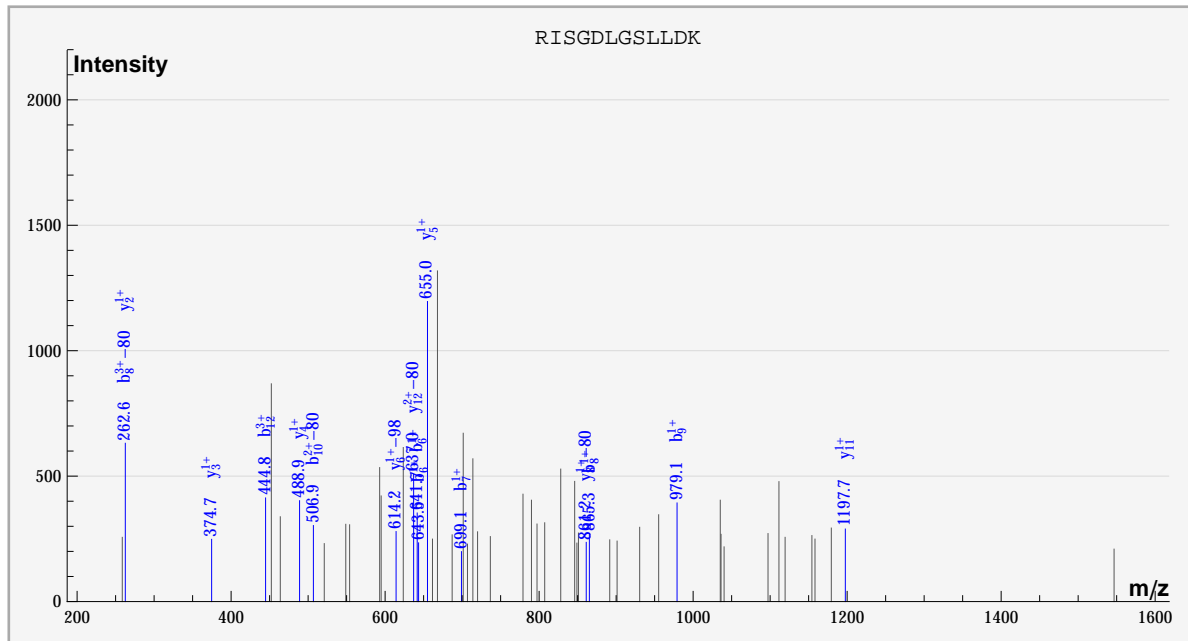
dbValid true HPMSYGYTR PHOS(3) 2. 677. -0.797433 5.20917 100. ? 3684.
 S_Acido_new%gi|68567947|gb|AA80876.1| HPMSYGYTR%:::PHOS:PHOS:PHOS::%sample_0%compd_2234



	#	b	b*	#	y	y*	P	P*
H	1							
P	2			8				
M	3			7				
S	4			6		✓		
Y	5	✓		5				
G	6	✓		4	✓			
Y	7			3	✓			
T	8			2				
R	9			1				



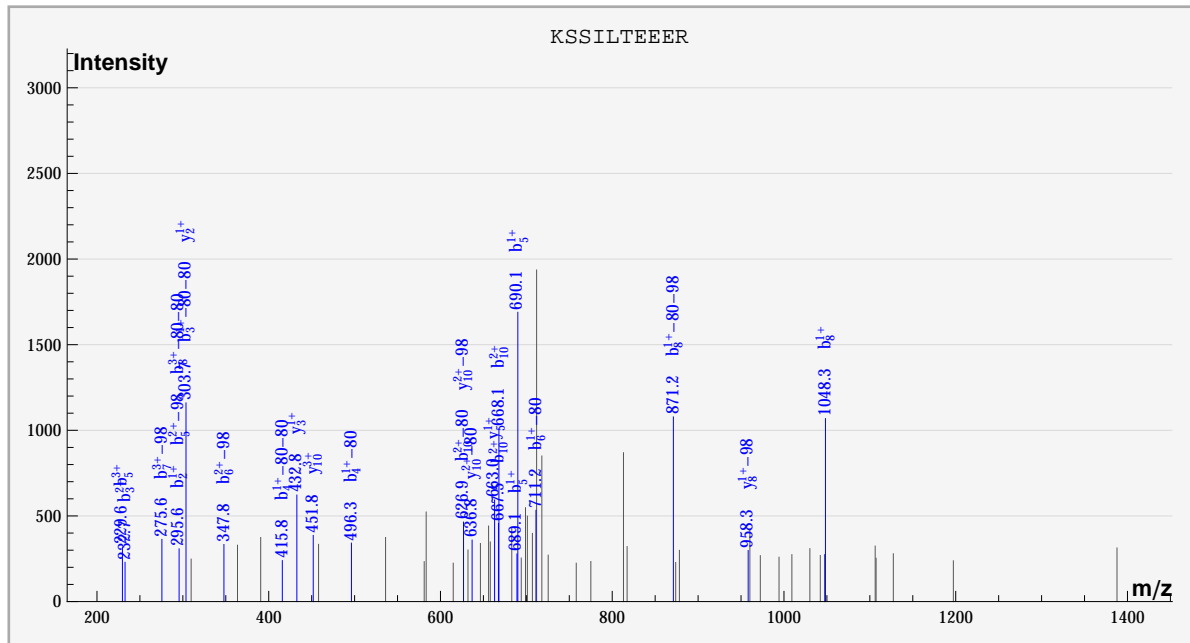
dbValid true RISGDLGSLLDK PHOS(1) 2. 678. -0.657698 5.08761 100. ? 1764.
 S_Acido_new%gi|68567115|gb|AA80044.1| RISGDLGSLLDK%:::PHOS:::%sample_0%compd_476



	#	b	b*	#	y	y*	P	P*
R	1							✓
I	2			11	✓			
S	3			10				
G	4			9				
D	5			8		✓		
L	6	✓		7				
G	7	✓		6		✓		
S	8	✓	✓	5	✓			
L	9	✓		4	✓			
L	10		✓	3	✓			
D	11			2	✓			
K	12	✓		1				

R I S G D L G S L L D K

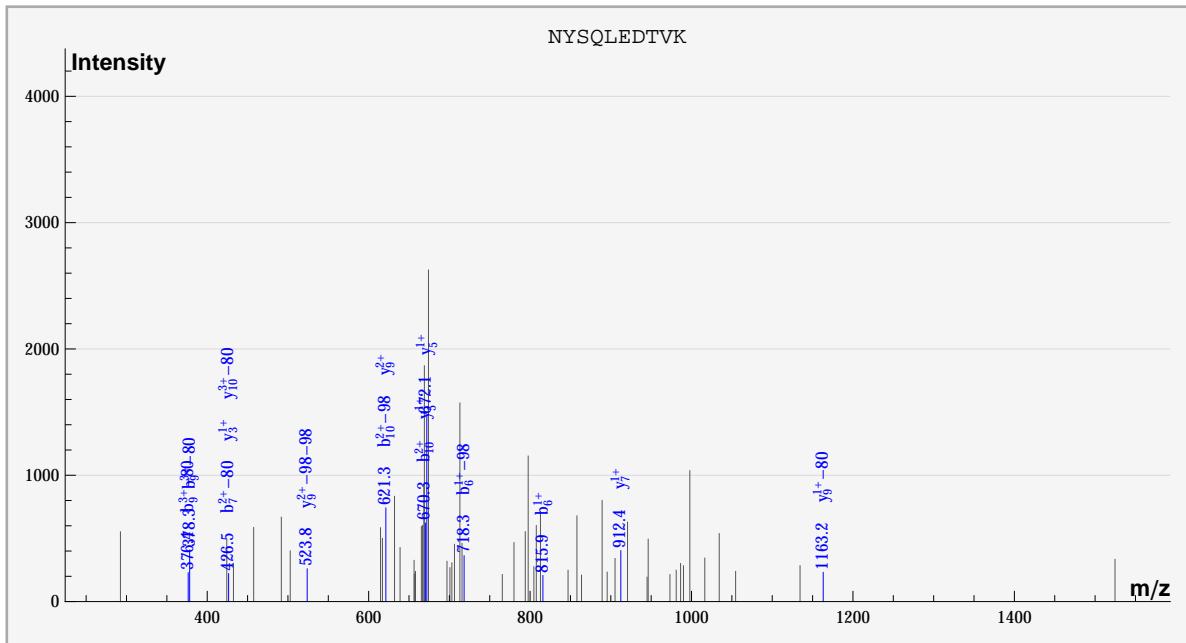
dbValid true KSSILTEER PHOS(2) 2. 678. -1.71928 5.03704 100. ? 1848.
 S_Acido_new%gii68566702|gb|AAY79631.1| KSSILTEER%::PHOS:PHOS:.....%sample_0%compd_553



	#	b	b*	#	y	y*	P	P*
K	1						✓	✓
S	2	✓		9				
S	3	✓	✓	8		✓		
I	4		✓	7				
L	5	✓	✓	6				
T	6		✓	5		✓		
E	7		✓	4				
E	8	✓	✓	3		✓		
E	9			2		✓		
R	10	✓	✓	1				



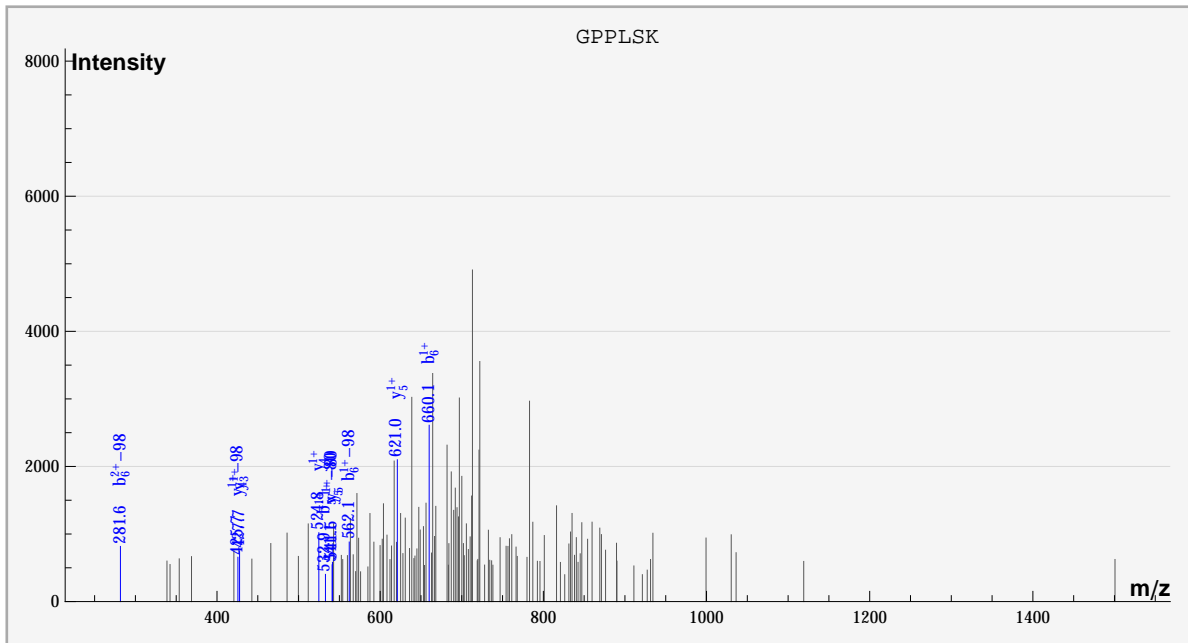
dbValid true NYSQLEDTVK PHOS(2) 2. 678. 0.759622 5.08639 100. ? 2970.
 S_Acido_new%gi|68568081|gb|AAY81010.1| NYSQLEDTVK%::PHOS:::PHOS:::sample_2%compd_1490



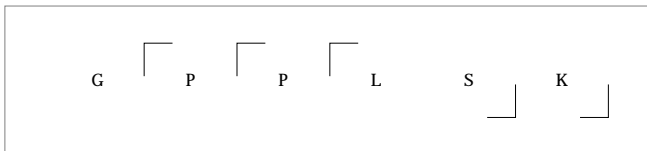
	#	b	b*	#	y	y*	P	P*
N	1							✓
Y	2			9	✓	✓		
S	3			8				
Q	4			7	✓			
L	5			6				
E	6	✓	✓	5	✓			
D	7		✓	4				
T	8			3	✓			
V	9		✓	2				
K	10	✓	✓	1				

┌ N ┌ Y S ┌ Q L ┌ E ┌ D ┌ T V ┌ K ┌

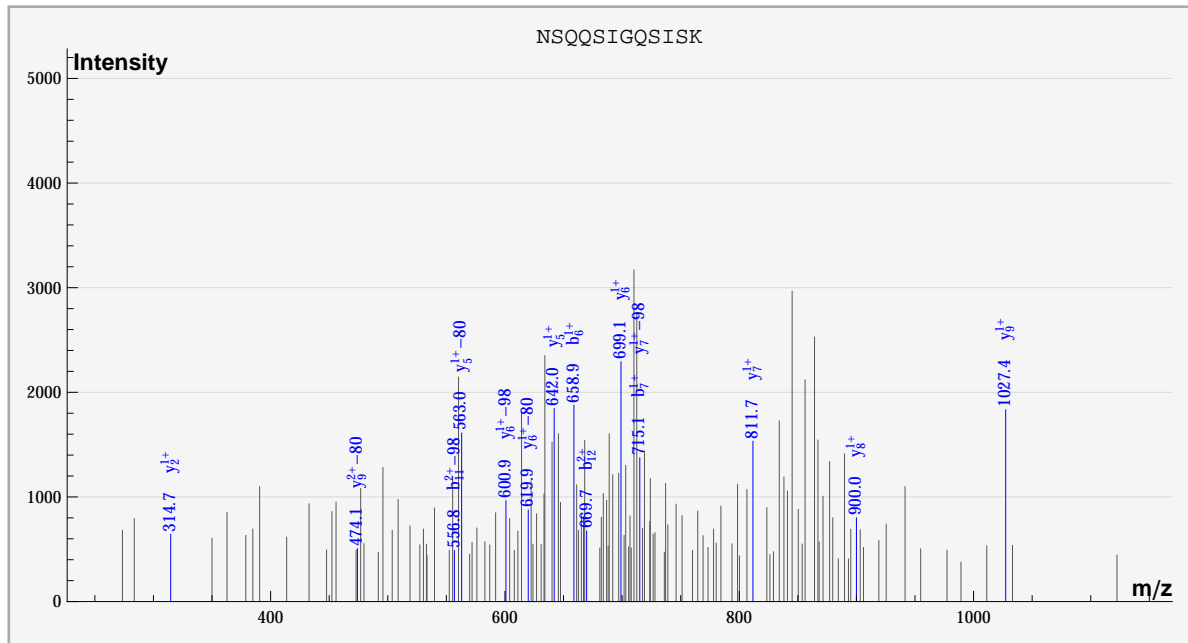
dbValid true GPPLSK PHOS(1) 1. 678. 0.322185 5.72134 100. ? 3084.
 S_Acido_new%gi|68567821|gb|AAY80750.1| GPPLSK%::::PHOS:::sample_0%compd_1680



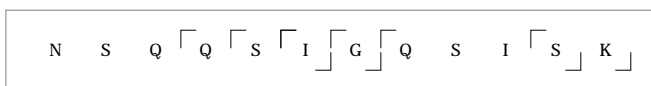
	#	b	b*	#	y	y*	P	P*
G	1							
P	2			5	✓	✓		
P	3			4	✓	✓		
L	4			3	✓			
S	5	✓		2				
K	6	✓	✓	1				



dbValid true NSQQSIGQSISK PHOS(1) 2. 679. -0.188618 5.16605 100. ? 2586.
 S_Acido_new%gil68568657|gb|AAY81586.1| NSQQSIGQSISK%:.....:PHOS::%sample_0%compd_1229

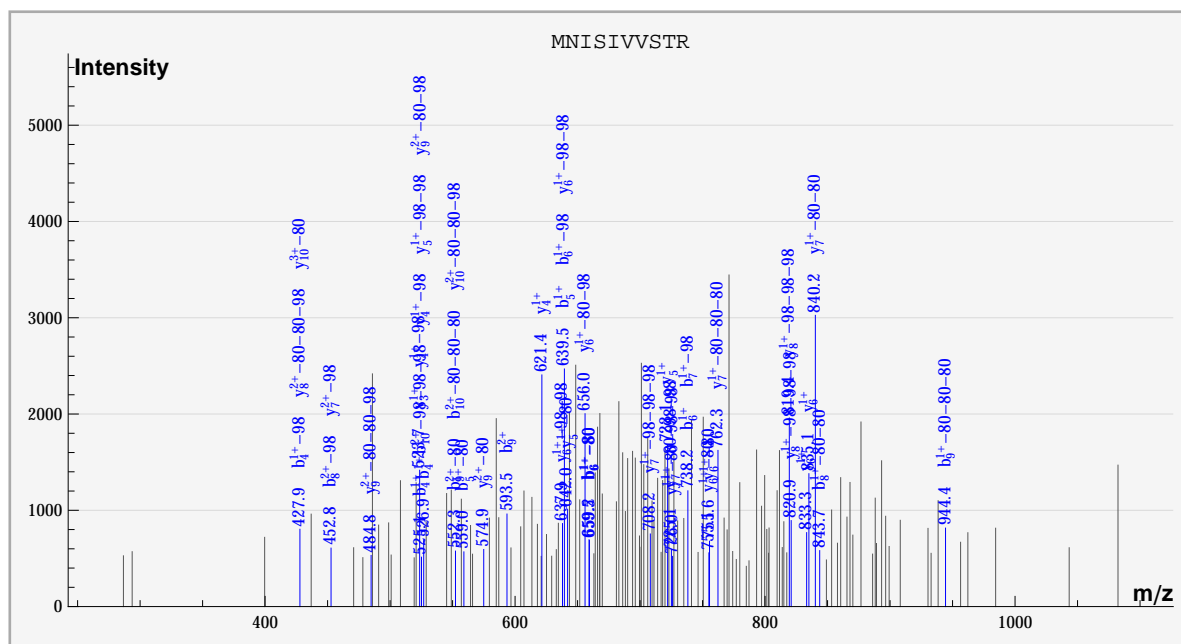


	#	b	b*	#	y	y*	P	P*
N	1							
S	2			11				
Q	3			10				
Q	4			9	✓	✓		
S	5			8	✓	✓		
I	6	✓		7	✓	✓		
G	7	✓		6	✓	✓		
Q	8			5	✓	✓		
S	9			4				
I	10			3				
S	11		✓	2	✓			
K	12	✓		1				



dbValid true MNISIVVSTR PHOS(3) 2. 679. 1.26262 5.16215 100. ? 3084.

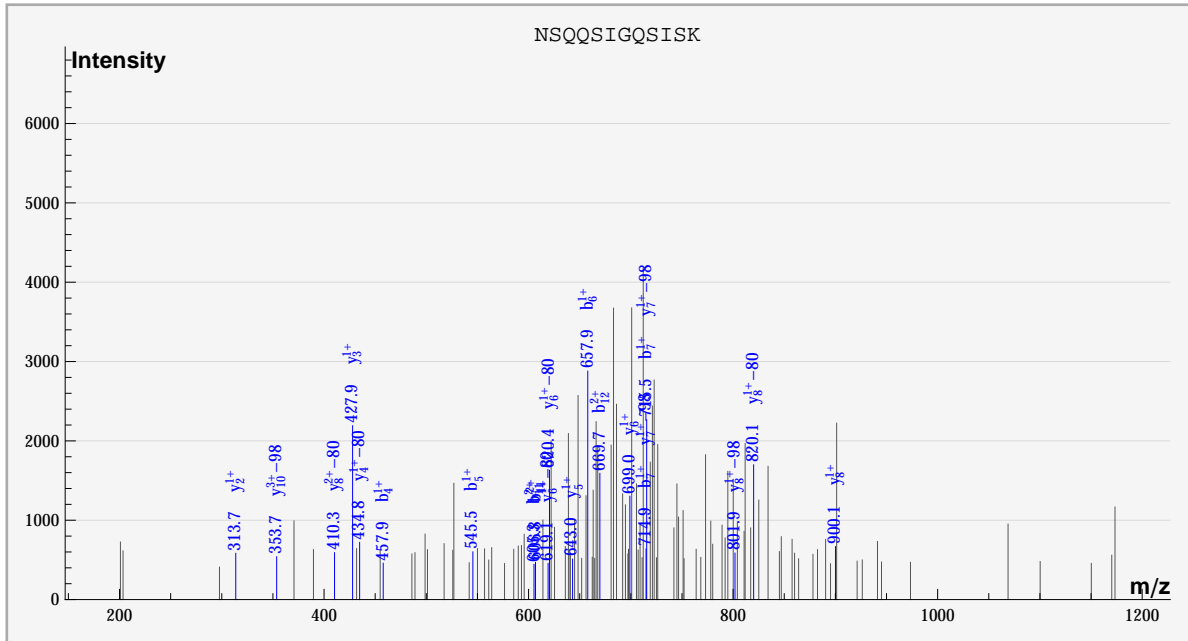
S_Acido_new%gii68566543|gb|AA79472.1| MNISIVVSTR%::::PHOS::::PHOS:PHOS::%sample_0%compd_1682



	#	b	b*	#	y	y*	P	P*
M	1							✓
N	2			9		✓		
I	3			8		✓		
S	4	✓	✓	7		✓		
I	5	✓	✓	6	✓	✓		
V	6	✓	✓	5	✓	✓		
V	7		✓	4	✓	✓		
S	8		✓	3	✓			
T	9	✓	✓	2				
R	10		✓	1				

M N I S I V V S T R

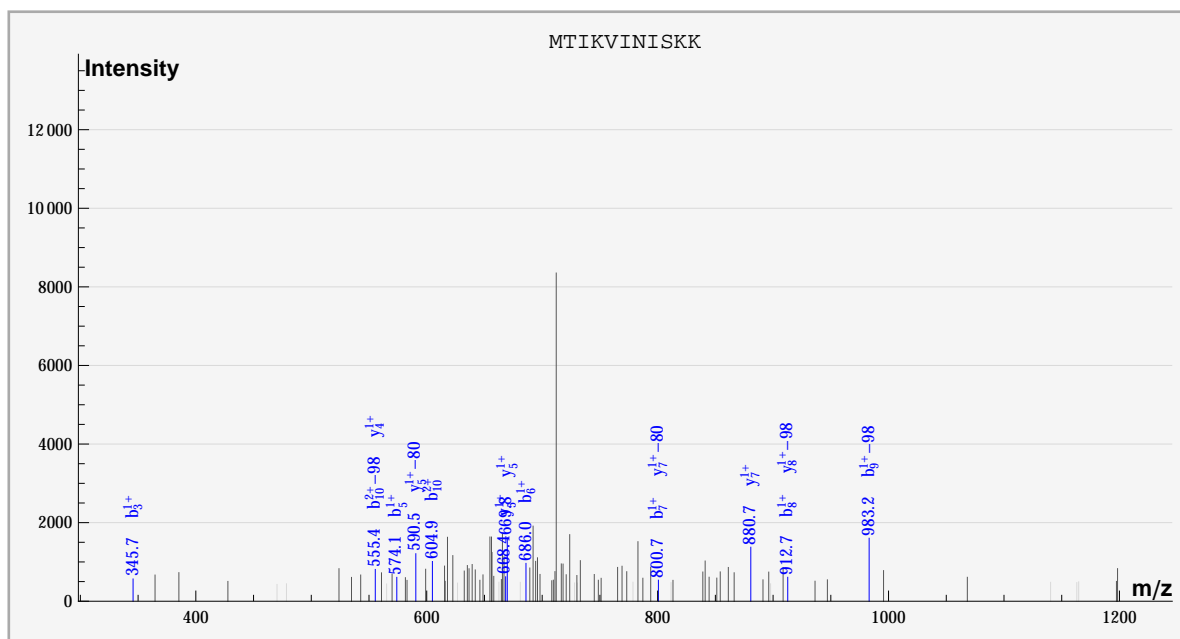
dbValid true NSQQSIGQSISK PHOS(1) 2. 679. -0.188618 5.17487 100. ? 3324.
 S_Acido_new%gi|68568657|gb|AAy81586.1| NSQQSIGQSISK%:.....PHOS::%sample_0%compd_1904



	#	b	b*	#	y	y*	P	P*
N	1							
S	2			11				
Q	3			10		✓		
Q	4	✓		9				
S	5	✓		8	✓	✓		
I	6	✓		7		✓		
G	7	✓		6	✓	✓		
Q	8			5	✓			
S	9			4		✓		
I	10			3	✓			
S	11	✓		2	✓			
K	12	✓		1				



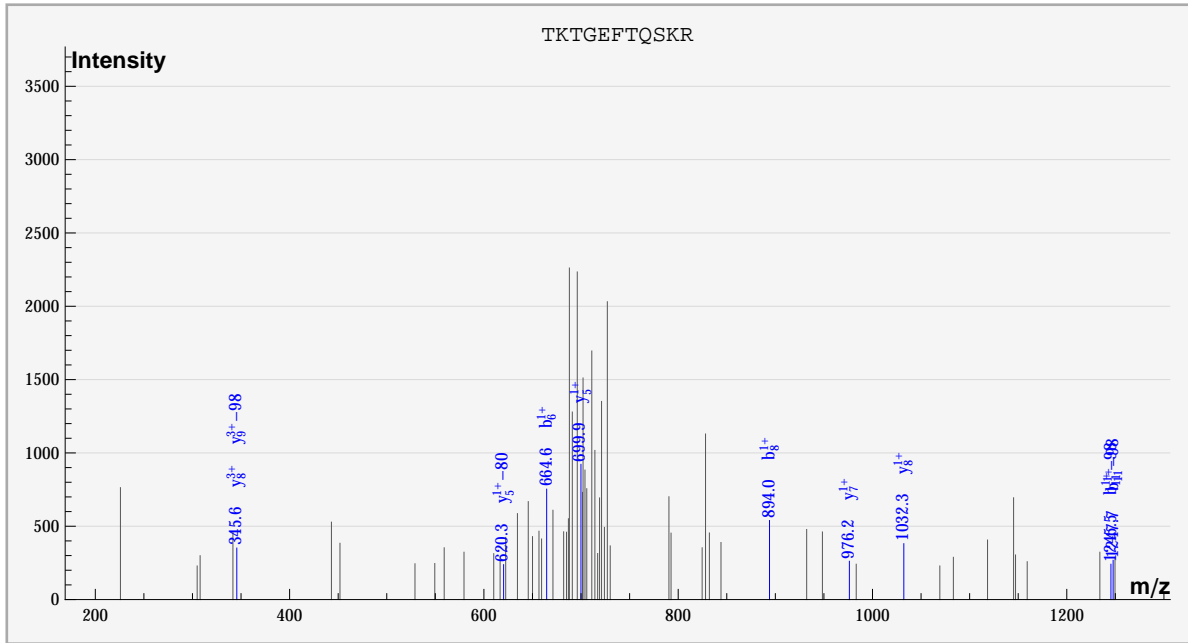
dbValid true MTIKVINISKK PHOS(1) 2. 679. -1.11998 5.36326 100. ? 3588.
 S_Acido_new%gi|68567455|gb|AAY80384.1| MTIKVINISKK%:.....PHOS:::sample_0%compd_2148



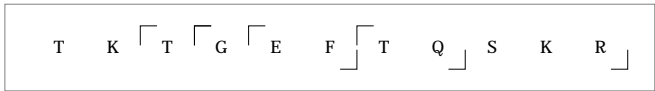
	#	b	b*	#	y	y*	P	P*
M	1							
T	2			10				
I	3	✓		9				
K	4			8		✓		
V	5	✓		7	✓	✓		
I	6	✓		6				
N	7	✓		5	✓	✓		
I	8	✓		4	✓			
S	9		✓	3				
K	10	✓	✓	2				
K	11			1				

M T I K V I N I S K K

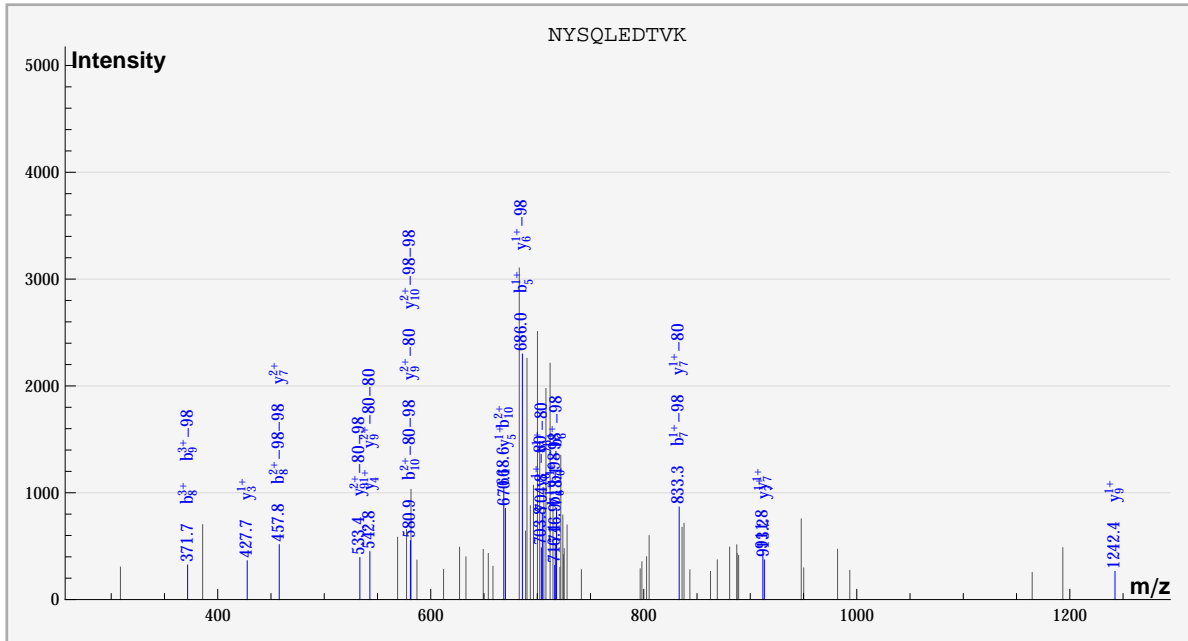
dbValid true TKTGEFTQSKR PHOS(1) 2. 680. 1.82429 5.21698 100. ? 2712.
 S_Acido_new%gil68567392|gb|AAY80321.1| TKTGEFTQSKR%:::PHOS:::sample_3%cmpd_1343



	#	b	b*	#	y	y*	P	P*
T	1							
K	2			10				
T	3			9		✓		
G	4			8	✓			
E	5			7	✓			
F	6	✓		6				
T	7			5	✓	✓		
Q	8	✓		4				
S	9			3				
K	10			2				
R	11		✓	1				



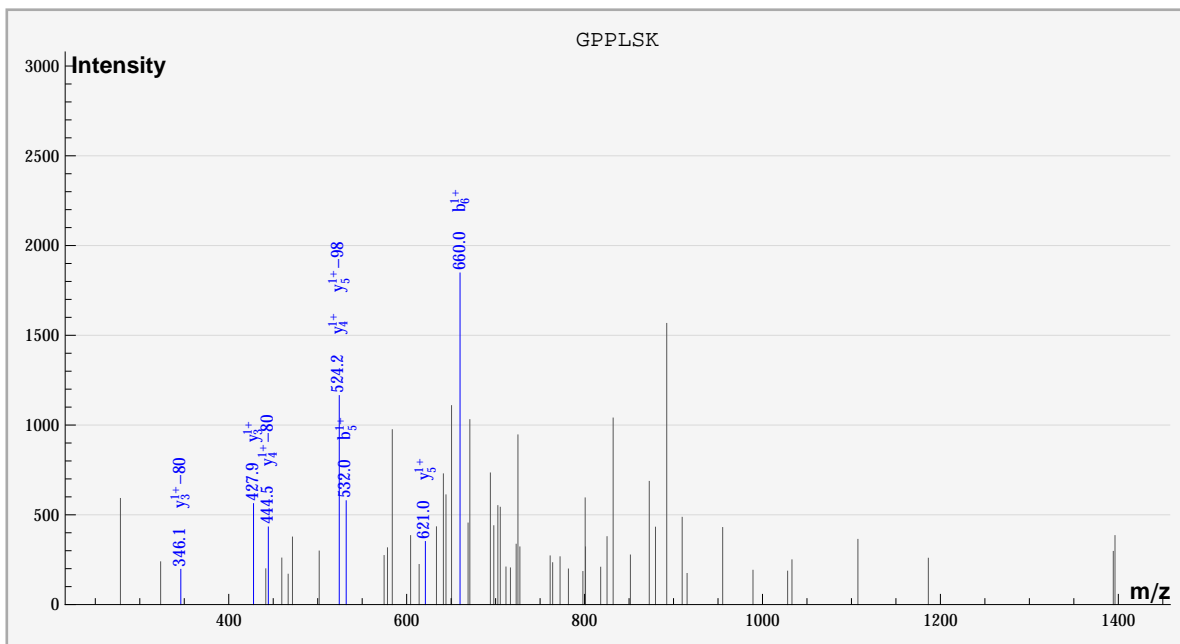
dbValid true NYSQLEDTVK PHOS(2) 2. 680. -1.24038 5.67562 100. ? 3132.
 S_Acido_new%gi|68568081|gb|AA81010.1| NYSQLEDTVK%::PHOS:::PHOS::%sample_3%compd_1729



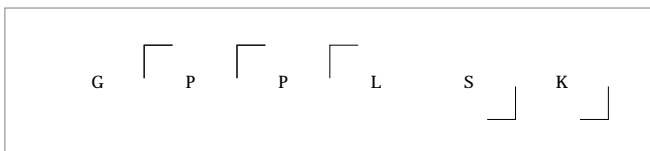
	#	b	b*	#	y	y*	P	P*
N	1							✓
Y	2			9	✓	✓		
S	3			8				
Q	4			7	✓	✓		
L	5	✓		6		✓		
E	6		✓	5	✓			
D	7		✓	4	✓			
T	8	✓	✓	3	✓			
V	9		✓	2				
K	10	✓	✓	1				

{
N
{
Y
S
{
Q
{
L
}
}
E
}
}
D
}
}
T
}
}
V
}
}
K
}
}

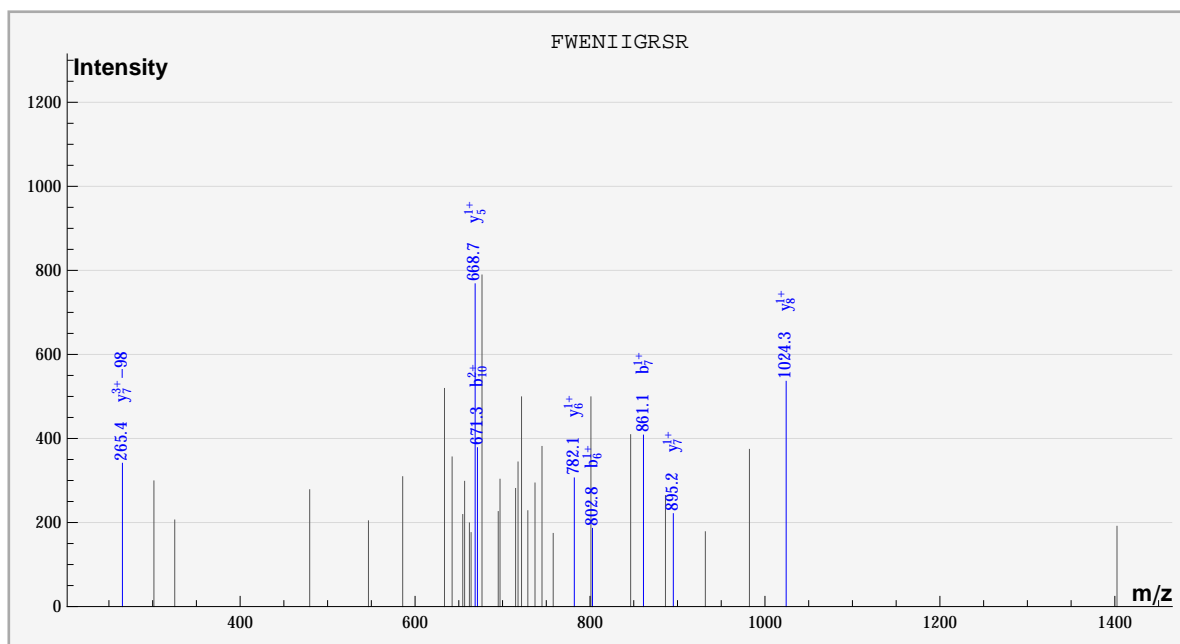
dbValid true GPPLSK PHOS(1) 1. 680. -1.67782 6.02304 100. ? 3186.
 S_Acido_new%gi|68567821|gb|AAY80750.1| GPPLSK%::::PHOS::%sample_2%cmpd_1666



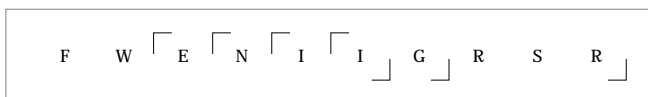
	#	b	b*	#	y	y*	P	P*
G	1							
P	2			5	✓	✓		
P	3			4	✓	✓		
L	4			3	✓	✓		
S	5	✓		2				
K	6	✓		1				



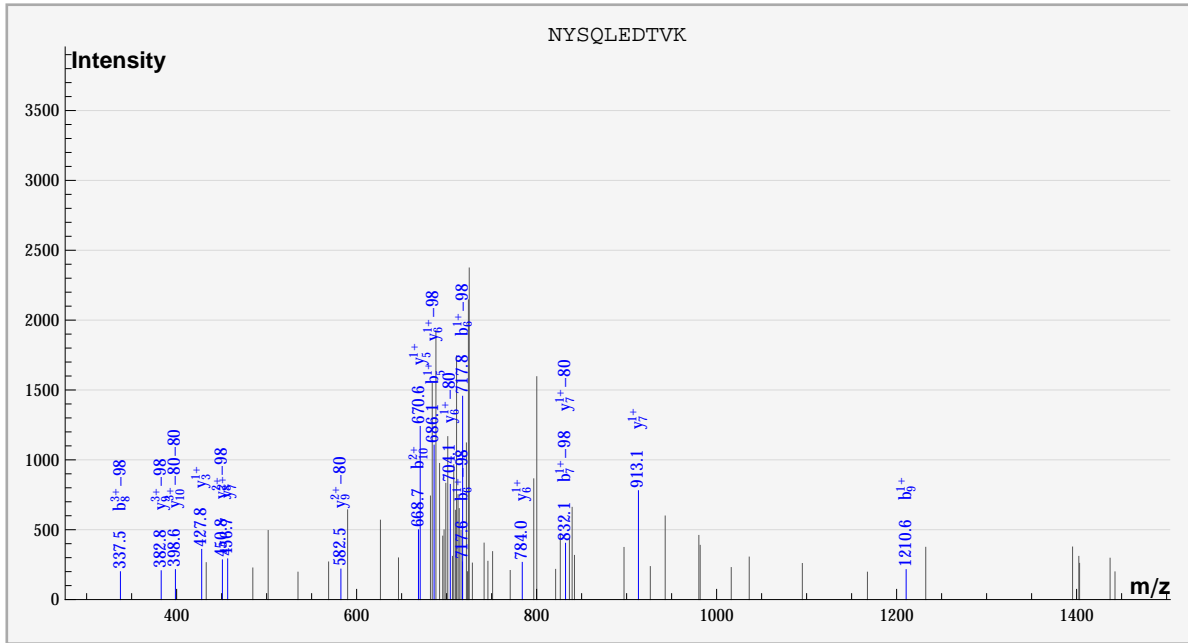
dbValid true FWENIIGRSR PHOS(1) 2. 680. -0.675748 5.24847 100. ? 3282.
 S_Acido_new%gi|68568042|gb|AA80971.1| FWENIIGRSR%:::::PHOS::%sample_2%cmpd_1750



	#	b	b*	#	y	y*	P	P*
F	1							
W	2			9				
E	3			8	✓			
N	4			7	✓	✓		
I	5			6	✓			
I	6	✓		5	✓			
G	7	✓		4				
R	8			3				
S	9			2				
R	10	✓		1				



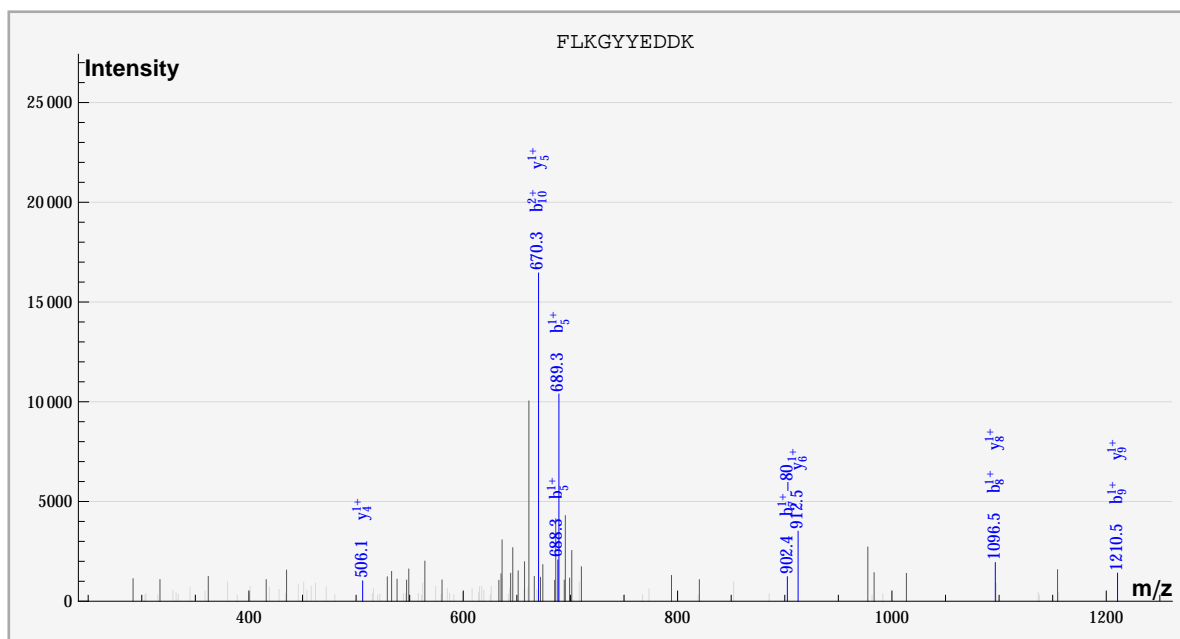
dbValid true NYSQLEDTVK PHOS(2) 2. 680. -1.24038 5.13951 100. ? 3342.
 S_Acido_new%gi|68568081|gb|AA81010.1| NYSQLEDTVK%::PHOS:::PHOS:::sample_3%compd_1918



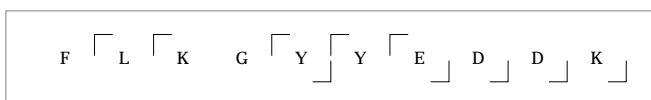
	#	b	b*	#	y	y*	P	P*
N	1							✓
Y	2			9		✓		
S	3			8		✓		
Q	4			7	✓	✓		
L	5	✓		6	✓	✓		
E	6		✓	5	✓			
D	7		✓	4				
T	8		✓	3	✓			
V	9	✓		2				
K	10	✓		1				

┌ N ─┐ ┌ Y ─┐ ┌ S ─┐ ┌ Q ─┐ ┌ L ─┐ ┌ E ─┐ ┌ D ─┐ ┌ T ─┐ ┌ V ─┐ ┌ K ─┐

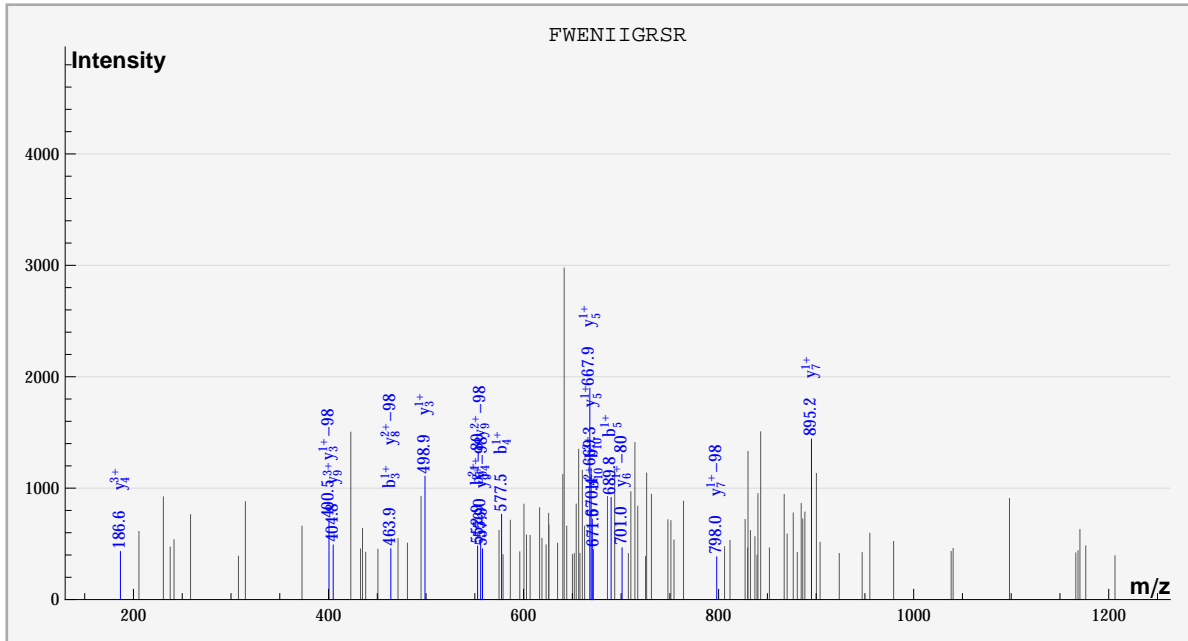
dbValid true FLKGYEDDK PHOS(1) 2. 681. -1.71079 5.13818 100. ? 2118.
 S_Acido_new%gi|68568489|gb|AAY81418.1| FLKGYEDDK%:::PHOS:::sample_1%compd_756



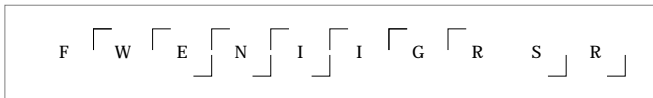
	#	b	b*	#	y	y*	P	P*
F	1							
L	2			9	✓			
K	3			8	✓			
G	4			7				
Y	5	✓		6	✓			
Y	6			5	✓			
E	7		✓	4	✓			
D	8	✓		3				
D	9	✓		2				
K	10	✓		1				



dbValid true FWENIIGRSR PHOS(1) 2. 681. -1.67575 4.98498 100. ? 2250.
 S_Acido_new%gi|68568042|gb|AA80971.1| FWENIIGRSR%:::::PHOS::%sample_3%compd_925

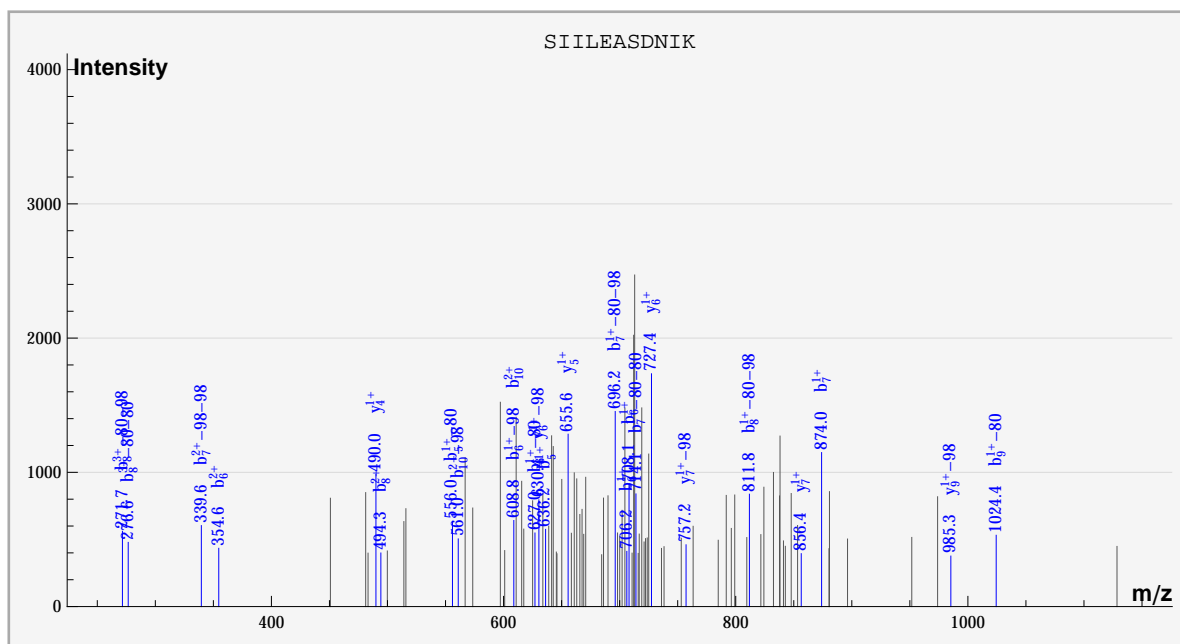


	#	b	b*	#	y	y*	P	P*
F	1							
W	2			9	✓	✓		
E	3	✓		8		✓		
N	4	✓		7	✓	✓		
I	5	✓		6		✓		
I	6			5	✓			
G	7			4	✓			
R	8			3	✓	✓		
S	9		✓	2				
R	10	✓		1				



dbValid true SILEASDNIK PHOS(2) 2. 681. 0.801282 5.1204 100. ? 3690.

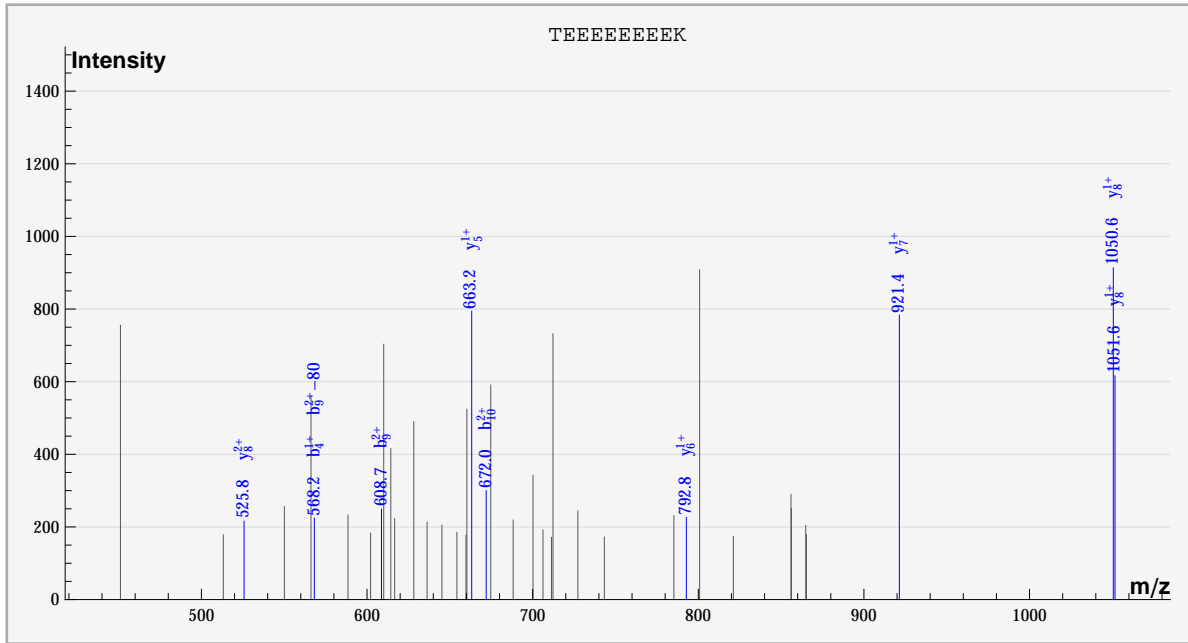
S_Acido_new%gi|68567536|gb|AA80465.1| SILEASDNIK%:PHOS:::PHOS:::sample_3%compd_2239



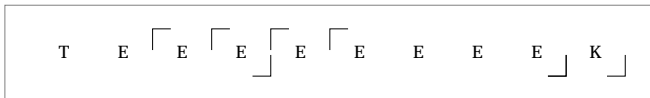
	#	b	b*	#	y	y*	P	P*
S	1							
I	2			10				
I	3			9		✓		
L	4			8				
E	5	✓	✓	7	✓	✓		
A	6	✓	✓	6	✓	✓		
S	7	✓	✓	5	✓			
D	8	✓	✓	4	✓			
N	9		✓	3				
I	10	✓	✓	2				
K	11			1				

S I I L E A S D N I K

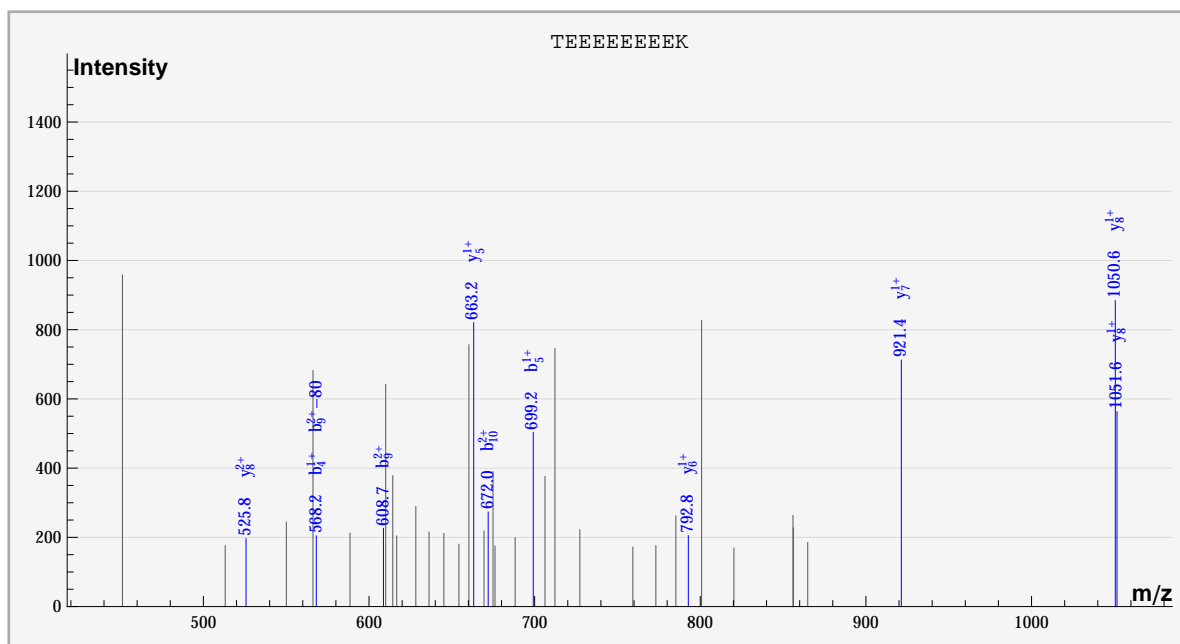
dbValid true TEEEEEEEEK PHOS(1) 2. 682. -1.2626 5.05066 100. ? 3906.
 S_Acido_new%gi|68567193|gb|AAY80122.1| TEEEEEEEEK%:PHOS:::.....%sample_1%cmpd_2291



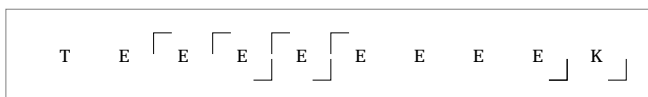
	#	b	b*	#	y	y*	P	P*
T	1							
E	2			9				
E	3			8		✓		
E	4	✓		7		✓		
E	5			6		✓		
E	6			5		✓		
E	7			4				
E	8			3				
E	9	✓	✓	2				
K	10	✓		1				



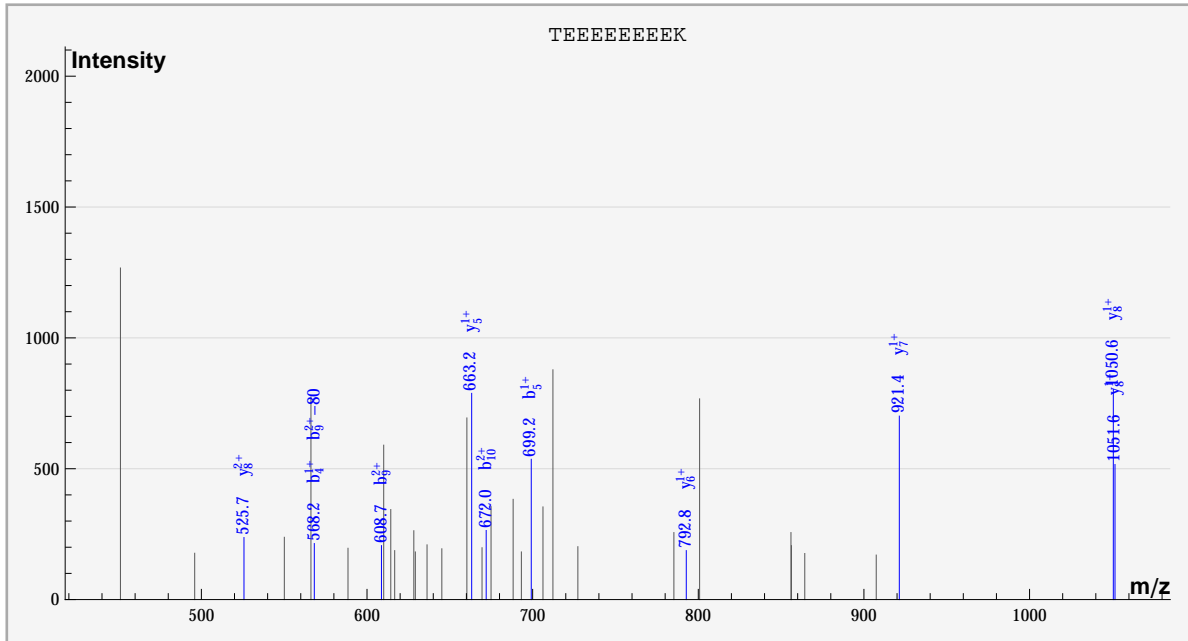
dbValid true TEEEEEEEEK PHOS(1) 2. 682. -1.2626 5.02195 100. ? 3918.
 S_Acido_new%gi|68567193|gb|AAY80122.1| TEEEEEEEEK%:PHOS:::.....%sample_1%cmpd_2302



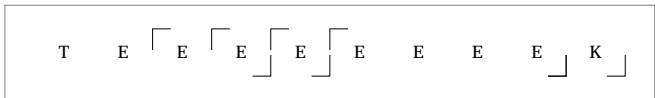
	#	b	b*	#	y	y*	P	P*
T	1							
E	2			9				
E	3			8		✓		
E	4	✓		7		✓		
E	5	✓		6		✓		
E	6			5		✓		
E	7			4				
E	8			3				
E	9	✓	✓	2				
K	10	✓		1				



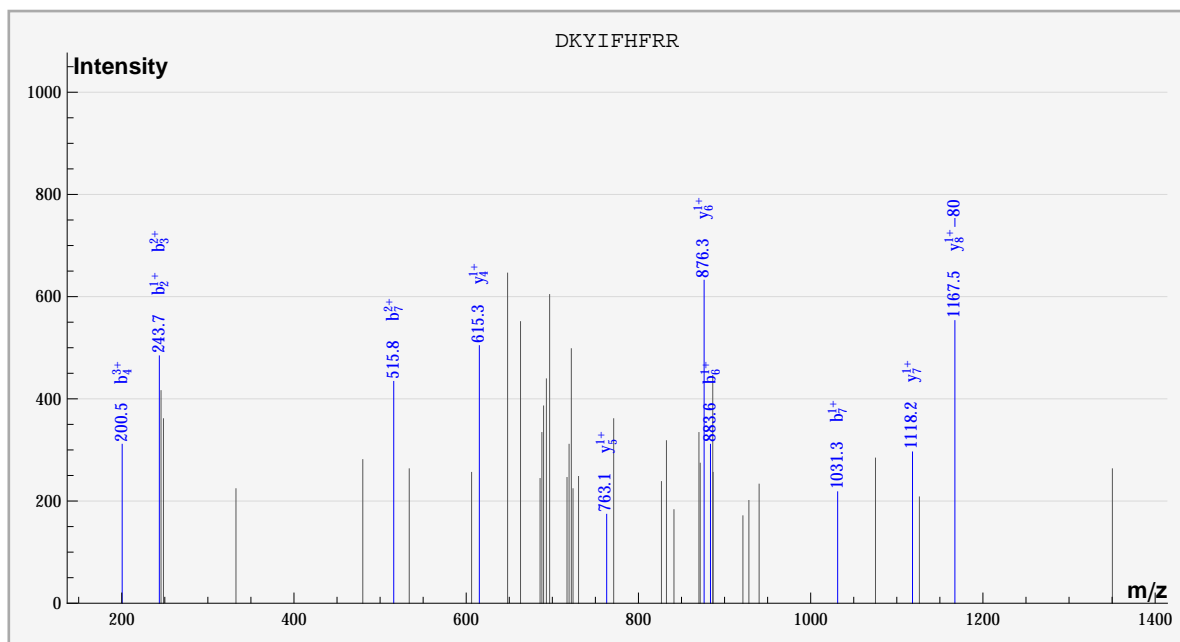
dbValid true TEEEEEEEEK PHOS(1) 2. 682. -1.2626 5.06085 100. ? 3930.
 S_Acido_new%gi|68567193|gb|AAY80122.1| TEEEEEEEEK%:PHOS:::.....%sample_1%cmpd_2312



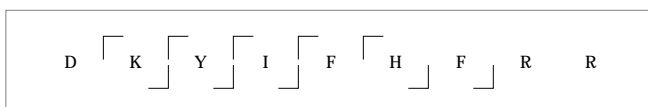
	#	b	b*	#	y	y*	P	P*
T	1							
E	2			9				
E	3			8		✓		
E	4	✓		7		✓		
E	5	✓		6		✓		
E	6			5		✓		
E	7			4				
E	8			3				
E	9	✓	✓	2				
K	10	✓		1				



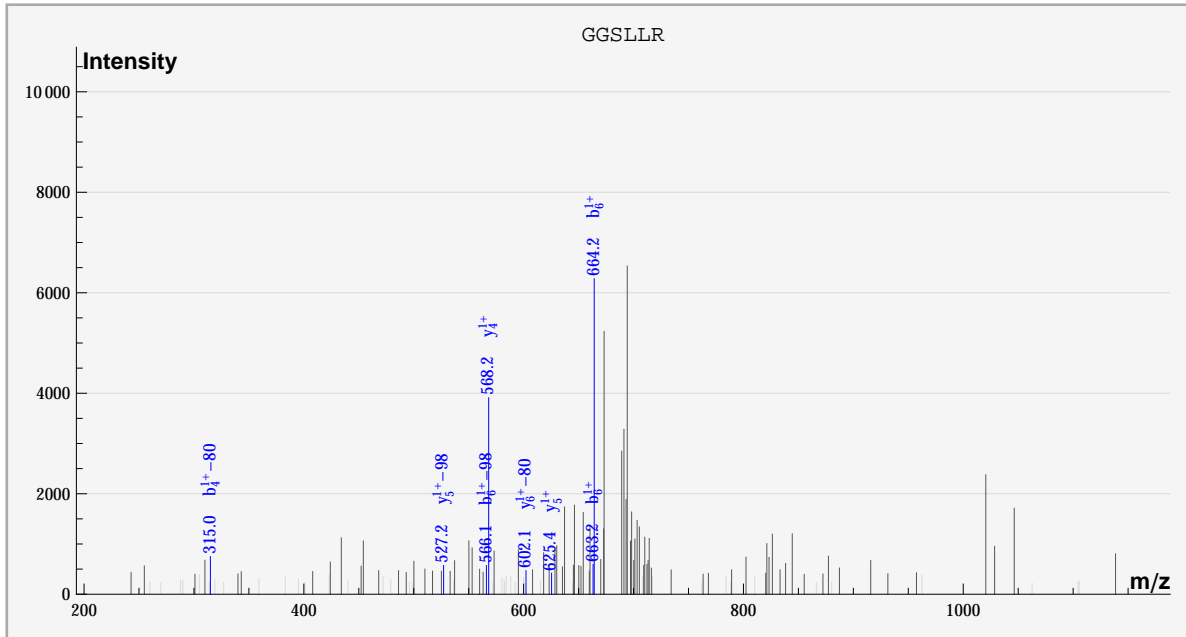
dbValid true DKYIFHFRR PHOS(1) 2. 682. -0.670663 5.44921 100. ? 4080.
 S_Acido_new%gi|68568101|gb|AAY81030.1| DKYIFHFRR%:::PHOS:::sample_3%cmpd_2594



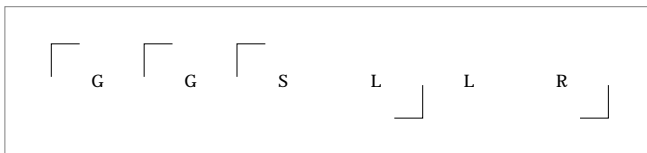
	#	b	b*	#	y	y*	P	P*
D	1							
K	2	✓		8		✓		
Y	3	✓		7	✓			
I	4	✓		6	✓			
F	5			5	✓			
H	6	✓		4	✓			
F	7	✓		3				
R	8			2				
R	9			1				



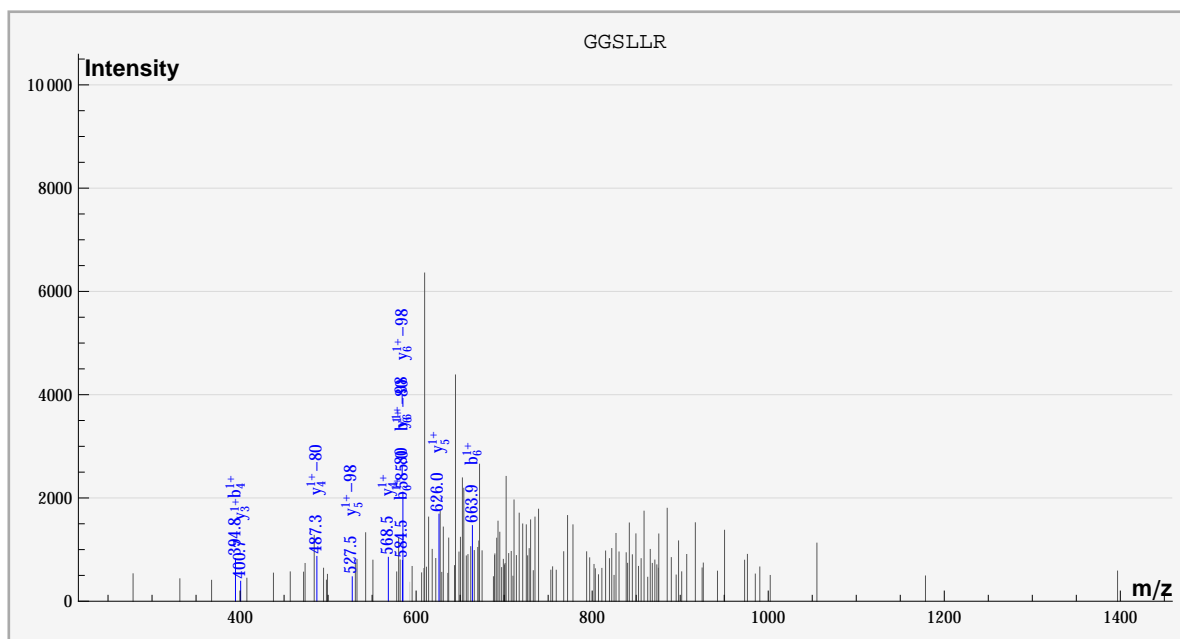
dbValid true GGSLLR PHOS(1) 1. 684. -1.67167 5.13087 100. ? 2640.
 S_Acido_new%gi|68567831|gb|AAY80760.1| GGSLLR%:::PHOS:::%sample_1%compd_1206



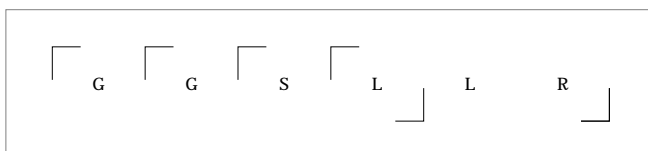
	#	b	b*	#	y	y*	P	P*
G	1							✓
G	2			5	✓	✓		
S	3			4	✓			
L	4	✓		3				
L	5			2				
R	6	✓	✓	1				



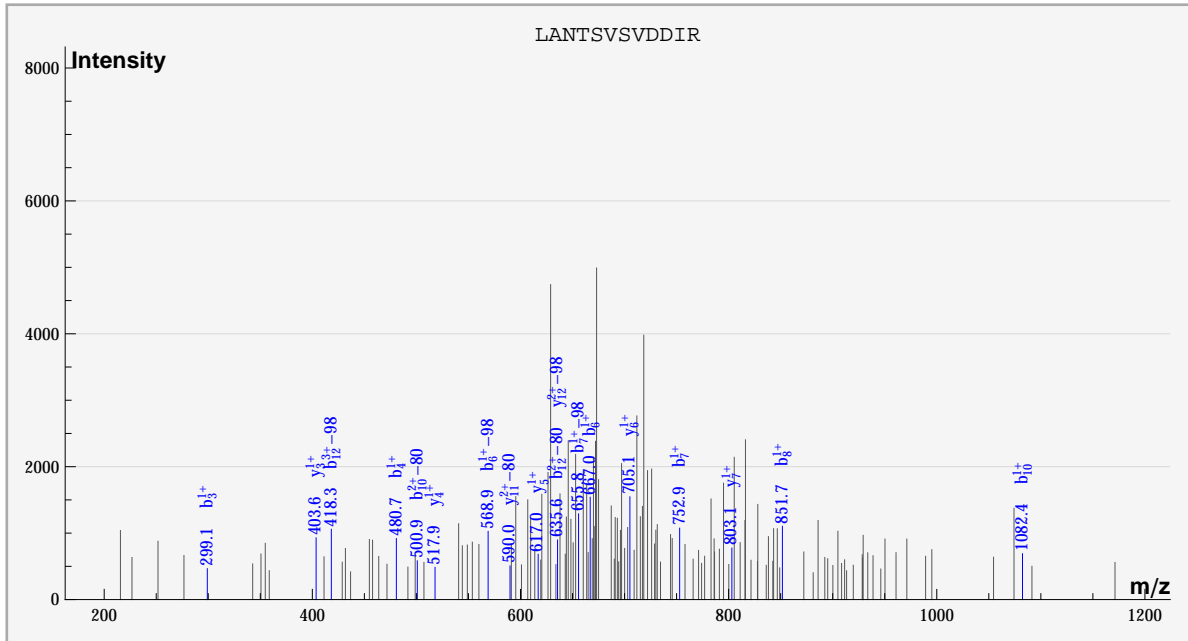
dbValid true GGSLLR PHOS(1) 1. 684. -1.67167 5.54287 100. ? 2868.
 S_Acido_new%gi|68567831|gb|AAY80760.1| GGSLLR%:::PHOS:::%sample_3%cmpd_1490



	#	b	b*	#	y	y*	P	P*
G	1							✓
G	2			5	✓	✓		
S	3			4	✓	✓		
L	4	✓		3	✓			
L	5			2				
R	6	✓	✓	1				



dbValid true LANTSVSVD DIR PHOS(1) 2. 684. 1.32157 5.02562 100. ? 3066.
 S_Acido_new%gil68567378|gb|AAY80307.1| LANTSVSVD DIR%::::PHOS::::::::::%sample_3%compd_1667

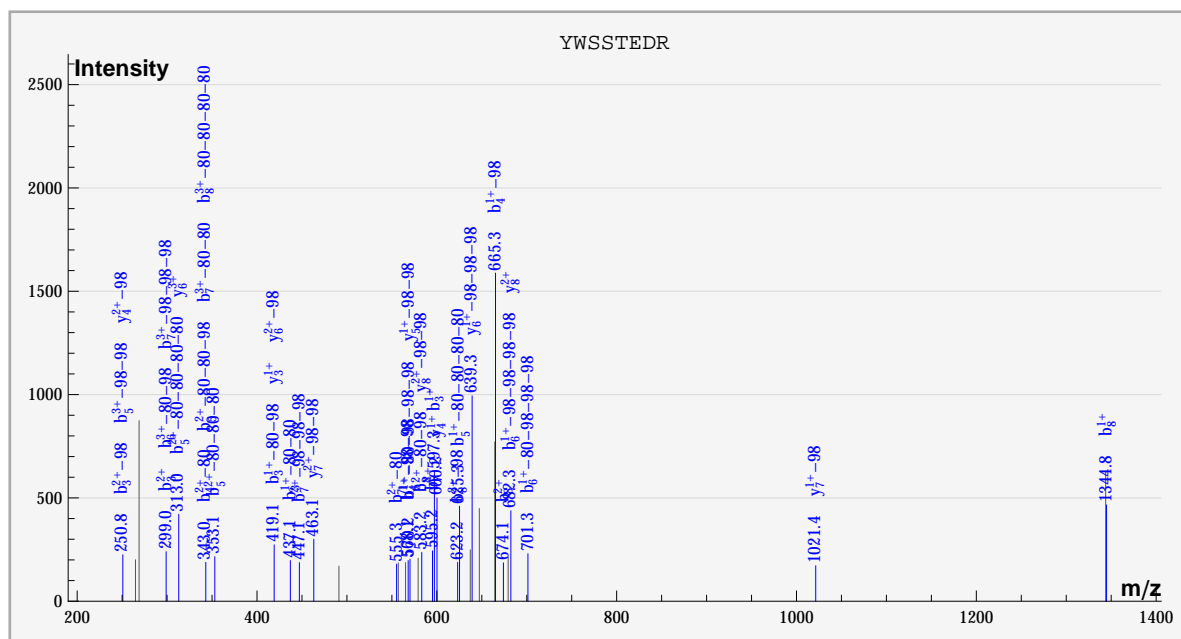


	#	b	b*	#	y	y*	P	P*
L	1							✓
A	2			11		✓		
N	3	✓		10				
T	4	✓		9				
S	5			8				
V	6	✓	✓	7	✓			
S	7	✓	✓	6	✓			
V	8	✓		5	✓			
D	9			4	✓			
D	10	✓	✓	3	✓			
I	11			2				
R	12		✓	1				

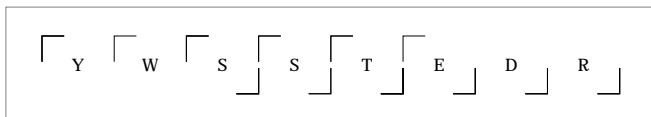
L A N T S V S V D D I R

dbValid true YWSSTEDR PHOS(4) 2. 684. -1.84232 5.33971 100. ? 4560.

S_Acido_new%gi|68568094|gb|AA81023.1| YWSSTEDR%:PHOS::PHOS:PHOS:PHOS:::%sample_1%cmpd_2838

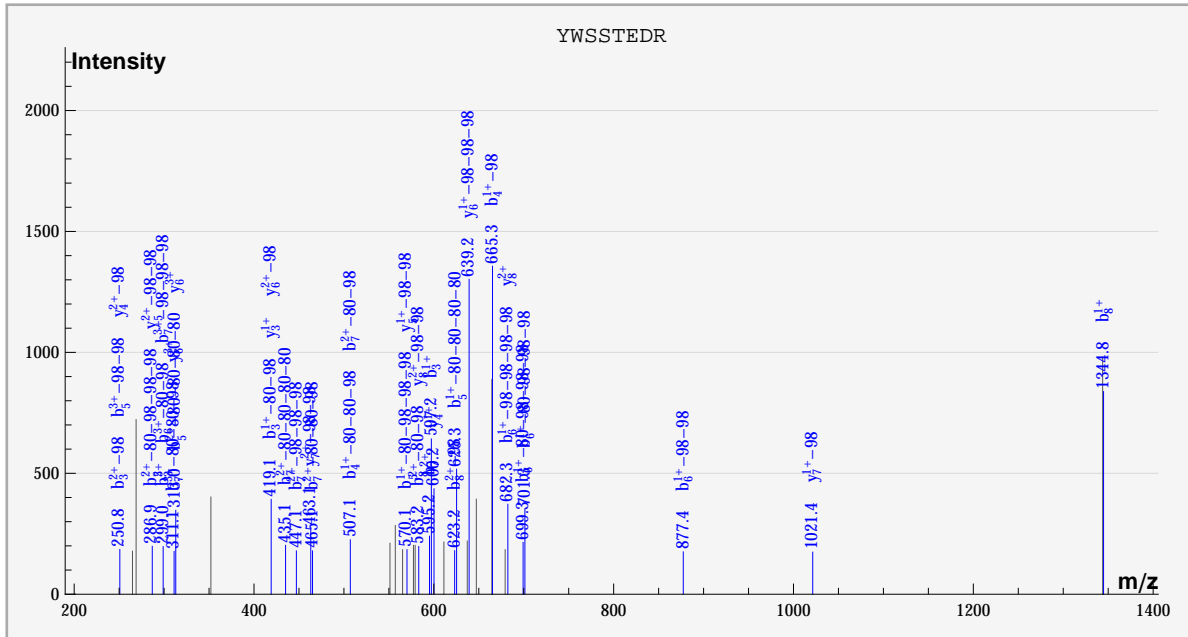


	#	b	b*	#	y	y*	P	P*
Y	1						✓	✓
W	2			7		✓		
S	3	✓	✓	6	✓	✓		
S	4		✓	5		✓		
T	5		✓	4	✓	✓		
E	6		✓	3		✓		
D	7	✓	✓	2				
R	8	✓	✓	1				

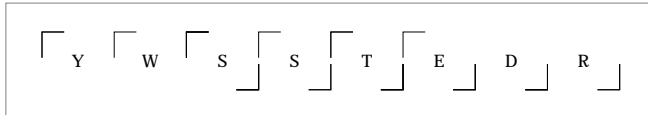


dbValid true YWSSTEDR PHOS(4) 2. 684. -1.84232 5.23785 100. ? 4584.

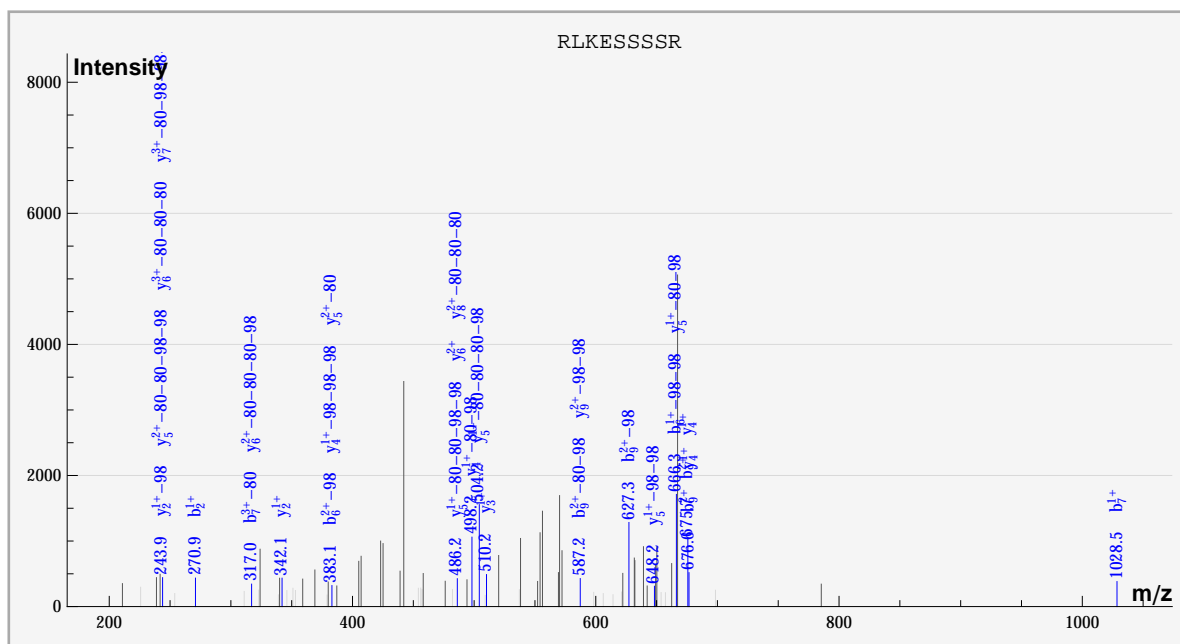
S_Acido_new%gii68568094|gb|AAy81023.1| YWSSTEDR%:PHOS::PHOS:PHOS:PHOS:::%sample_1%cmpd_2859



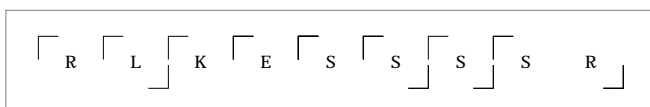
	#	b	b*	#	y	y*	P	P*
Y	1						✓	✓
W	2			7		✓		
S	3	✓	✓	6	✓	✓		
S	4		✓	5		✓		
T	5		✓	4	✓	✓		
E	6		✓	3		✓		
D	7	✓	✓	2				
R	8	✓	✓	1				



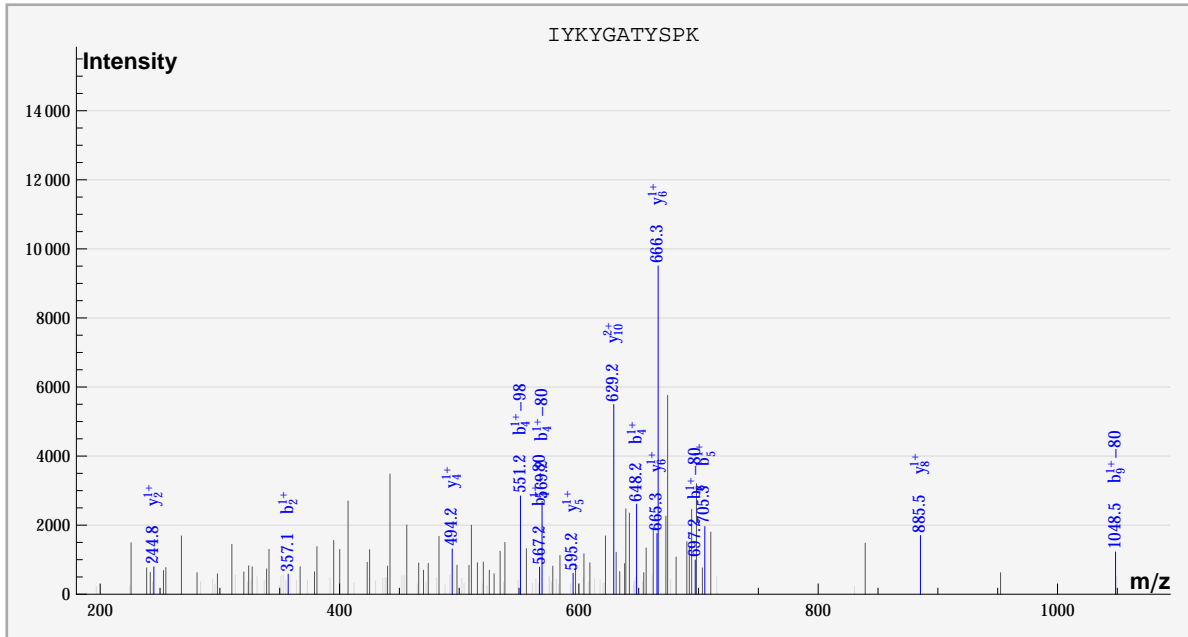
dbValid true RLKESSSSR PHOS(4) 2. 686. -0.778858 5.09483 100. ? 1422.
 S_Acido_new%gi|68567995|gb|AAy80924.1| RLKESSSSR%::::PHOS:PHOS:PHOS:PHOS::%sample_1%compd_169



	#	b	b*	#	y	y*	P	P*
R	1							✓
L	2	✓		8		✓		
K	3			7		✓		
E	4			6	✓	✓		
S	5			5		✓		
S	6		✓	4	✓	✓		
S	7	✓	✓	3	✓			
S	8			2	✓	✓		
R	9	✓	✓	1				



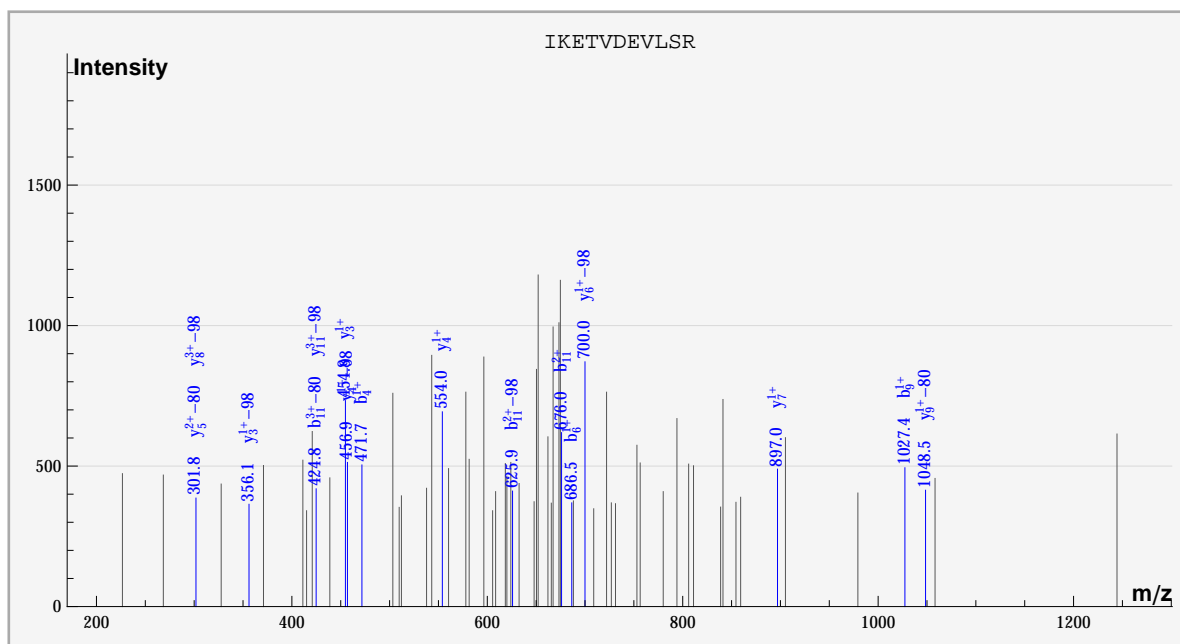
dbValid true IYKYGATYSPK PHOS(1) 2. 686. -0.176778 5.00005 100. ? 1818.
 S_Acido_new%gil68568042|gb|AAY80971.1| IYKYGATYSPK%::PHOS:::sample_1%compd_505



	#	b	b*	#	y	y*	P	P*
I	1							
Y	2	✓		10	✓			
K	3			9				
Y	4	✓	✓	8	✓			
G	5	✓		7				
A	6		✓	6	✓			
T	7			5	✓			
Y	8			4	✓			
S	9		✓	3				
P	10			2	✓			
K	11			1				

I Y K Y G A T Y S P K

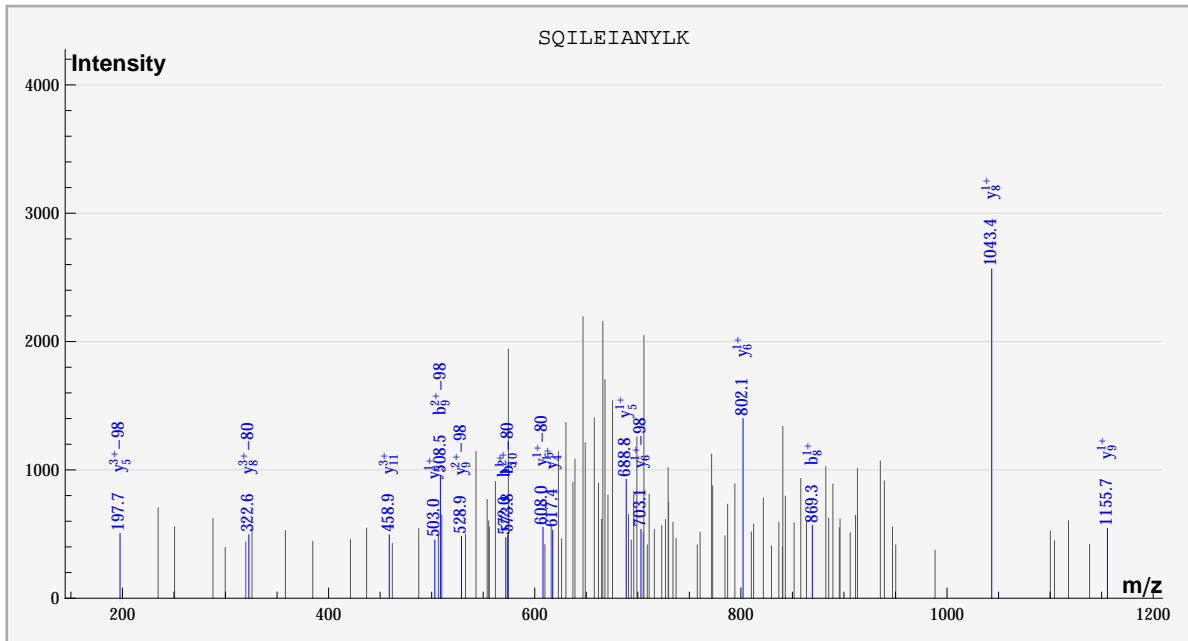
dbValid true IKETVDEVLSR PHOS(1) 2. 686. -1.15786 5.81787 100. ? 2046.
 S_Acido_new%gi|68567557|gb|AAV80486.1| IKETVDEVLSR%:::PHOS::%sample_3%cmpd_741



	#	b	b*	#	y	y*	P	P*
I	1							✓
K	2			10				
E	3			9		✓		
T	4	✓		8		✓		
V	5			7	✓			
D	6	✓		6		✓		
E	7			5		✓		
V	8			4	✓	✓		
L	9	✓		3	✓	✓		
S	10			2				
R	11	✓	✓	1				

I K E T V D E V L S R

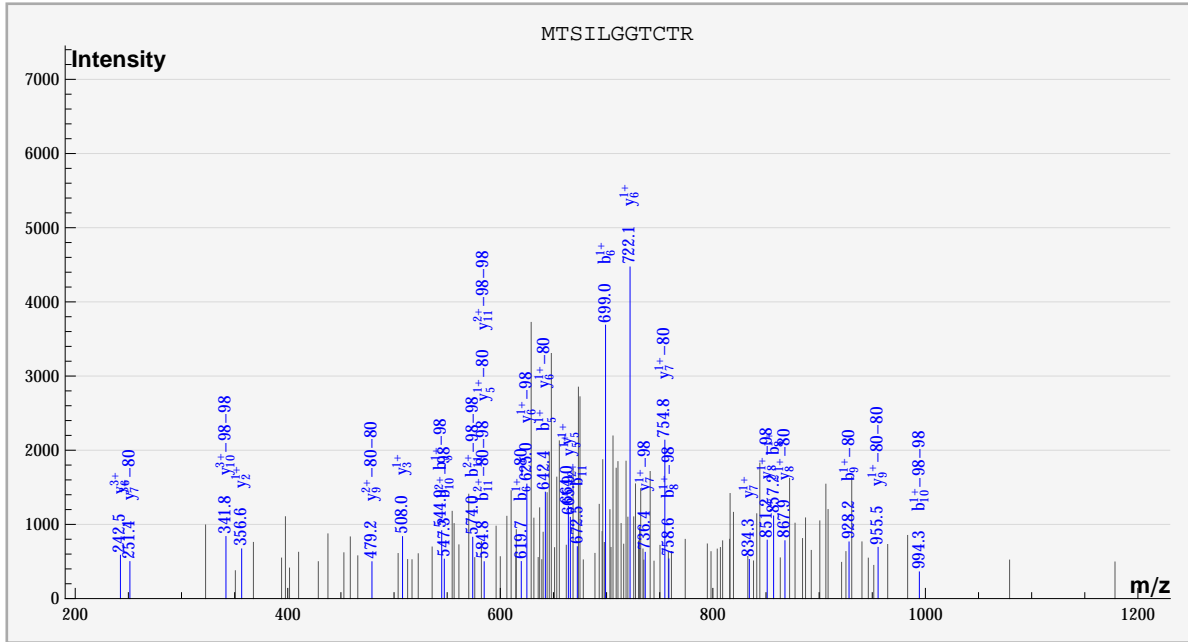
dbValid true SQILEIANYLK PHOS(1) 2. 686. 0.349602 5.00332 100. ? 2412.
 S_Acido_new%gi|68568698|gb|AAY81627.1| SQILEIANYLK%:.....PHOS:::sample_3%compd_1073



	#	b	b*	#	y	y*	P	P*
S	1							✓
Q	2			10				
I	3			9	✓	✓		
L	4			8	✓	✓		
E	5	✓		7				
I	6			6	✓	✓		
A	7			5	✓	✓		
N	8	✓		4	✓			
Y	9		✓	3	✓			
L	10		✓	2				
K	11			1				

┌ S Q ┌ I ┌ L E ┌ I ┌ A ┌ N ┌ Y ┌ L ┌ K

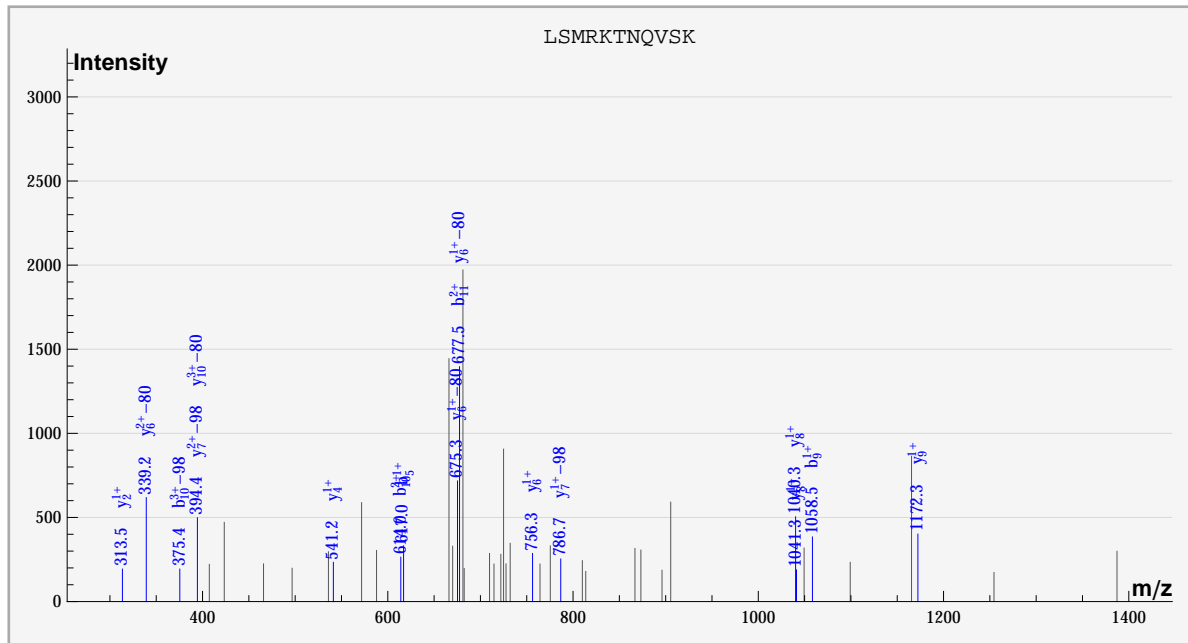
dbValid true MTSILGGTCTR Cys_CAM(1),Oxidation_M(1),PHOS(2) 2.
 686. 0.755497 4.97682 100. ? 3090. S_Acido_new%gi|68568045|gb|AAy80974.1|
 MTSILGGTCTR::Oxidation_M::PHOS:::Cys_CAM:PHOS::%sample_3%compd_1691



	#	b	b*	#	y	y*	P	P*
M	1							✓
T	2			10		✓		
S	3			9		✓		
I	4			8		✓		
L	5	✓	✓	7	✓	✓		
G	6	✓	✓	6	✓	✓		
G	7			5	✓	✓		
T	8	✓	✓	4				
C	9		✓	3	✓			
T	10		✓	2	✓			
R	11	✓	✓	1				

MTSILGGTCTR

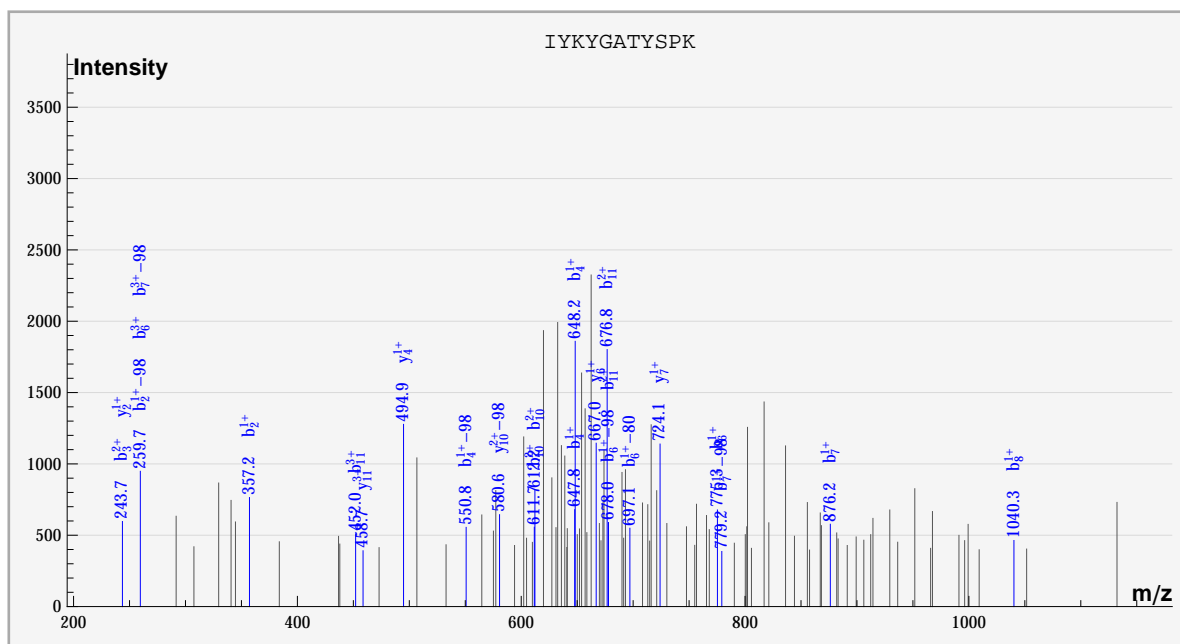
dbValid true LSMRKTNQVSK PHOS(1) 2. 686. 0.344337 5.00081 100. ? 3348.
 S_Acido_new%gi|68568162|gb|AA81091.1| LSMRKTNQVSK%:::PHOS::%sample_2%compd_1809



	#	b	b*	#	y	y*	P	P*
L	1							
S	2			10		✓		
M	3			9	✓			
R	4			8	✓			
K	5	✓		7		✓		
T	6			6	✓	✓		
N	7			5				
Q	8			4	✓			
V	9	✓		3				
S	10	✓	✓	2	✓			
K	11	✓		1				

L [S [M [R [K] T N [Q V [S] K]

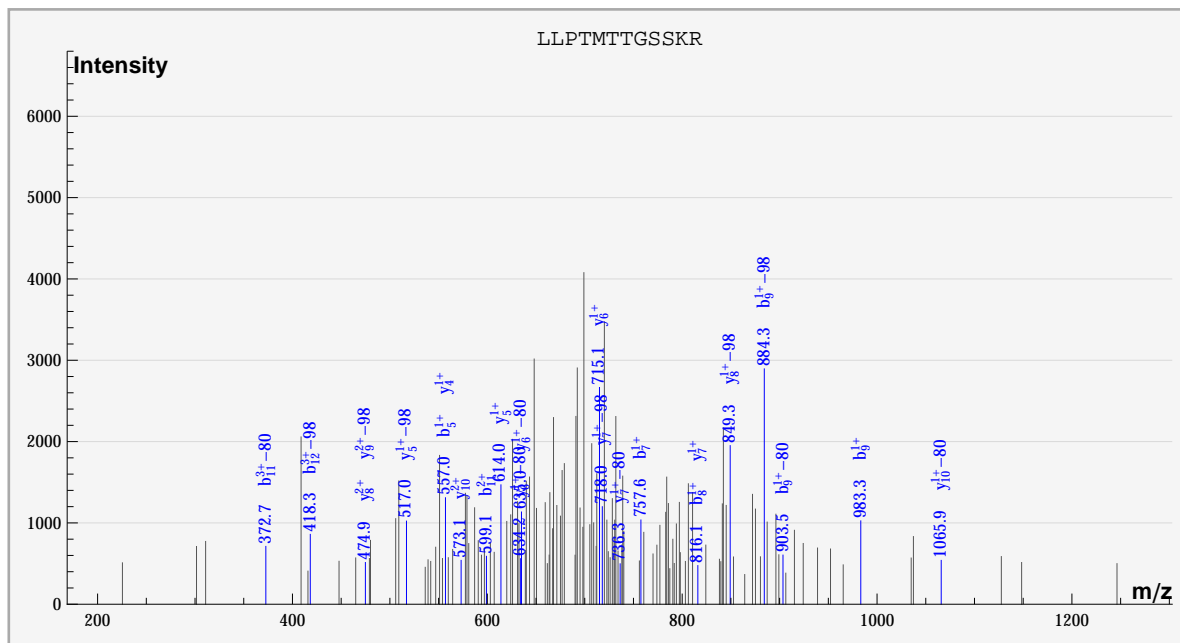
dbValid true IYKYGATYSPK PHOS(1) 2. 687. -1.17678 5.28141 100. ? 2172.
 S_Acido_new%gi|68568042|gb|AAy80971.1| IYKYGATYSPK%::PHOS:::sample_3%compd_853



	#	b	b*	#	y	y*	P	P*
I	1							✓
Y	2	✓	✓	10		✓		
K	3	✓		9				
Y	4	✓	✓	8				
G	5			7		✓		
A	6	✓	✓	6		✓		
T	7	✓	✓	5				
Y	8	✓		4		✓		
S	9			3				
P	10	✓		2		✓		
K	11	✓		1				

I Y K Y G A T Y S P K

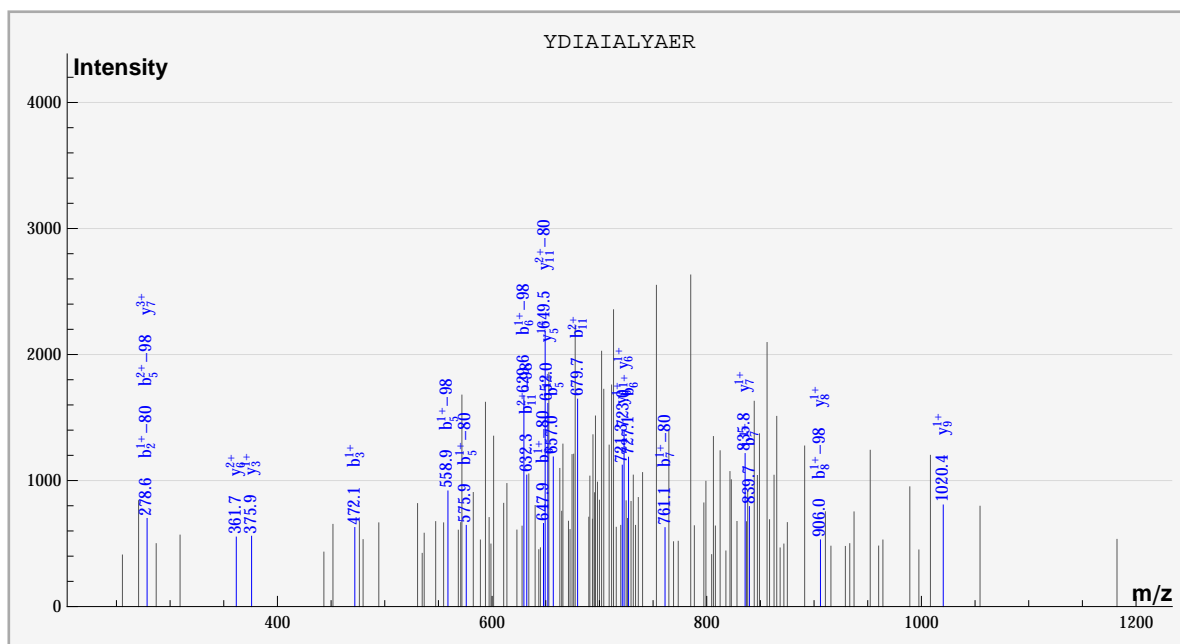
dbValid true LLPTMTTGSSKR PHOS(1) 2. 688. -1.66128 5.13711 100. ? 2640.
 S_Acido_new%gi|68568308|gb|AAY81237.1| LLPTMTTGSSKR%:::::PHOS::::%sample_3%compd_1284



	#	b	b*	#	y	y*	P	P*
L	1							
L	2			11				
P	3			10	✓	✓		
T	4			9		✓		
M	5	✓		8	✓	✓		
T	6			7	✓	✓		
T	7	✓		6	✓	✓		
G	8	✓		5	✓	✓		
S	9	✓	✓	4	✓			
S	10			3				
K	11	✓	✓	2				
R	12		✓	1				

L L P T M T T G S S K R

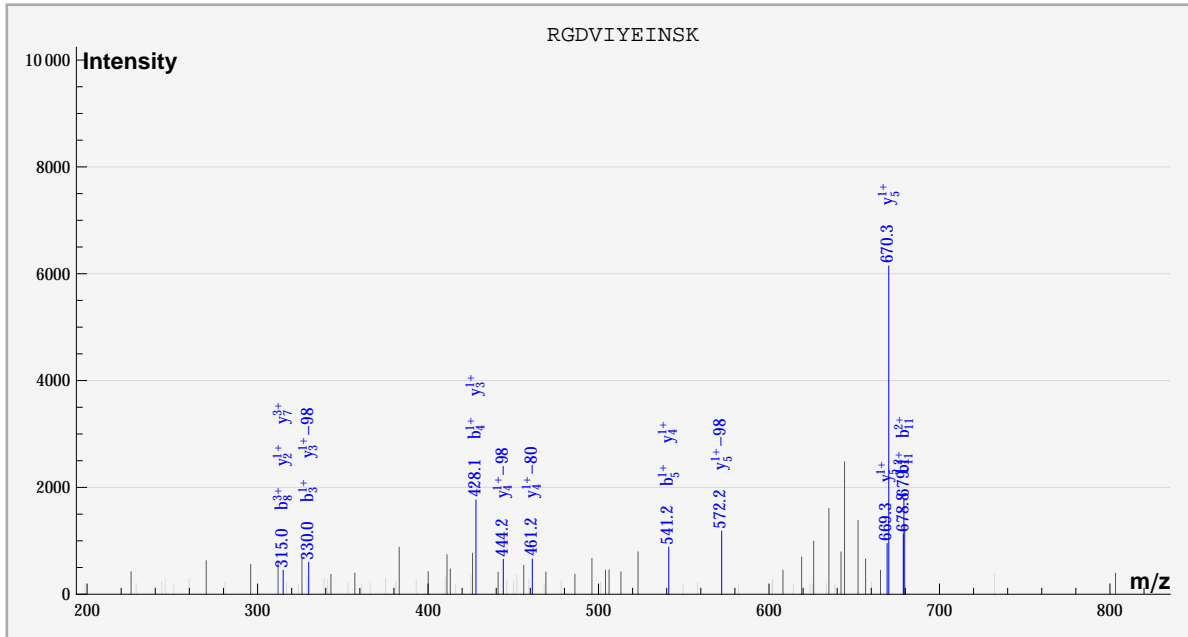
dbValid true YDIAIALYAER PHOS(1) 2. 688. 1.32612 5.00794 100. ? 3474.
 S_Acido_new%gi|68568419|gb|AAy81348.1| YDIAIALYAER%:PHOS:.....:sample_3%cmpd_2047



	#	b	b*	#	y	y*	P	P*
Y	1							✓
D	2		✓	10				
I	3	✓		9	✓			
A	4			8	✓			
I	5	✓	✓	7	✓			
A	6	✓	✓	6	✓			
L	7	✓	✓	5	✓			
Y	8		✓	4				
A	9			3	✓			
E	10			2				
R	11	✓	✓	1				

Y D I A I A L Y A E R

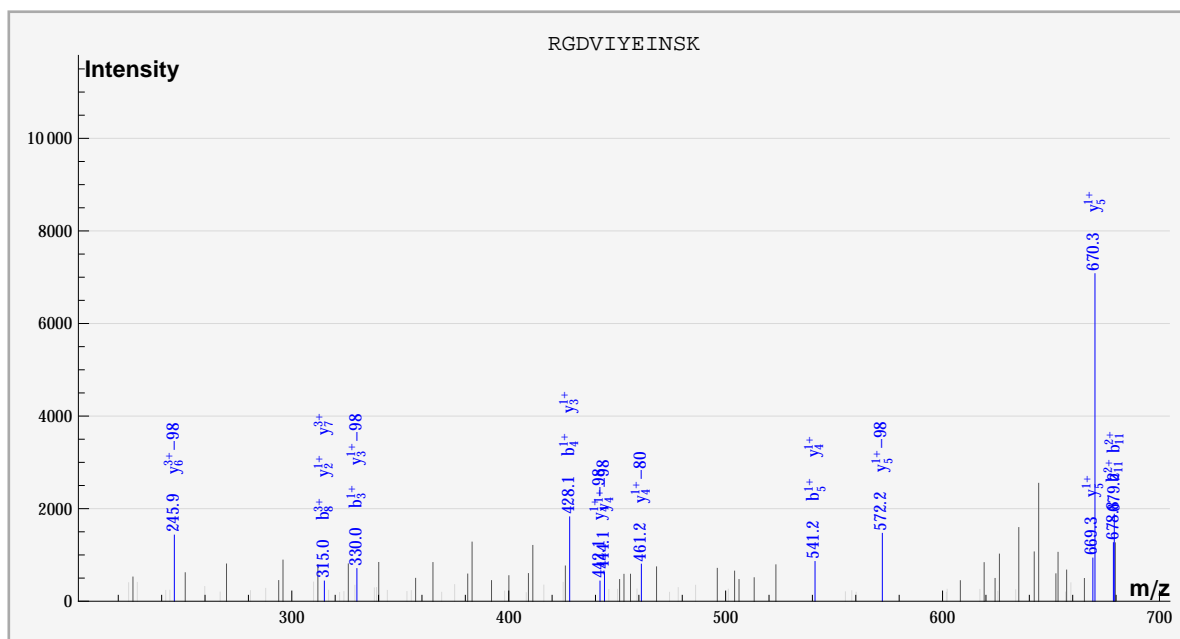
dbValid true RGDVIYEINSK PHOS(1) 2. 689. -1.67334 5.69718 100. ? 1314.
 S_Acido_new%gi68567452|gb|AAY80381.1| RGDVIYEINSK%:.....PHOS::%sample_1%cmpd_81



	#	b	b*	#	y	y*	P	P*
R	1							
G	2			10				
D	3	✓		9				
V	4	✓		8				
I	5	✓		7	✓			
Y	6			6				
E	7			5	✓	✓		
I	8	✓		4	✓	✓		
N	9			3	✓	✓		
S	10			2	✓			
K	11	✓		1				

R G D V I Y E I N S K

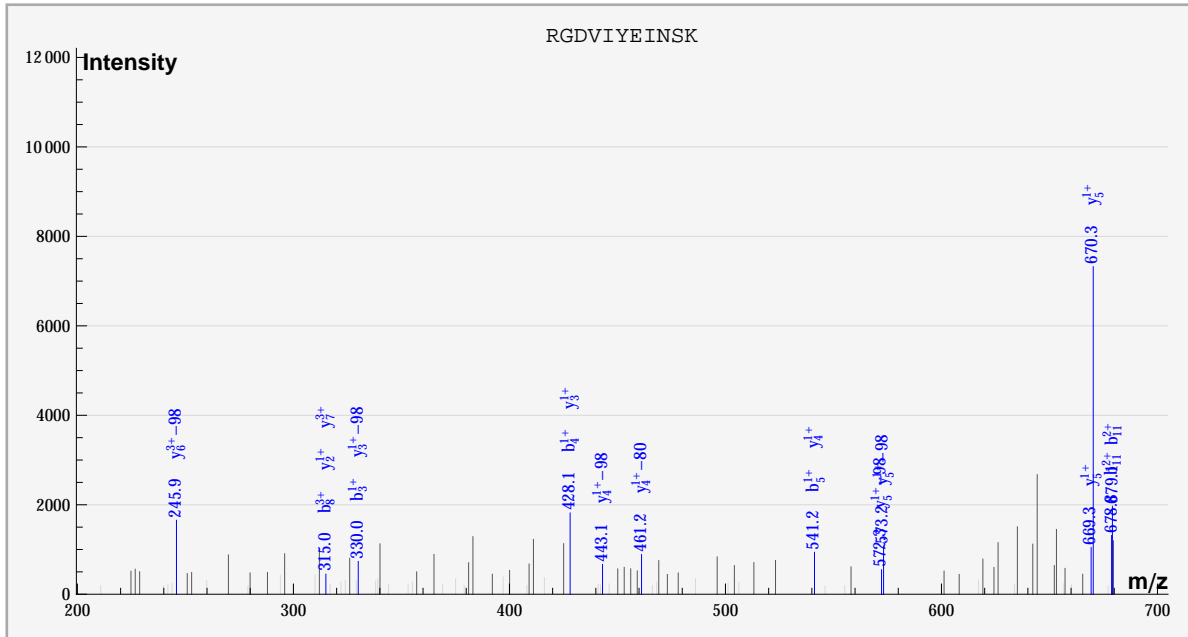
dbValid true RGDVIYEINSK PHOS(1) 2. 689. -1.67334 5.26241 100. ? 1326.
 S_Acido_new%gi|68567452|gb|AAV80381.1| RGDVIYEINSK%:::PHOS::%sample_1%cmpd_91



	#	b	b*	#	y	y*	P	P*
R	1							
G	2			10				
D	3	✓		9				
V	4	✓		8				
I	5	✓		7	✓			
Y	6			6		✓		
E	7			5	✓	✓		
I	8	✓		4	✓	✓		
N	9			3	✓	✓		
S	10			2	✓			
K	11	✓		1				

R G D V I Y E I N S K

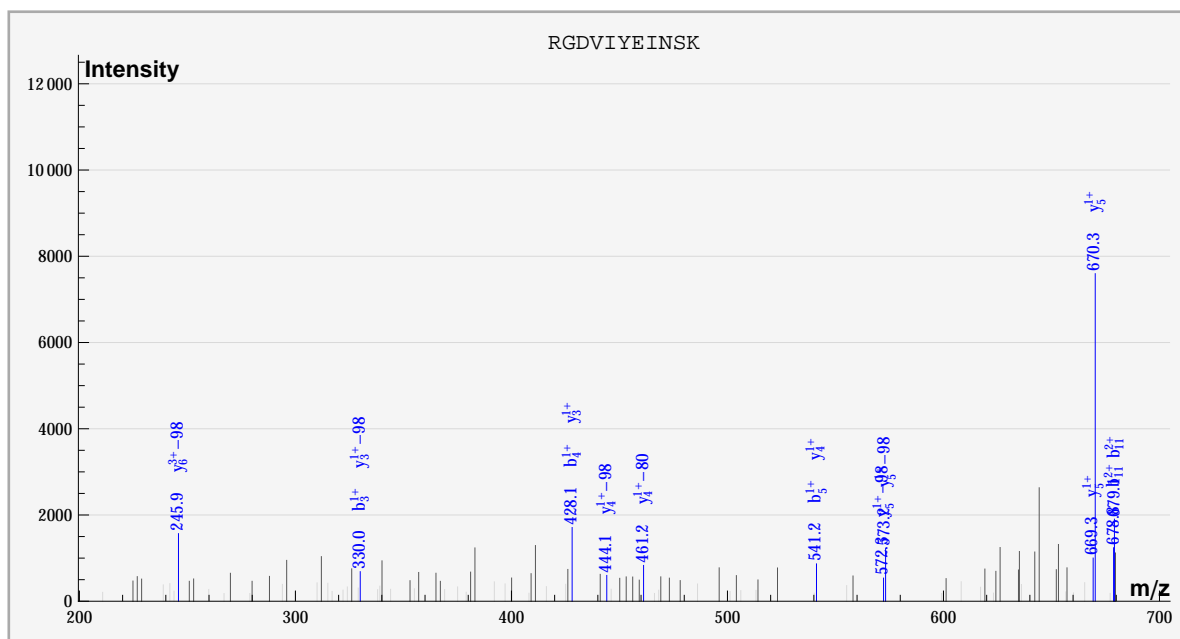
dbValid true RGDVIYEINSK PHOS(1) 2. 689. -1.67334 5.22355 100. ? 1338.
 S_Acido_new%gi|68567452|gb|AAV80381.1| RGDVIYEINSK%:.....PHOS::%sample_1%cmpd_101



	#	b	b*	#	y	y*	P	P*
R	1							
G	2			10				
D	3	✓		9				
V	4	✓		8				
I	5	✓		7	✓			
Y	6			6		✓		
E	7			5	✓	✓		
I	8	✓		4	✓	✓		
N	9			3	✓	✓		
S	10			2	✓			
K	11	✓		1				

R G D V I Y E I N S K

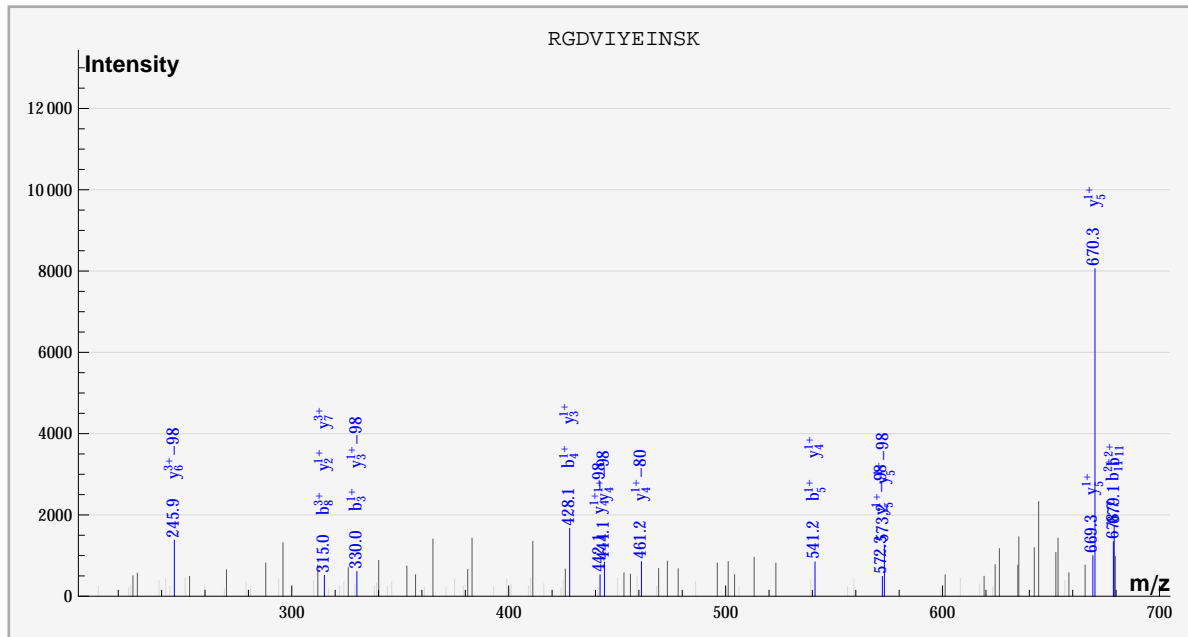
dbValid true RGDVIYEINSK PHOS(1) 2. 689. -1.67334 5.38235 100. ? 1350.
 S_Acido_new%gi|68567452|gb|AAV80381.1| RGDVIYEINSK%:.....PHOS::%sample_1%cmpd_111



	#	b	b*	#	y	y*	P	P*
R	1							
G	2			10				
D	3	✓		9				
V	4	✓		8				
I	5	✓		7				
Y	6			6		✓		
E	7			5	✓	✓		
I	8			4	✓	✓		
N	9			3	✓	✓		
S	10			2				
K	11	✓		1				

R G D V I Y E I N S K

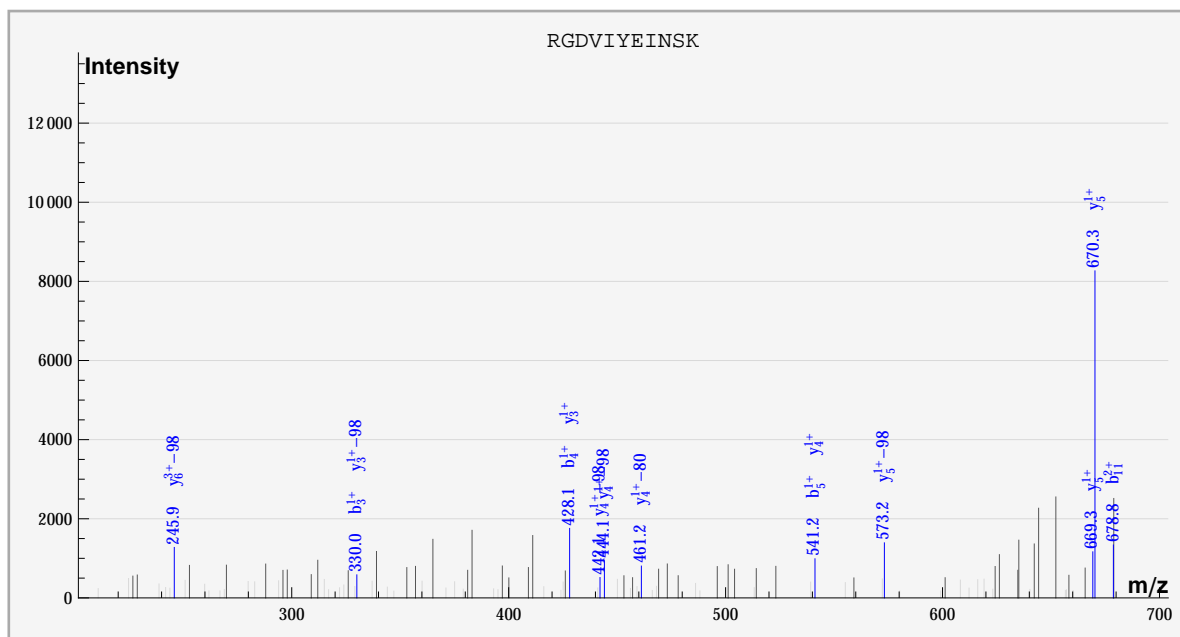
dbValid true RGDVIYEINSK PHOS(1) 2. 689. -1.67334 5.09088 100. ? 1374.
 S_Acido_new%gi|68567452|gb|AA80381.1| RGDVIYEINSK%:.....PHOS::%sample_1%cmpd_132



	#	b	b*	#	y	y*	P	P*
R	1							
G	2			10				
D	3	✓		9				
V	4	✓		8				
I	5	✓		7	✓			
Y	6			6		✓		
E	7			5	✓	✓		
I	8	✓		4	✓	✓		
N	9			3	✓	✓		
S	10			2	✓			
K	11	✓		1				

R G D V I Y E I N S K

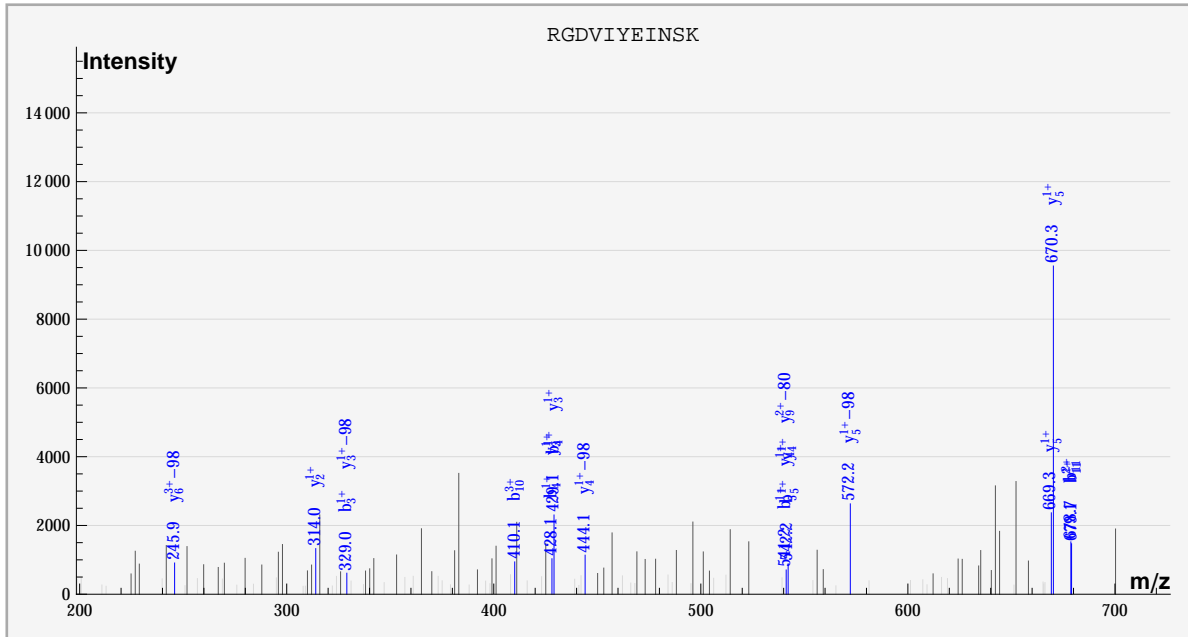
dbValid true RGDVIYEINSK PHOS(1) 2. 689. -1.67334 5.24088 100. ? 1386.
 S_Acido_new%gi|68567452|gb|AAV80381.1| RGDVIYEINSK%:.....PHOS::%sample_1%cmpd_142



	#	b	b*	#	y	y*	P	P*
R	1							
G	2			10				
D	3	✓		9				
V	4	✓		8				
I	5	✓		7				
Y	6			6		✓		
E	7			5	✓	✓		
I	8			4	✓	✓		
N	9			3	✓	✓		
S	10			2				
K	11	✓		1				

R G D V I Y E I N S K

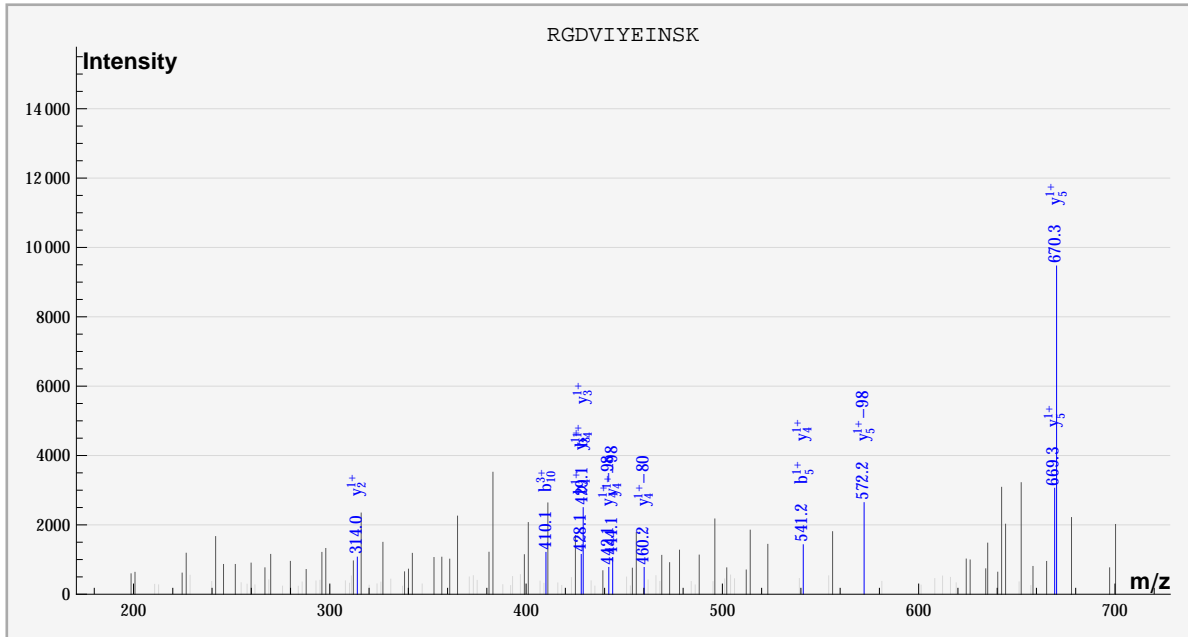
dbValid true RGDVIYEINSK PHOS(1) 2. 689. -1.67334 4.98414 100. ? 1434.
 S_Acido_new%gi|68567452|gb|AAy80381.1| RGDVIYEINSK%:.....PHOS::%sample_1%cmpd_182



	#	b	b*	#	y	y*	P	P*
R	1							
G	2			10				
D	3	✓		9		✓		
V	4	✓		8				
I	5	✓		7				
Y	6			6		✓		
E	7			5	✓	✓		
I	8			4	✓	✓		
N	9			3	✓	✓		
S	10	✓		2	✓			
K	11	✓		1				

R G [D] V [I] Y [E] [I] [N] [S] K []

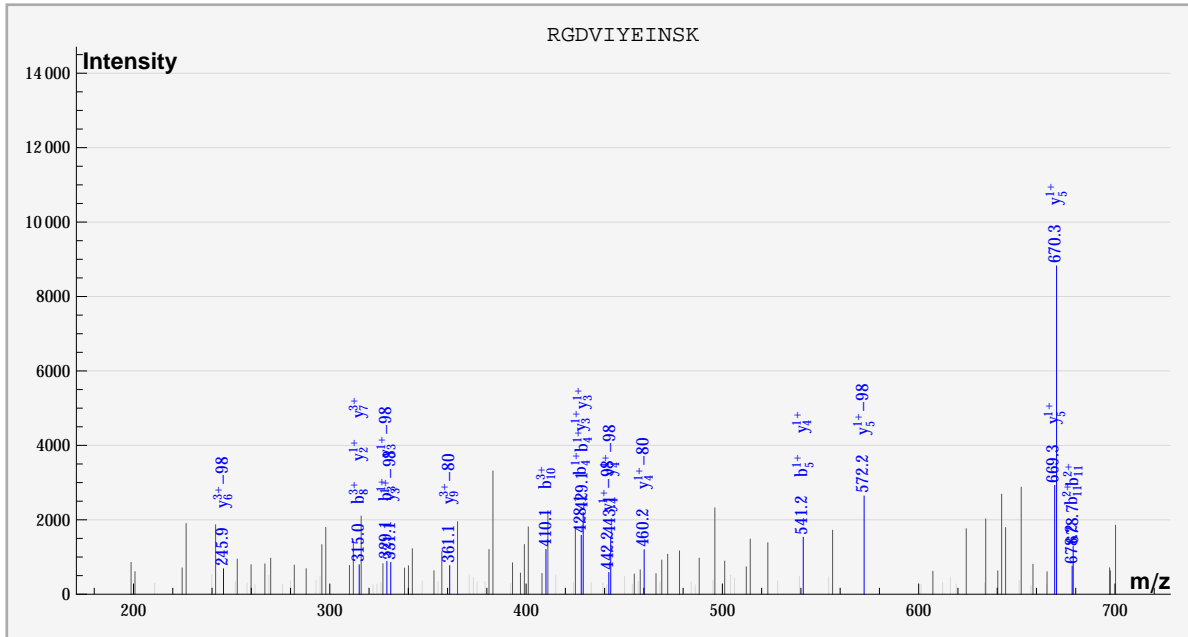
dbValid true RGDVIYEINSK PHOS(1) 2. 689. -1.67334 5.18115 100. ? 1482.
 S_Acido_new%gi|68567452|gb|AA80381.1| RGDVIYEINSK%:.....PHOS::%sample_1%cmpd_223



	#	b	b*	#	y	y*	P	P*
R	1							
G	2			10				
D	3			9				
V	4	✓		8				
I	5	✓		7				
Y	6			6				
E	7			5	✓	✓		
I	8			4	✓	✓		
N	9			3	✓			
S	10	✓		2	✓			
K	11			1				

R G D V I Y E I N S K

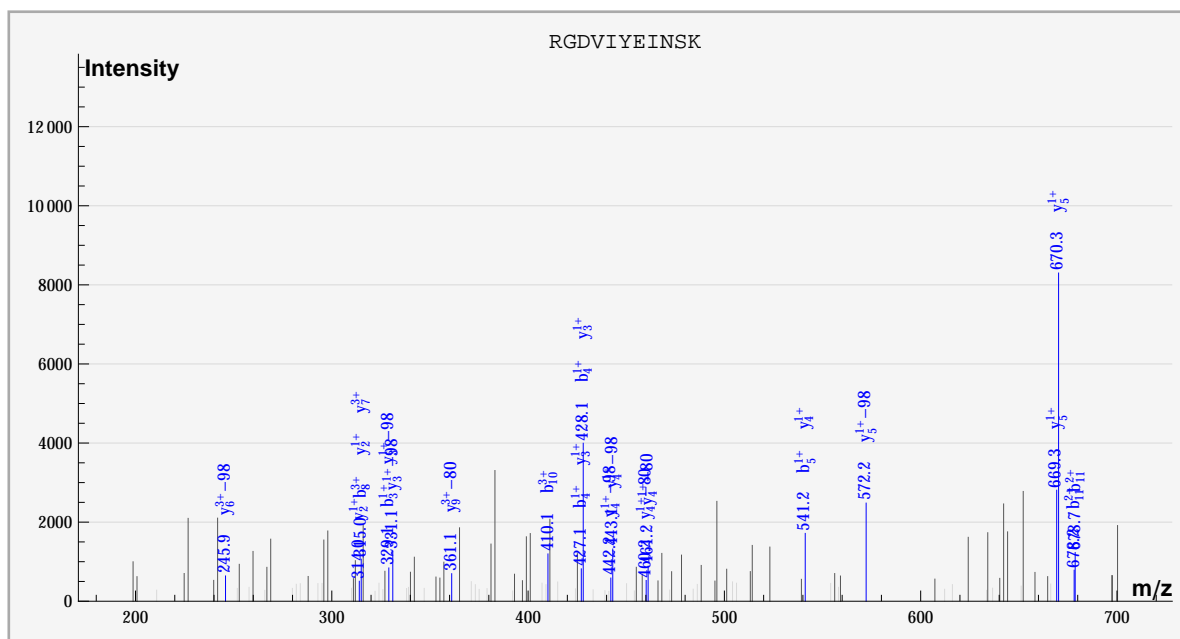
dbValid true RGDVIYEINSK PHOS(1) 2. 689. -1.67334 5.1062 100. ? 1506.
 S_Acido_new%gil68567452|gb|AAy80381.1| RGDVIYEINSK%:.....PHOS::%sample_1%cmpd_244



	#	b	b*	#	y	y*	P	P*
R	1							
G	2			10				
D	3	✓		9		✓		
V	4	✓		8				
I	5	✓		7	✓			
Y	6			6		✓		
E	7			5	✓	✓		
I	8	✓		4	✓	✓		
N	9			3	✓	✓		
S	10	✓		2	✓			
K	11	✓		1				

R G [D] V [I] [Y] [E] [I] [N] [S] [K]

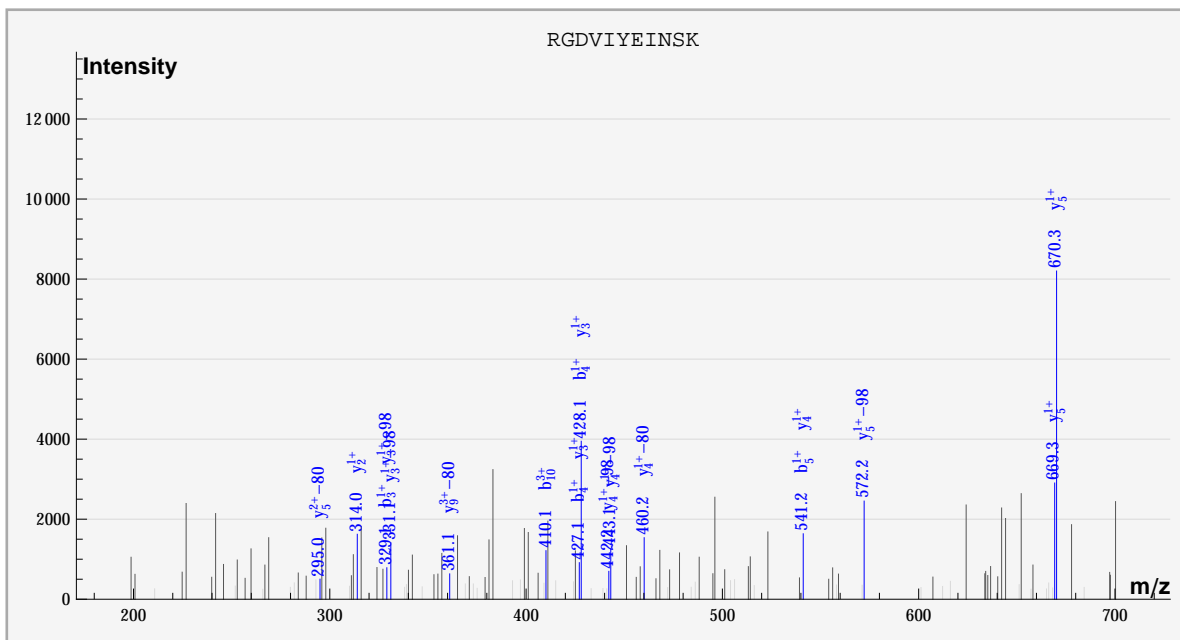
dbValid true RGDVIYEINSK PHOS(1) 2. 689. -1.67334 5.69456 100. ? 1518.
 S_Acido_new%gi|68567452|gb|AAV80381.1| RGDVIYEINSK%:.....PHOS::%sample_1%cmpd_254



	#	b	b*	#	y	y*	P	P*
R	1							
G	2			10				
D	3	✓		9		✓		
V	4	✓		8				
I	5	✓		7		✓		
Y	6			6		✓		
E	7			5		✓	✓	
I	8	✓		4		✓	✓	
N	9			3		✓	✓	
S	10	✓		2		✓		
K	11	✓		1				

R G [D] V [I] [Y] [E] [I] [N] [S] [K]

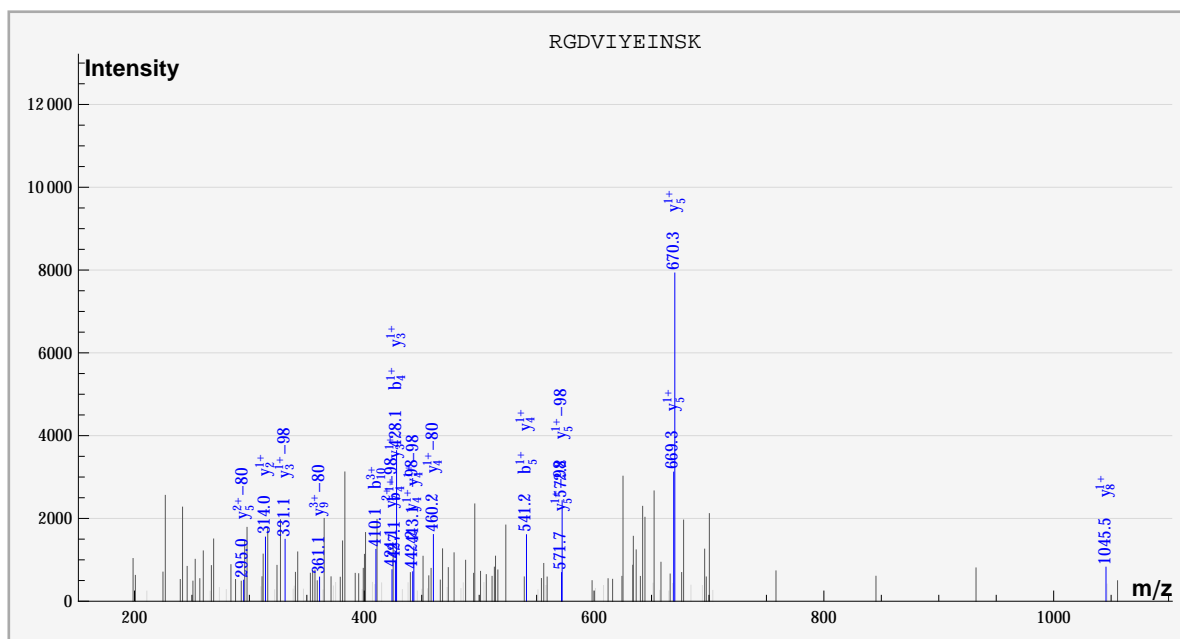
dbValid true RGDVIYEINSK PHOS(1) 2. 689. -1.67334 6.40558 100. ? 1530.
 S_Acido_new%gi|68567452|gb|AAy80381.1| RGDVIYEINSK%:.....PHOS::%sample_1%cmpd_264



	#	b	b*	#	y	y*	P	P*
R	1							
G	2			10				
D	3	✓		9		✓		
V	4	✓		8				
I	5	✓		7				
Y	6			6				
E	7			5	✓	✓		
I	8			4	✓	✓		
N	9			3	✓	✓		
S	10	✓		2	✓			
K	11			1				

R G [D] V [I] Y [E] [I] [N] [S] K

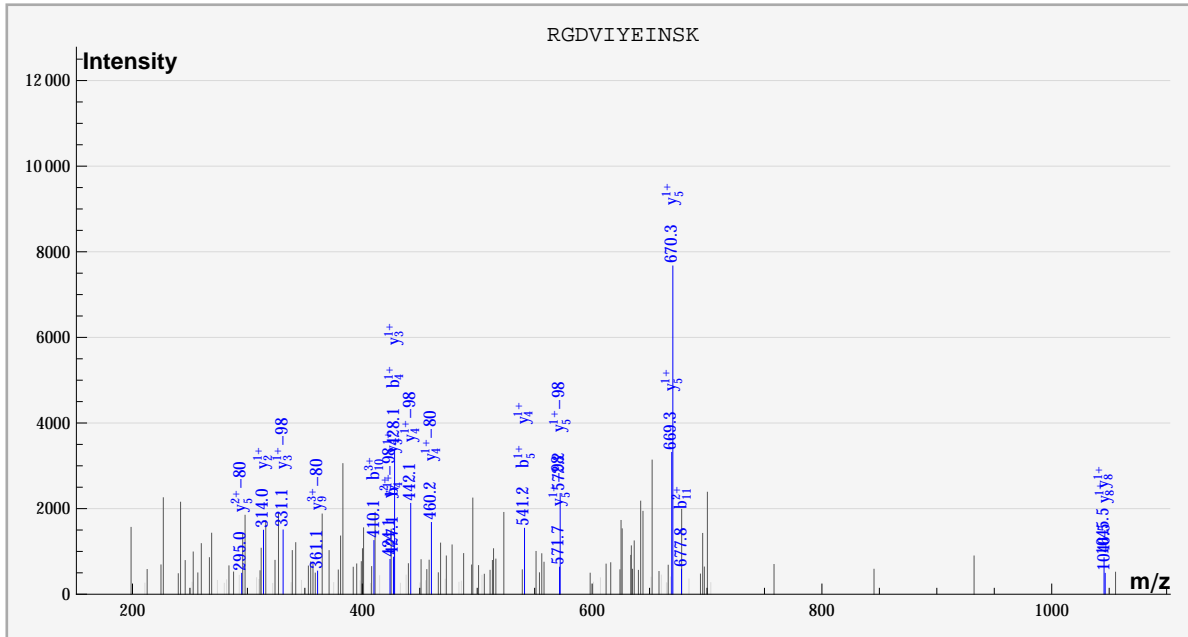
dbValid true RGDVIYEINSK PHOS(1) 2. 689. -1.67334 6.06783 100. ? 1542.
 S_Acido_new%gi|68567452|gb|AA80381.1| RGDVIYEINSK%:::PHOS::%sample_1%cmpd_274



	#	b	b*	#	y	y*	P	P*
R	1							
G	2			10				
D	3			9		✓		
V	4	✓		8	✓			
I	5	✓		7		✓		
Y	6			6				
E	7			5	✓	✓		
I	8			4	✓	✓		
N	9			3	✓	✓		
S	10	✓		2	✓			
K	11			1				

R G D V I Y E I N S K

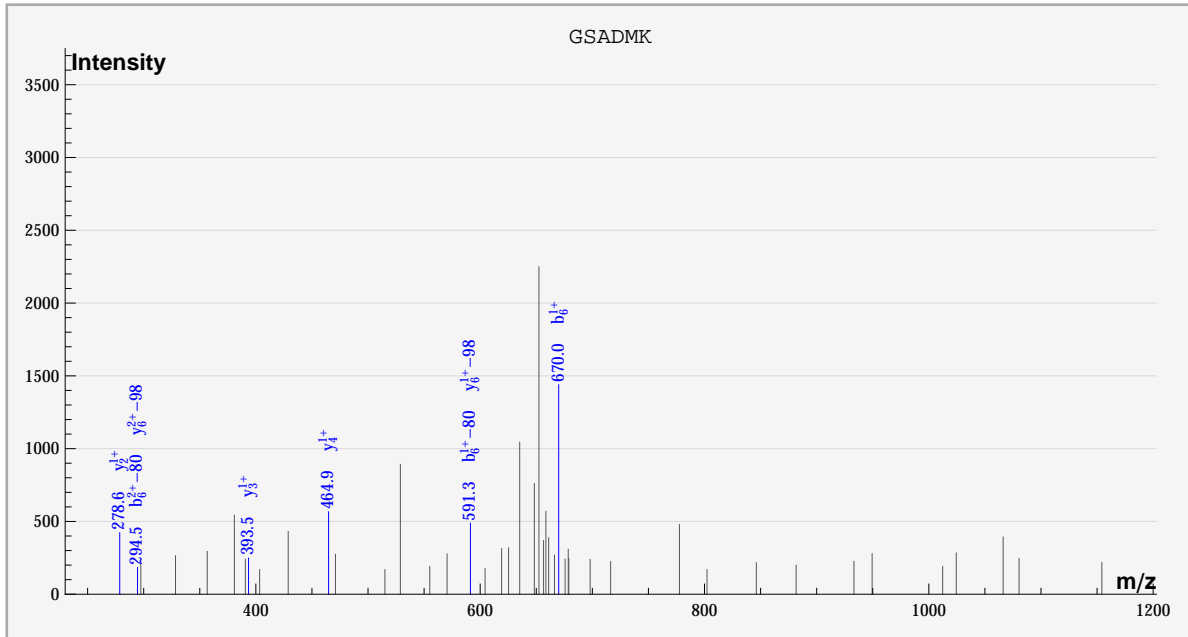
dbValid true RGDVIYEINSK PHOS(1) 2. 689. -1.67334 6.10342 100. ? 1554.
 S_Acido_new%gil68567452|gb|AA80381.1| RGDVIYEINSK%:.....PHOS::%sample_1%cmpd_284



	#	b	b*	#	y	y*	P	P*
R	1							
G	2			10				
D	3			9		✓		
V	4	✓		8	✓			
I	5	✓		7		✓		
Y	6			6				
E	7			5	✓	✓		
I	8			4	✓	✓		
N	9			3	✓	✓		
S	10	✓		2	✓			
K	11	✓		1				

R G D V I Y E I N S K

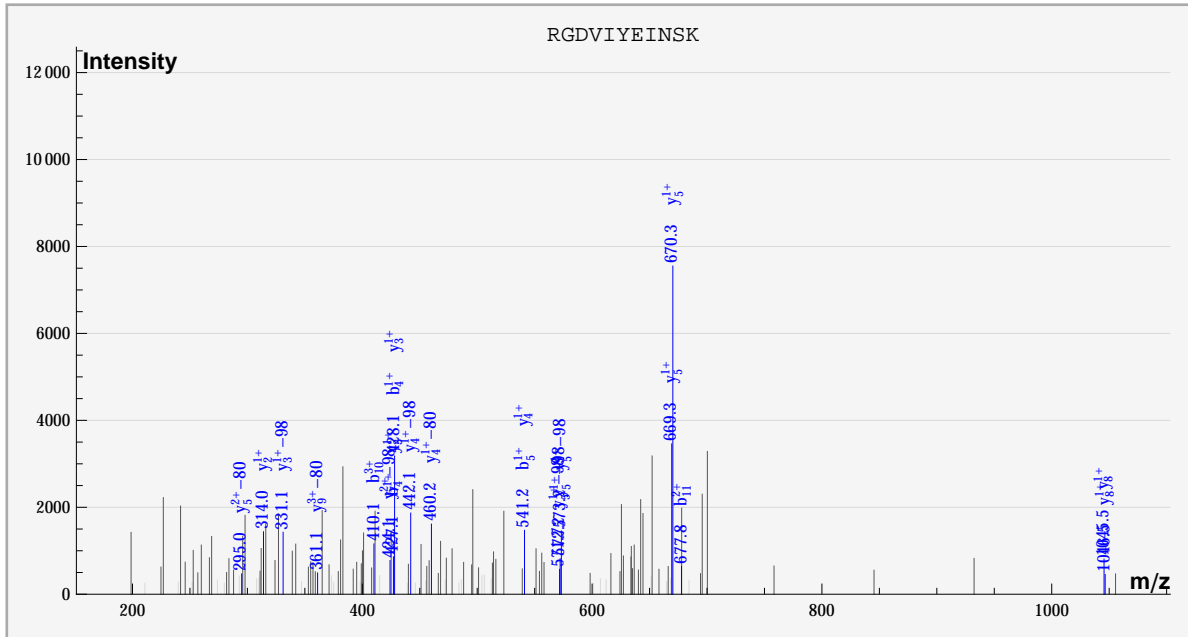
dbValid true GSADMK PHOS(1) 1. 689. -0.762855 5.08652 100. ? 1554.
 S_Acido_new%gi|68568495|gb|AAY81424.1| GSADMK%::PHOS:::sample_3%compd_293



	#	b	b*	#	y	y*	P	P*
G	1							✓
S	2			5				
A	3			4	✓			
D	4			3	✓			
M	5			2	✓			
K	6	✓	✓	1				



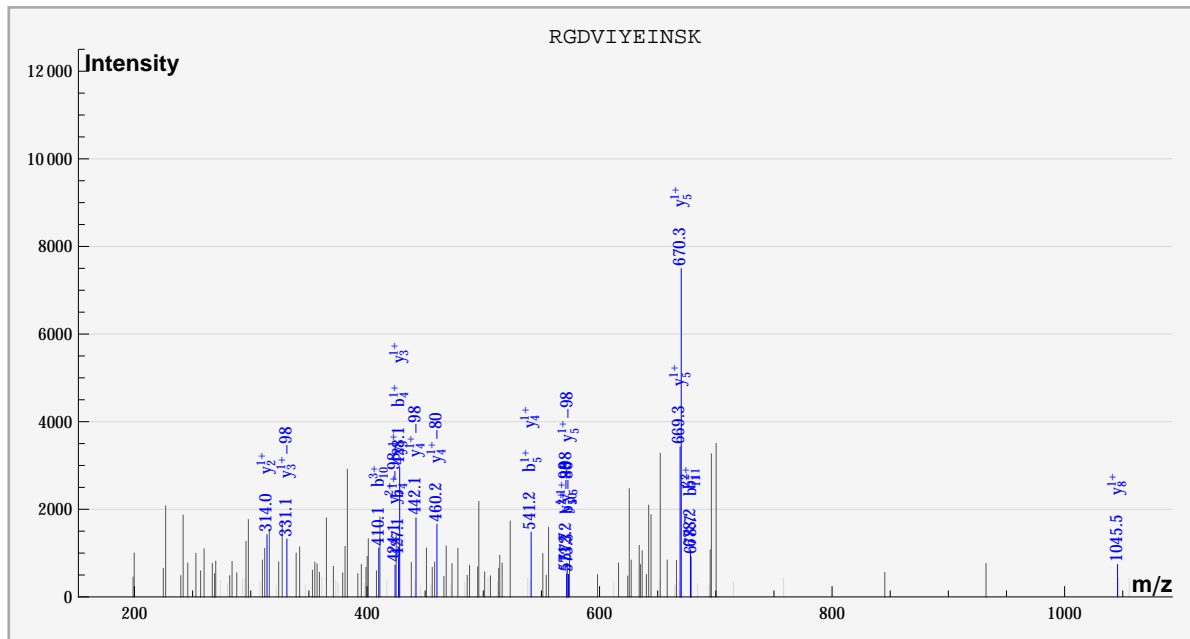
dbValid true RGDVIYEINSK PHOS(1) 2. 689. -1.67334 6.13236 100. ? 1566.
 S_Acido_new%gi|68567452|gb|AA80381.1| RGDVIYEINSK%:::PHOS:::sample_1%cmpd_294



	#	b	b*	#	y	y*	P	P*
R	1							
G	2			10				
D	3			9		✓		
V	4	✓		8	✓			
I	5	✓		7		✓		
Y	6			6				
E	7			5	✓	✓		
I	8			4	✓	✓		
N	9			3	✓	✓		
S	10	✓		2	✓			
K	11	✓		1				

R G D V I Y E I N S K

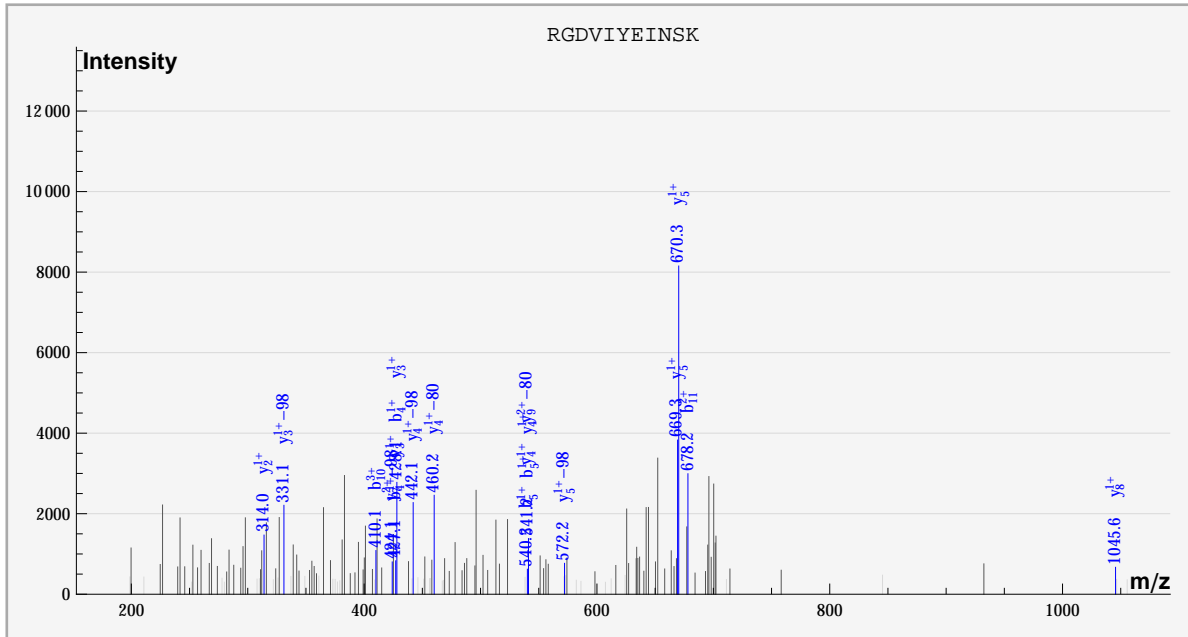
dbValid true RGDVIYEINSK PHOS(1) 2. 689. -1.67334 5.75067 100. ? 1578.
 S_Acido_new%gi|68567452|gb|AA80381.1| RGDVIYEINSK%:::PHOS::%sample_1%cmpd_305



	#	b	b*	#	y	y*	P	P*
R	1							
G	2			10				
D	3			9				
V	4	✓		8	✓			
I	5	✓		7		✓		
Y	6			6				
E	7			5	✓	✓		
I	8			4	✓	✓		
N	9			3	✓	✓		
S	10	✓	✓	2	✓			
K	11	✓		1				

R G D V I Y E I N S K

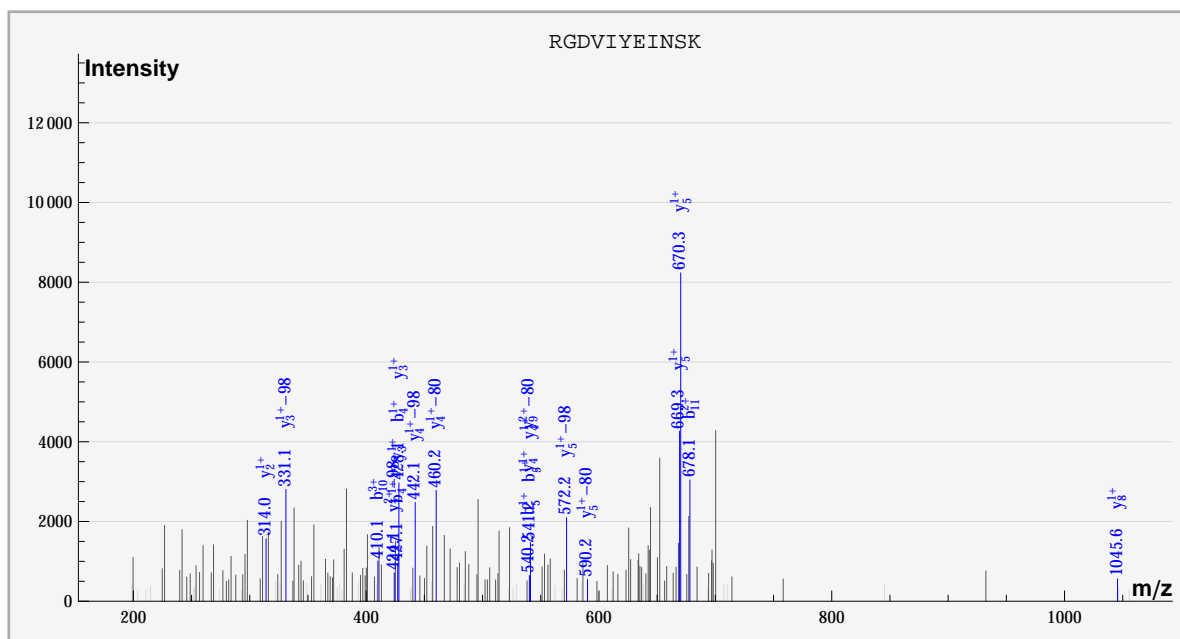
dbValid true RGDVIYEINSK PHOS(1) 2. 689. -1.67334 5.32705 100. ? 1602.
 S_Acido_new%gi|68567452|gb|AA80381.1| RGDVIYEINSK%:.....PHOS::%sample_1%cmpd_325



	#	b	b*	#	y	y*	P	P*
R	1							
G	2			10				
D	3			9		✓		
V	4	✓		8	✓			
I	5	✓		7		✓		
Y	6			6				
E	7			5	✓	✓		
I	8			4	✓	✓		
N	9			3	✓	✓		
S	10	✓		2	✓			
K	11	✓		1				

R G D V I Y E I N S K

dbValid true RGDVIYEINSK PHOS(1) 2. 689. -1.67334 5.32087 100. ? 1626.
 S_Acido_new%gi|68567452|gb|AAI80381.1| RGDVIYEINSK%:.....PHOS::%sample_1%cmpd_346

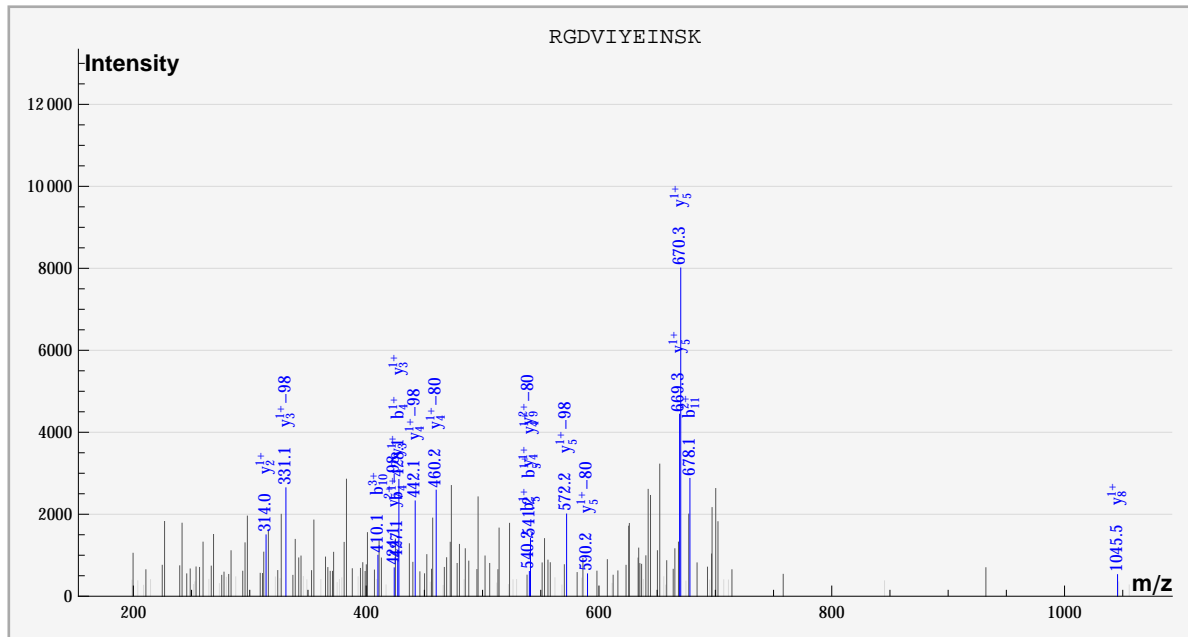


	#	b	b*	#	y	y*	P	P*
R	1							
G	2			10				
D	3			9		✓		
V	4	✓		8	✓			
I	5	✓		7		✓		
Y	6			6				
E	7			5	✓	✓		
I	8			4	✓	✓		
N	9			3	✓	✓		
S	10	✓		2	✓			
K	11	✓		1				

R G D V I Y E I N S K

dbValid true RGDVIYEINSK PHOS(1) 2. 689. -1.67334 5.6005 100. ? 1638.

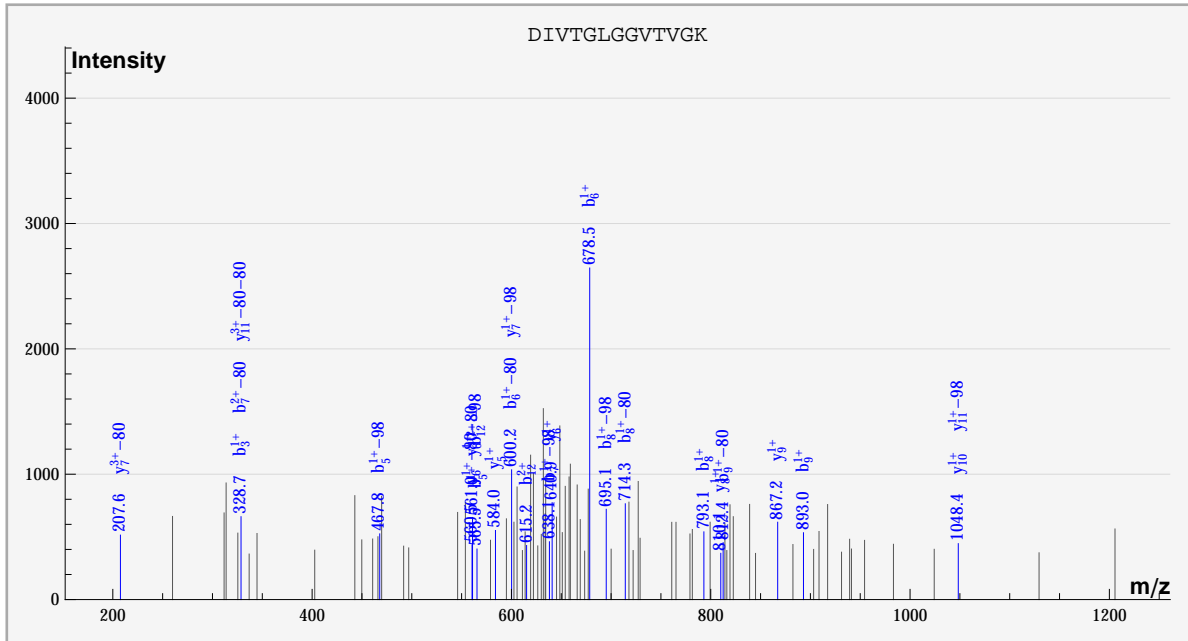
S_Acido_new%gi|68567452|gb|AA80381.1| RGDVIYEINSK%:.....PHOS::%sample_1%cmpd_356



	#	b	b*	#	y	y*	P	P*
R	1							
G	2			10				
D	3			9		✓		
V	4	✓		8	✓			
I	5	✓		7		✓		
Y	6			6				
E	7			5	✓	✓		
I	8			4	✓	✓		
N	9			3	✓	✓		
S	10	✓		2	✓			
K	11	✓		1				

R G D V I Y E I N S K

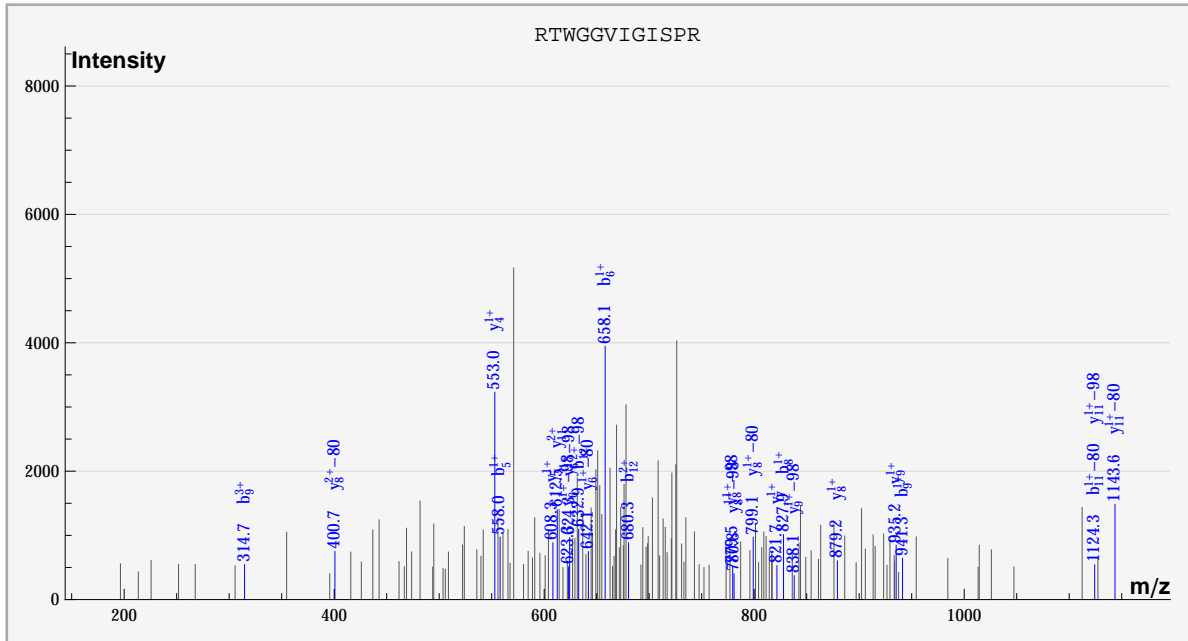
dbValid true DIVTGLGGVTVGK PHOS(2) 2. 689. -0.682908 5.29276 100. ? 2136.
 S_Acido_new%gi|68568609|gb|AAY81538.1| DIVTGLGGVTVGK%::::PHOS::::PHOS::::%sample_3%cmpd_823



	#	b	b*	#	y	y*	P	P*
D	1							
I	2			12				
V	3	✓		11		✓		
T	4			10	✓			
G	5	✓	✓	9	✓			
L	6	✓	✓	8	✓			
G	7		✓	7		✓		
G	8	✓	✓	6	✓	✓		
V	9	✓	✓	5	✓			
T	10			4				
V	11			3				
G	12	✓	✓	2				
K	13			1				

D I V T G L G G V T V G K

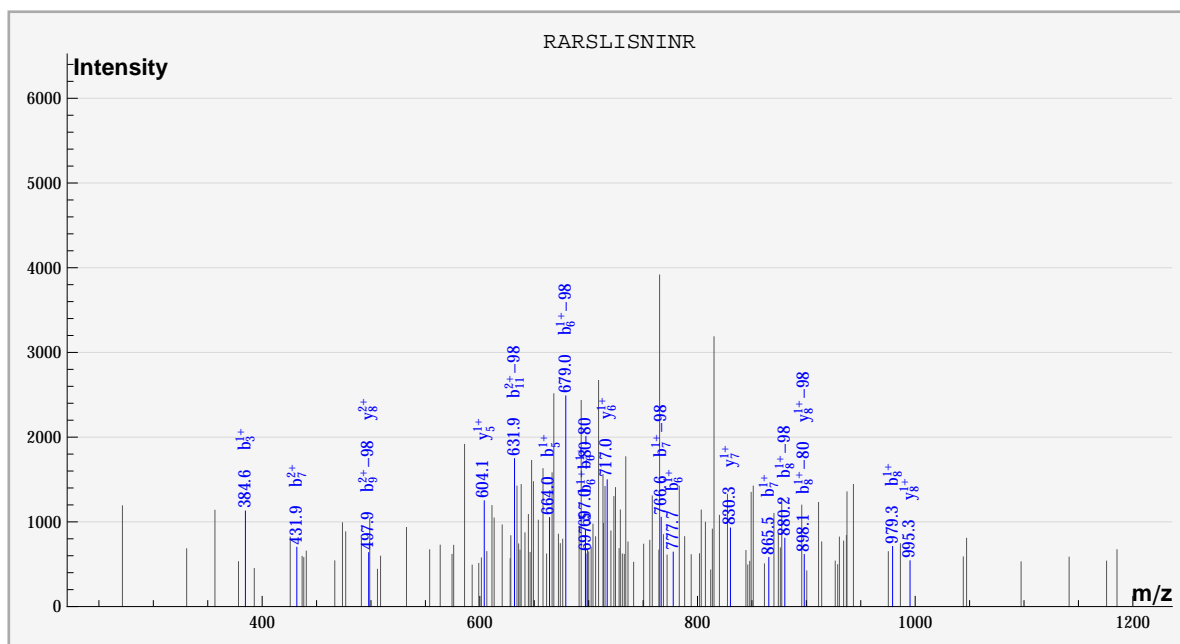
dbValid true RTWGGVIGISPR PHOS(1) 2. 689. 0.853172 5.3951 100. ? 2712.
 S_Acido_new%gi68568658|gb|AAY81587.1| RTWGGVIGISPR%:::PHOS:::sample_3%compd_1353



	#	b	b*	#	y	y*	P	P*
R	1							
T	2			11	✓	✓		
W	3			10				
G	4			9	✓	✓		
G	5	✓		8	✓	✓		
V	6	✓		7	✓			
I	7			6		✓		
G	8	✓		5	✓			
I	9	✓		4	✓			
S	10			3				
P	11		✓	2				
R	12	✓	✓	1				

R T W G G V I G I S P R

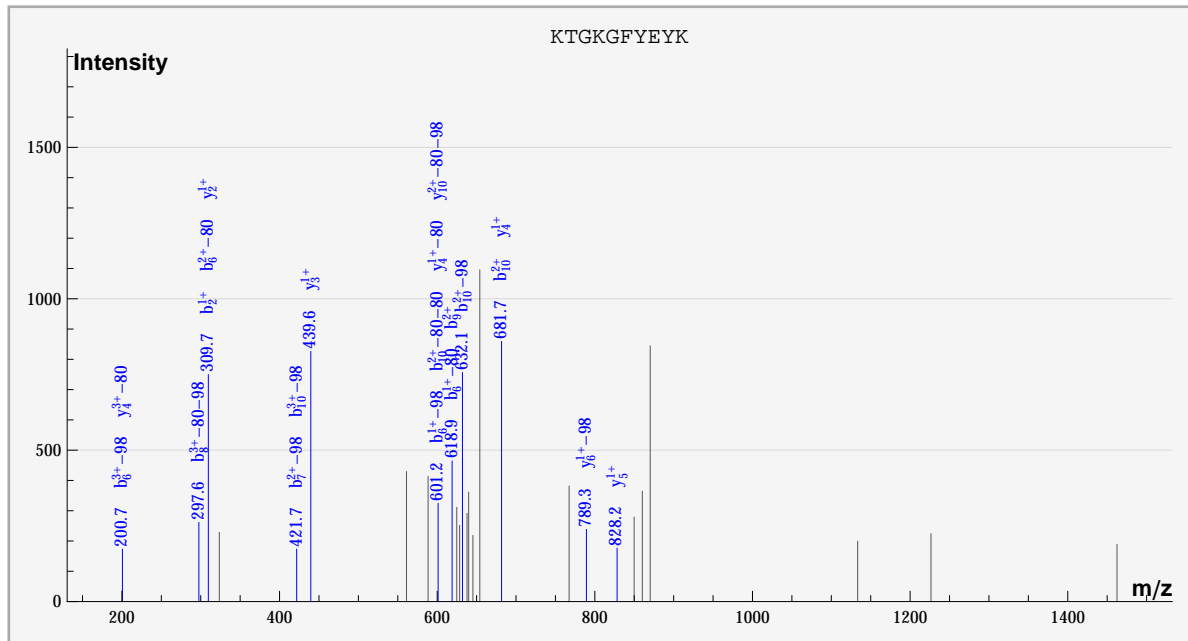
dbValid true RARSLISNINR PHOS(1) 2. 689. 1.36699 5.46944 100. ? 3174.
 S_Acido_new%gi|68567167|gb|AAY80096.1| RARSLISNINR%:::PHOS:::sample_3%compd_1773



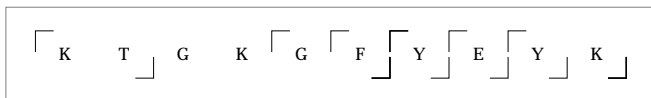
	#	b	b*	#	y	y*	P	P*
R	1							
A	2			10				
R	3	✓		9				
S	4			8	✓	✓		
L	5	✓		7	✓			
I	6	✓	✓	6	✓			
S	7	✓	✓	5	✓			
N	8	✓	✓	4				
I	9		✓	3				
N	10			2				
R	11		✓	1				

R A R S L I S N I N R

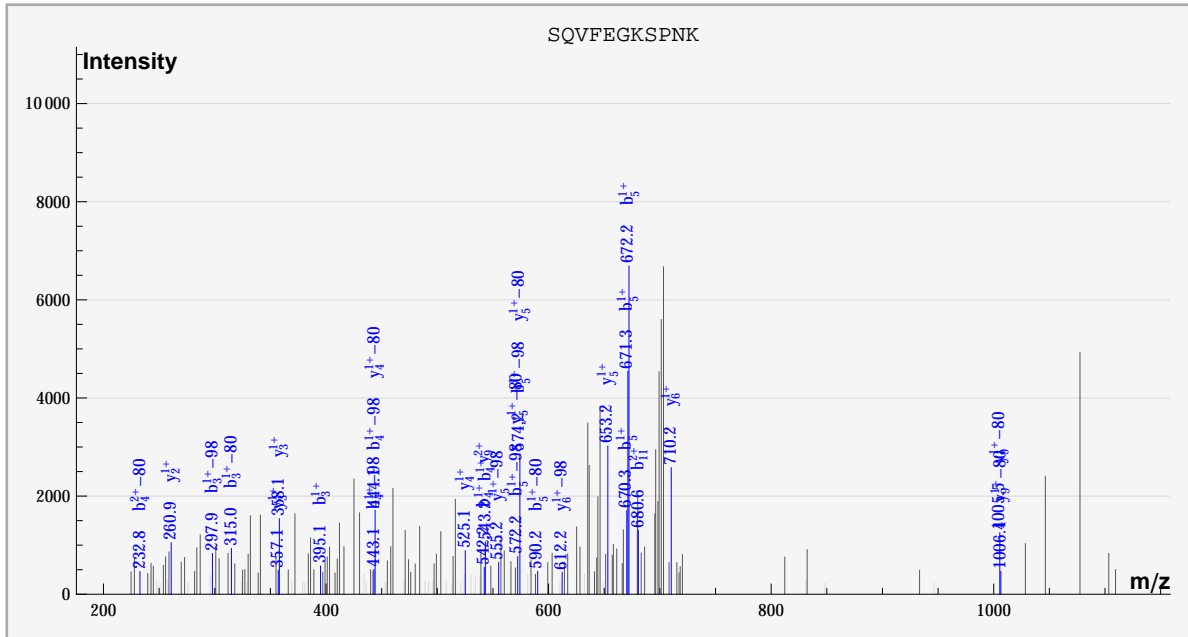
dbValid true KTGKGFYEYK PHOS(2) 2. 691. -0.214563 5.45997 100. ? 1506.
 S_Acido_new%gi|68567557|gb|AA80486.1| KTGKGFYEYK%::PHOS:::PHOS:::%sample_0%compd_243



	#	b	b*	#	y	y*	P	P*
K	1							✓
T	2	✓		9				
G	3			8				
K	4			7				
G	5			6		✓		
F	6		✓	5	✓			
Y	7		✓	4	✓	✓		
E	8		✓	3	✓			
Y	9	✓		2	✓			
K	10	✓	✓	1				



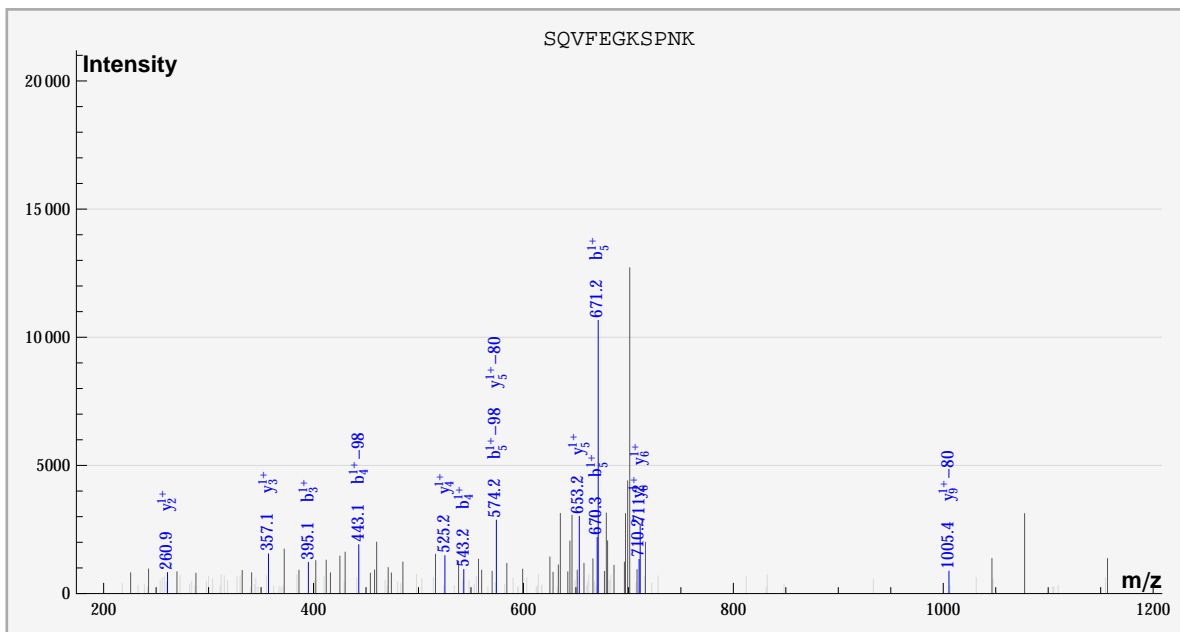
dbValid true SQVFEGKSPNK PHOS(2) 2. 691. -0.216573 5.05932 100. ? 1938.
 S_Acido_new%gi|68567066|gb|AAY79995.1| SQVFEGKSPNK%:PHOS:::PHOS:::%sample_2%cmpd_600



	#	b	b*	#	y	y*	P	P*
S	1							
Q	2			10				
V	3	✓	✓	9	✓	✓		
F	4	✓	✓	8				
E	5	✓	✓	7				
G	6			6	✓	✓		
K	7			5	✓	✓		
S	8			4	✓	✓		
P	9			3	✓			
N	10			2	✓			
K	11	✓		1				

S Q V F E G K S P N K

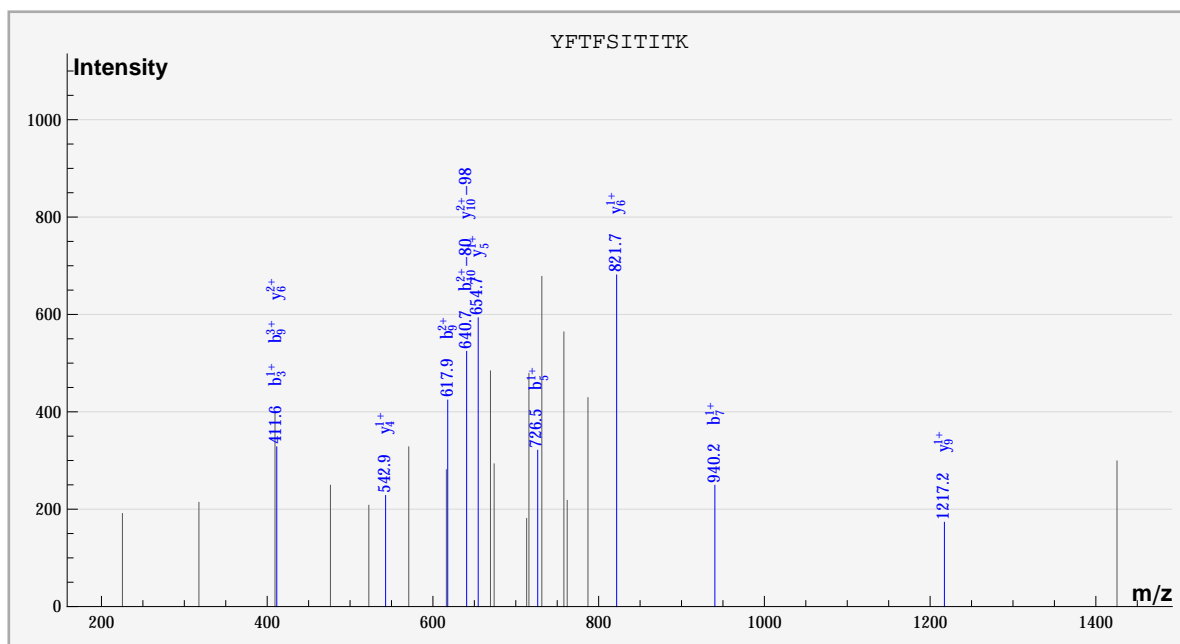
dbValid true SQVFEGKSPNK PHOS(2) 2. 691. -0.216573 5.24735 100. ? 2010.
 S_Acido_new%gi|68567066|gb|AA79995.1| SQVFEGKSPNK%:PHOS:::PHOS:::%sample_2%compd_662



	#	b	b*	#	y	y*	P	P*
S	1							
Q	2			10				
V	3	✓		9		✓		
F	4	✓	✓	8				
E	5	✓	✓	7				
G	6			6	✓			
K	7			5	✓	✓		
S	8			4	✓			
P	9			3	✓			
N	10			2	✓			
K	11			1				

S Q V F E G K S P N K

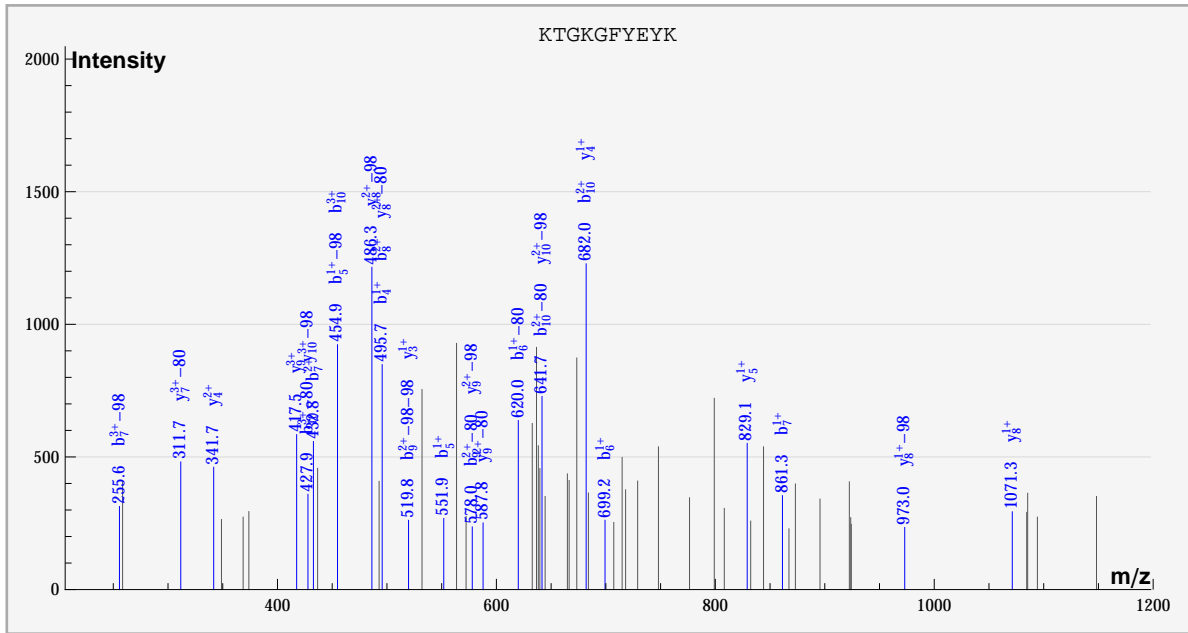
dbValid true YFTFSITTK PHOS(2) 2. 691. -0.201983 4.9999 100. ? 4392.
 S_Acido_new%gi|68567815|gb|AAY80744.1| YFTFSITTK%::::PHOS:::PHOS::%sample_0%cmpd_2872



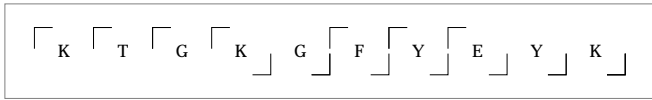
	#	b	b*	#	y	y*	P	P*
Y	1							✓
F	2			9	✓			
T	3	✓		8				
F	4			7				
S	5	✓		6	✓			
I	6			5	✓			
T	7	✓		4	✓			
I	8			3				
T	9	✓		2				
K	10		✓	1				

Y F T F S I T I T K

dbValid true KTGKGFYEYK PHOS(2) 2. 692. -1.21456 5.1436 100. ? 1638.
 S_Acido_new%gi|68567557|gb|AAy80486.1| KTGKGFYEYK%::PHOS:::PHOS::%sample_0%cmpd_364

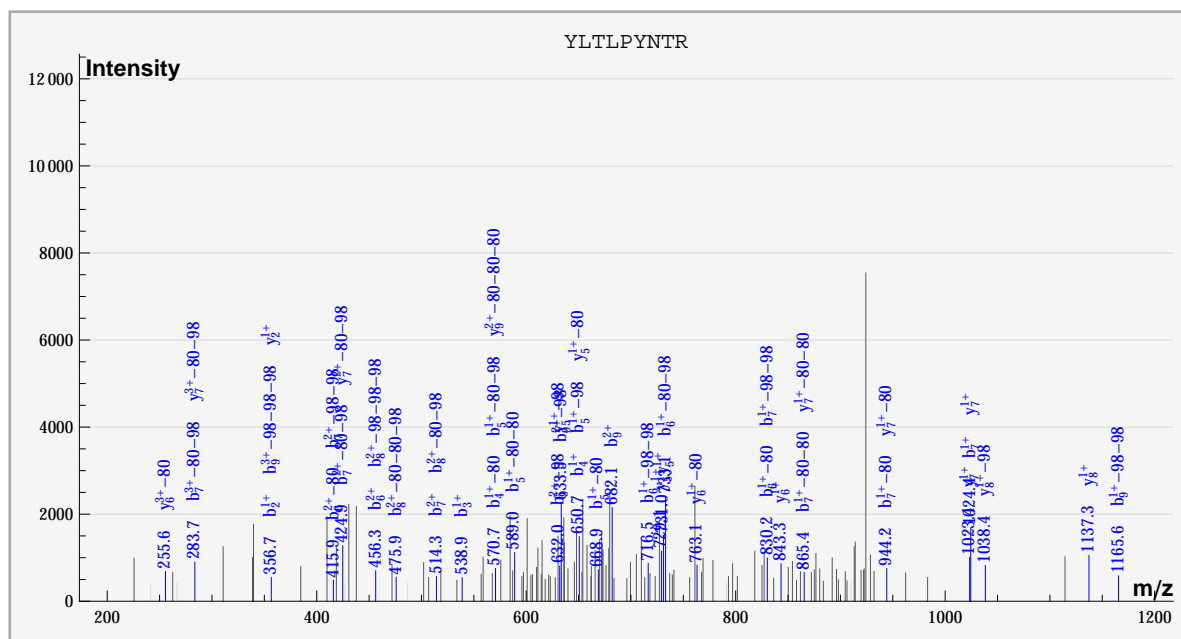


	#	b	b*	#	y	y*	P	P*
K	1							✓
T	2			9	✓	✓		
G	3			8	✓	✓		
K	4	✓		7		✓		
G	5	✓	✓	6				
F	6	✓	✓	5	✓			
Y	7	✓	✓	4	✓			
E	8	✓		3	✓			
Y	9		✓	2				
K	10	✓	✓	1				

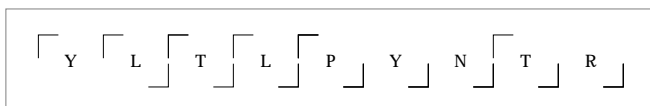


dbValid true YLTLPYNTR PHOS(3) 2. 692. -1.24451 5.09212 100. ? 2466.

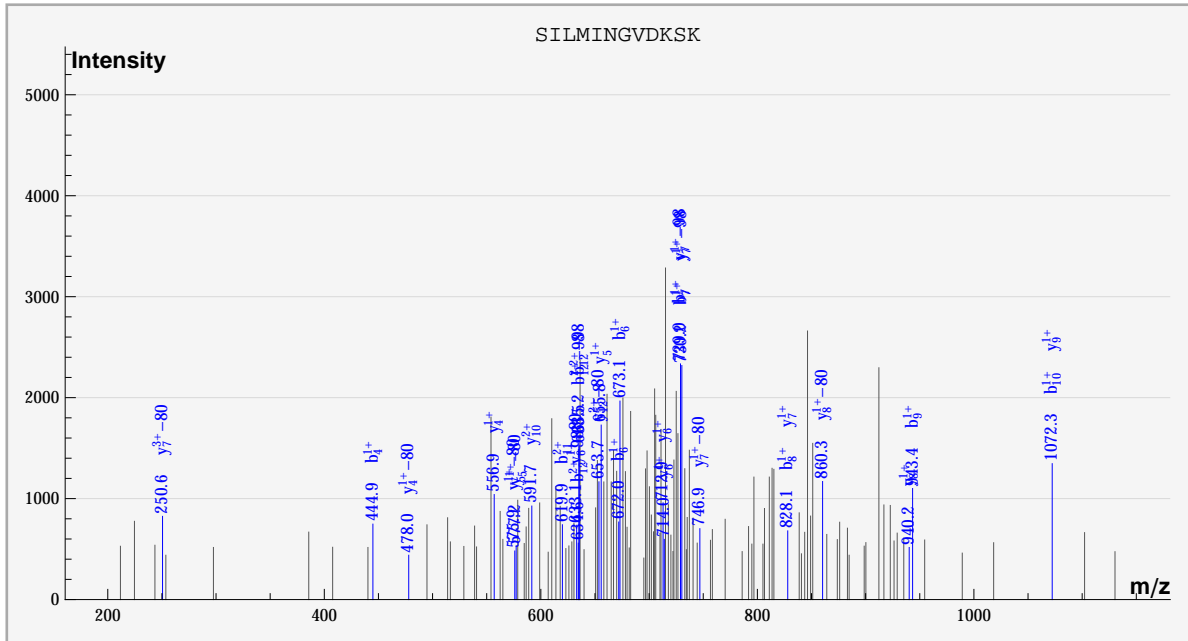
S_Acido_new%gi|68567020|gb|AA79949.1| YLTLPYNTR%:PHOS::PHOS:::PHOS::%sample_0%compd_1115



	#	b	b*	#	y	y*	P	P*
Y	1							✓
L	2	✓		8	✓	✓		
T	3	✓		7	✓	✓		
L	4	✓	✓	6	✓	✓		
P	5		✓	5	✓	✓		
Y	6	✓	✓	4				
N	7	✓	✓	3				
T	8		✓	2	✓			
R	9	✓	✓	1				



dbValid true SILMINGVDKSK PHOS(1) 2. 692. 0.848912 5.01805 100. ? 2826.
 S_Acido_new%gi|68568273|gb|AAy81202.1| SILMINGVDKSK%:.....PHOS::%sample_0%compd_1446

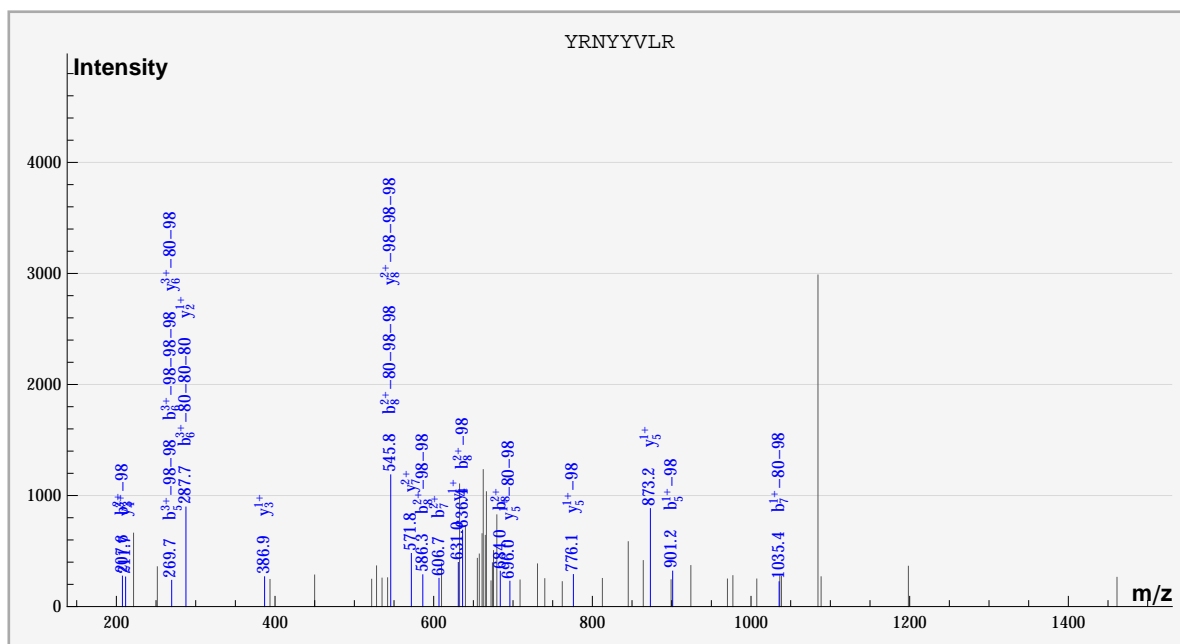


	#	b	b*	#	y	y*	P	P*
S	1							✓
I	2			11				
L	3			10	✓			
M	4	✓		9	✓			
I	5			8	✓	✓		
N	6	✓		7	✓	✓		
G	7	✓		6	✓	✓		
V	8	✓		5	✓	✓		
D	9	✓		4	✓	✓		
K	10	✓		3				
S	11	✓		2				
K	12		✓	1				

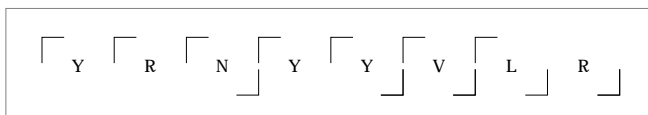
S I L M I N G V D K S K

dbValid true YRNYVLR PHOS(3) 2. 693. 0.755822 5.00827 100. ? 1578.

S_Acido_new%gi|68567852|gb|AAy80781.1| YRNYVLR%:PHOS::PHOS::%sample_0%compd_309

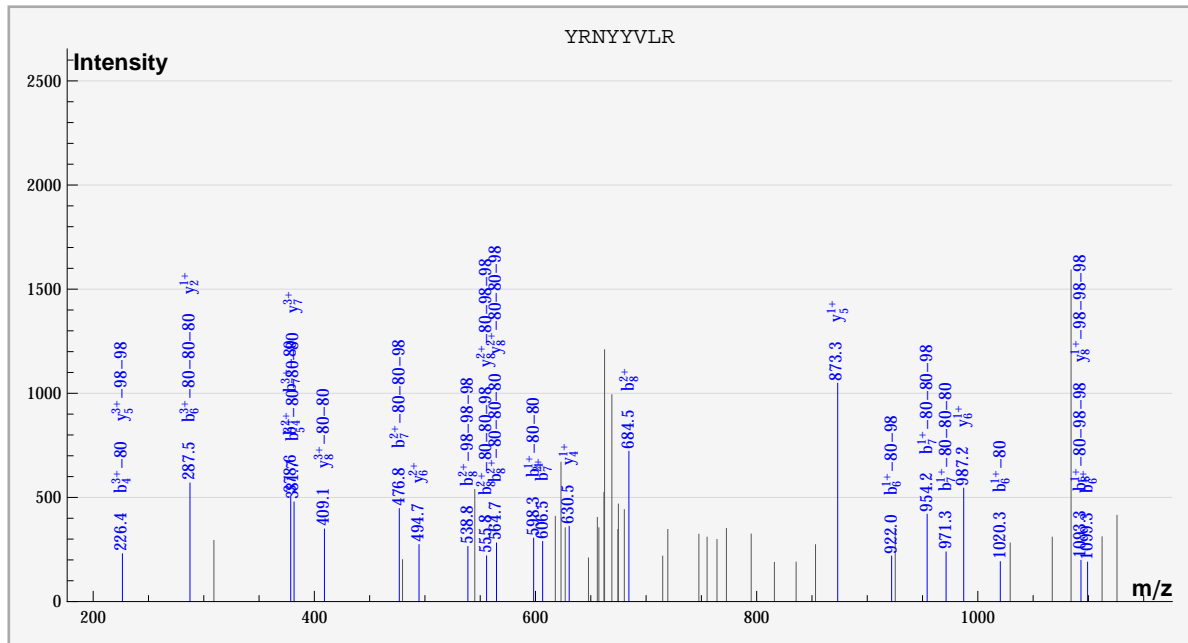


	#	b	b*	#	y	y*	P	P*
Y	1							✓
R	2			7	✓			
N	3	✓		6		✓		
Y	4			5	✓	✓		
Y	5	✓		4	✓			
V	6	✓		3	✓			
L	7	✓	✓	2	✓			
R	8	✓	✓	1				

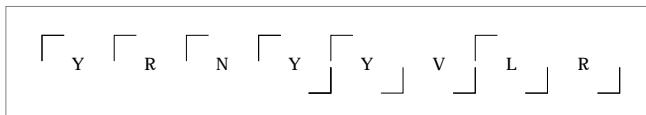


dbValid true YRNYVLR PHOS(3) 2. 693. 0.755822 4.935 100. ? 1590.

S_Acido_new%gi|68567852|gb|AA80781.1| YRNYVLR%:PHOS::PHOS:PHOS:::%sample_0%compd_321

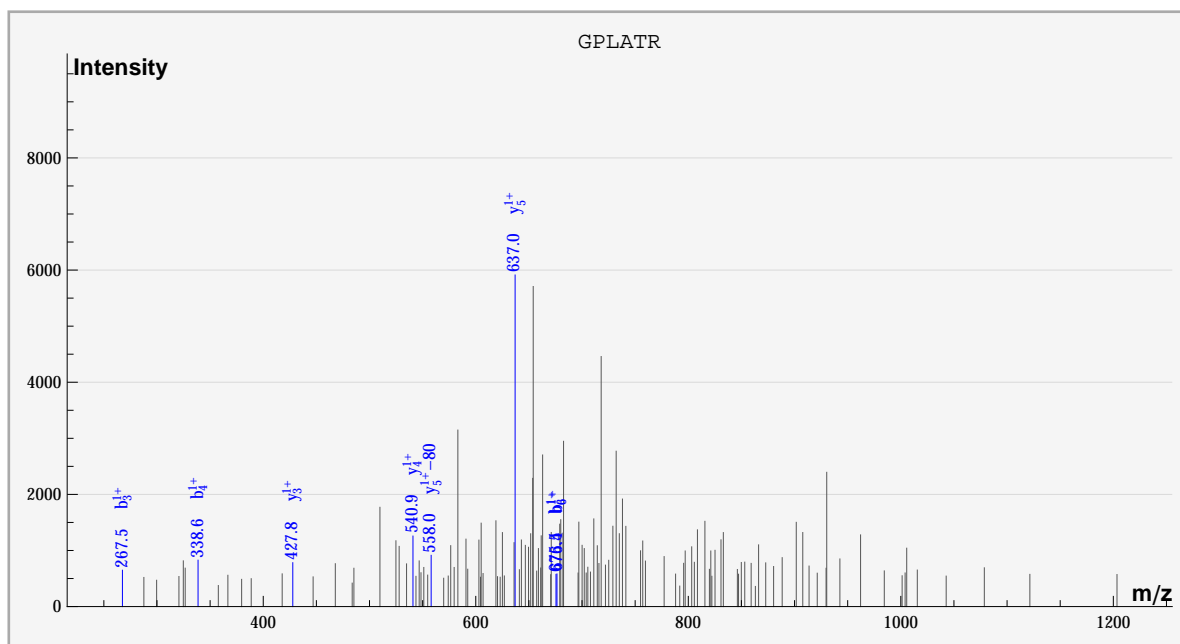


	#	b	b*	#	y	y*	P	P*
Y	1							✓
R	2			7	✓			
N	3			6	✓			
Y	4	✓	✓	5	✓	✓		
Y	5		✓	4	✓			
V	6	✓	✓	3				
L	7	✓	✓	2	✓			
R	8	✓	✓	1				



dbValid true GPLATR PHOS(1) 1. 693. 1.32834 5.36315 100. ? 2742.

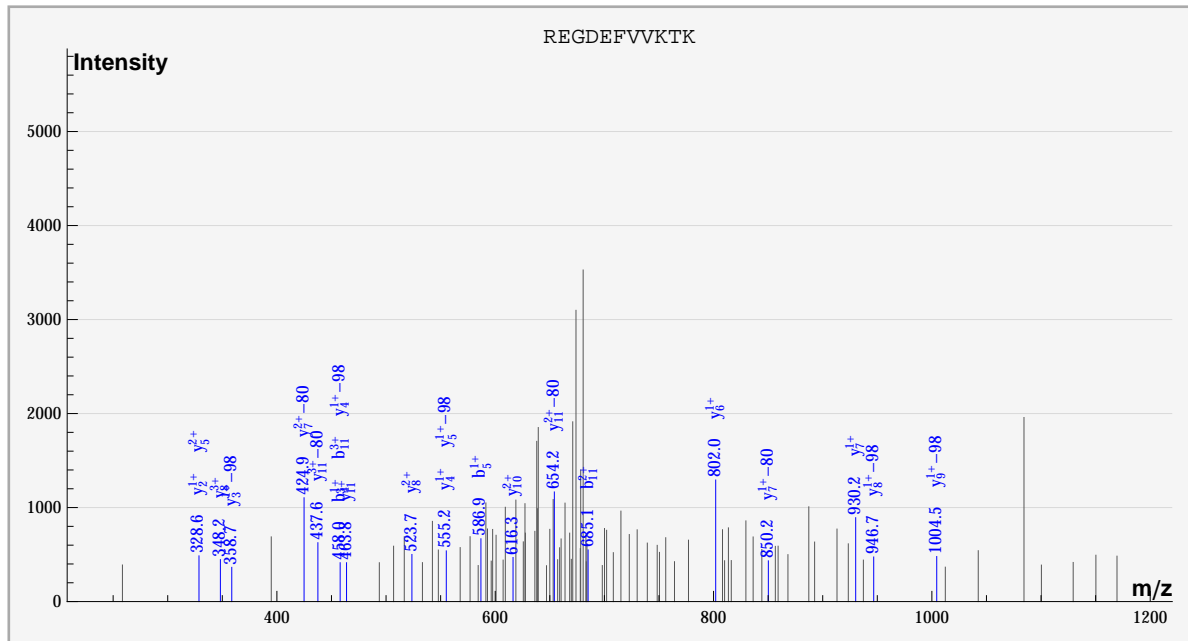
S_Acido_new%gi|68567124|gb|AAY80053.1| GPLATR%:::::PHOS::%sample_0%compd_1370



	#	b	b*	#	y	y*	P	P*
G	1							
P	2			5	✓	✓		
L	3	✓		4	✓			
A	4	✓		3	✓			
T	5			2				
R	6	✓		1				



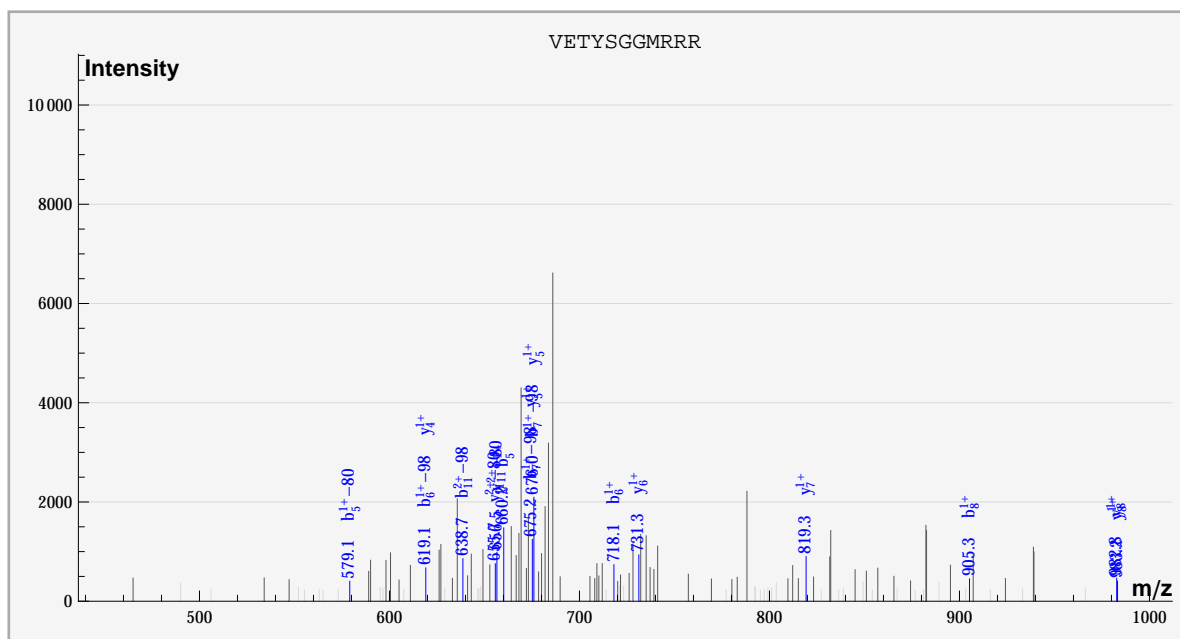
dbValid true REGDEFVVKTK PHOS(1) 2. 694. 0.334477 5.11619 100. ? 2172.
 S_Acido_new%gi|68567364|gb|AAy80293.1| REGDEFVVKTK%:::PHOS::%sample_0%cmpd_851



	#	b	b*	#	y	y*	P	P*
R	1						✓	✓
E	2			10	✓			
G	3			9		✓		
D	4	✓		8	✓	✓		
E	5	✓		7	✓	✓		
F	6			6	✓			
V	7			5	✓	✓		
V	8			4	✓	✓		
K	9			3		✓		
T	10			2	✓			
K	11	✓		1				

REGDEFVVKTK

dbValid true VETYSGMRRR PHOS(1) 2. 695. 1.31611 5.13822 100. ? 2526.
 S_Acido_new%gil68567435|gb|AAY80364.1| VETYSGMRRR%:::PHOS:::sample_0%compd_1099

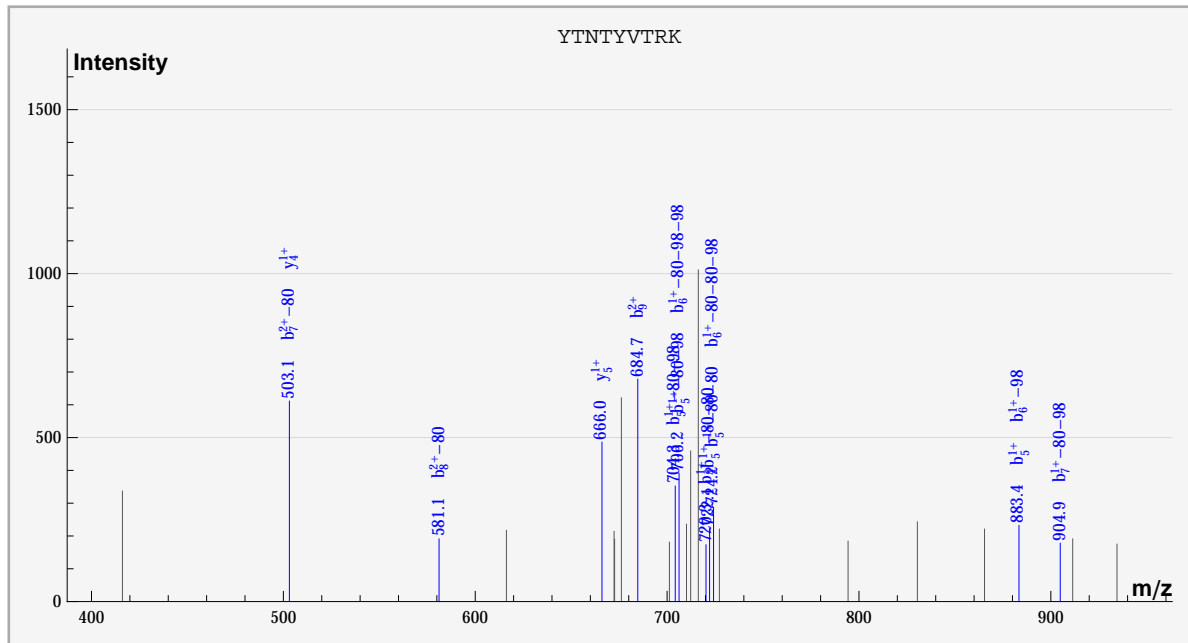


	#	b	b*	#	y	y*	P	P*
V	1							✓
E	2			10				
T	3			9				
Y	4			8	✓			
S	5	✓	✓	7	✓			
G	6	✓	✓	6	✓			
G	7		✓	5	✓			
M	8	✓		4	✓			
R	9			3				
R	10			2				
R	11		✓	1				

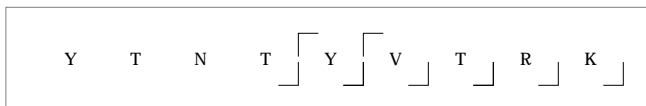
V E T Y S G G M R R R

dbValid true YTNTYVTRK PHOS(3) 2. 695. -1.74943 5.03666 100. ? 3792.

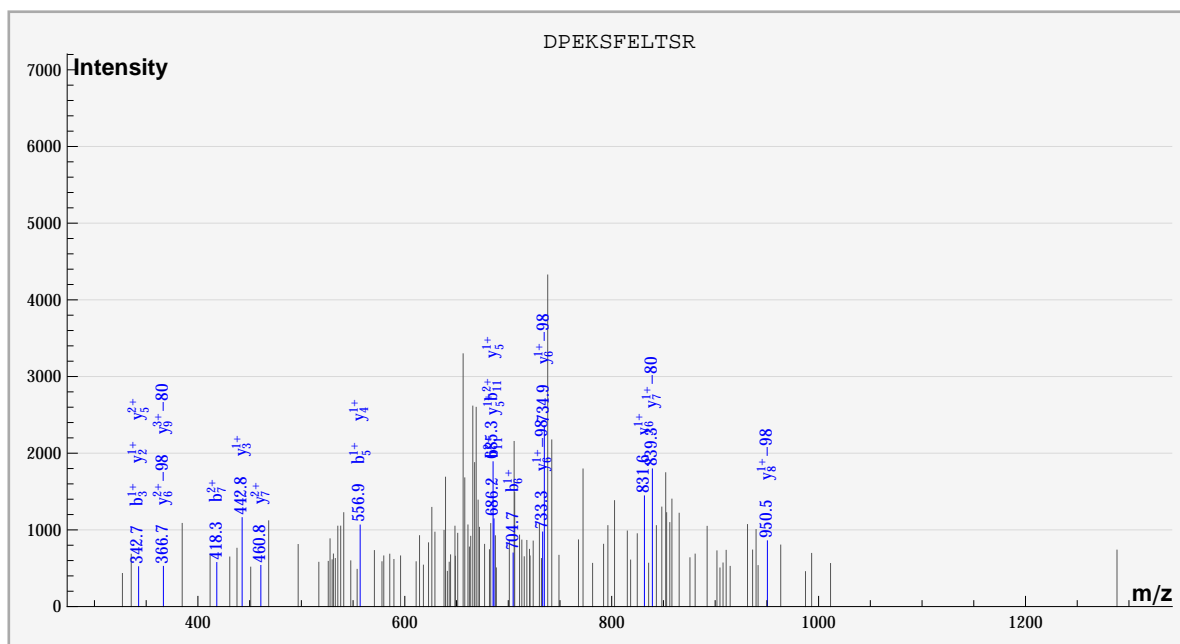
S_Acido_new%gi|68566706|gb|AAY79635.1| YTNTYVTRK%:PHOS:PHOS::PHOS:::sample_2%compd_2190



	#	b	b*	#	y	y*	P	P*
Y	1							
T	2			8				
N	3			7				
T	4	✓		6				
Y	5	✓	✓	5	✓			
V	6		✓	4	✓			
T	7		✓	3				
R	8		✓	2				
K	9	✓		1				



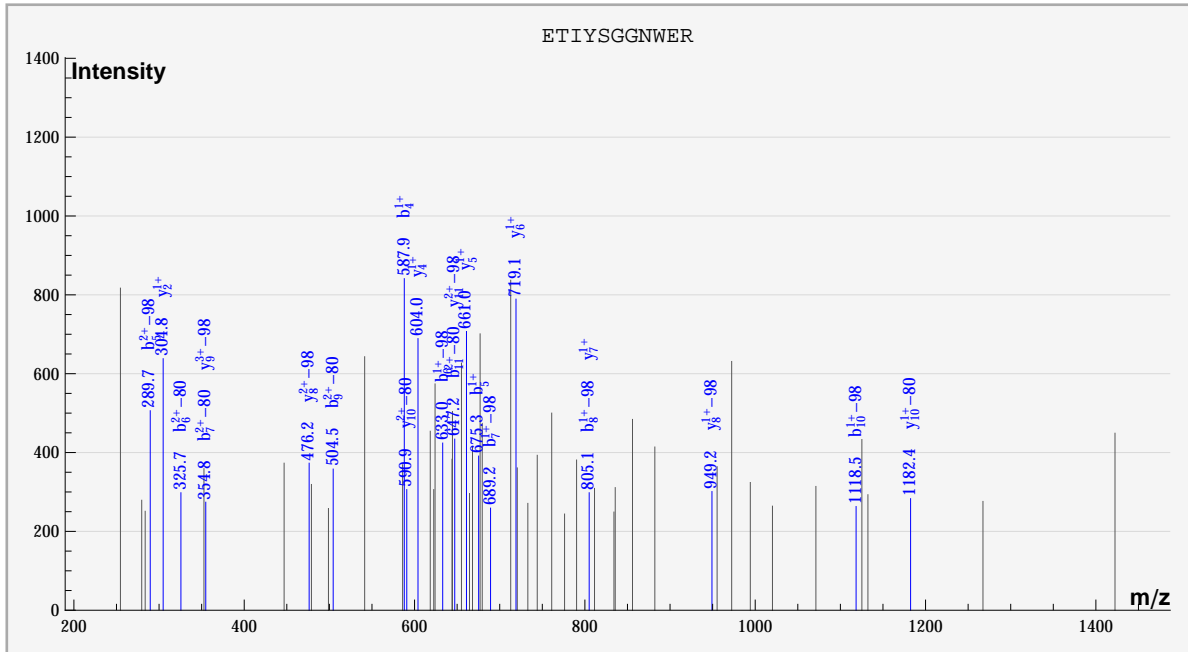
dbValid true DPEKSFELTSR PHOS(1) 2. 696. -1.1917 5.09345 100. ? 2892.
 S_Acido_new%gi|68568518|gb|AA81447.1| DPEKSFELTSR%:::PHOS::%sample_0%cmpd_1505



	#	b	b*	#	y	y*	P	P*
D	1							
P	2			10				
E	3	✓		9		✓		
K	4			8		✓		
S	5	✓		7	✓	✓		
F	6	✓		6	✓	✓		
E	7	✓		5	✓			
L	8			4	✓			
T	9			3	✓			
S	10			2	✓			
R	11	✓		1				

D P E K S F E L T S R

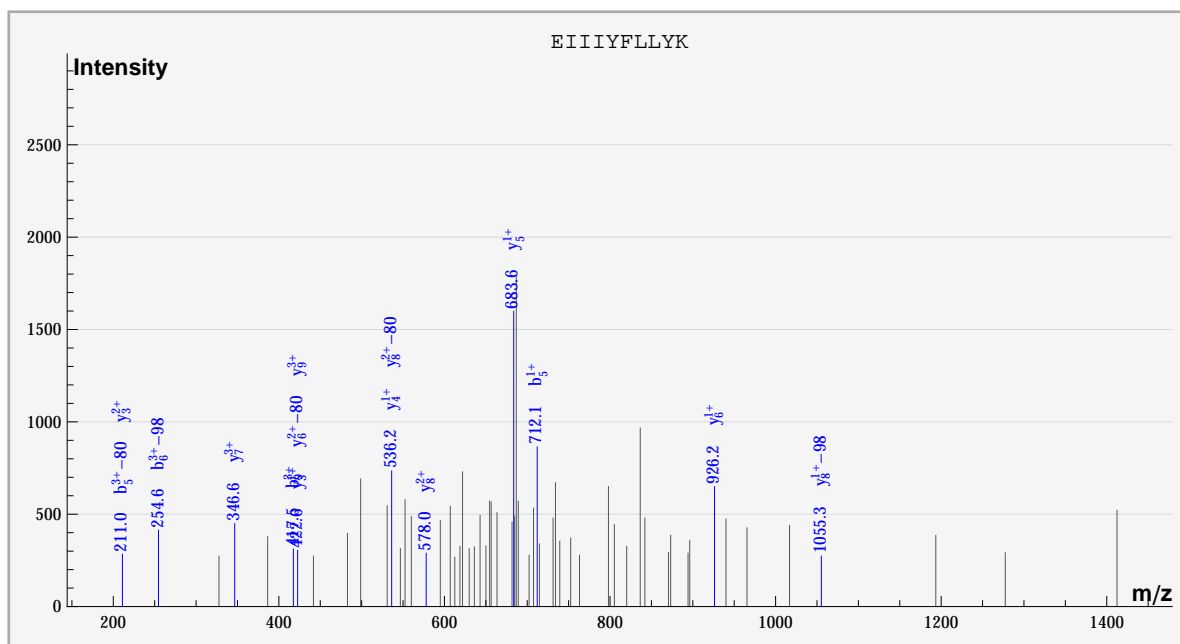
dbValid true ETIYSGGNWER PHOS(1) 2. 698. -1.71501 5.00699 100. ? 1728.
 S_Acido_new%gi|68566944|gb|AAV79873.1| ETIYSGGNWER%::::PHOS:::::sample_0%cmpd_445



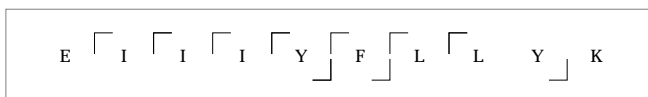
	#	b	b*	#	y	y*	P	P*
E	1							✓
T	2			10				✓
I	3			9				✓
Y	4	✓		8				✓
S	5	✓	✓	7	✓			
G	6		✓	6	✓			
G	7		✓	5	✓			
N	8		✓	4	✓			
W	9		✓	3				
E	10		✓	2	✓			
R	11		✓	1				

ETIYSGGNWER

dbValid true EIIYFLLYK PHOS(1) 2. 698. -0.127823 5.12482 100. ? 2064.
 S_Acido_new%gi|68567730|gb|AAY80659.1| EIIYFLLYK%::::PHOS::::%sample_0%cmpd_755

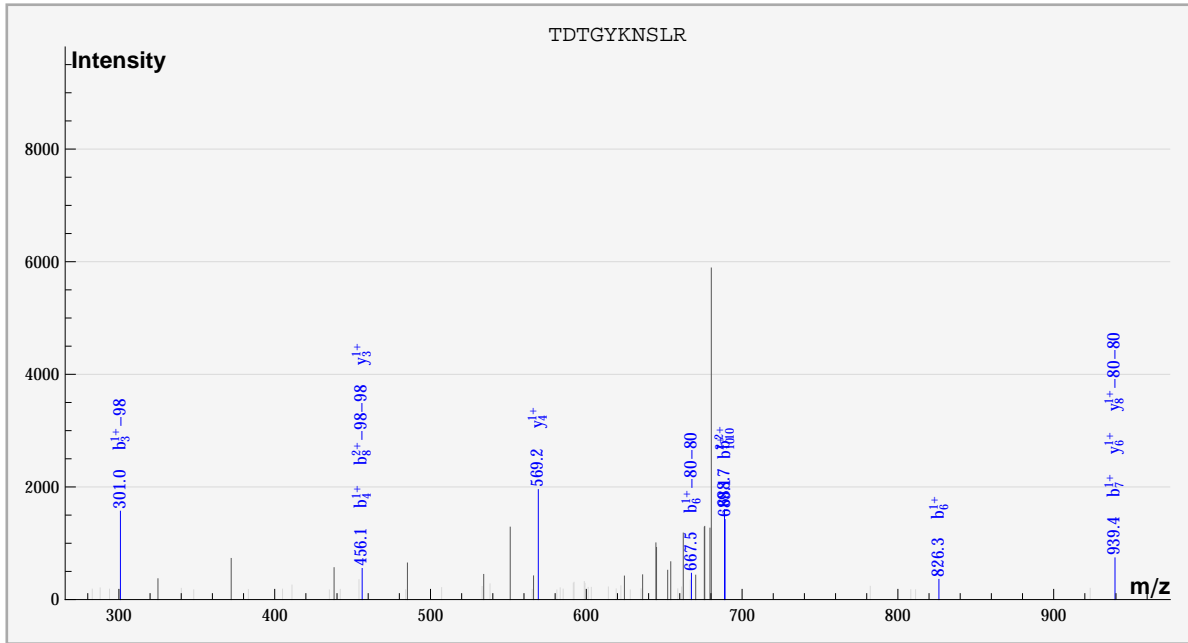


	#	b	b*	#	y	y*	P	P*
E	1							
I	2			9	✓			
I	3			8	✓	✓		
I	4			7	✓			
Y	5	✓	✓	6	✓	✓		
F	6		✓	5	✓			
L	7			4	✓			
L	8			3	✓			
Y	9	✓		2				
K	10			1				

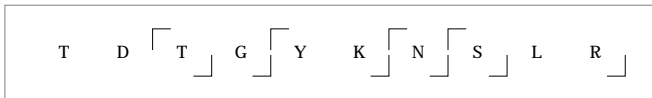


dbValid true TDTGYKNSLR PHOS(3) 2. 699. -1.25689 5.12899 100. ? 1434.

S_Acido_new%gi|68567901|gb|AA80830.1| TDTGYKNSLR%:PHOS:::PHOS:::PHOS:::sample_2%cmpd_168

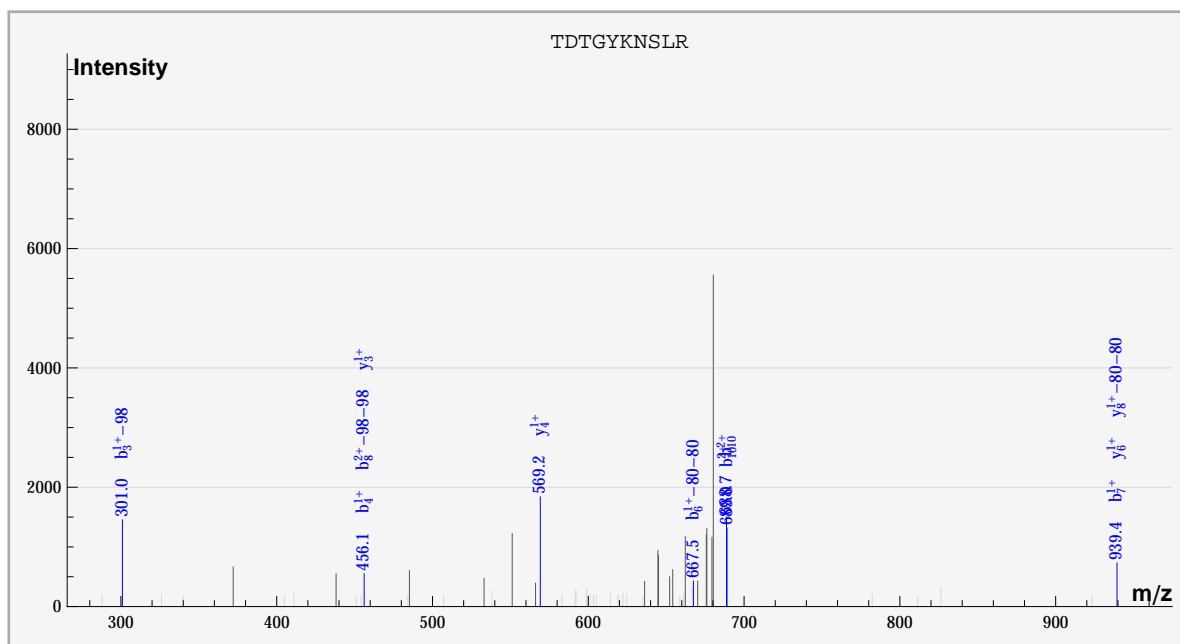


	#	b	b*	#	y	y*	P	P*
T	1							
D	2			9				
T	3		✓	8		✓		
G	4	✓		7				
Y	5			6		✓		
K	6	✓	✓	5				
N	7	✓		4		✓		
S	8		✓	3		✓		
L	9			2				
R	10	✓		1				

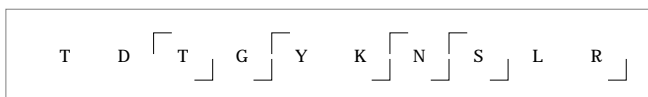


dbValid true TDTGYKNSLR PHOS(3) 2. 699. -1.25689 5.31195 100. ? 1446.

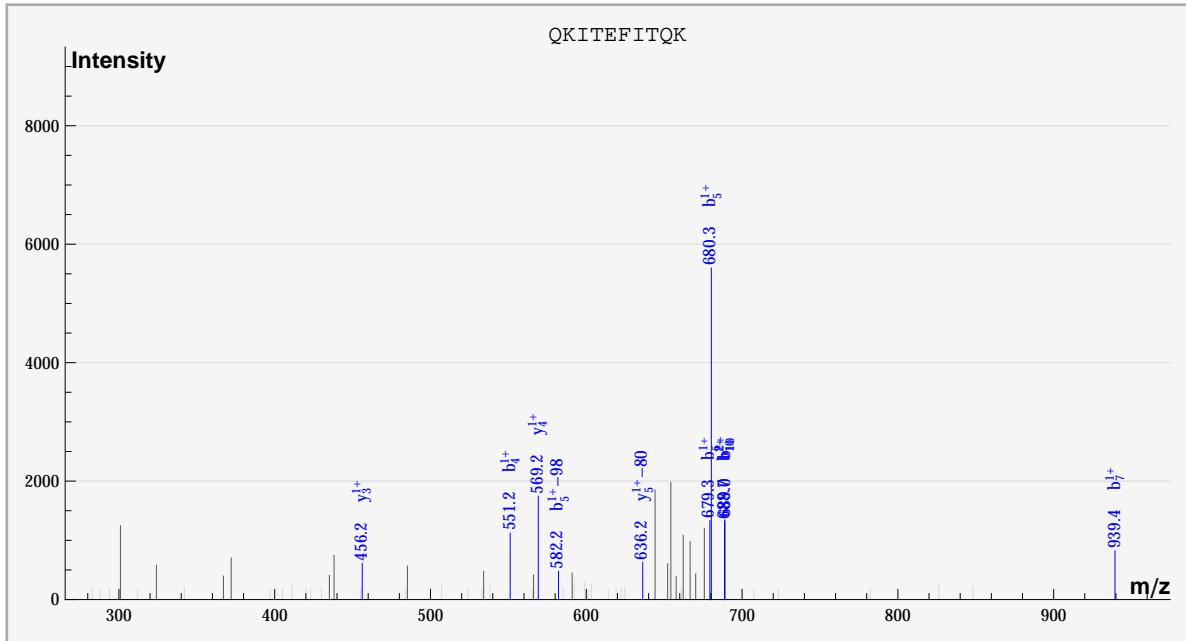
S_Acido_new%gi|68567901|gb|AAY80830.1| TDTGYKNSLR%:PHOS:::PHOS:::PHOS:::sample_2%cmpd_177



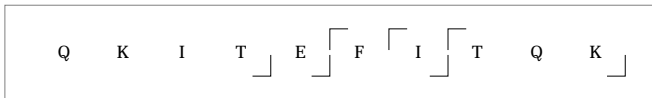
	#	b	b*	#	y	y*	P	P*
T	1							
D	2			9				
T	3		✓	8		✓		
G	4	✓		7				
Y	5			6		✓		
K	6		✓	5				
N	7	✓		4		✓		
S	8		✓	3		✓		
L	9			2				
R	10	✓		1				



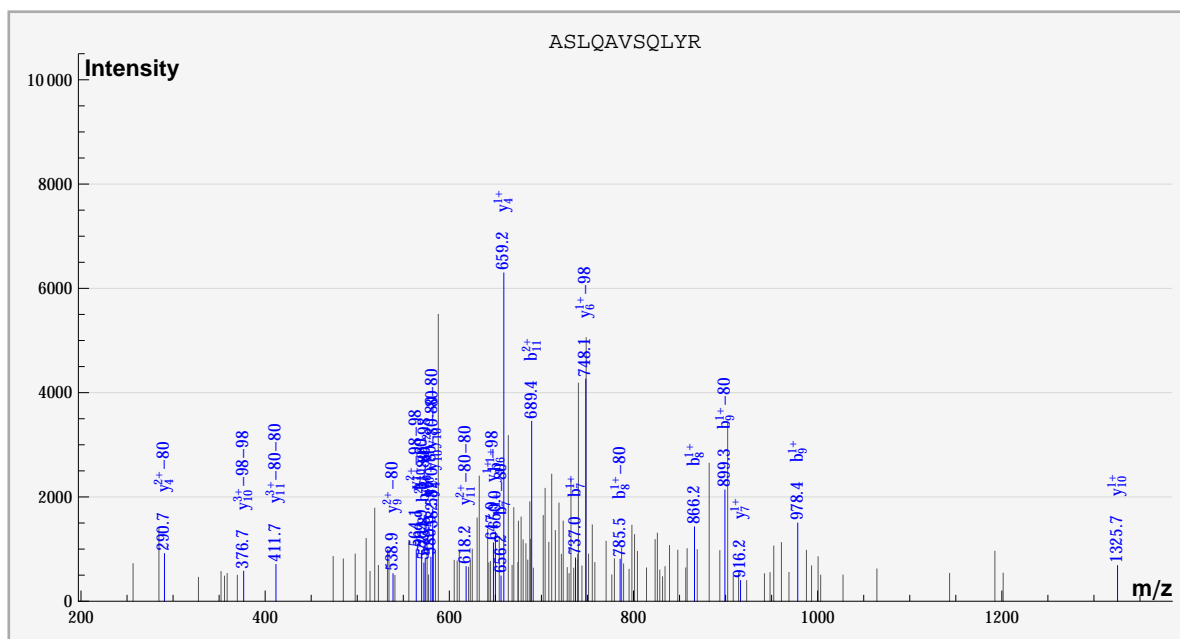
dbValid true QKITEFITQK PHOS(2) 2. 699. -0.680353 5.08027 100. ? 1464.
 S_Acido_new%gi|68567956|gb|AA80885.1| QKITEFITQK%::::PHOS::::PHOS::::%sample_2%cmpd_197



	#	b	b*	#	y	y*	P	P*
Q	1							
K	2			9				
I	3			8				
T	4	✓		7				
E	5	✓	✓	6				
F	6			5		✓		
I	7	✓		4	✓			
T	8			3	✓			
Q	9			2				
K	10	✓		1				



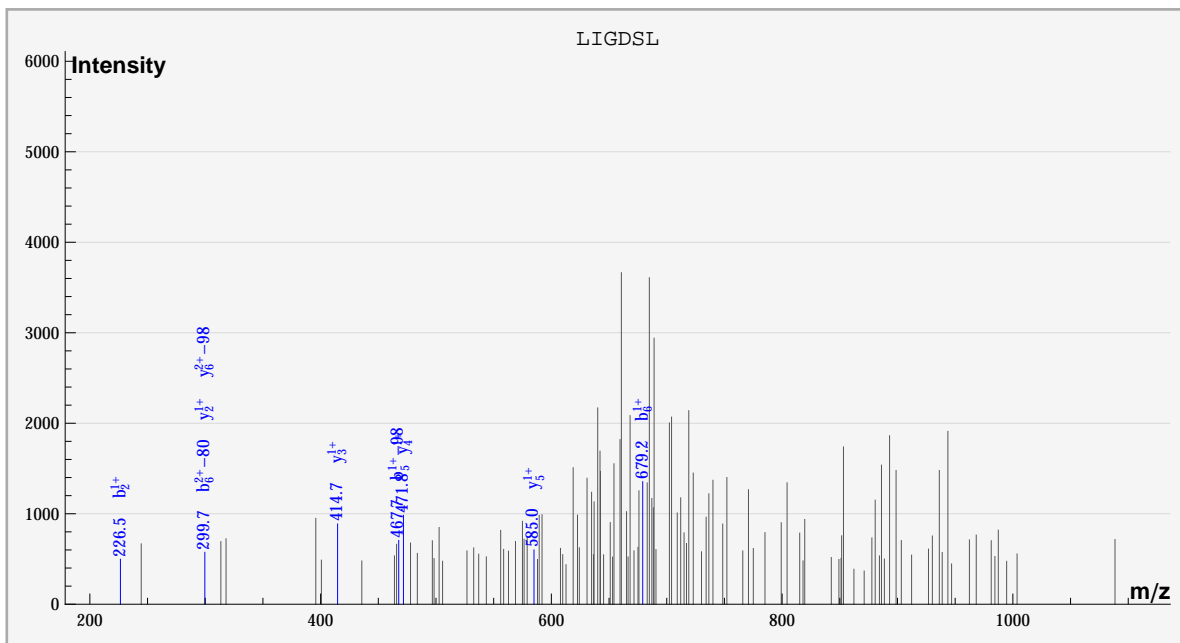
dbValid true ASLQAVSQLYR PHOS(2) 2. 699. -0.692928 5.44124 100. ? 2562.
 S_Acido_new%gi|68566690|gb|AA79619.1| ASLQAVSQLYR%::PHOS:::PHOS::%sample_0%compd_1211



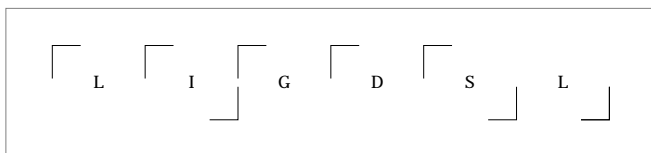
	#	b	b*	#	y	y*	P	P*
A	1							✓
S	2			10	✓	✓		
L	3			9		✓		
Q	4			8				
A	5			7	✓			
V	6	✓	✓	6		✓		
S	7	✓	✓	5		✓		
Q	8	✓	✓	4	✓	✓		
L	9	✓	✓	3				
Y	10		✓	2				
R	11	✓		1				

ASLQAVSQLYR

dbValid true LIGDSL PHOS(1) 1. 699. -1.68324 5.44493 100. ? 2634.
 S_Acido_new%gi|68567921|gb|AAY80850.1| LIGDSL%:::::PHOS::%sample_0%compd_1277

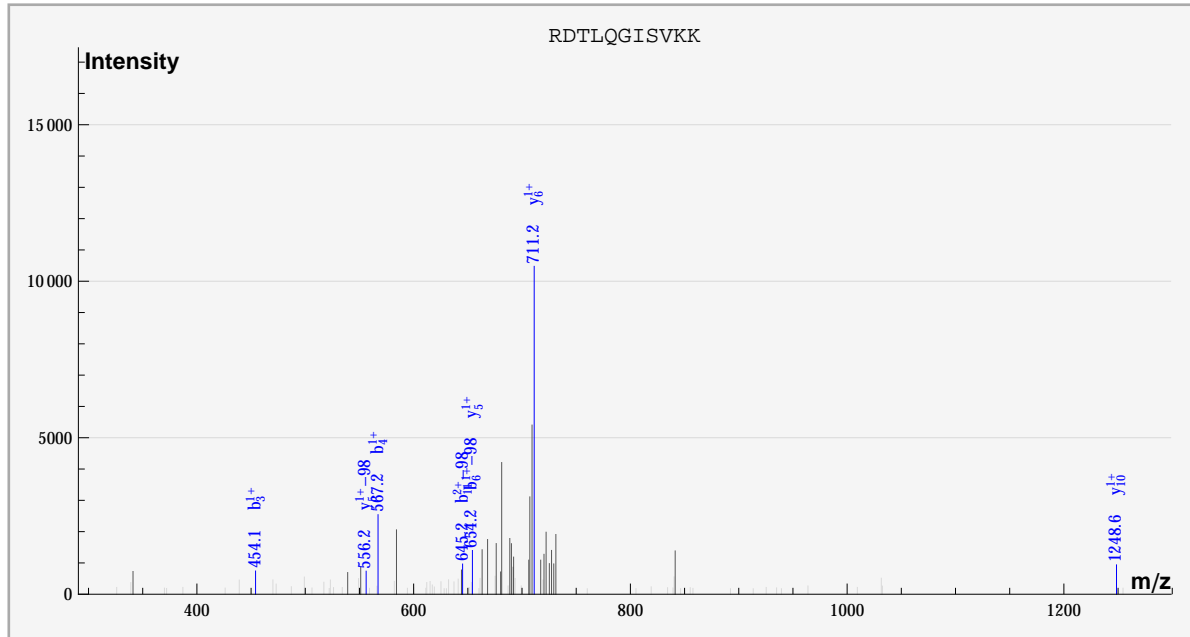


	#	b	b*	#	y	y*	P	P*
L	1							✓
I	2	✓		5	✓			
G	3			4	✓			
D	4			3	✓			
S	5		✓	2	✓			
L	6	✓	✓	1				



dbValid true RDTLQGISVKK PHOS(2) 2. 701. 1.83599 5.24369 100. ? 3114.

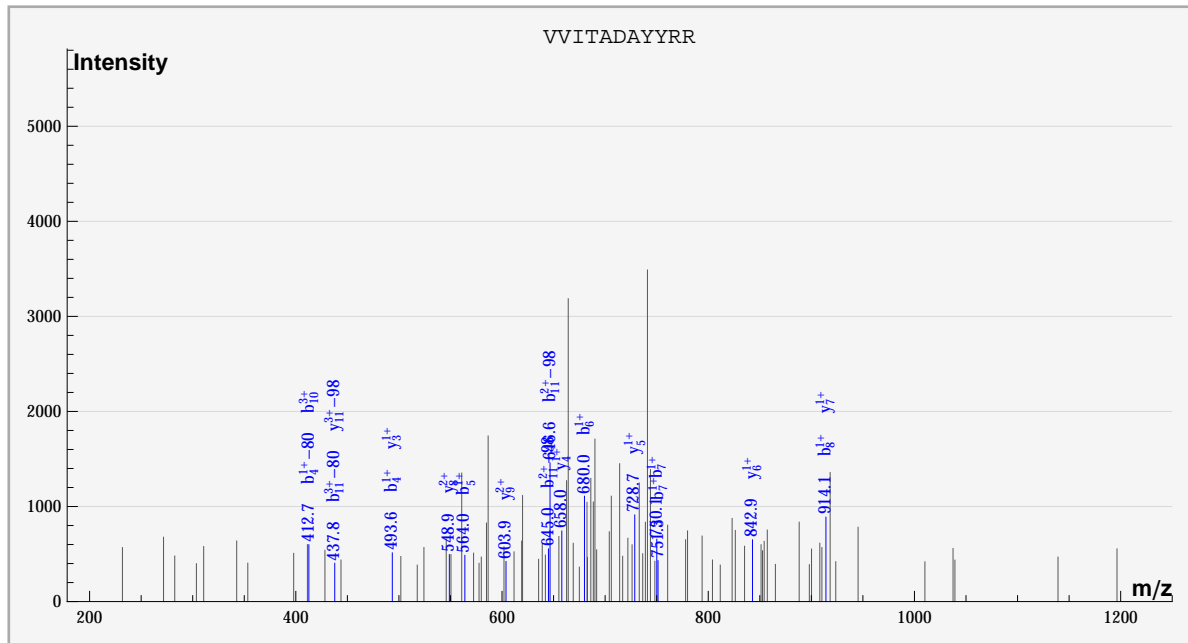
S_Acido_new%gi|68567937|gb|AA80866.1| RDTLQGISVKK%:::PHOS:::PHOS:::%sample_3%compd_1598



	#	b	b*	#	y	y*	P	P*
R	1							
D	2			10	✓			
T	3	✓		9				
L	4	✓		8				
Q	5			7				
G	6		✓	6	✓			
I	7			5	✓	✓		
S	8			4				
V	9			3				
K	10			2				
K	11		✓	1				

R [D T] L] Q [G] I S V K K]

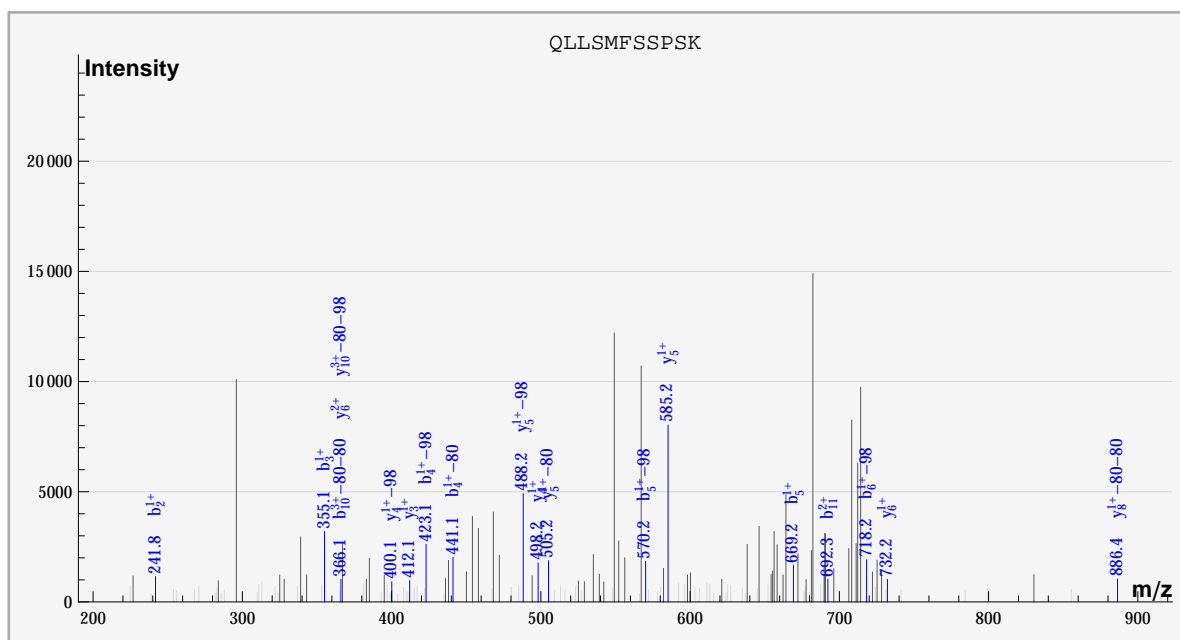
dbValid true VVITADAYYRR PHOS(1) 2. 702. 1.84502 4.98492 100. ? 2154.
 S_Acido_new%gi|68567602|gb|AAV80531.1| VVITADAYYRR%::::PHOS%:::::%sample_0%compd_822



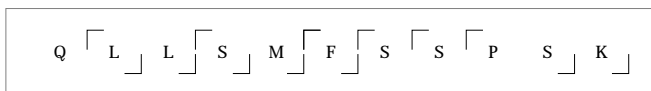
	#	b	b*	#	y	y*	P	P*
V	1							✓
V	2			10				
I	3			9	✓			
T	4	✓	✓	8	✓			
A	5	✓		7	✓			
D	6	✓		6	✓			
A	7	✓		5	✓			
Y	8	✓		4	✓			
Y	9			3	✓			
R	10	✓		2				
R	11		✓	1				

V V I T A D A Y Y R R

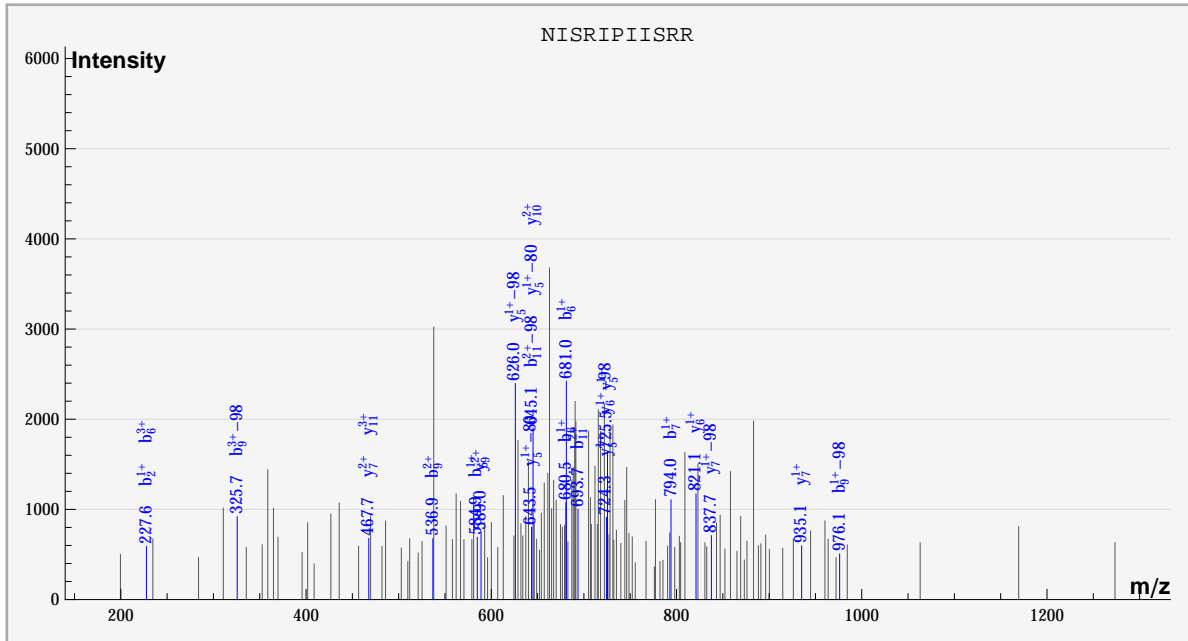
dbValid true QLLSMFSSPSK Oxidation_M(1),PHOS(2) 2. 702. -1.21796 5.61417 100. ? 2166.
 S_Acido_new%gil68566758|gb|AAY79687.1| QLLSMFSSPSK%::::PHOS:Oxidation_M::::PHOS::%sample_3%compd_787



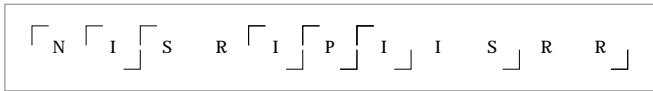
	#	b	b*	#	y	y*	P	P*
Q	1							
L	2	✓		10		✓		
L	3	✓		9				
S	4		✓	8		✓		
M	5	✓	✓	7				
F	6		✓	6	✓			
S	7			5	✓	✓		
S	8			4	✓	✓		
P	9			3	✓			
S	10		✓	2				
K	11	✓		1				



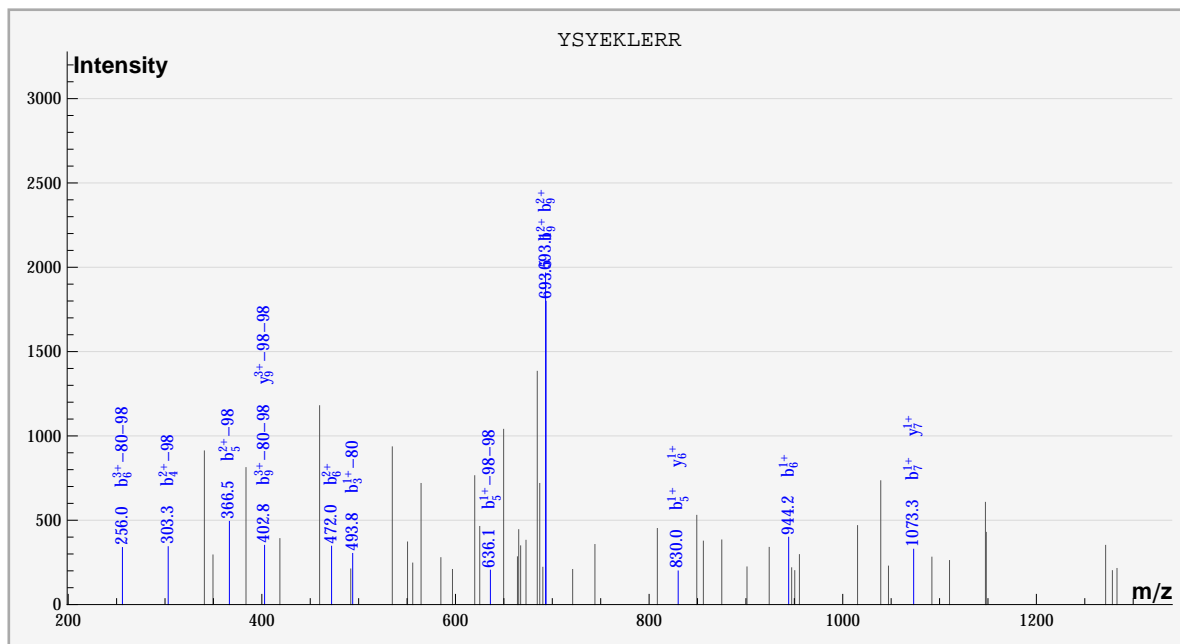
dbValid true NISRIPIISRR PHOS(1) 2. 702. 0.895377 5.39728 100. ? 2760.
 S_Acido_new%gi|68567463|gb|AA80392.1| NISRIPIISRR%:::::PHOS::%sample_0%compd_1375



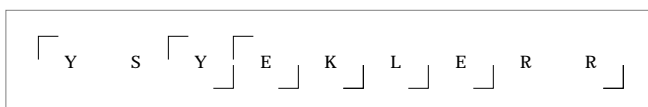
	#	b	b*	#	y	y*	P	P*
N	1							✓
I	2	✓		10	✓			
S	3			9	✓			
R	4			8				
I	5	✓		7	✓	✓		
P	6	✓		6	✓	✓		
I	7	✓		5	✓	✓		
I	8			4				
S	9	✓	✓	3				
R	10			2				
R	11	✓	✓	1				



dbValid true YSYEKLERR PHOS(2) 2. 703. -0.708578 5.04869 100. ? 1584.
 S_Acido_new%gi|68567350|gb|AAy80279.1| YSYEKLERR%:PHOS::PHOS:::sample_0%compd_307

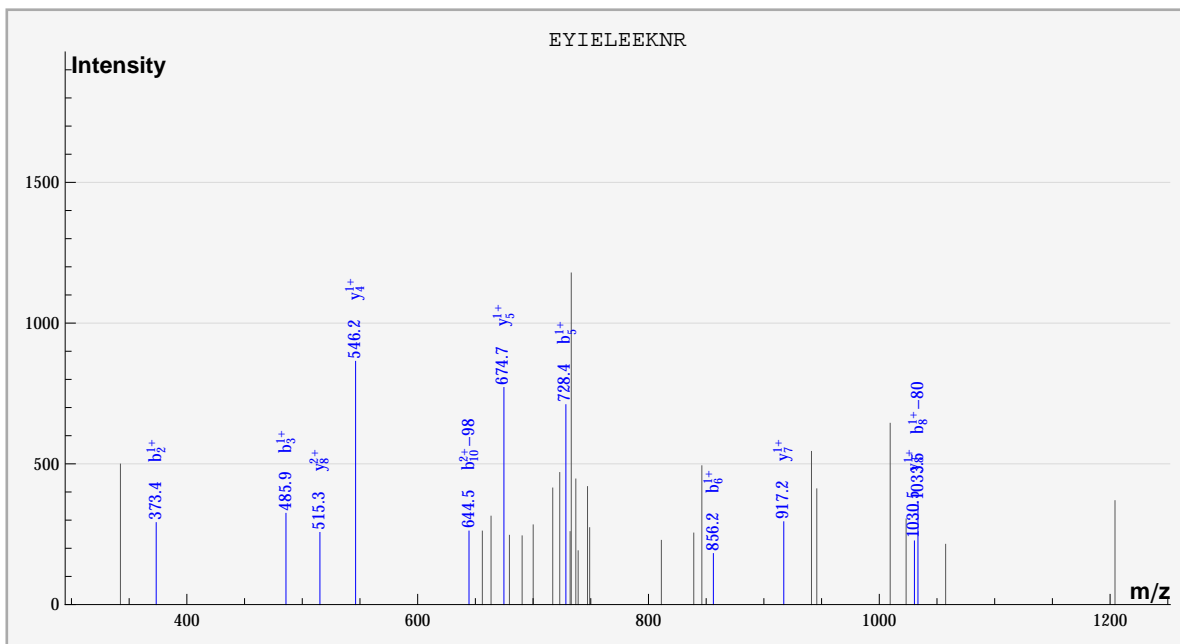


	#	b	b*	#	y	y*	P	P*
Y	1							✓
S	2			8				
Y	3	✓	✓	7	✓			
E	4	✓	✓	6	✓			
K	5	✓	✓	5				
L	6	✓	✓	4				
E	7	✓		3				
R	8			2				
R	9	✓	✓	1				

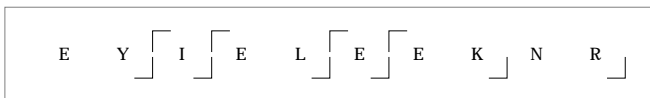


dbValid true EYIELEEKNR PHOS(1) 2. 703. -1.18388 5.75944 100. ? 2838.

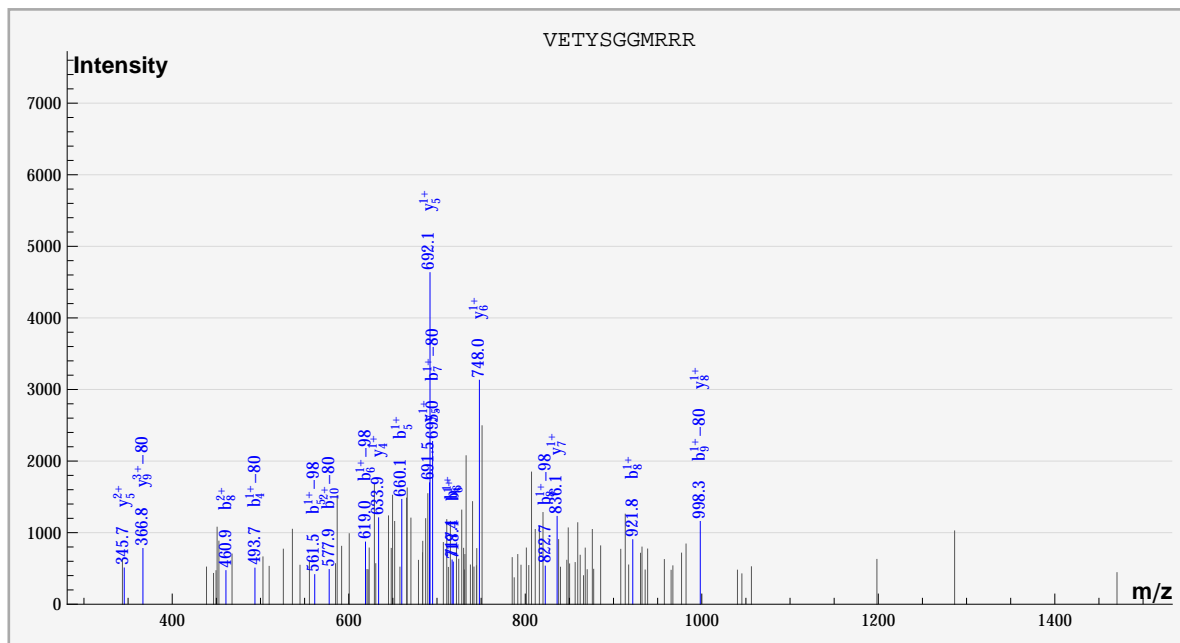
S_Acido_new%gi|68568192|gb|AA81121.1| EYIELEEKNR::PHOS:::sample_1%cmpd_1354



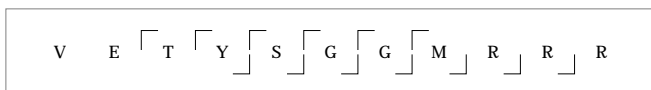
	#	b	b*	#	y	y*	P	P*
E	1							
Y	2	✓		9				
I	3	✓		8	✓			
E	4			7	✓			
L	5	✓		6				
E	6	✓		5	✓			
E	7			4	✓			
K	8		✓	3				
N	9			2				
R	10		✓	1				



dbValid true VETYSGGMRRR Oxidation_M(1),PHOS(1) 2. 704. 0.313557 5.01435 100. ? 2604.
 S_Acido_new%gil68567435|gb|AAy80364.1| VETYSGGMRRR%:::PHOS%:::Oxidation_M%:::%sample_0%compd_1233

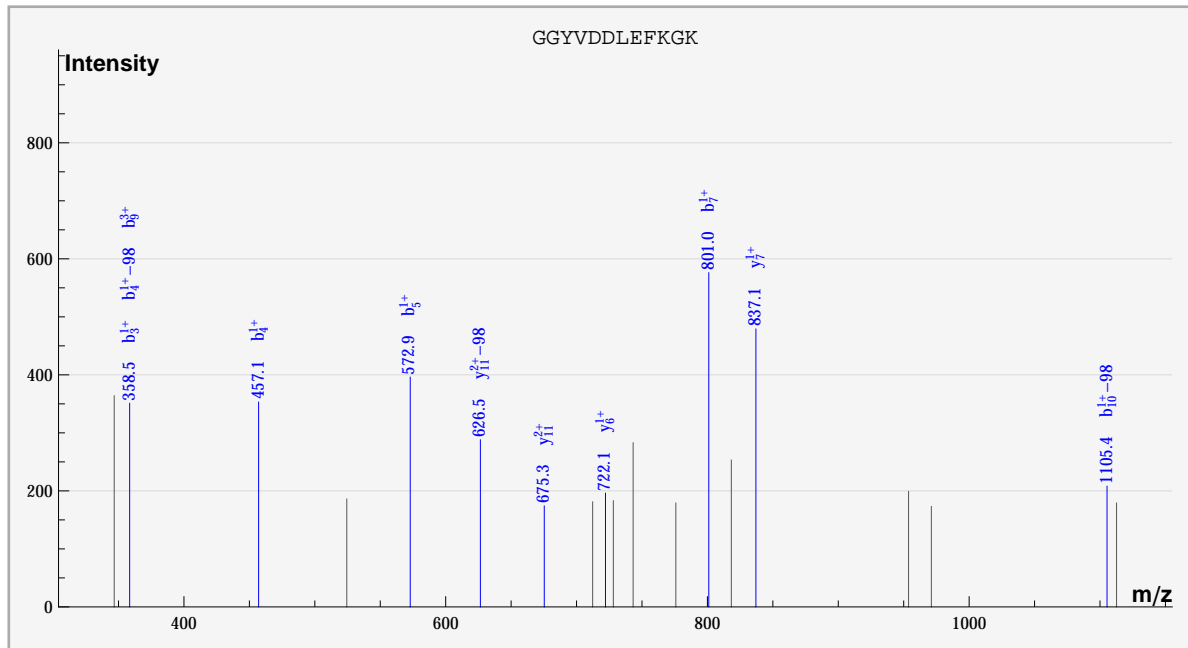


	#	b	b*	#	y	y*	P	P*
V	1							
E	2			10				
T	3			9		✓		
Y	4	✓	✓	8	✓			
S	5	✓	✓	7	✓			
G	6	✓	✓	6	✓			
G	7		✓	5	✓			
M	8	✓	✓	4	✓			
R	9		✓	3				
R	10		✓	2				
R	11			1				



dbValid true GGYVDDLEFKGK PHOS(1) 2. 704. 0.313207 5.05675 100. ? 4998.

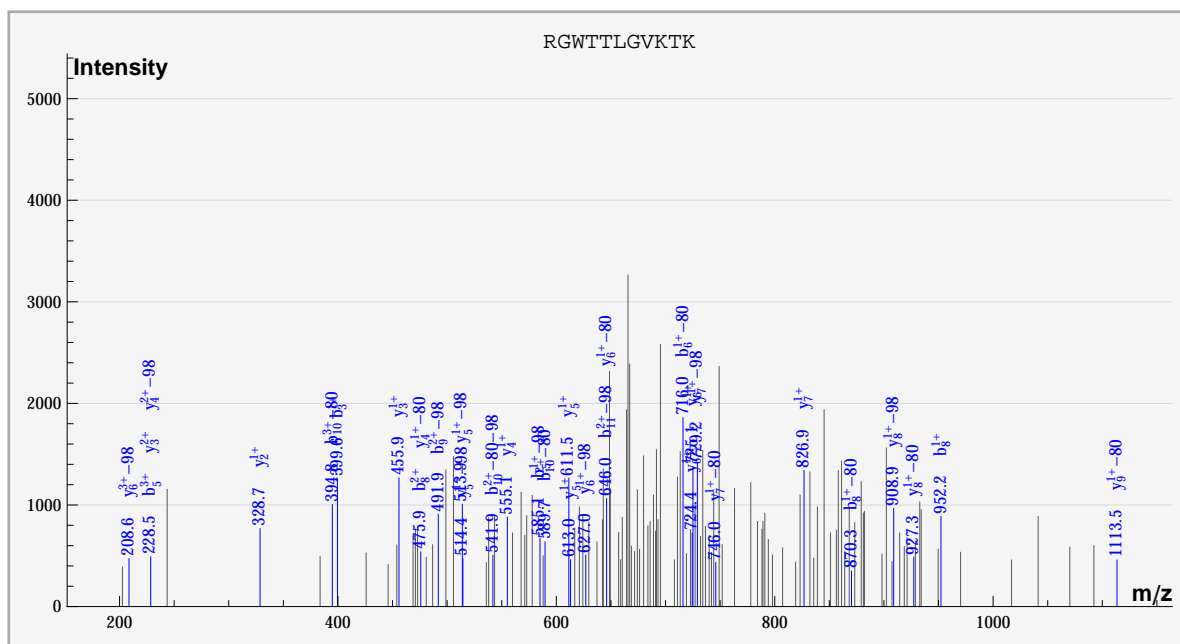
S_Acido_new%gi|68568119|gb|AAY81048.1| GGYVDDLEFKGK%::PHOS:::sample_0%cmpd_3406



	#	b	b*	#	y	y*	P	P*
G	1							
G	2			11	✓	✓		
Y	3	✓		10				
V	4	✓	✓	9				
D	5	✓		8				
D	6			7	✓			
L	7	✓		6	✓			
E	8			5				
F	9	✓		4				
K	10		✓	3				
G	11			2				
K	12			1				

G G Y V D D L E F K G K

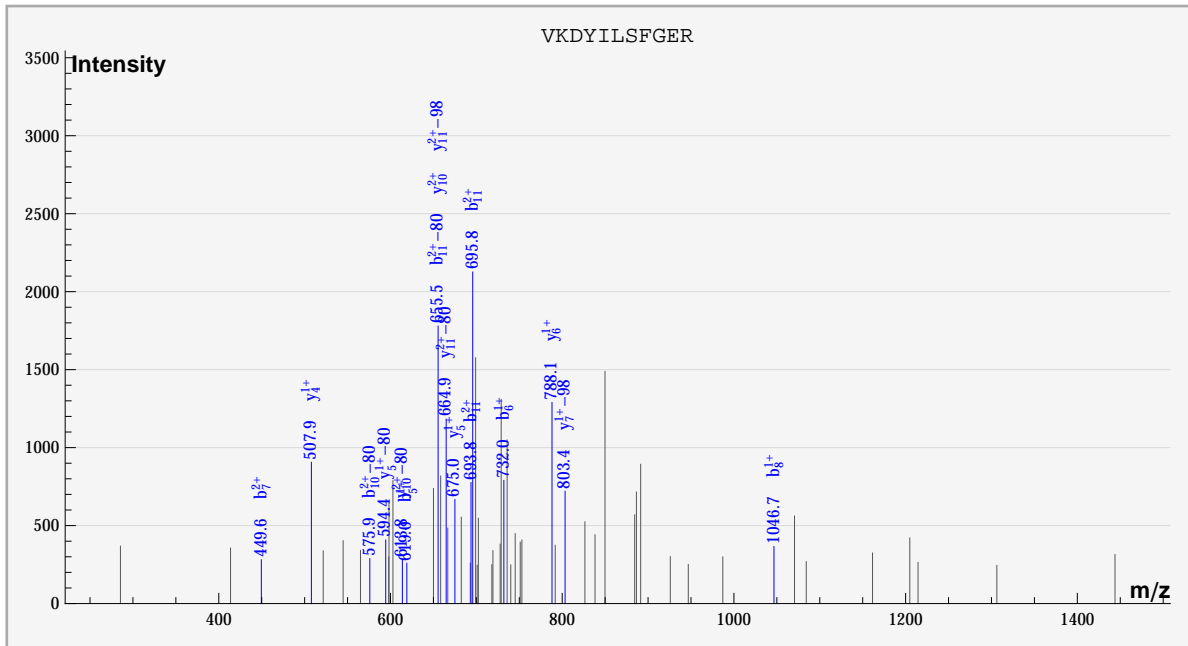
dbValid true RGWTTLGVKTK PHOS(2) 2. 705. -1.16675 5.03141 100. ? 2640.
 S_Acido_new%gi|68567076|gb|AA80005.1| RGWTTLGVKTK%::::PHOS::::PHOS::%sample_0%cmpd_1267



	#	b	b*	#	y	y*	P	P*
R	1							
G	2			10				
W	3	✓		9		✓		
T	4			8		✓		
T	5	✓	✓	7	✓	✓		
L	6		✓	6	✓	✓		
G	7			5	✓	✓		
V	8	✓	✓	4	✓	✓		
K	9		✓	3	✓			
T	10		✓	2	✓			
K	11		✓	1				

R G W T T L G V K T K

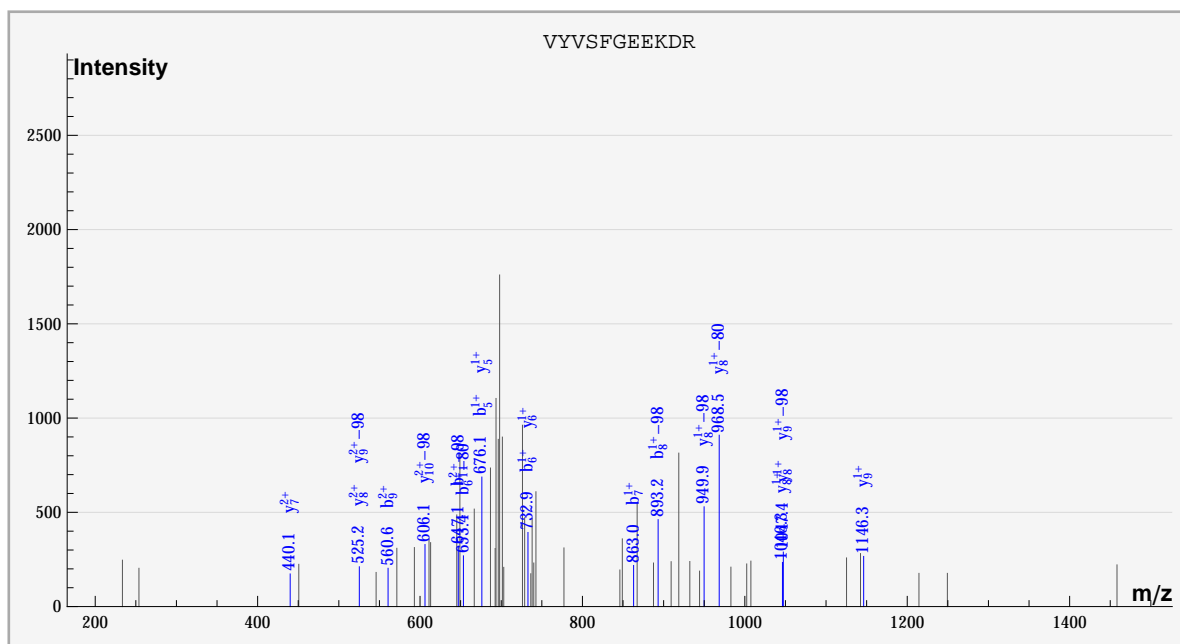
dbValid true VKDYILSFGER PHOS(1) 2. 705. -1.1606 5.0583 100. ? 3468.
 S_Acido_new%gil68567813|gb|AAY80742.1| VKDYILSFGER%::::::PHOS:::::sample_1%cmpd_1893



	#	b	b*	#	y	y*	P	P*
V	1							✓
K	2			10	✓	✓		
D	3			9				
Y	4			8				
I	5	✓		7		✓		
L	6	✓		6	✓			
S	7	✓		5	✓	✓		
F	8	✓		4	✓			
G	9			3				
E	10		✓	2				
R	11	✓	✓	1				

V K D Y I L S F G E R

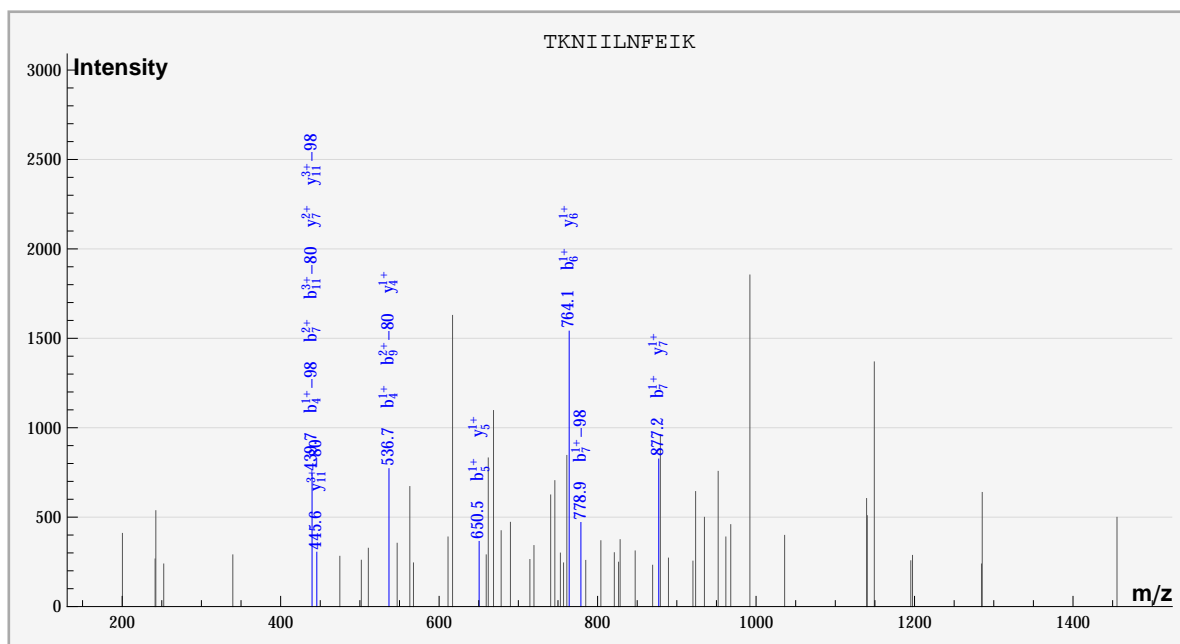
dbValid true VYVSFGEEKDR PHOS(1) 2. 706. -1.18916 5.02445 100. ? 2742.
 S_Acido_new%gi|68567523|gb|AAV80452.1| VYVSFGEEKDR%::::PHOS:::::sample_1%compd_1275



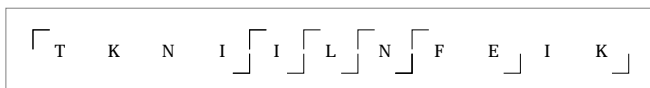
	#	b	b*	#	y	y*	P	P*
V	1							
Y	2			10		✓		
V	3			9	✓	✓		
S	4			8	✓	✓		
F	5	✓		7	✓			
G	6	✓	✓	6	✓			
E	7	✓		5	✓			
E	8		✓	4				
K	9	✓		3				
D	10			2				
R	11		✓	1				

V Y V S F G E E K D R

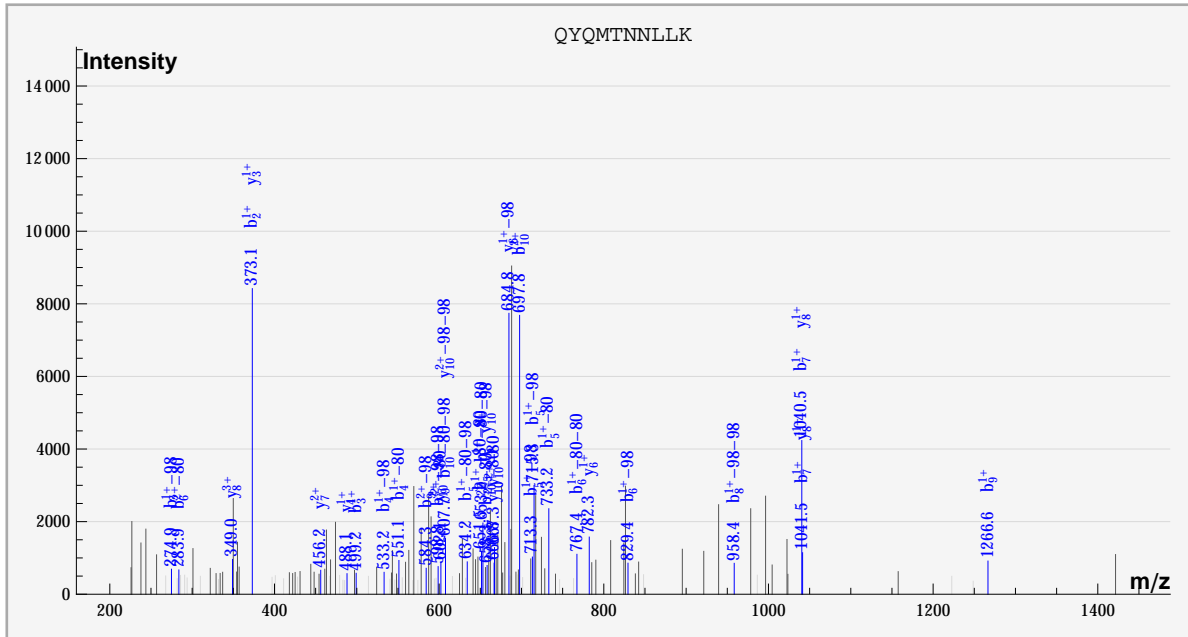
dbValid true TKNILNFEIK PHOS(1) 2. 706. 0.881067 5.40527 100. ? 3978.
 S_Acido_new%gi68567122|gb|AAY80051.1| TKNILNFEIK%:PHOS:.....%sample_0%cmpd_2486



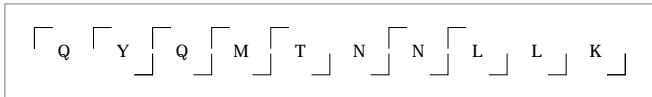
	#	b	b*	#	y	y*	P	P*
T	1							✓
K	2			10				
N	3			9				
I	4	✓	✓	8				
I	5	✓		7	✓			
L	6	✓		6	✓			
N	7	✓	✓	5	✓			
F	8			4	✓			
E	9		✓	3				
I	10			2				
K	11		✓	1				



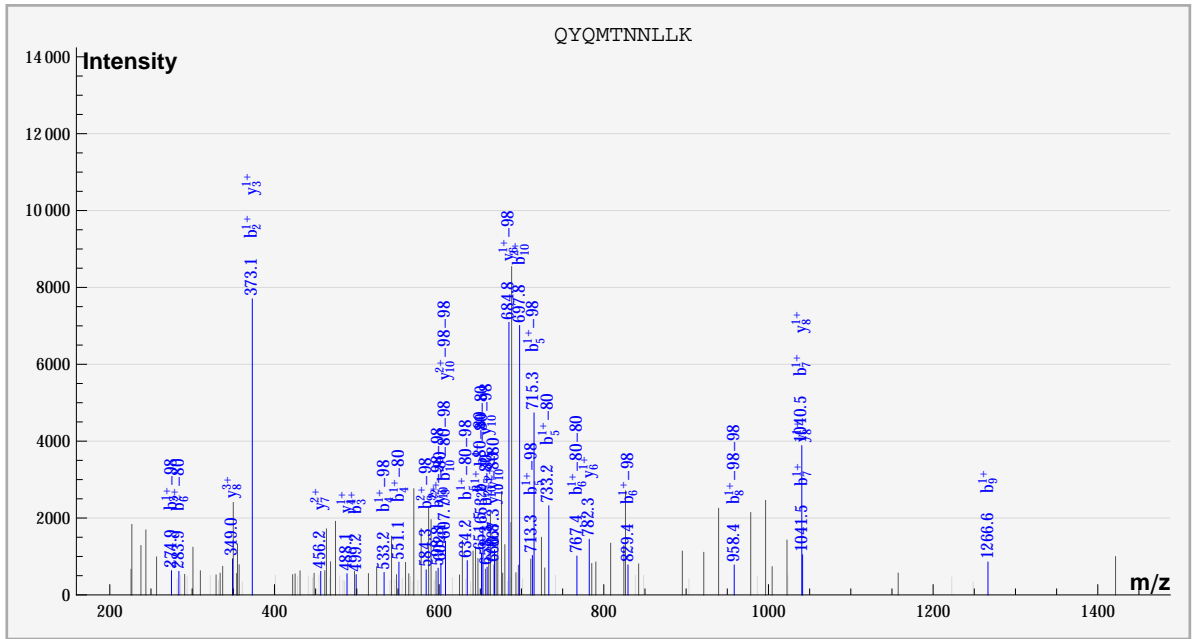
dbValid true QYQMTNLLK PHOS(2) 2. 707. -0.212333 5.23597 100. ? 1566.
 S_Acido_new%gi|68567719|gb|AAy80648.1| QYQMTNLLK%::PHOS::PHOS:::sample_3%compd_274



	#	b	b*	#	y	y*	P	P*
Q	1							✓
Y	2	✓	✓	9		✓		
Q	3	✓		8	✓			
M	4		✓	7	✓			
T	5		✓	6	✓	✓		
N	6		✓	5				
N	7	✓		4	✓			
L	8		✓	3	✓			
L	9	✓	✓	2				
K	10	✓	✓	1				



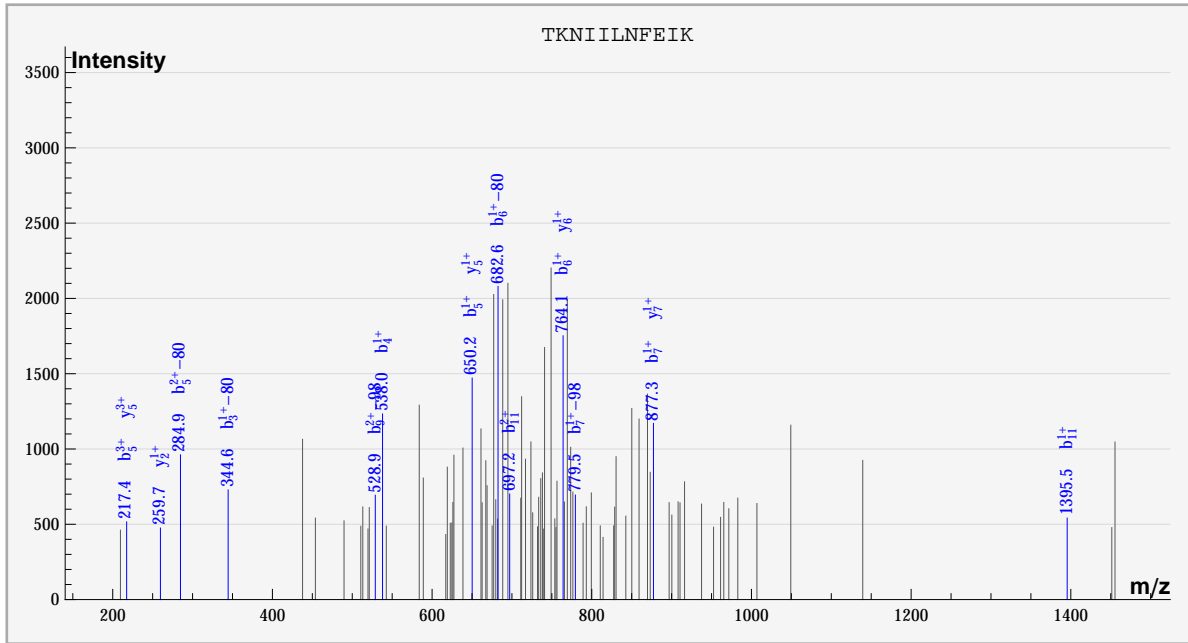
dbValid true QYQMTNNLLK PHOS(2) 2. 707. -0.212333 5.11759 100. ? 1578.
 S_Acido_new%gi|68567719|gb|AAy80648.1| QYQMTNNLLK%::PHOS::PHOS:::sample_3%compd_285



	#	b	b*	#	y	y*	P	P*
Q	1							✓
Y	2	✓	✓	9		✓		
Q	3	✓		8	✓			
M	4		✓	7	✓			
T	5		✓	6	✓	✓		
N	6		✓	5				
N	7	✓		4	✓			
L	8		✓	3	✓			
L	9	✓	✓	2				
K	10	✓	✓	1				



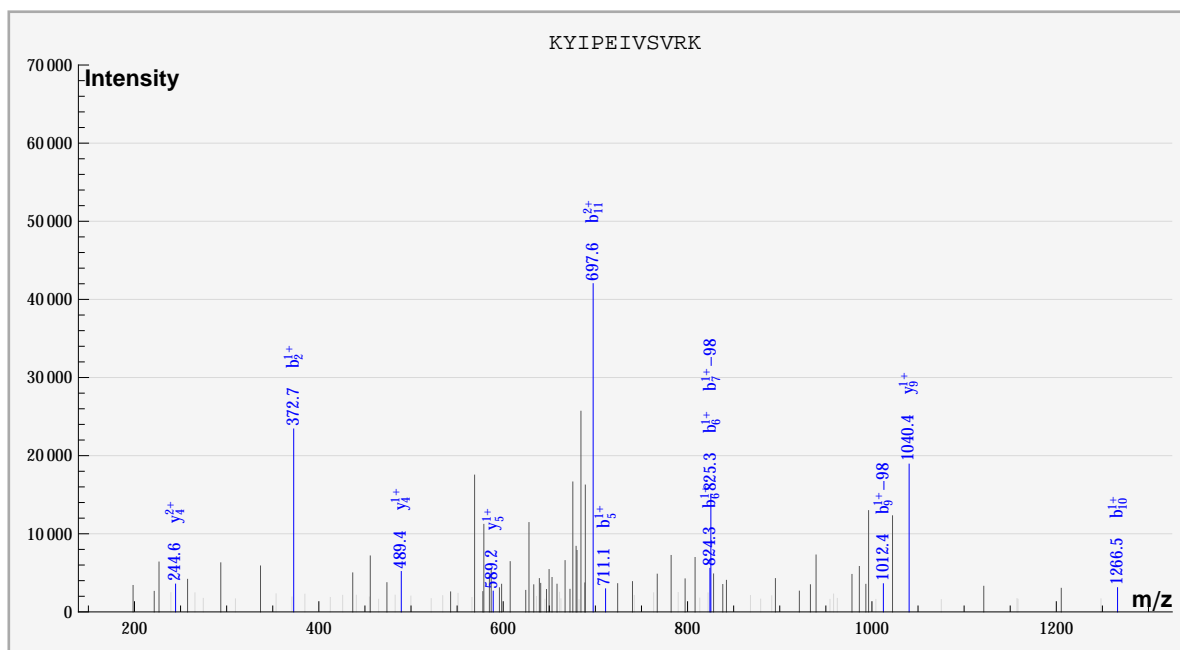
dbValid true TKNILNFEIK PHOS(1) 2. 707. -0.118933 5.51935 100. ? 3666.
 S_Acido_new%gi|68567122|gb|AA80051.1| TKNILNFEIK%:PHOS:.....%sample_0%compd_2200



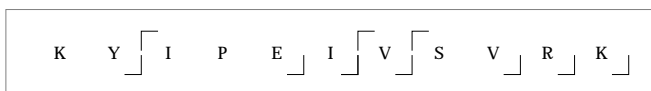
	#	b	b*	#	y	y*	P	P*
T	1							
K	2			10				
N	3		✓	9				
I	4	✓		8				
I	5	✓	✓	7	✓			
L	6	✓	✓	6	✓			
N	7	✓	✓	5	✓			
F	8			4				
E	9		✓	3				
I	10			2	✓			
K	11	✓		1				

T K N I I L N F E I K

dbValid true KYIPEIVSVRK PHOS(1) 2. 708. -1.61094 5.0703 100. ? 1710.
 S_Acido_new%gi|68567723|gb|AA80652.1| KYIPEIVSVRK%::PHOS%:::sample_0%compd_420

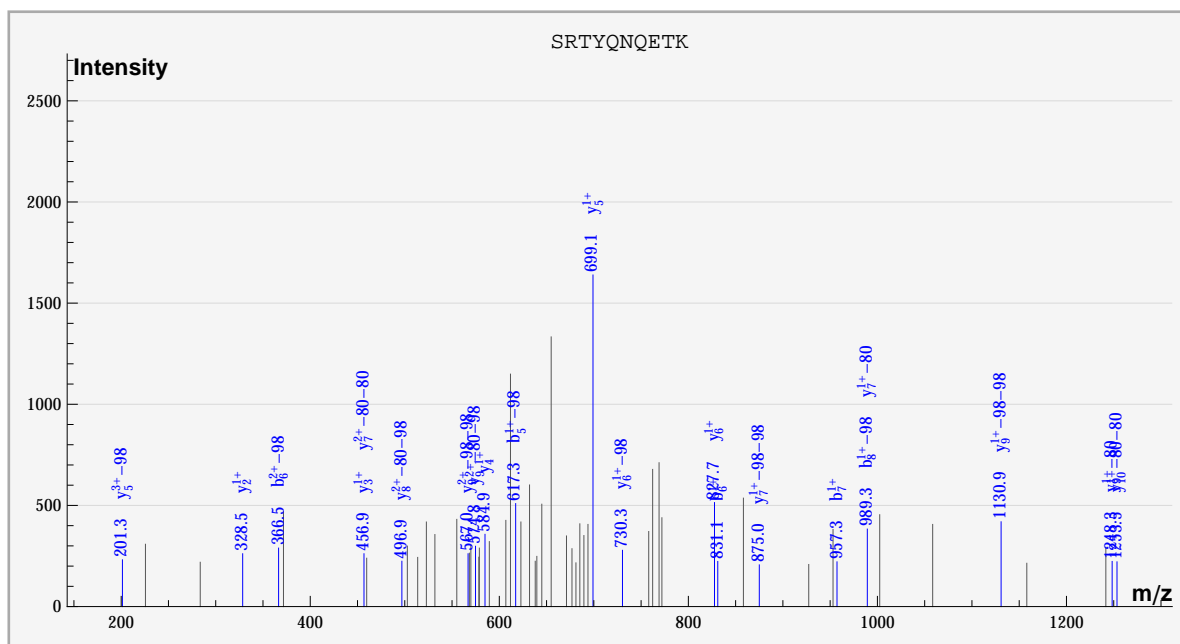


	#	b	b*	#	y	y*	P	P*
K	1							
Y	2	✓		10				
I	3			9	✓			
P	4			8				
E	5	✓		7				
I	6	✓		6				
V	7		✓	5	✓			
S	8			4	✓			
V	9		✓	3				
R	10	✓		2				
K	11	✓		1				

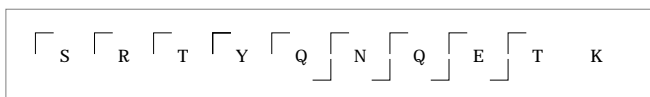


dbValid true SRTYQNQETK PHOS(2) 2. 709. -1.2264 5.25286 100. ? 1638.

S_Acido_new%gil68567068|gb|AAY79997.1| SRTYQNQETK%::::PHOS::::PHOS::%sample_0%compd_356

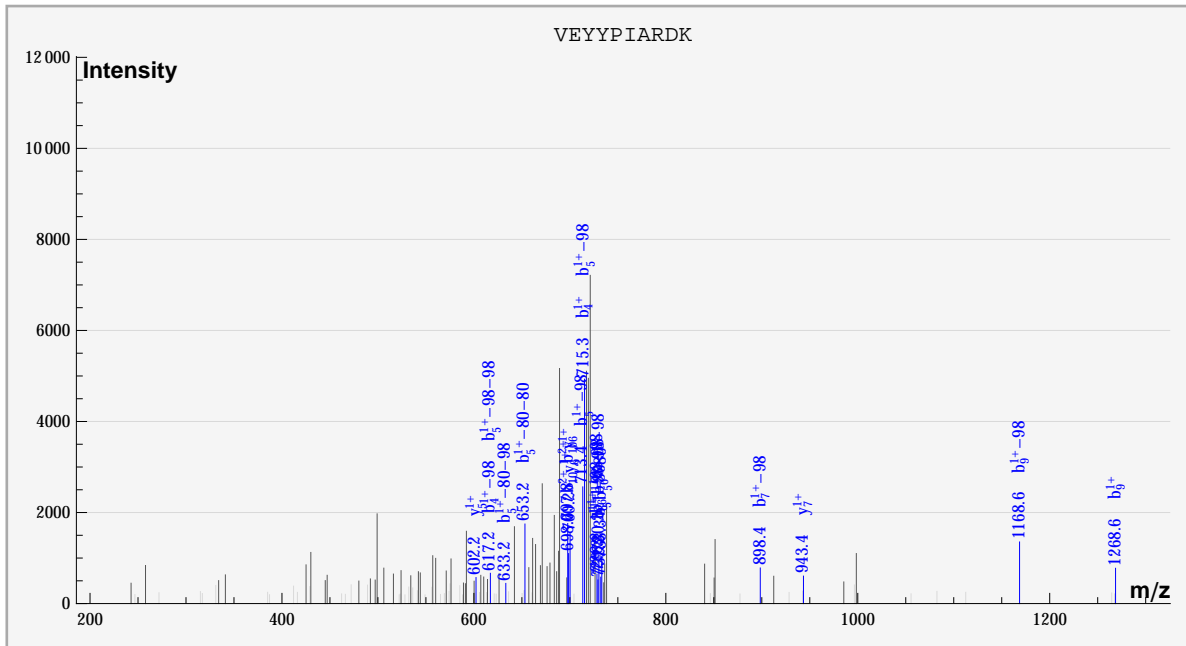


	#	b	b*	#	y	y*	P	P*
S	1							✓
R	2			9				✓
T	3			8				✓
Y	4			7				✓
Q	5		✓	6		✓	✓	
N	6	✓	✓	5		✓	✓	
Q	7	✓		4		✓		
E	8		✓	3		✓		
T	9			2		✓		
K	10			1				

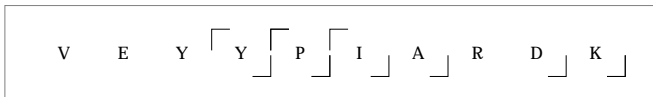


dbValid true VEYPIARDK PHOS(2) 2. 709. -1.70383 5.02779 100. ? 2550.

S_Acido_new%gi|68568429|gb|AAY81358.1| VEYPIARDK%::PHOS:PHOS:::sample_3%cmpd_1123

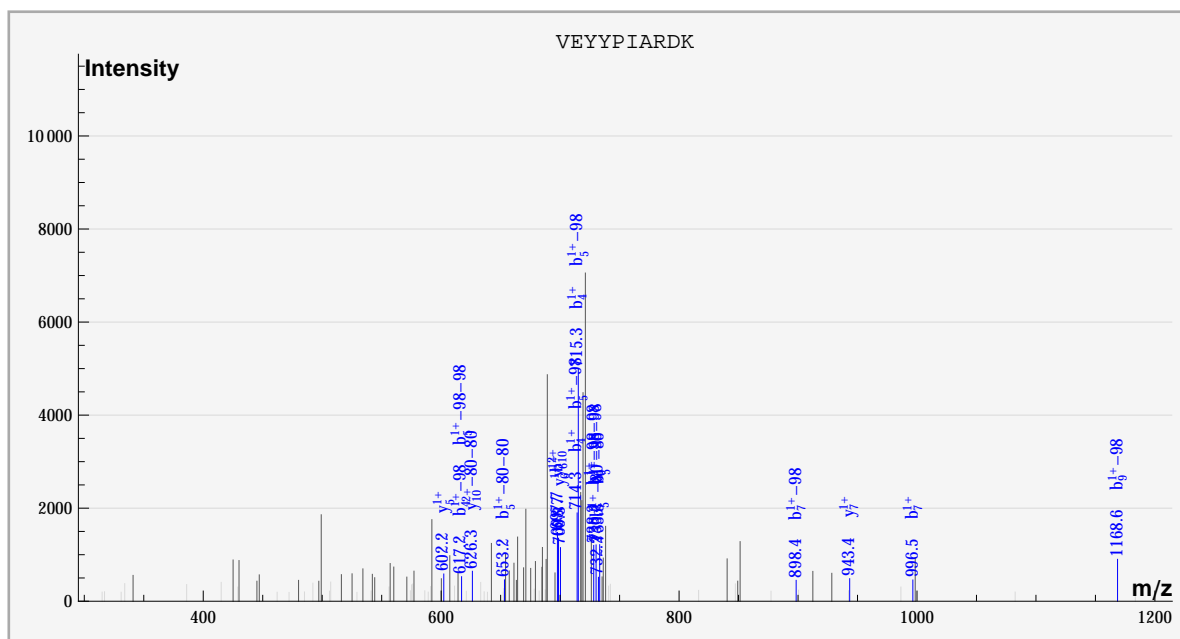


	#	b	b*	#	y	y*	P	P*
V	1							
E	2			9				
Y	3			8				
Y	4	✓	✓	7	✓			
P	5		✓	6	✓			
I	6		✓	5	✓			
A	7		✓	4				
R	8			3				
D	9	✓	✓	2				
K	10	✓		1				

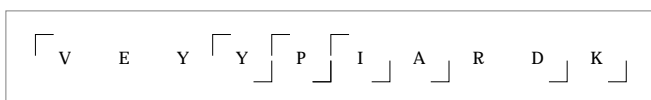


dbValid true VEYPIARDK PHOS(2) 2. 709. -1.70383 4.96562 100. ? 2598.

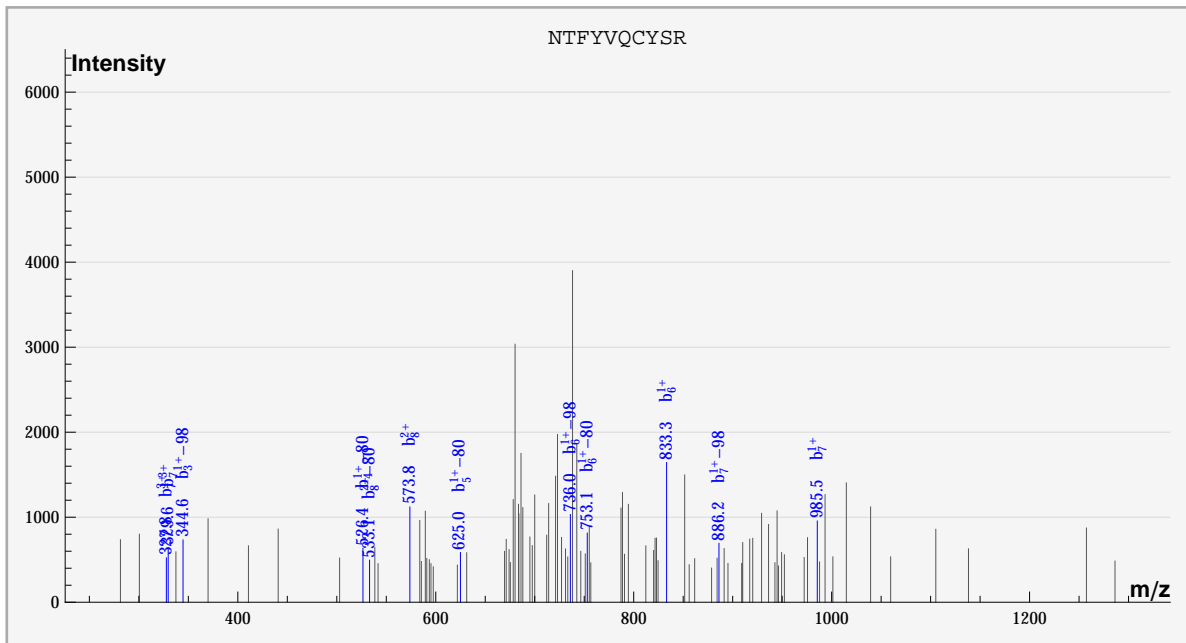
S_Acido_new%gi68568429|gb|AAY81358.1| VEYPIARDK%::PHOS:PHOS:::sample_3%compd_1164



	#	b	b*	#	y	y*	P	P*
V	1							✓
E	2			9				
Y	3			8				
Y	4	✓	✓	7	✓			
P	5		✓	6	✓			
I	6		✓	5	✓			
A	7	✓	✓	4				
R	8			3				
D	9		✓	2				
K	10	✓		1				



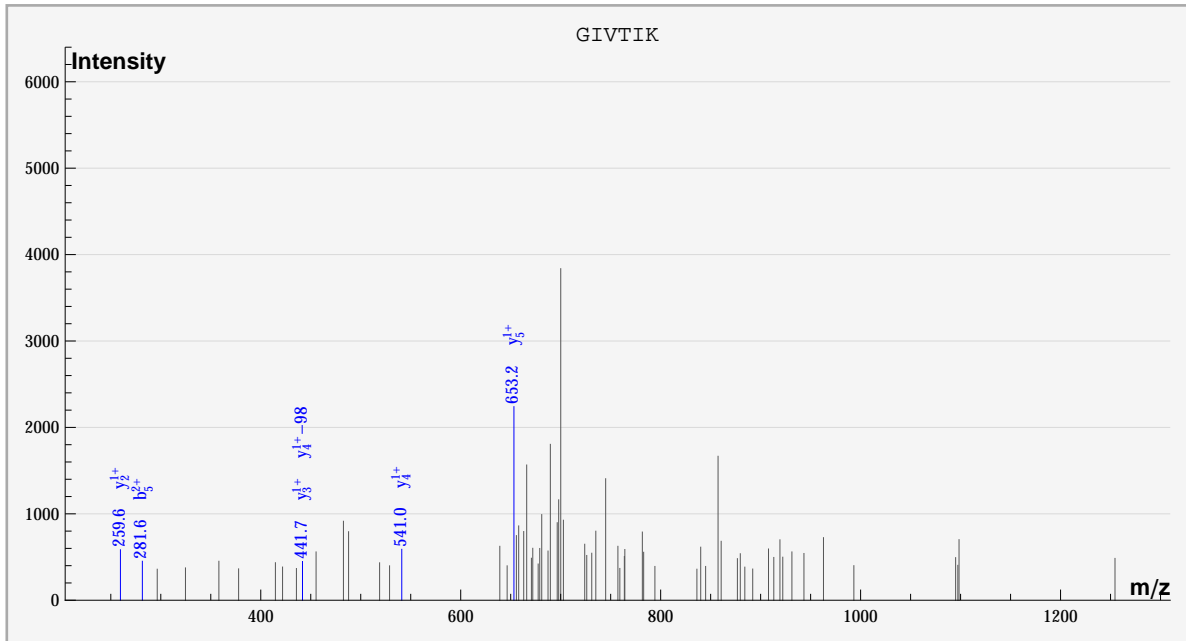
dbValid true NTFYVQCYSR Cys_CAM(1),PHOS(1) 2. 709. 0.283947 5.01114 100. ? 3726.
 S_Acido_new%gil68567336|gb|AAI80265.1| NTFYVQCYSR%::PHOS::::Cys_CAM::::%sample_0%compd_2258



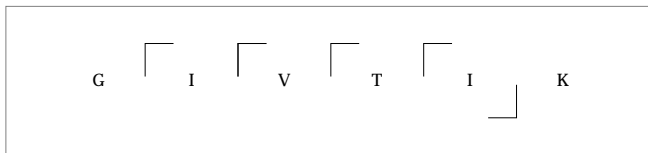
	#	b	b*	#	y	y*	P	P*
N	1							
T	2			9				
F	3	✓		8				
Y	4	✓		7				
V	5	✓		6				
Q	6	✓	✓	5				
C	7	✓	✓	4				
Y	8	✓	✓	3				
S	9			2				
R	10			1				

N T F Y V Q C Y S R

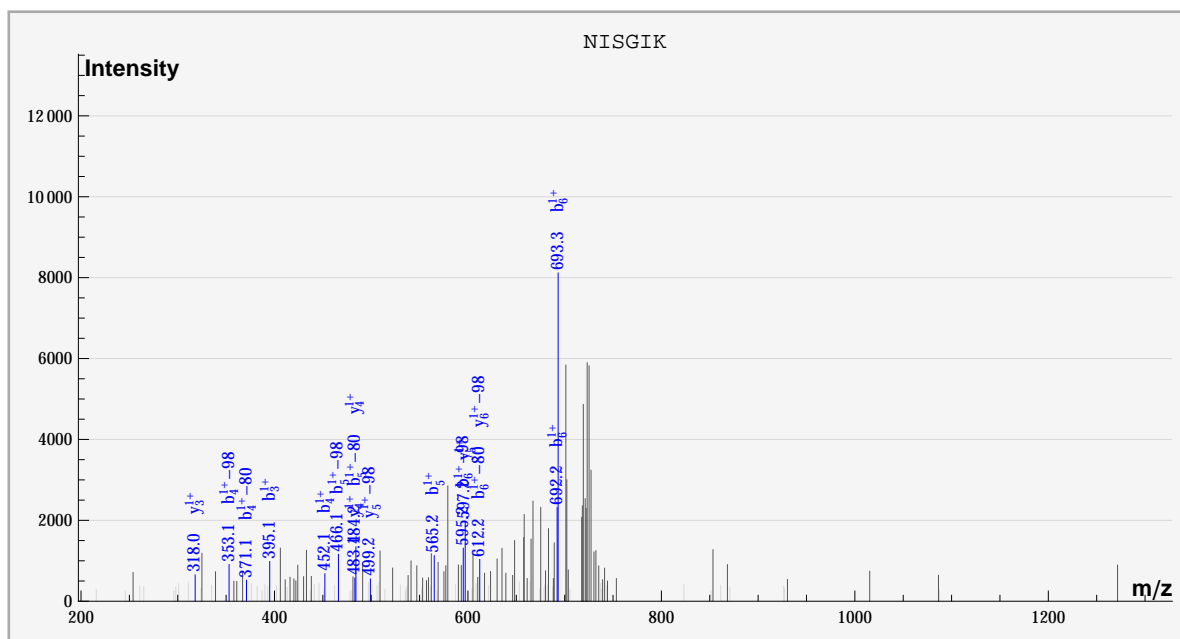
dbValid true GIVTIK PHOS(1) 1. 711. -0.615215 5.82301 100. ? 2502.
 S_Acido_new%gi|68566726|gb|AAY79655.1| GIVTIK%:::PHOS:::sample_3%compd_1144



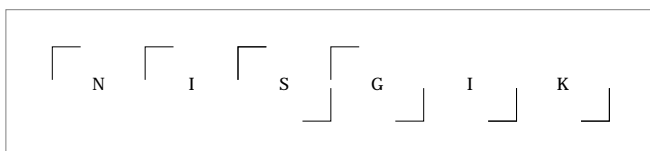
	#	b	b*	#	y	y*	P	P*
G	1							
I	2			5	✓			
V	3			4	✓	✓		
T	4			3	✓			
I	5	✓		2	✓			
K	6			1				



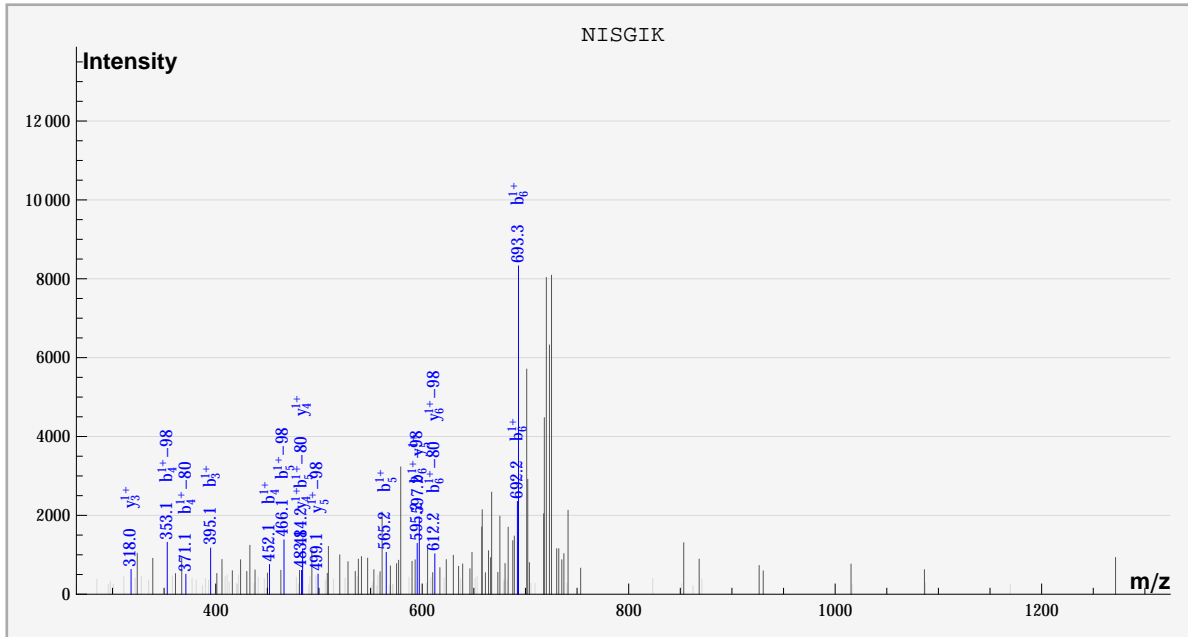
dbValid true NISGIK PHOS(1) 1. 713. -1.65635 5.54755 100. ? 2202.
 S_Acido_new%gi|68568427|gb|AAY81356.1| NISGIK%:::PHOS:::%sample_0%compd_833



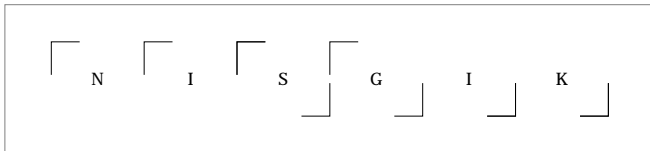
	#	b	b*	#	y	y*	P	P*
N	1							✓
I	2			5	✓	✓		
S	3	✓		4	✓			
G	4	✓	✓	3	✓			
I	5	✓	✓	2				
K	6	✓	✓	1				



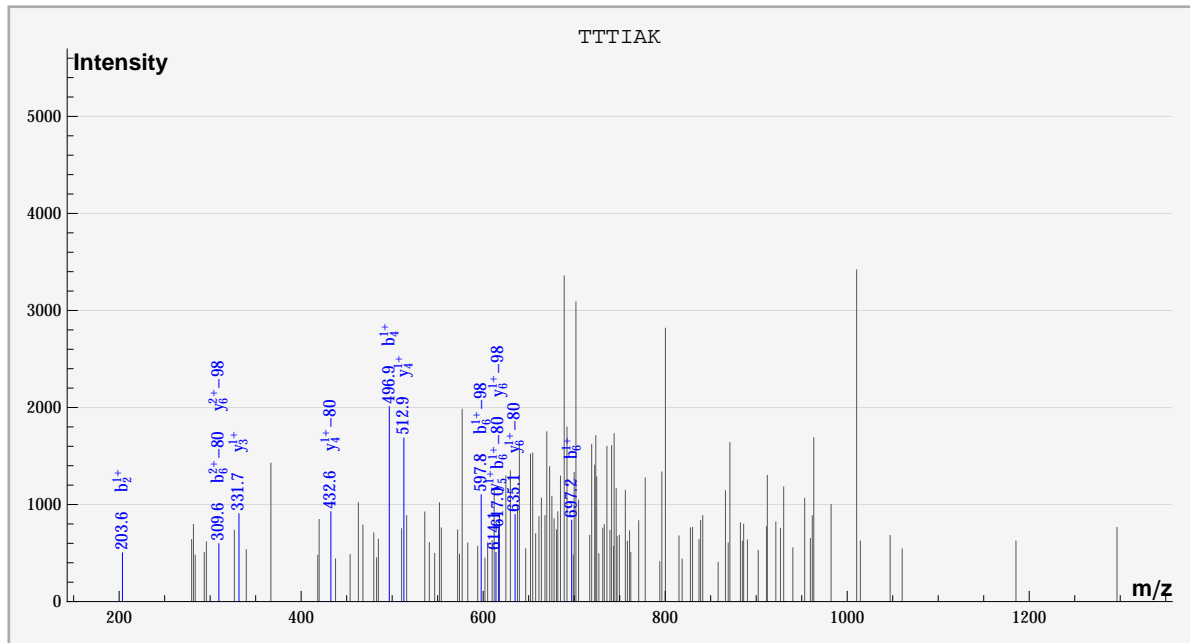
dbValid true NISGIK PHOS(1) 1. 713. -1.65635 5.8555 100. ? 2214.
 S_Acido_new%gi|68568427|gb|AAY81356.1| NISGIK%:::PHOS:::%sample_0%cmpd_844



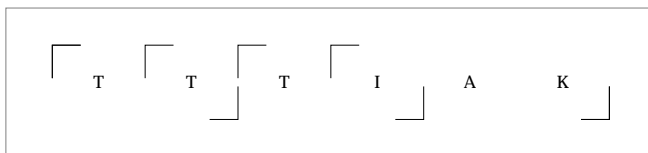
	#	b	b*	#	y	y*	P	P*
N	1							✓
I	2			5	✓	✓		
S	3	✓		4	✓			
G	4	✓	✓	3	✓			
I	5	✓	✓	2				
K	6	✓	✓	1				



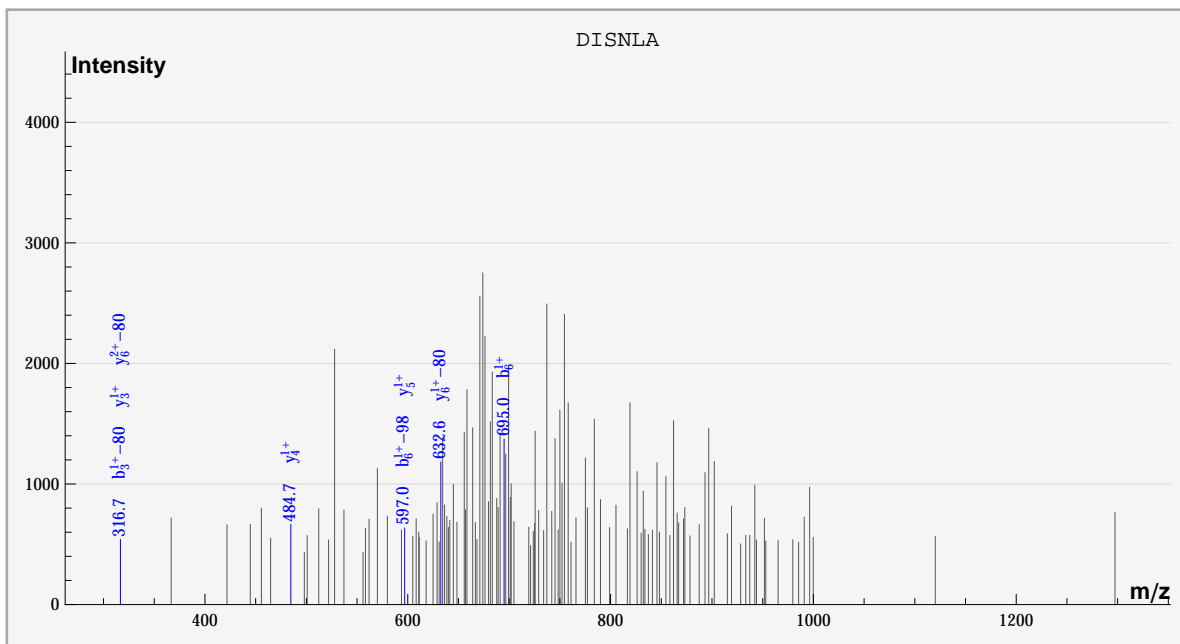
dbValid true TTTIAK PHOS(1) 1. 713. 1.34333 5.11985 100. ? 2694.
 S_Acido_new%gi|68567854|gb|AAY80783.1| TTTIAK%:::PHOS:::%sample_3%compd_1323



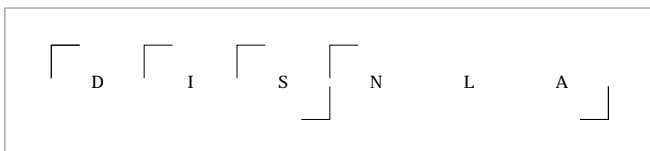
	#	b	b*	#	y	y*	P	P*
T	1							✓
T	2	✓		5	✓			
T	3			4	✓	✓		
I	4	✓		3	✓			
A	5			2				
K	6	✓	✓	1				



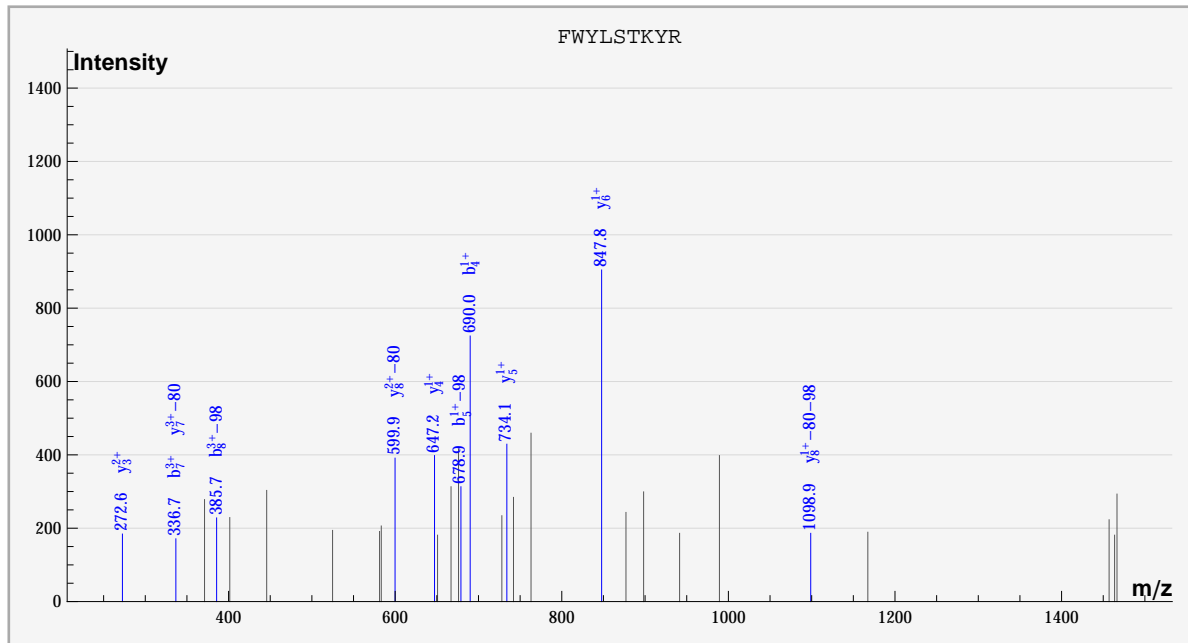
dbValid true DISNLA PHOS(1) 1. 713. -0.708715 5.31404 100. ? 3534.
 S_Acido_new%gi|68568442|gb|AAY81371.1| DISNLA%:::PHOS:::%sample_3%cmpd_2087



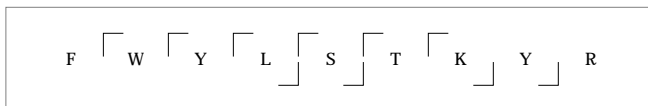
	#	b	b*	#	y	y*	P	P*
D	1							✓
I	2			5	✓			
S	3	✓		4	✓			
N	4			3	✓			
L	5			2				
A	6	✓	✓	1				



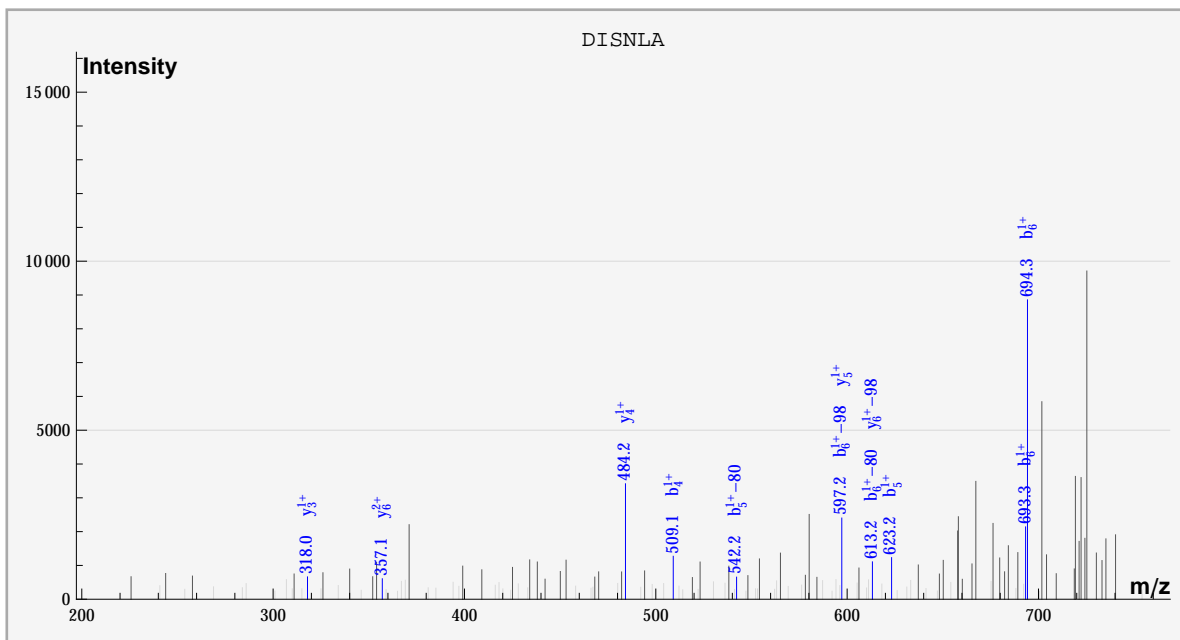
dbValid true FWYLSTKYR PHOS(2) 2. 713. -0.704023 5.01919 100. ? 4290.
 S_Acido_new%gi|68566644|gb|AA79573.1| FWYLSTKYR%:::PHOS:::PHOS::%sample_3%compd_2773



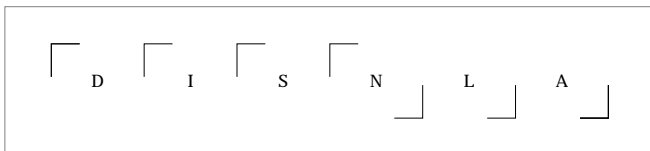
	#	b	b*	#	y	y*	P	P*
F	1							
W	2			8		✓		
Y	3			7		✓		
L	4	✓		6		✓		
S	5		✓	5		✓		
T	6			4		✓		
K	7	✓		3		✓		
Y	8		✓	2				
R	9			1				



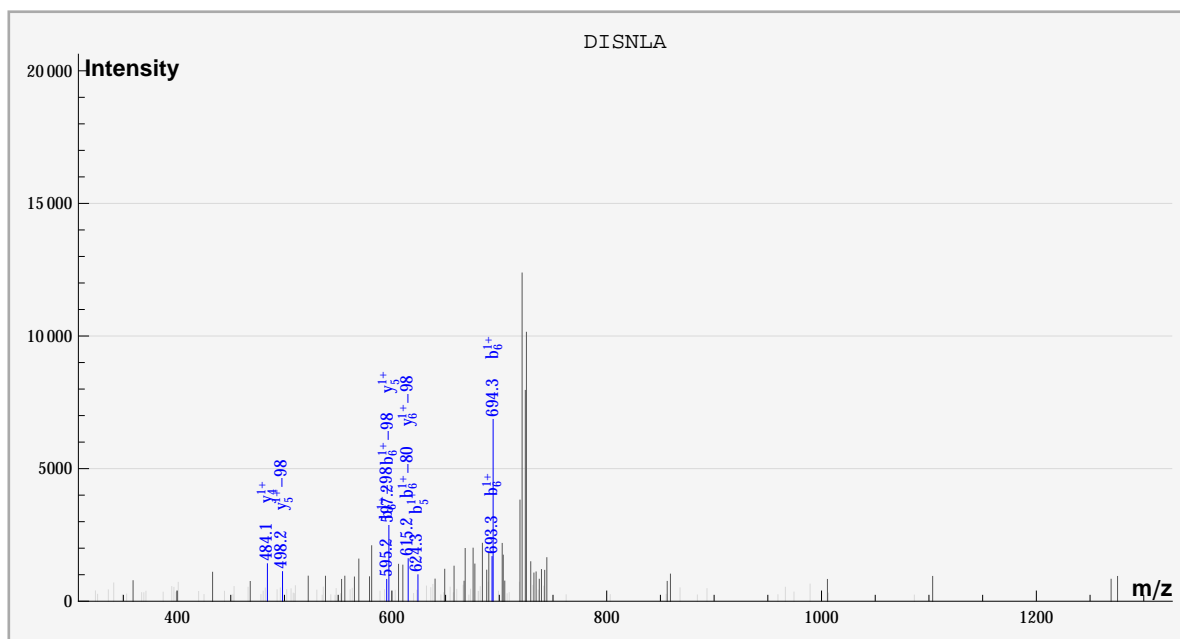
dbValid true DISNLA PHOS(1) 1. 714. -1.70872 5.23413 100. ? 2130.
 S_Acido_new%gi|68568442|gb|AAY81371.1| DISNLA%:::PHOS:::%sample_0%compd_771



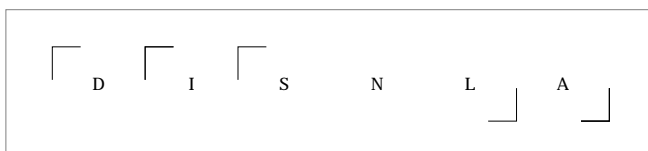
	#	b	b*	#	y	y*	P	P*
D	1						✓	✓
I	2			5	✓			
S	3			4	✓			
N	4	✓		3	✓			
L	5	✓	✓	2				
A	6	✓	✓	1				



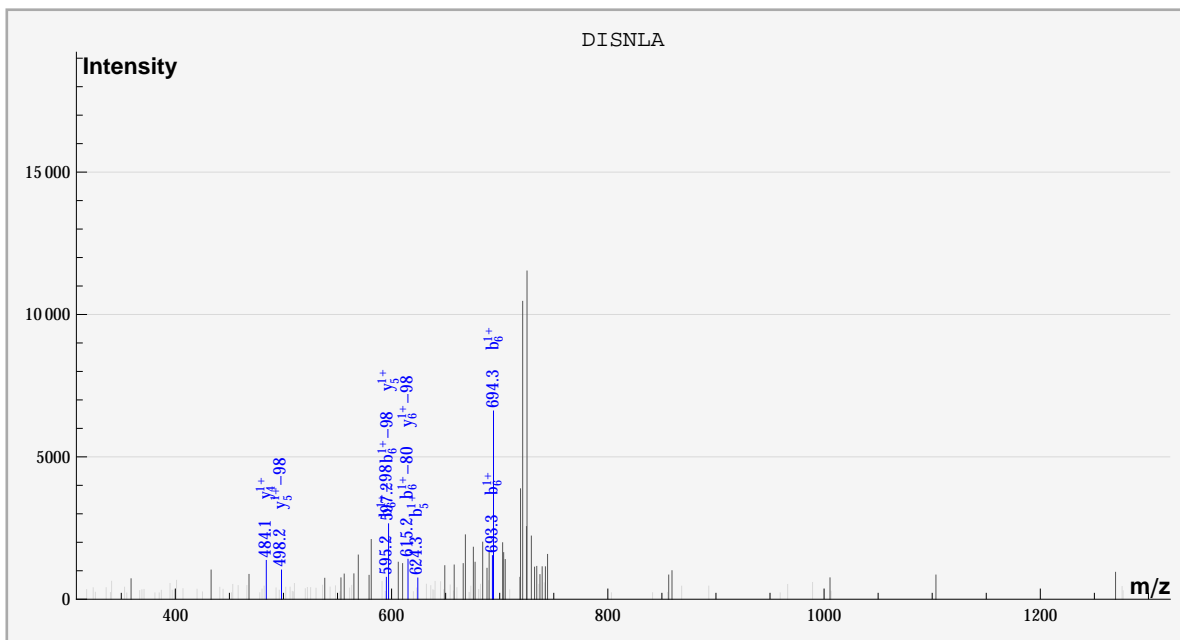
dbValid true DISNLA PHOS(1) 1. 714. -1.70872 5.29657 100. ? 2580.
 S_Acido_new%gi|68568442|gb|AAY81371.1| DISNLA%:::PHOS:::%sample_0%cmpd_1164



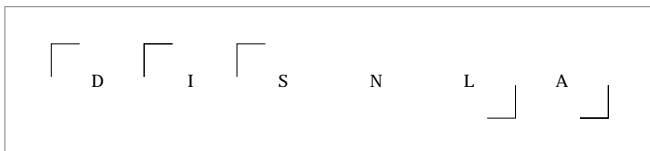
	#	b	b*	#	y	y*	P	P*
D	1							✓
I	2			5	✓	✓		
S	3			4	✓			
N	4			3				
L	5	✓		2				
A	6	✓	✓	1				



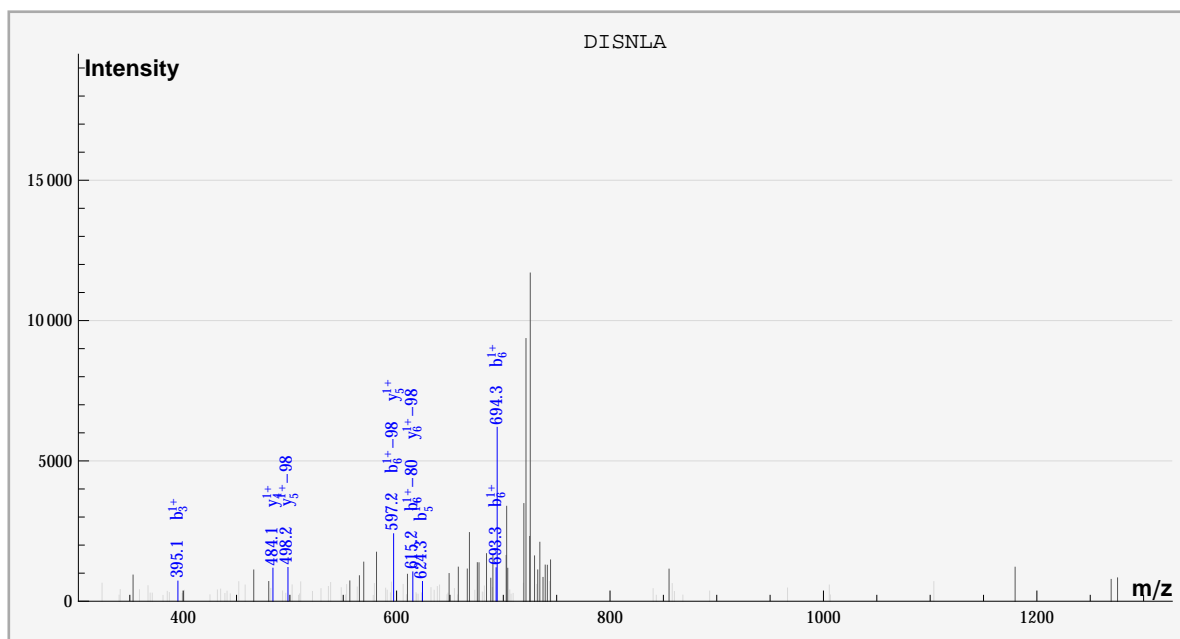
dbValid true DISNLA PHOS(1) 1. 714. -1.70872 5.66695 100. ? 2592.
 S_Acido_new%gi|68568442|gb|AAY81371.1| DISNLA%:::PHOS:::%sample_0%cmpd_1174



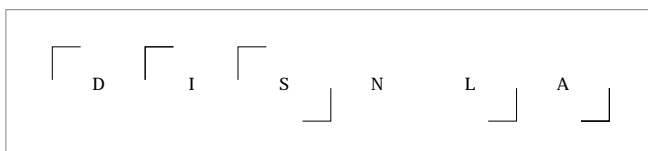
	#	b	b*	#	y	y*	P	P*
D	1							✓
I	2			5	✓	✓		
S	3			4	✓			
N	4			3				
L	5	✓		2				
A	6	✓	✓	1				



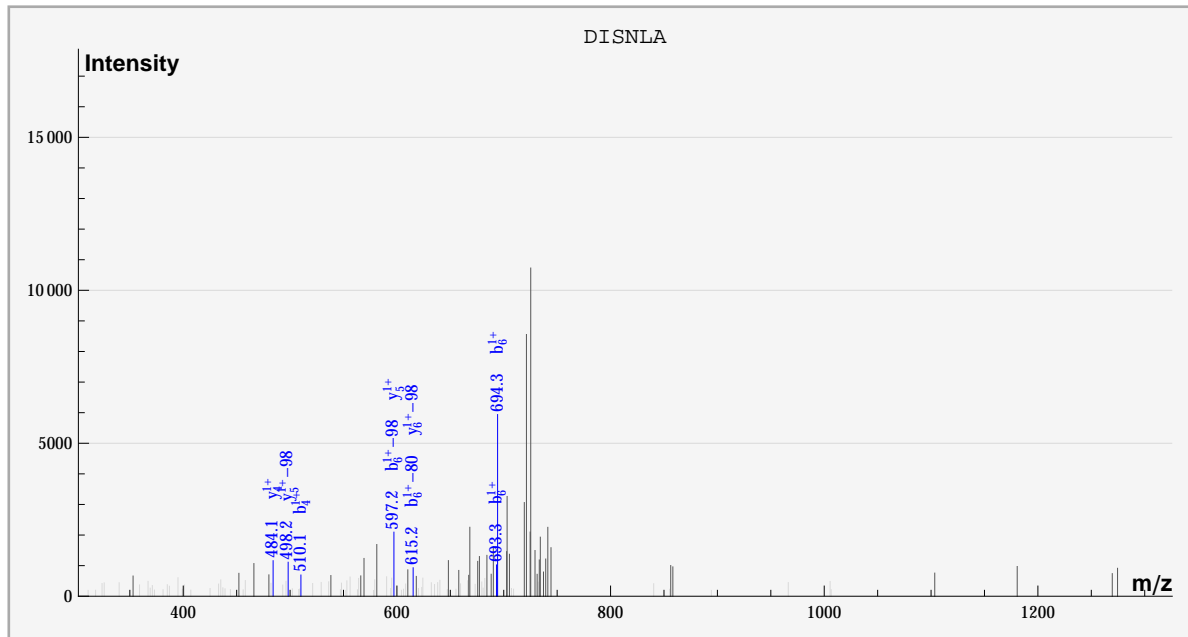
dbValid true DISNLA PHOS(1) 1. 714. -1.70872 5.07939 100. ? 2628.
 S_Acido_new%gi|68568442|gb|AAY81371.1| DISNLA%:::PHOS:::%sample_0%cmpd_1205



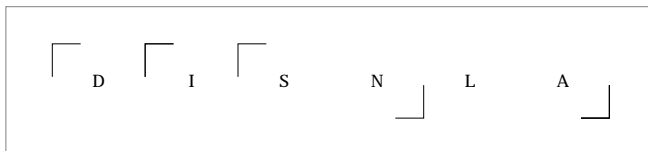
	#	b	b*	#	y	y*	P	P*
D	1							✓
I	2			5	✓	✓		
S	3	✓		4	✓			
N	4			3				
L	5	✓		2				
A	6	✓	✓	1				



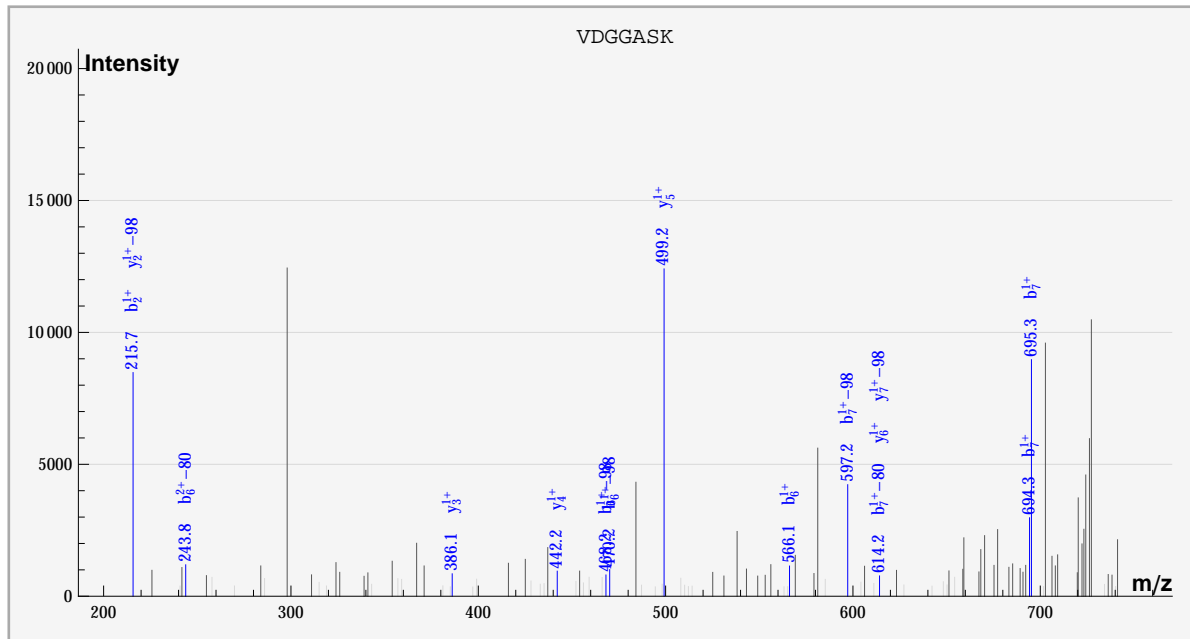
dbValid true DISNLA PHOS(1) 1. 714. -1.70872 5.09247 100. ? 2652.
 S_Acido_new%gi|68568442|gb|AAY81371.1| DISNLA%:::PHOS:::%sample_0%cmpd_1225



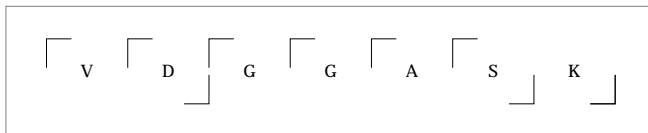
	#	b	b*	#	y	y*	P	P*
D	1							✓
I	2			5	✓	✓		
S	3			4	✓			
N	4	✓		3				
L	5			2				
A	6	✓	✓	1				



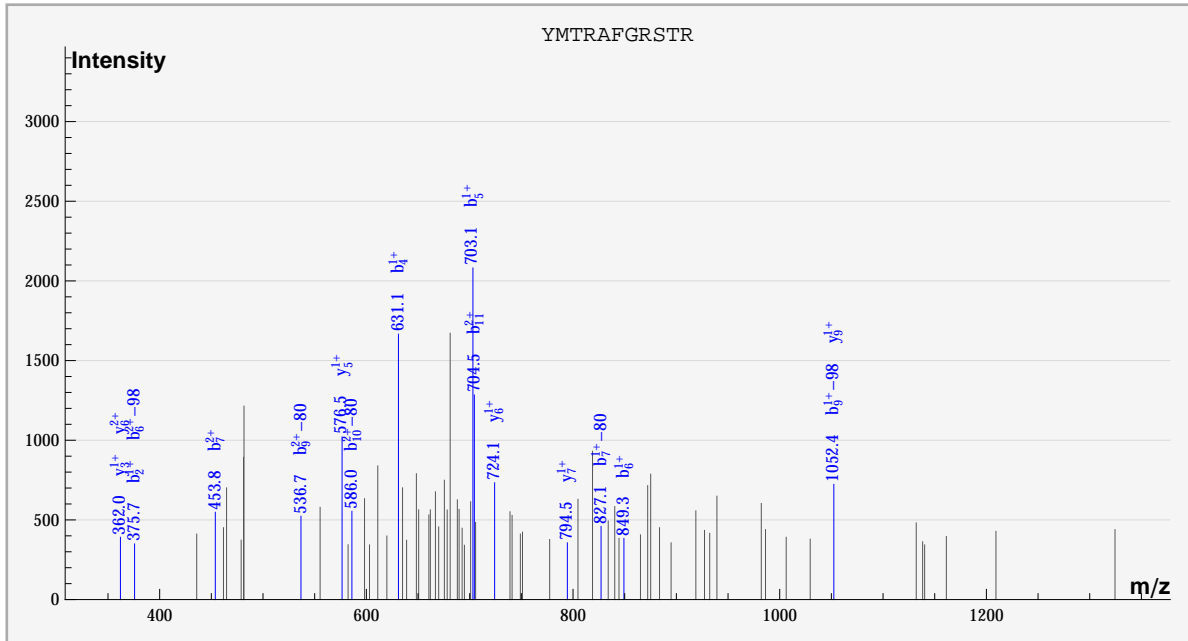
dbValid true VDDGASK PHOS(1) 1. 715. -1.71348 5.09513 100. ? 2190.
 S_Acido_new%gi|68568400|gb|AAY81329.1| VDDGASK%:::::PHOS::%sample_0%compd_825



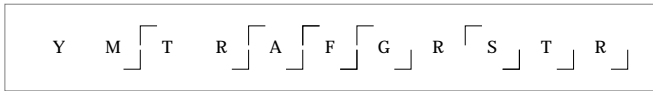
	#	b	b*	#	y	y*	P	P*
V	1							✓
D	2	✓		6	✓			
G	3			5	✓			
G	4			4	✓			
A	5			3	✓			
S	6	✓	✓	2		✓		
K	7	✓	✓	1				



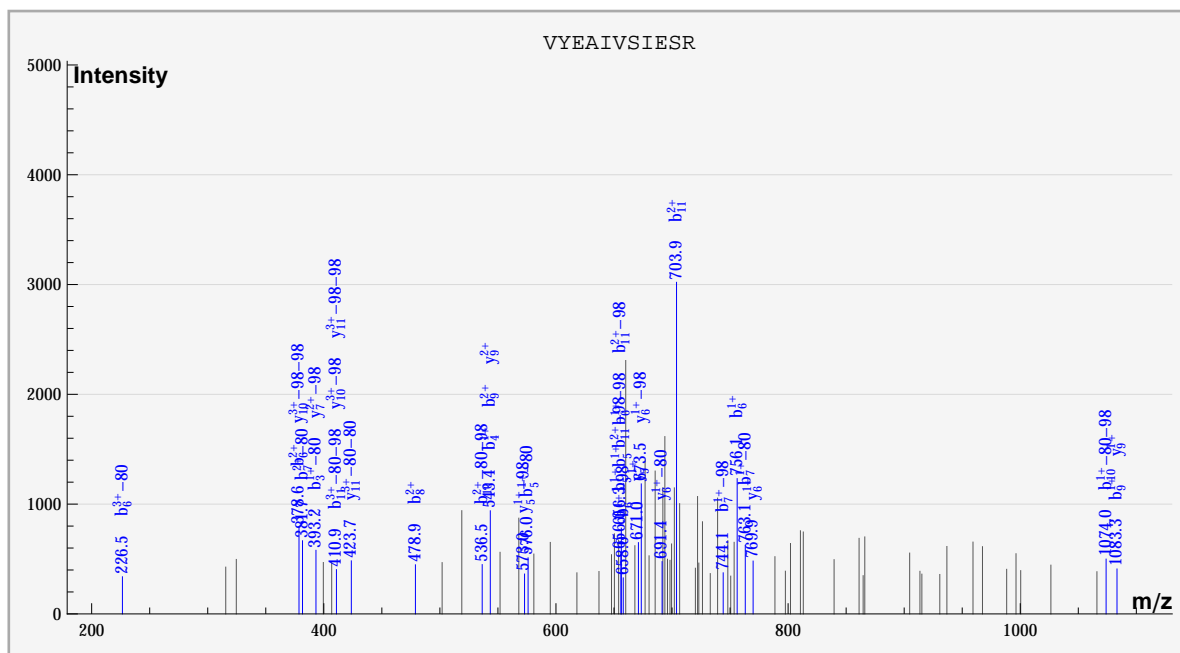
dbValid true YMTRAFGRSTR PHOS(1) 2. 715. -1.67352 5.05793 100. ? 2214.
 S_Acido_new%gi|68567055|gb|AA79984.1| YMTRAFGRSTR%:PHOS:.....:sample_3%compd_882



	#	b	b*	#	y	y*	P	P*
Y	1							
M	2	✓		10				
T	3			9	✓			
R	4	✓		8				
A	5	✓		7	✓			
F	6	✓	✓	6	✓			
G	7	✓	✓	5	✓			
R	8			4				
S	9		✓	3	✓			
T	10		✓	2				
R	11	✓		1				



dbValid true VYEAIVSIESR PHOS(2) 2. 715. -1.69327 5.94136 100. ? 2262.
 S_Acido_new%gi|68568539|gb|AAy81468.1| VYEAIVSIESR%::PHOS:::PHOS::%sample_3%compd_926

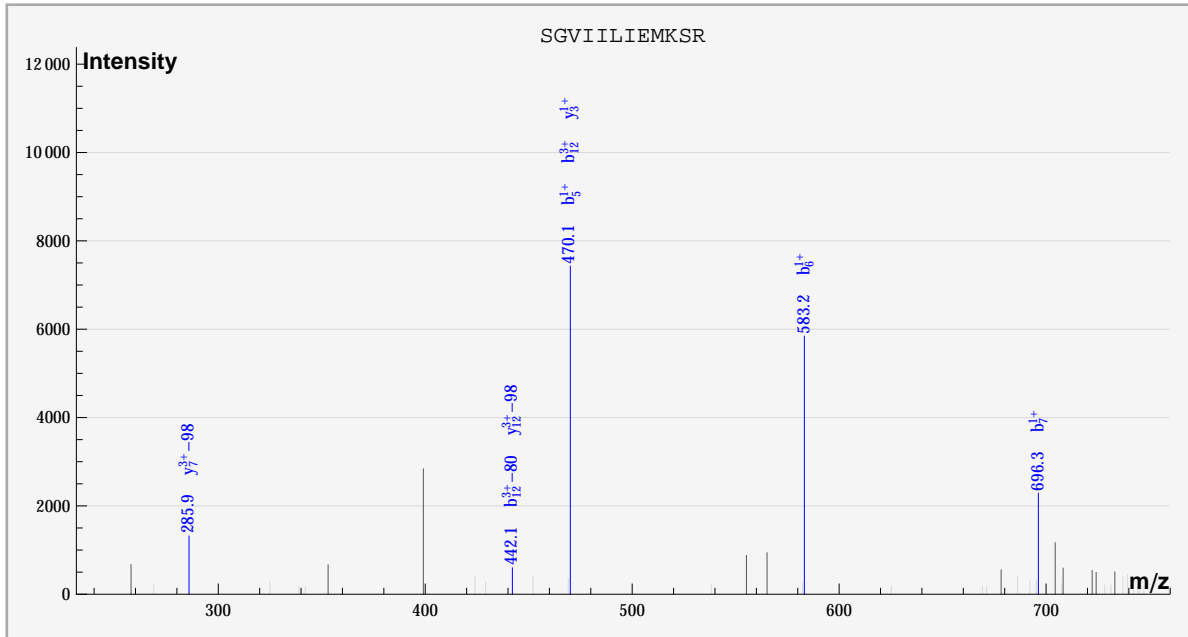


	#	b	b*	#	y	y*	P	P*
V	1							✓
Y	2			10		✓		
E	3		✓	9		✓		
A	4	✓		8				
I	5	✓	✓	7		✓		
V	6	✓	✓	6		✓	✓	
S	7	✓		5		✓	✓	
I	8	✓		4				
E	9	✓		3				
S	10		✓	2				
R	11	✓	✓	1				

V Y E A I V S I E S R

dbValid true SGVILLIEMKSR PHOS(1) 2. 715. -1.61962 5.41317 100. ? 4002.

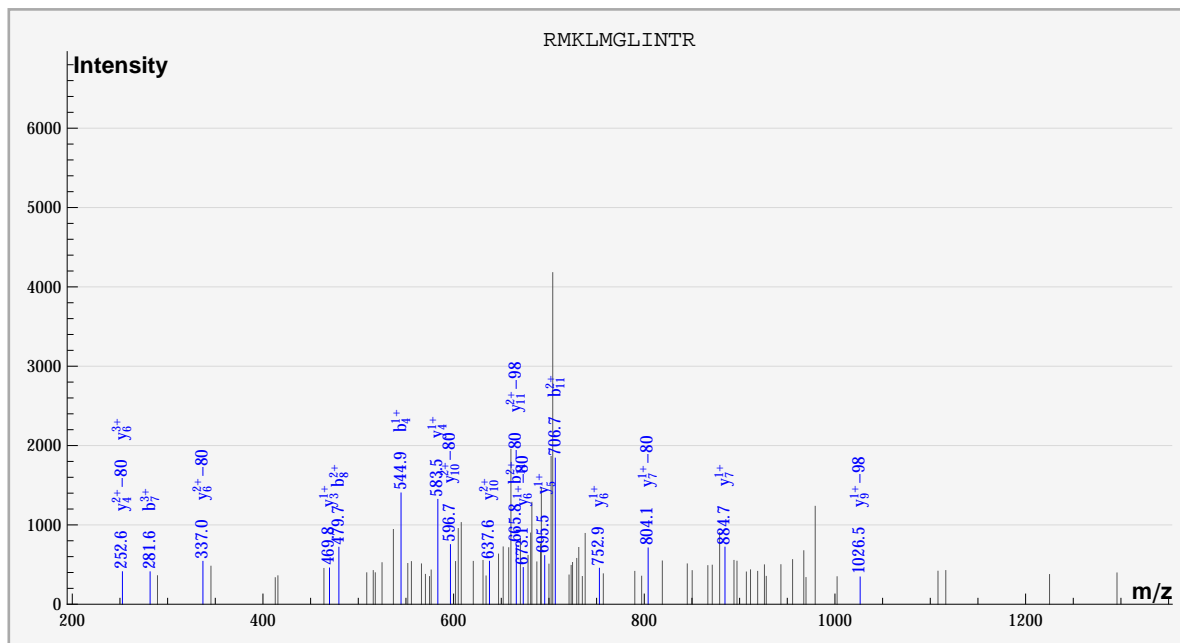
S_Acido_new%gi|68567942|gb|AA80871.1| SGVILLIEMKSR%.....PHOS::%sample_0%cmpd_2371



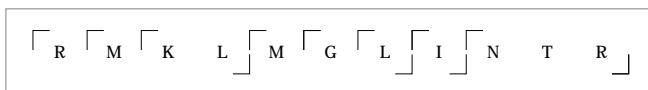
	#	b	b*	#	y	y*	P	P*
S	1							✓
G	2			11				
V	3			10				
I	4			9				
I	5	✓		8				
L	6	✓		7		✓		
I	7	✓		6				
E	8			5				
M	9			4				
K	10			3		✓		
S	11			2				
R	12	✓	✓	1				

「 S G V I I 」 「 L 」 「 I 」 E M 「 K S R 」

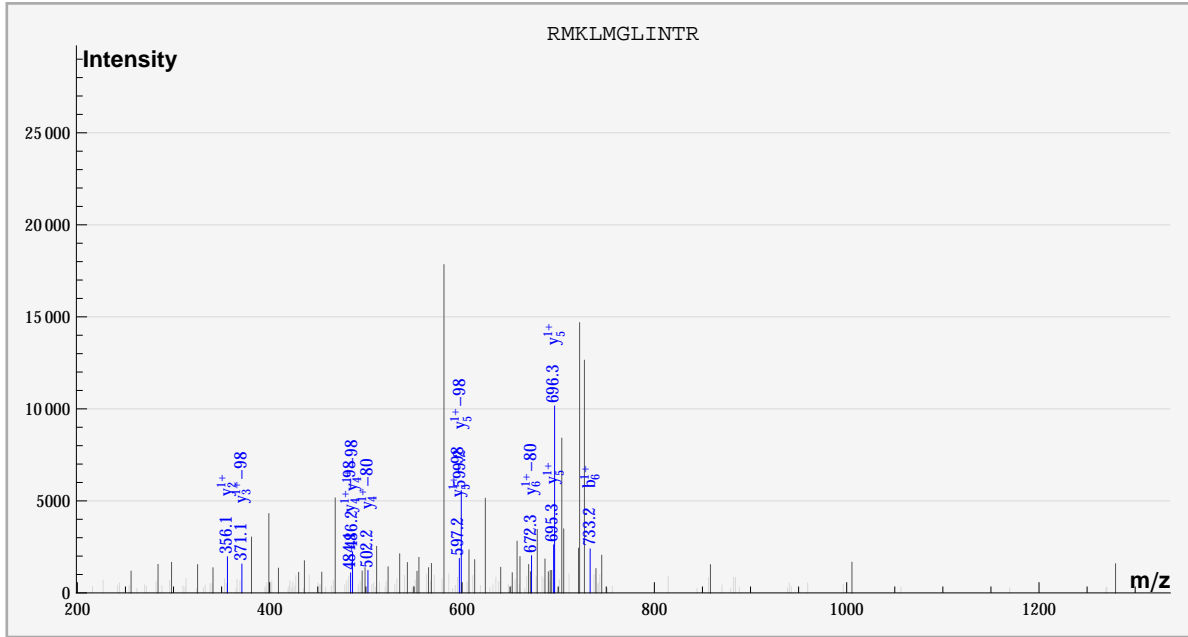
dbValid true RMKLMGLINTR Oxidation_M(1),PHOS(1) 2. 716. -1.13563 5.04113 100. ? 2106.
 S_Acido_new%gil68567337|gb|AAy80266.1| RMKLMGLINTR:::Oxidation_M:::PHOS:::sample_3%compd_784



	#	b	b*	#	y	y*	P	P*
R	1							✓
M	2			10	✓	✓		
K	3			9		✓		
L	4	✓		8				
M	5			7	✓	✓		
G	6			6	✓	✓		
L	7	✓		5	✓			
I	8	✓		4	✓	✓		
N	9			3	✓			
T	10			2				
R	11	✓	✓	1				



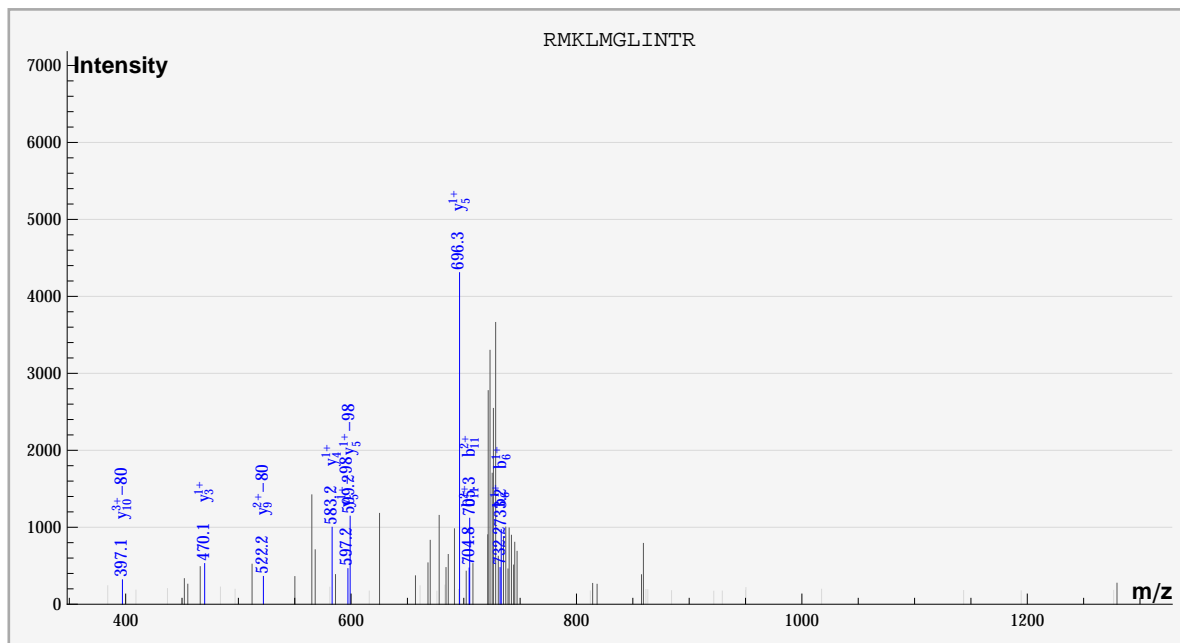
dbValid true RMKLMGLINTR Oxidation_M(1),PHOS(1) 2. 716. -1.13563 5.10727 100. ? 2532.
 S_Acido_new%gil68567337|gb|AAy80266.1| RMKLMGLINTR%:::::Oxidation_M:::::PHOS::%sample_0%compd_1125



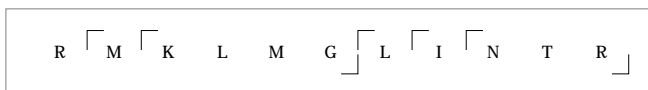
	#	b	b*	#	y	y*	P	P*
R	1							
M	2			10				
K	3			9				
L	4			8				
M	5			7				
G	6	✓		6		✓		
L	7			5	✓	✓		
I	8			4		✓		
N	9			3		✓		
T	10			2	✓			
R	11			1				

R M K L M G L I N T R

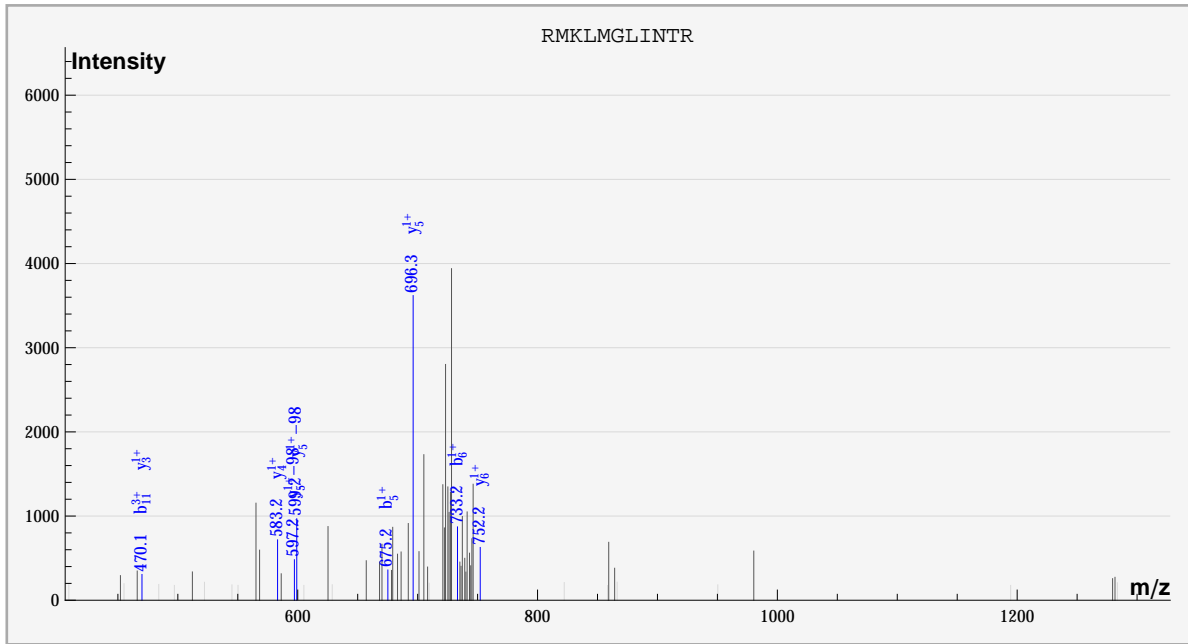
dbValid true RMKLMGLINTR Oxidation_M(1),PHOS(1) 2. 716. -1.13563 5.36872 100. ? 3198.
 S_Acido_new%gil68567337|gb|AAy80266.1| RMKLMGLINTR%:::Oxidation_M:::::PHOS::%sample_0%cmpd_1693



	#	b	b*	#	y	y*	P	P*
R	1							
M	2			10		✓		
K	3			9		✓		
L	4			8				
M	5			7				
G	6	✓		6				
L	7			5	✓	✓		
I	8			4	✓			
N	9			3	✓			
T	10			2				
R	11	✓		1				



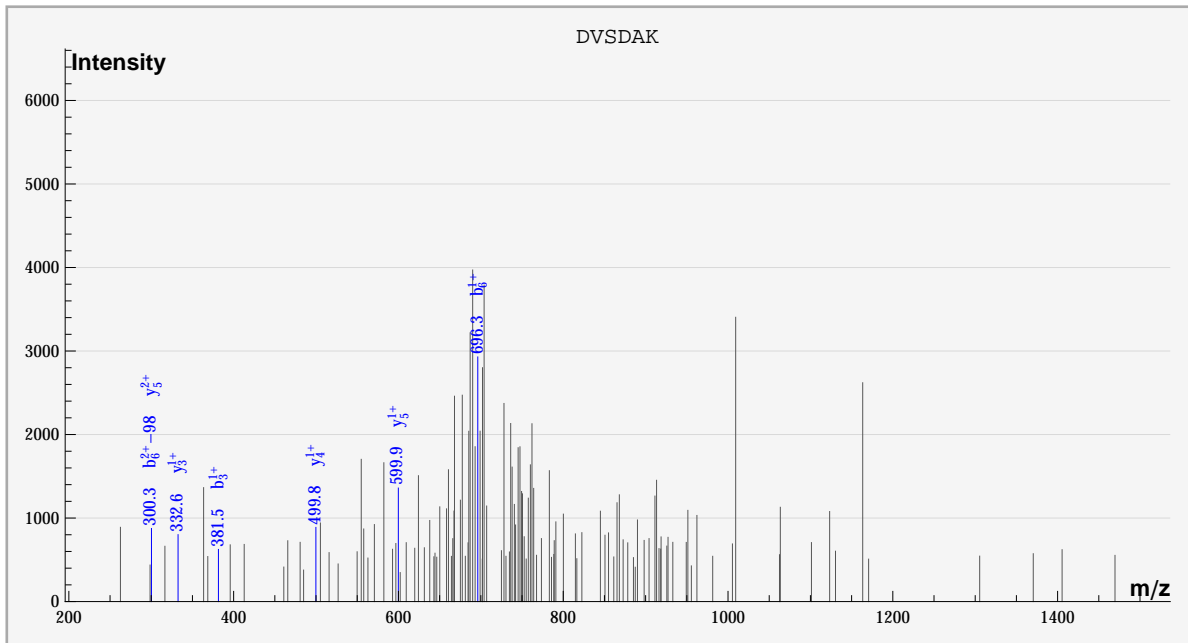
dbValid true RMKLMGLINTR Oxidation_M(1),PHOS(1) 2. 716. -1.13563 5.68695 100. ? 3288.
 S_Acido_new%gil68567337|gb|AAY80266.1| RMKLMGLINTR%:::Oxidation_M:::::PHOS::%sample_0%cmpd_1767



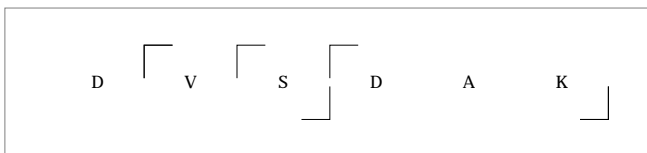
	#	b	b*	#	y	y*	P	P*
R	1							
M	2			10				
K	3			9				
L	4			8				
M	5	✓		7				
G	6	✓		6	✓			
L	7			5	✓	✓		
I	8			4	✓			
N	9			3	✓			
T	10			2				
R	11	✓		1				

R M K L M G L I N T R

dbValid true DVSDAK PHOS(1) 1. 716. -1.72946 5.44583 100. ? 3486.
 S_Acido_new%gi|68567940|gb|AAY80869.1| DVSDAK%:::PHOS:::%sample_3%compd_2045

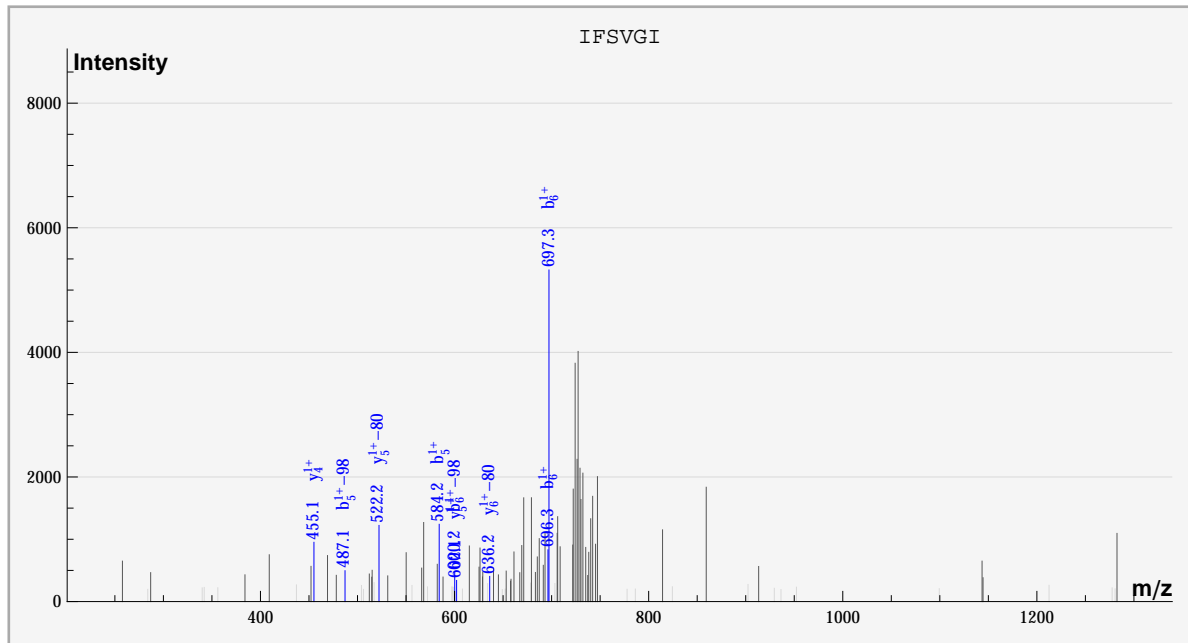


	#	b	b*	#	y	y*	P	P*
D	1							
V	2			5		✓		
S	3	✓		4		✓		
D	4			3		✓		
A	5			2				
K	6	✓	✓	1				

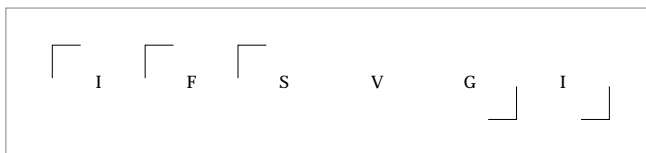


dbValid true IFSVGI PHOS(1) 1. 717. -1.65742 5.28445 100. ? 3090.

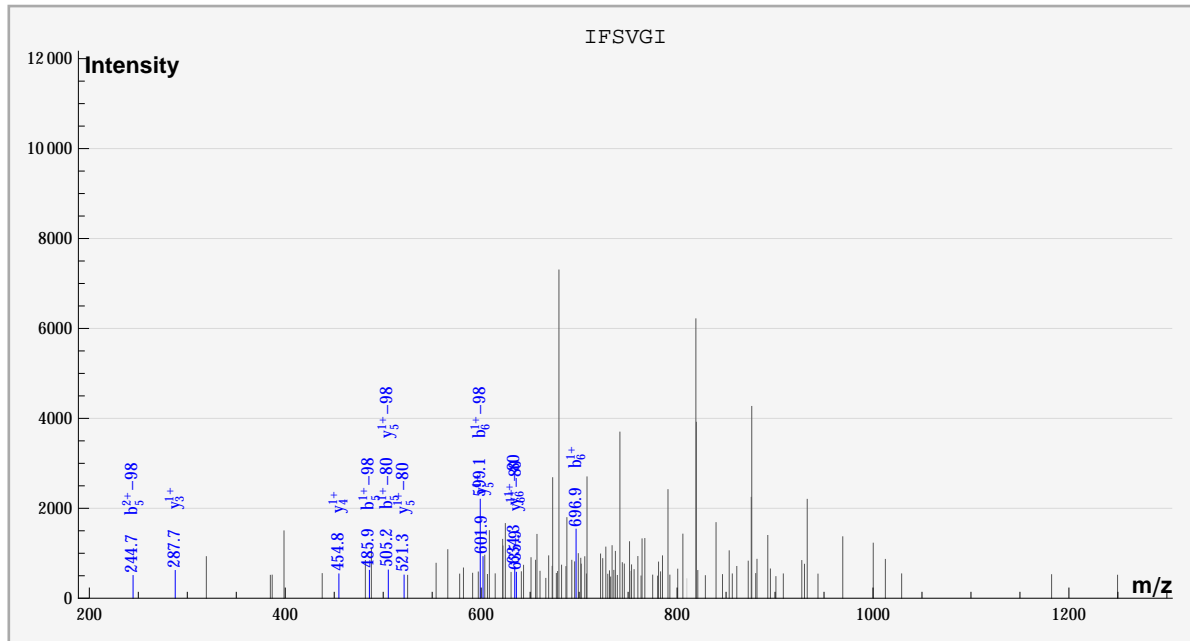
S_Acido_new%gi|68567569|gb|AAY80498.1| IFSVGI%:::PHOS:::%sample_0%compd_1600



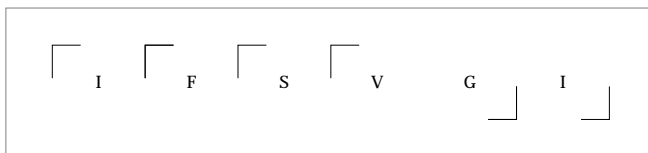
	#	b	b*	#	y	y*	P	P*
I	1							✓
F	2			5	✓	✓		
S	3			4	✓			
V	4			3				
G	5	✓	✓	2				
I	6	✓	✓	1				



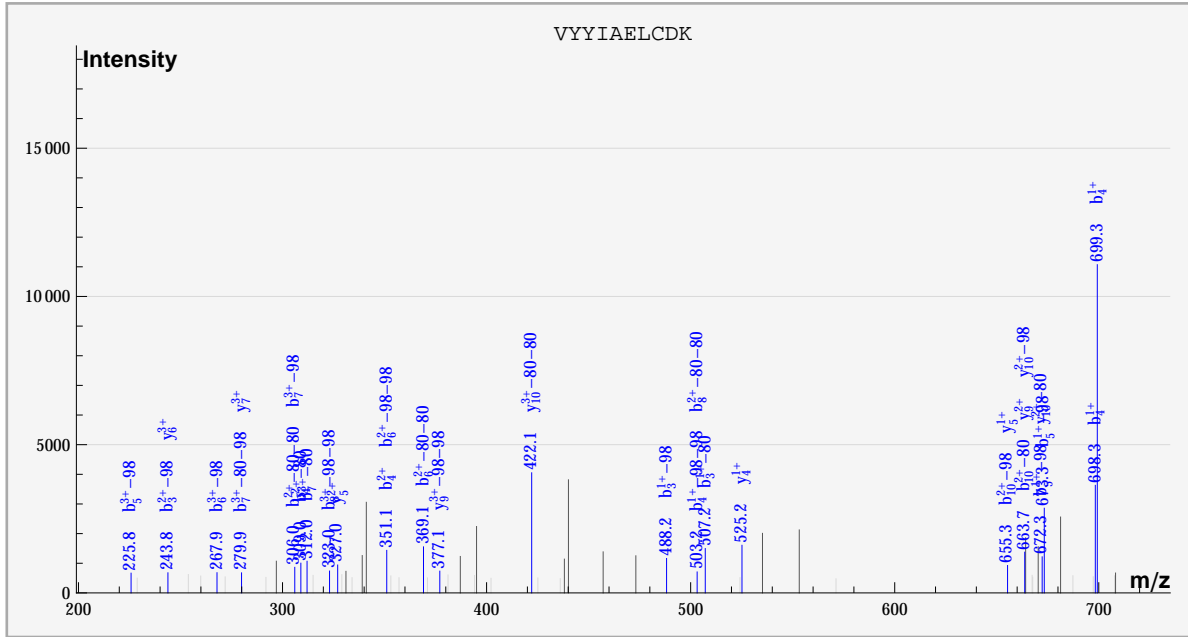
dbValid true IFSVGI PHOS(1) 1. 717. -1.65742 5.17123 100. ? 3756.
 S_Acido_new%gi|68567569|gb|AAY80498.1| IFSVGI%:::PHOS:::%sample_3%compd_2290



	#	b	b*	#	y	y*	P	P*
I	1							✓
F	2			5	✓	✓		
S	3			4	✓			
V	4			3	✓			
G	5		✓	2				
I	6	✓	✓	1				



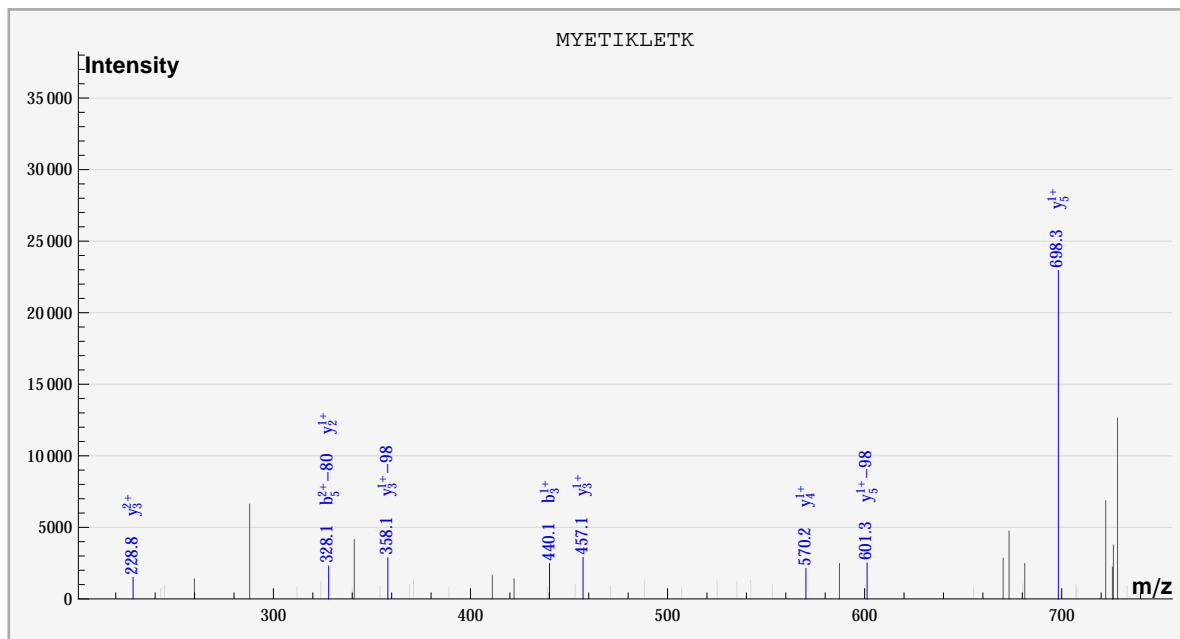
dbValid true VYYIAELCDK Cys_CAM(1),PHOS(2) 2. 718. -0.723413 5.0751 100. ? 1356.
 S_Acido_new%gil68568248|gb|AAy81177.1| VYYIAELCDK%::PHOS:PHOS::::Cys_CAM:::sample_0%compd_108



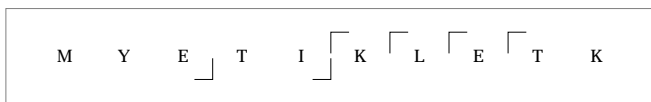
	#	b	b*	#	y	y*	P	P*
V	1							✓
Y	2			9	✓	✓		
Y	3		✓	8				
I	4	✓	✓	7	✓			
A	5		✓	6	✓			
E	6		✓	5	✓			
L	7		✓	4	✓			
C	8		✓	3				
D	9			2				
K	10		✓	1				

V Y Y I A E L C D K

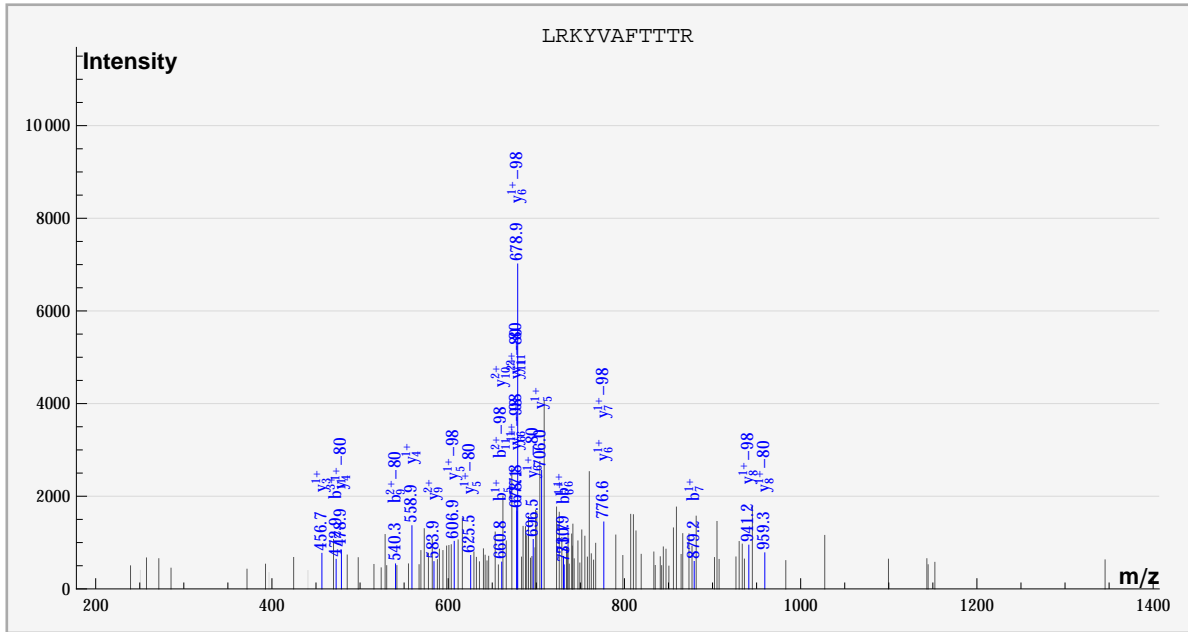
dbValid true MYETIKLETK Oxidation_M(1),PHOS(2) 2. 718. -1.70248 5.03974 100. ? 1542.
 S_Acido_new%gil68568643|gb|AAY81572.1| MYETIKLETK%:Oxidation_M::PHOS:::PHOS::%sample_0%compd_265



	#	b	b*	#	y	y*	P	P*
M	1							
Y	2			9				
E	3	✓		8				
T	4			7				
I	5		✓	6				
K	6			5	✓	✓		
L	7			4	✓			
E	8			3	✓	✓		
T	9			2	✓			
K	10			1				



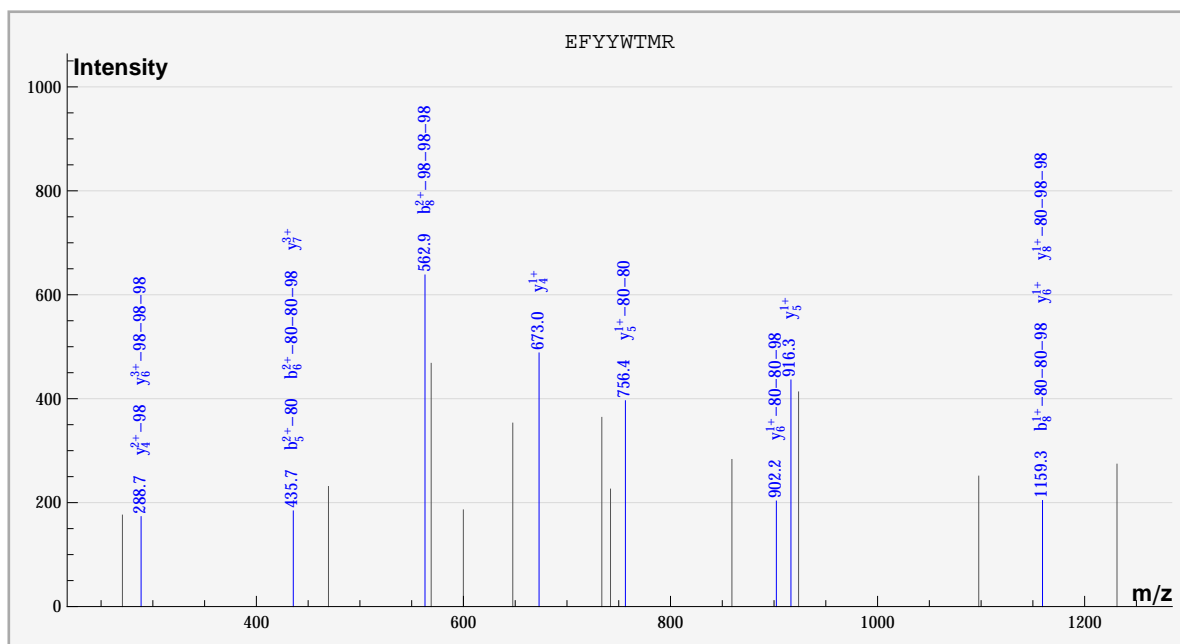
dbValid true LRKYVAFTTTR PHOS(1) 2. 718. 0.376487 5.17428 100. ? 2820.
 S_Acido_new%gi|68566708|gb|AA79637.1| LRKYVAFTTTR%:::PHOS:::sample_3%compd_1439



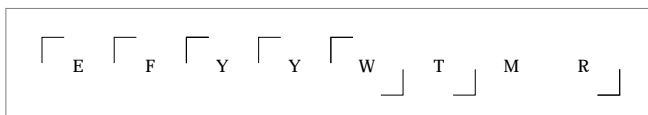
	#	b	b*	#	y	y*	P	P*
L	1							✓
R	2			10	✓			
K	3			9	✓			
Y	4			8		✓		
V	5	✓		7		✓		
A	6	✓		6	✓	✓		
F	7	✓		5	✓	✓		
T	8			4	✓	✓		
T	9		✓	3	✓			
T	10			2				
R	11	✓	✓	1				

LRKYVAFTTTR

dbValid true EFYYWTMR PHOS(3) 2. 718. 0.215142 5.5612 100. ? 5064.
 S_Acido_new%gii68567662|gb|AAY80591.1| EFYYWTMR%:::PHOS:PHOS:PHOS:::sample_3%compd_3476

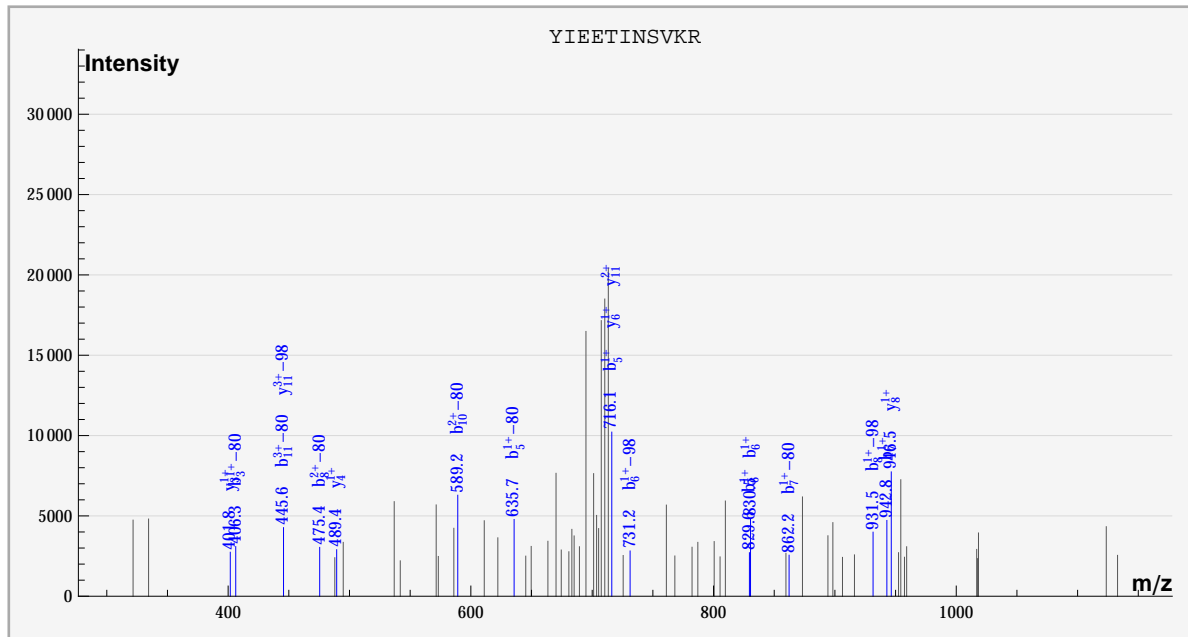


	#	b	b*	#	y	y*	P	P*
E	1							✓
F	2			7	✓			
Y	3			6	✓	✓		
Y	4			5	✓	✓		
W	5	✓		4	✓	✓		
T	6	✓		3				
M	7			2				
R	8	✓		1				



dbValid true YIETINSVKR PHOS(1) 2. 718.1 -1.75241 5.00377 100. ? 3570.

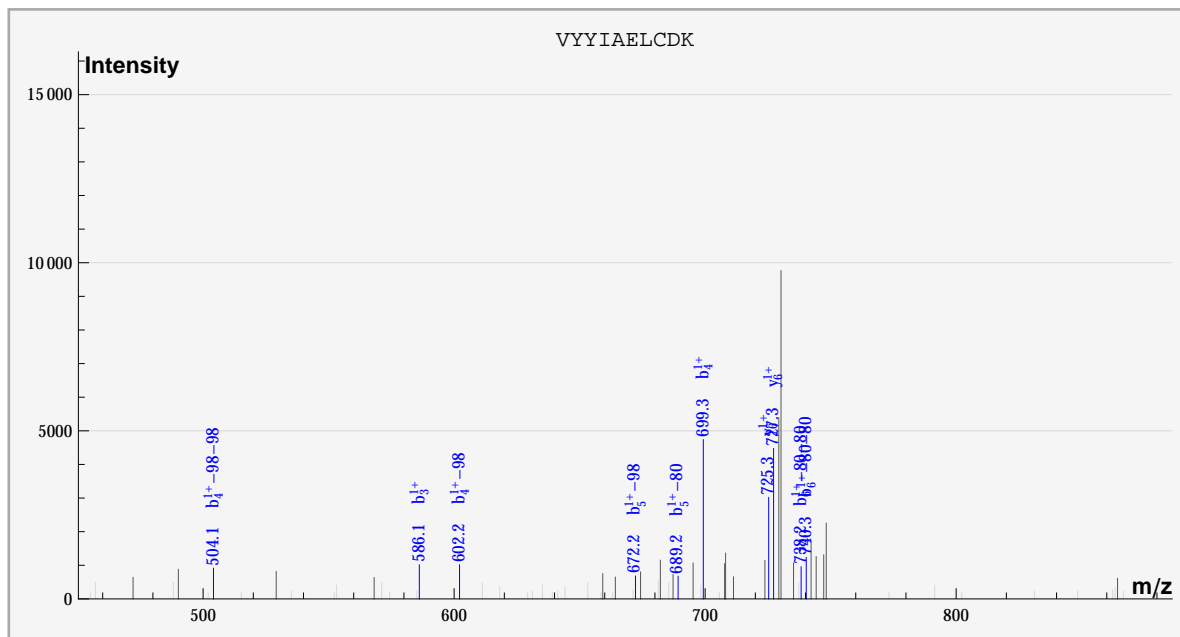
S_Acido_new%gi|68568048|gb|AA80977.1| YIETINSVKR%:PHOS:::sample_1%compd_2354



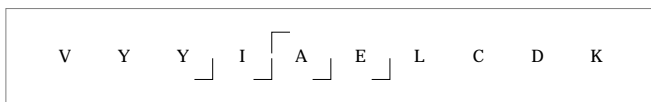
	#	b	b*	#	y	y*	P	P*
Y	1						✓	✓
I	2			10				
E	3		✓	9				
E	4			8	✓			
T	5	✓	✓	7				
I	6	✓	✓	6	✓			
N	7	✓	✓	5				
S	8		✓	4	✓			
V	9			3	✓			
K	10		✓	2				
R	11		✓	1				

Y I E E T I N S V K R

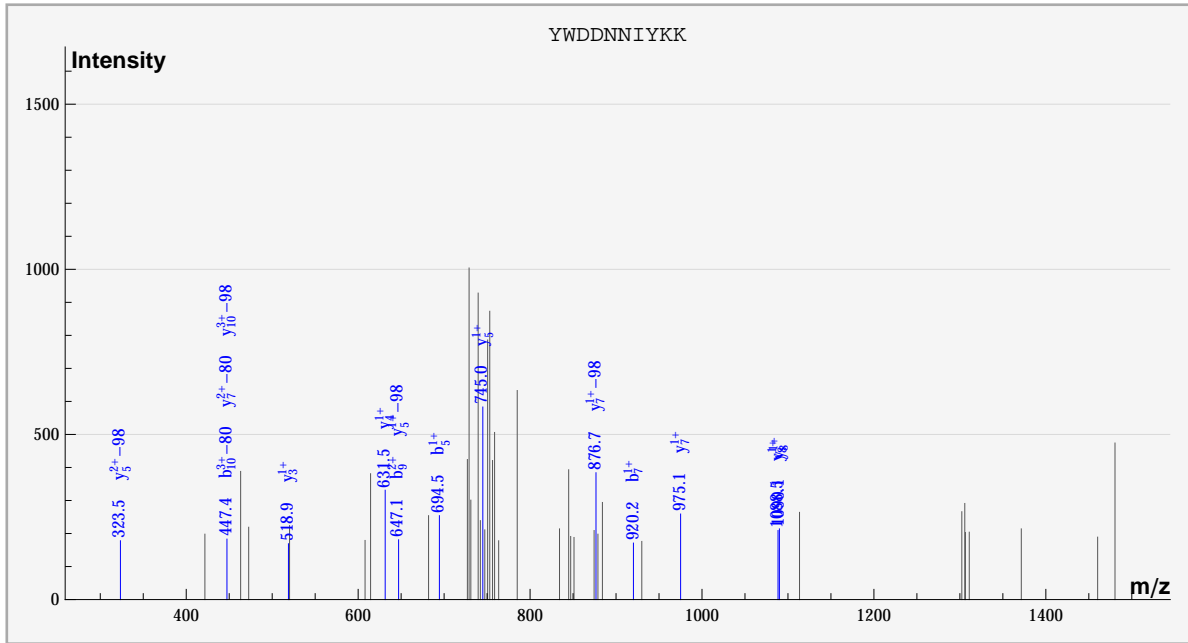
dbValid true VYYIAELCDK Cys_CAM(1),PHOS(2) 2. 719. -1.72341 5.39347 100. ? 2958.
 S_Acido_new%gil68568248|gb|AA81177.1| VYYIAELCDK%::PHOS:PHOS::::Cys_CAM:::sample_0%compd_1490



	#	b	b*	#	y	y*	P	P*
V	1							
Y	2			9				
Y	3	✓		8				
I	4	✓	✓	7				
A	5		✓	6	✓			
E	6		✓	5				
L	7			4				
C	8			3				
D	9			2				
K	10			1				



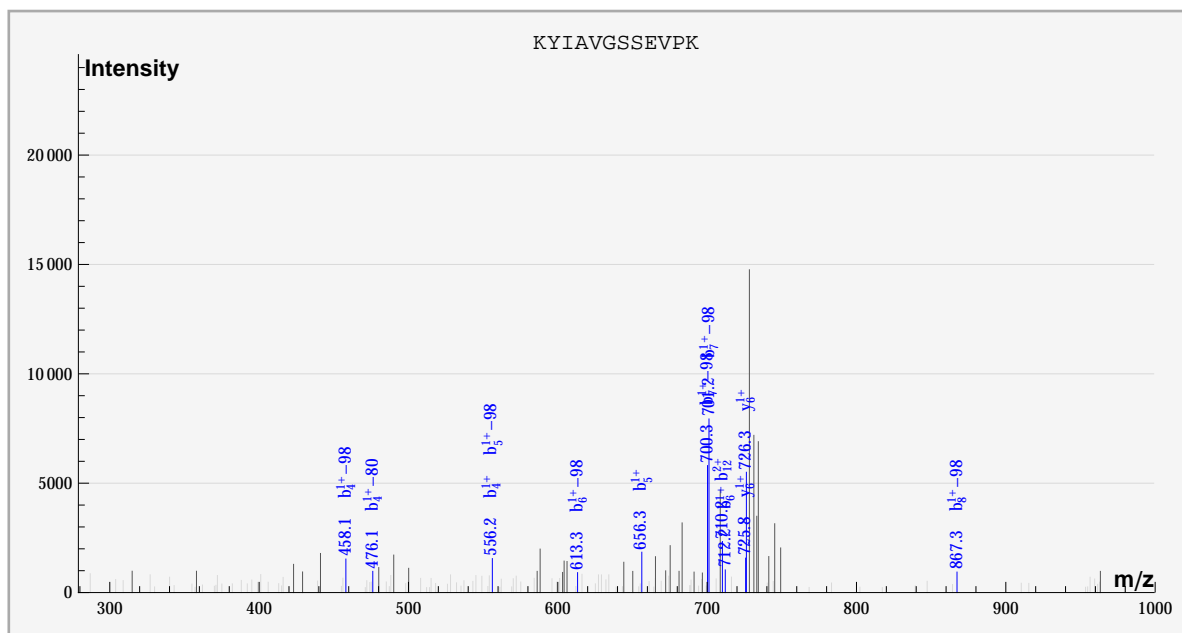
dbValid true YWDDNNIYKK PHOS(1) 2. 720. -0.194438 5.08592 100. ? 2562.
 S_Acido_new%gi|68567062|gb|AAY79991.1| YWDDNNIYKK%::::::PHOS:::sample_1%cmpd_1200



	#	b	b*	#	y	y*	P	P*
Y	1							✓
W	2			9				
D	3			8	✓			
D	4			7	✓	✓		
N	5	✓		6				
N	6			5	✓	✓		
I	7	✓		4	✓			
Y	8			3	✓			
K	9	✓		2				
K	10		✓	1				



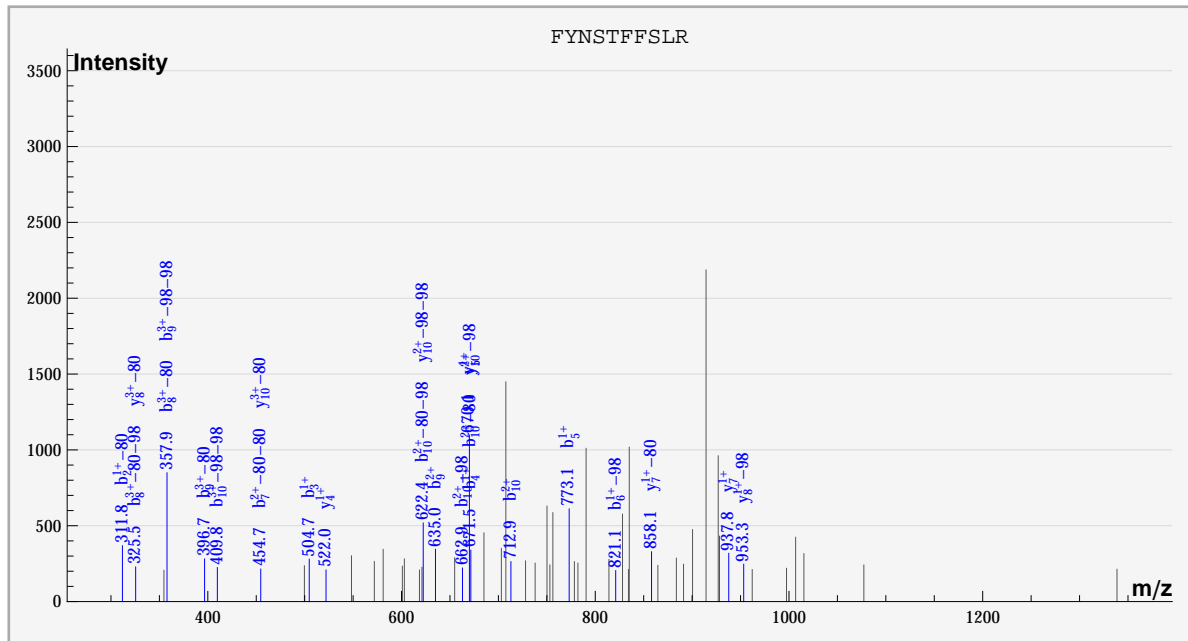
dbValid true KYIavgSSEVPK PHOS(2) 2. 721. -1.67508 5.14888 100. ? 2448.
 S_Acido_new%gil68567822|gb|AAY80751.1| KYIavgSSEVPK%::PHOS:::PHOS:::sample_1%cmpd_1037



	#	b	b*	#	y	y*	P	P*
K	1							
Y	2			11				
I	3			10				
A	4	✓	✓	9				
V	5	✓	✓	8				
G	6	✓	✓	7				
S	7		✓	6	✓			
S	8		✓	5				
E	9			4				
V	10			3				
P	11			2				
K	12	✓		1				

K Y I A V G S S E V P K

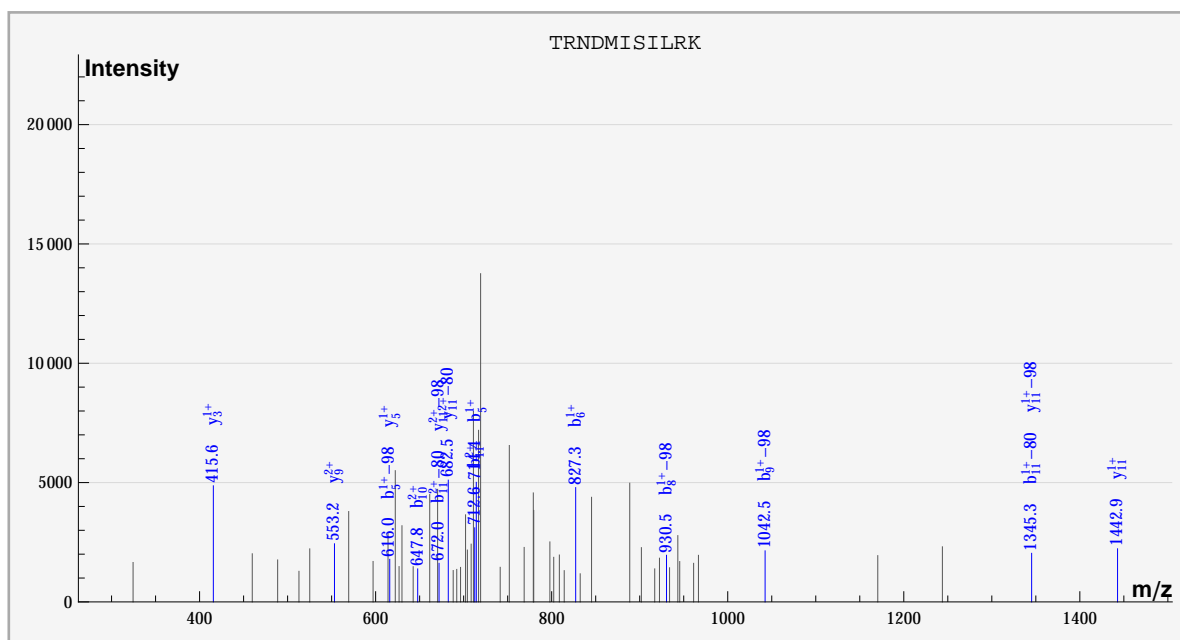
dbValid true FYNSTFFSLR PHOS(2) 2. 721. 0.283067 5.42008 100. ? 4662.
 S_Acido_new%gi|68568068|gb|AAy80997.1| FYNSTFFSLR%::PHOS::PHOS:::sample_1%compd_3115



	#	b	b*	#	y	y*	P	P*
F	1							✓
Y	2		✓	9				
N	3	✓		8		✓		
S	4	✓		7	✓	✓		
T	5	✓		6				
F	6		✓	5	✓			
F	7	✓	✓	4	✓			
S	8	✓	✓	3				
L	9	✓	✓	2				
R	10	✓	✓	1				



dbValid true TRNDMISILRK Oxidation_M(1),PHOS(1) 2. 722.02 -0.157118 5.28391 100. ? 4206.
 S_Acido_new%gi|68568642|gb|AAY81571.1| TRNDMISILRK%:PHOS:::Oxidation_M:::sample_1%compd_3005

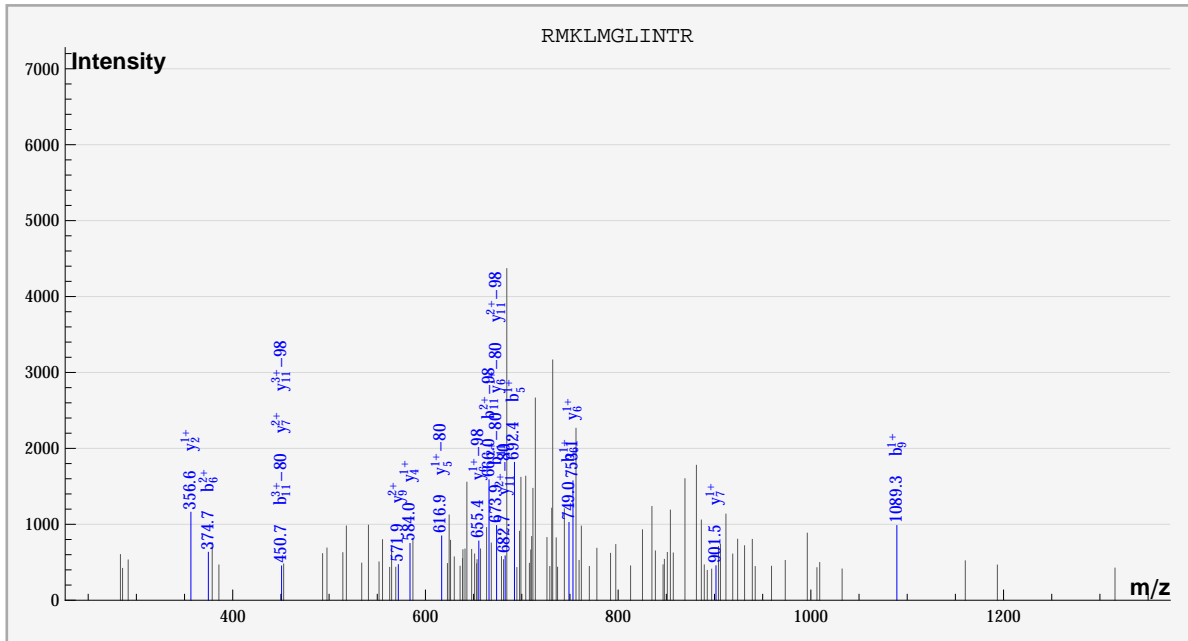


	#	b	b*	#	y	y*	P	P*
T	1						✓	✓
R	2			10				
N	3			9	✓			
D	4			8				
M	5	✓	✓	7				
I	6	✓		6				
S	7			5	✓			
I	8		✓	4				
L	9		✓	3	✓			
R	10	✓		2				
K	11	✓	✓	1				

T R N D M I S I L R K

dbValid true RMKLMGLINTR Oxidation_M(2),PHOS(1) 2. 723. -0.138178 5.20206 100. ? 2712.

S_Acido_new%gil68567337|gb|AAY80266.1| RMKLMGLINTR::Oxidation_M:::Oxidation_M:::PHOS::%sample_1%compd_1335

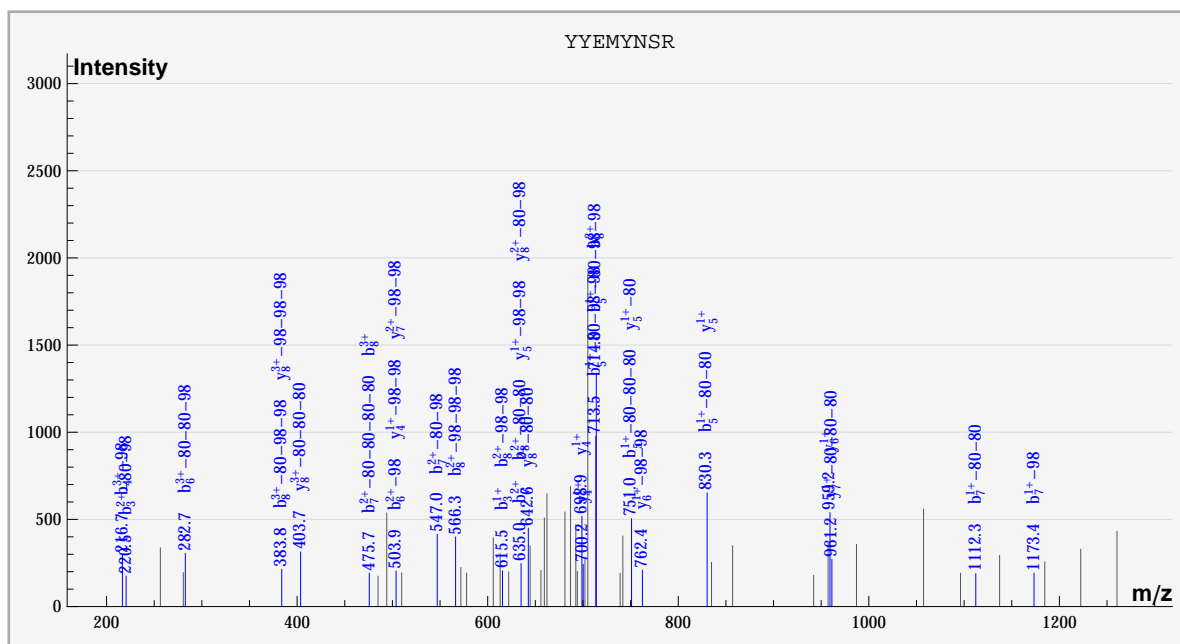


	#	b	b*	#	y	y*	P	P*
R	1							✓
M	2			10				
K	3			9	✓			
L	4			8				
M	5	✓		7	✓			
G	6	✓		6	✓	✓		
L	7			5		✓		
I	8			4	✓			
N	9	✓		3				
T	10			2	✓			
R	11		✓	1				

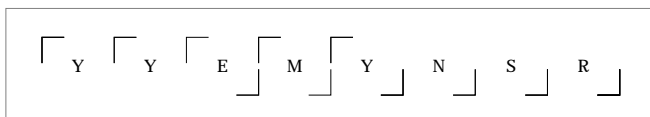
RMKLMGLINTR

dbValid true YYEMYSR PHOS(4) 2. 724. -0.830263 5.61354 100. ? 1764.

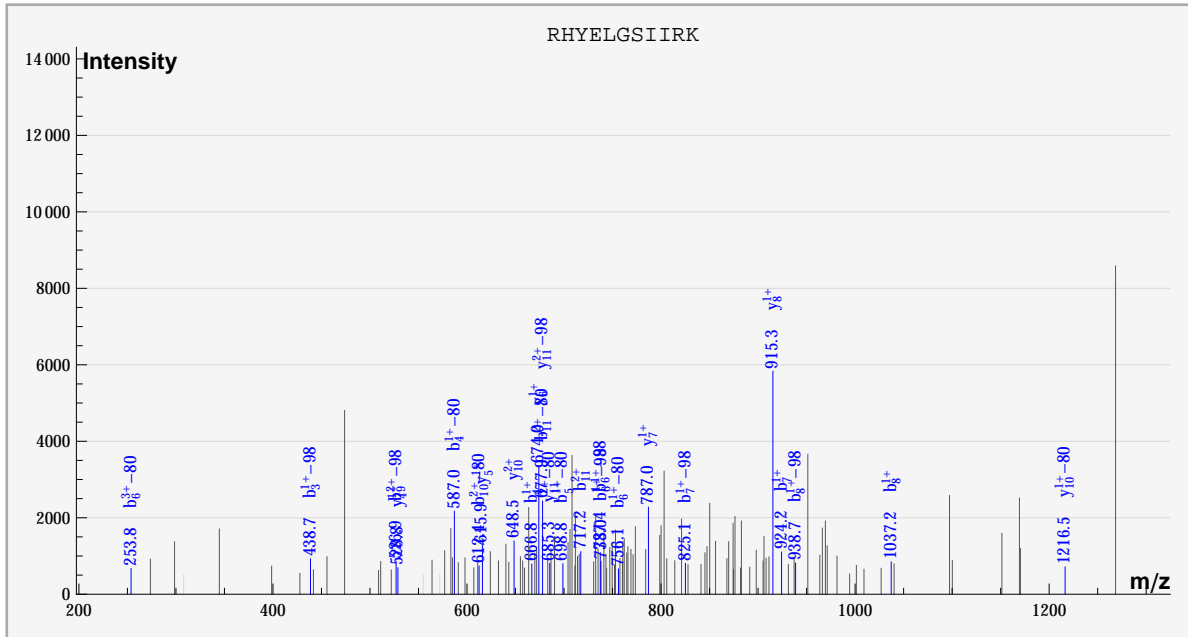
S_Acido_new%gi|68567117|gb|AA80046.1| YYEMYSR::PHOS:PHOS::PHOS::PHOS::%sample_1%compd_474



	#	b	b*	#	y	y*	P	P*
Y	1							✓
Y	2			7		✓		
E	3	✓	✓	6	✓	✓		
M	4		✓	5	✓	✓		
Y	5		✓	4	✓	✓		
N	6		✓	3				
S	7	✓	✓	2				
R	8	✓	✓	1				



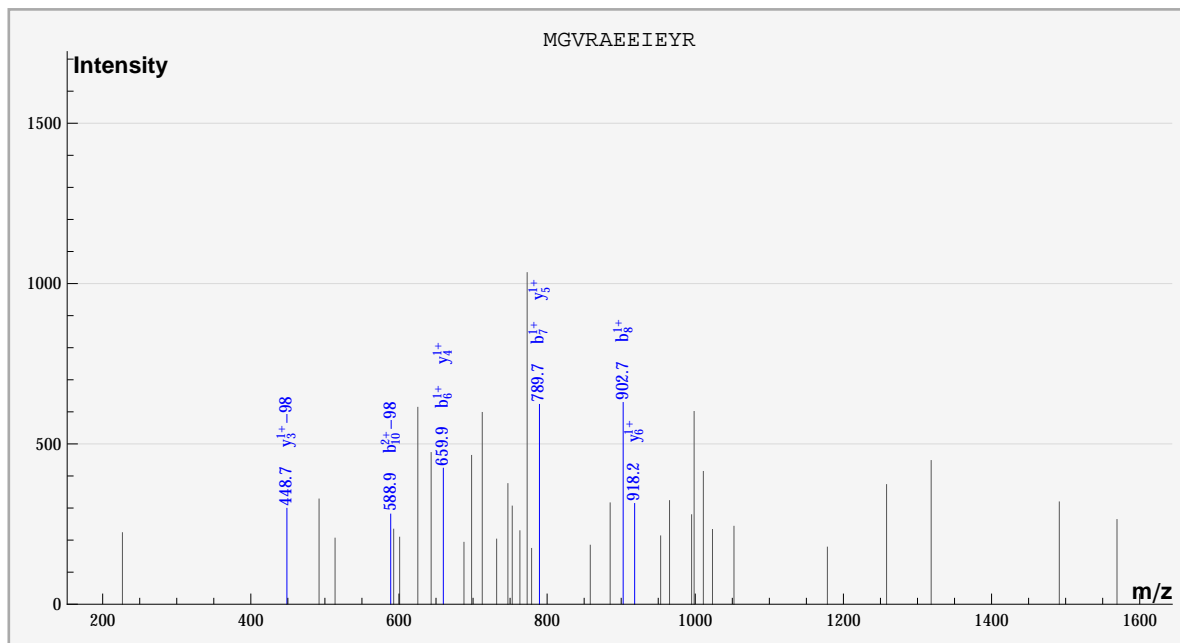
dbValid true RHYELGSIIRK PHOS(1) 2. 725. 1.37956 5.56418 100. ? 3510.
 S_Acido_new%gil68568598|gb|AAY81527.1| RHYELGSIIRK%:::PHOS:::::sample_1%cmpd_2066



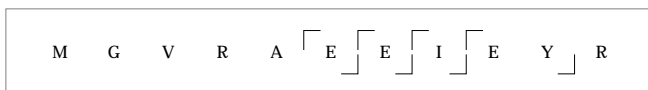
	#	b	b*	#	y	y*	P	P*
R	1							✓
H	2			10	✓	✓		
Y	3		✓	9				
E	4	✓	✓	8	✓			
L	5		✓	7	✓			
G	6		✓	6	✓			
S	7	✓	✓	5	✓			
I	8	✓	✓	4	✓			
I	9		✓	3				
R	10		✓	2				
K	11	✓	✓	1				

R H Y E L G S I I R K

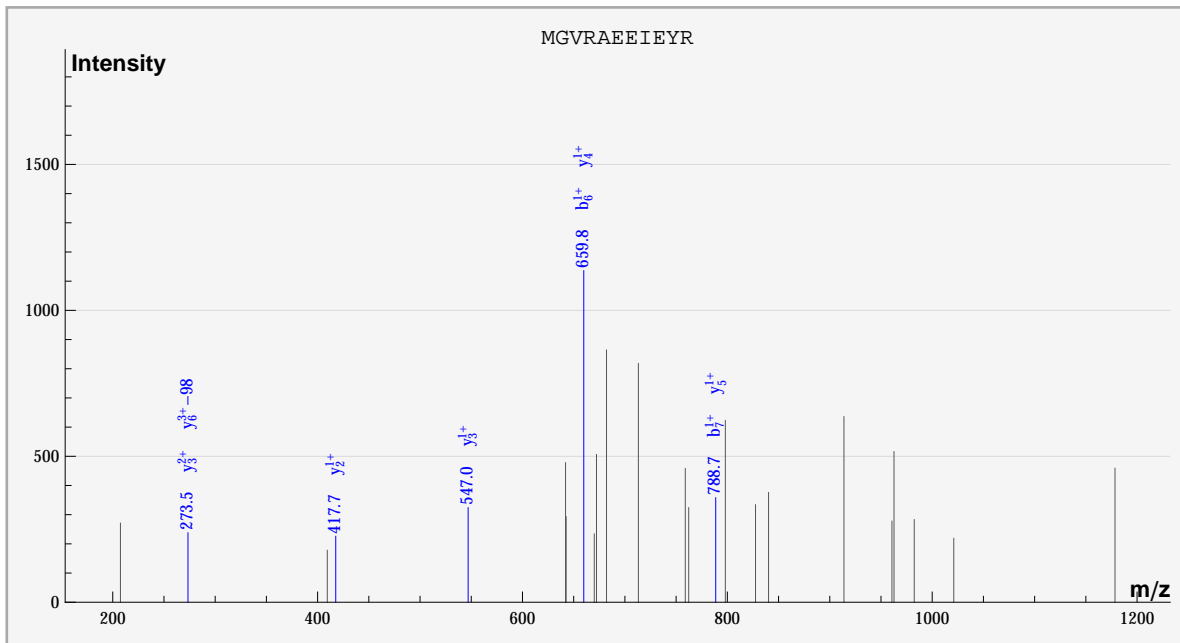
dbValid true MGVR AEEIYR Oxidation_M(1),PHOS(1) 2. 725. -0.184408 6.31461 100. ? 4182.
 S_Acido_new%gi|68568482|gb|AAY81411.1| MGVR AEEIYR%:Oxidation_M:::::PHOS::%sample_1%compd_2677



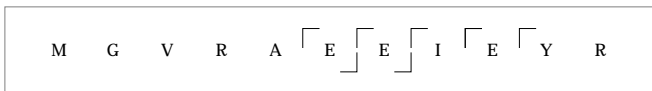
	#	b	b*	#	y	y*	P	P*
M	1							
G	2			10				
V	3			9				
R	4			8				
A	5			7				
E	6	✓		6	✓			
E	7	✓		5	✓			
I	8	✓		4	✓			
E	9			3		✓		
Y	10		✓	2				
R	11			1				



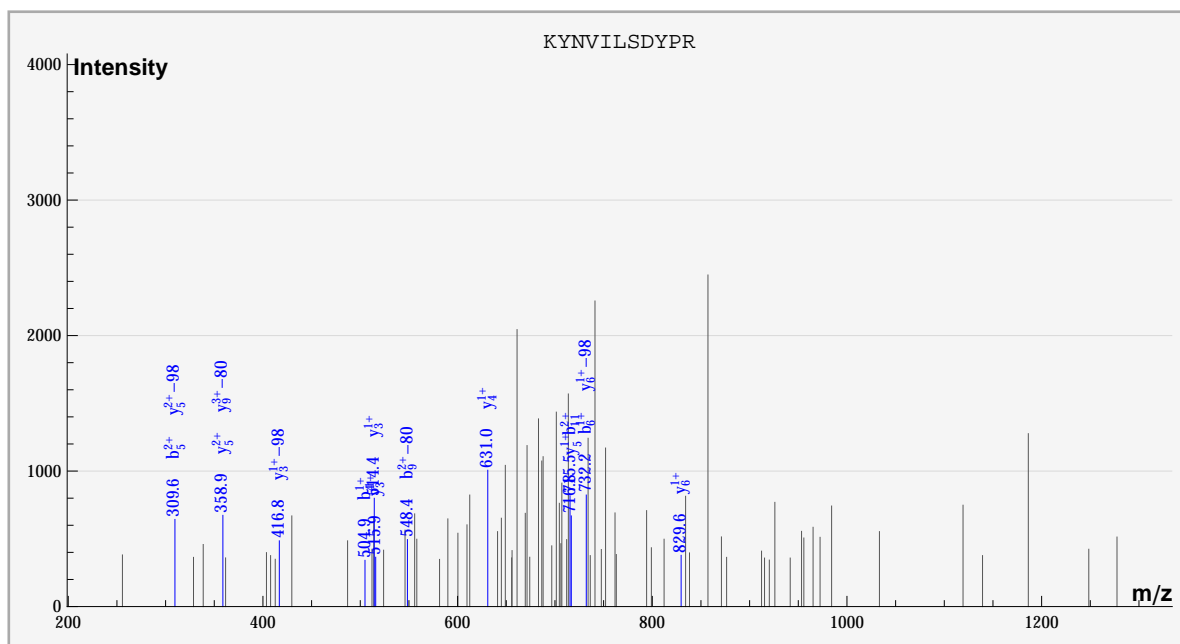
dbValid true MGVRAEEIYR Oxidation_M(1),PHOS(1) 2. 726. -1.18441 5.35209 100. ? 624.
 S_Acido_new%gi|68568482|gb|AAY81411.1| MGVRAEEIYR%:Oxidation_M:::::PHOS::%sample_1%compd_3837



	#	b	b*	#	y	y*	P	P*
M	1							
G	2			10				
V	3			9				
R	4			8				
A	5			7				
E	6	✓		6		✓		
E	7	✓		5	✓			
I	8			4	✓			
E	9			3	✓			
Y	10			2	✓			
R	11			1				



dbValid true KYNVILSDYPR PHOS(1) 2. 726. -1.64732 5.12318 100. ? 2142.
 S_Acido_new%gii68567657|gb|AAY80586.1| KYNVILSDYPR%:::::PHOS:::sample_1%cmpd_818

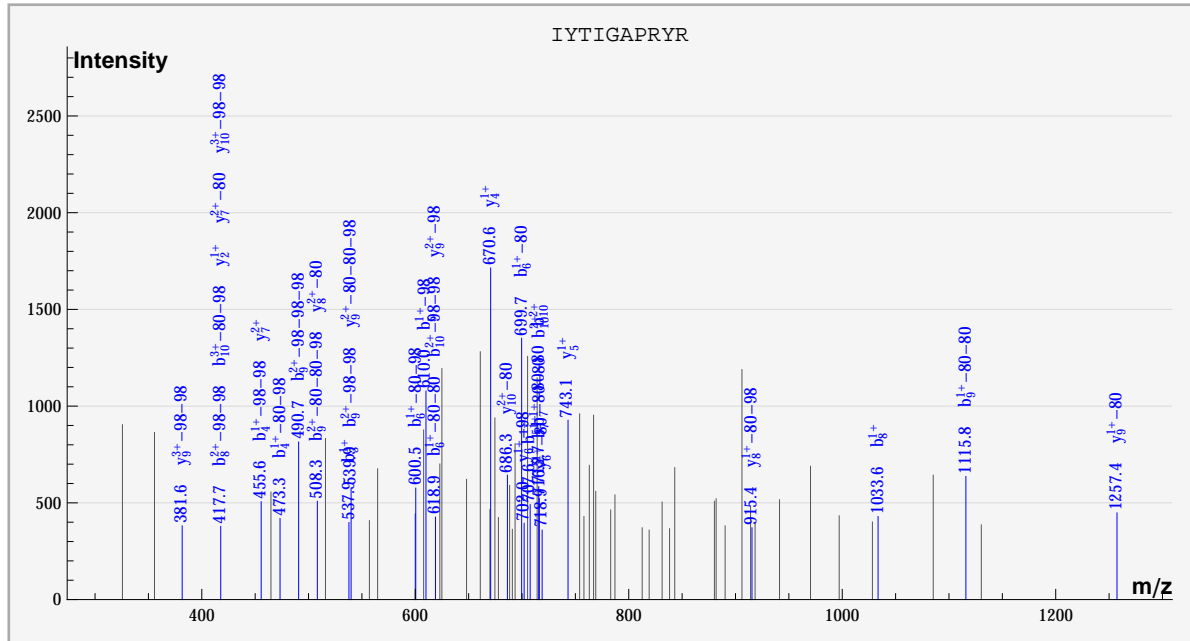


	#	b	b*	#	y	y*	P	P*
K	1							
Y	2			10				
N	3			9		✓		
V	4	✓		8				
I	5	✓		7				
L	6	✓		6	✓	✓		
S	7			5	✓	✓		
D	8			4	✓			
Y	9		✓	3	✓	✓		
P	10			2				
R	11	✓		1				

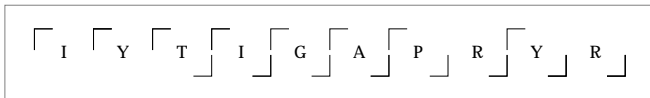
K Y N V I L S D Y P R

dbValid true IYTIGAPRYR PHOS(3) 2. 726. -0.709978 5.15964 100. ? 2178.

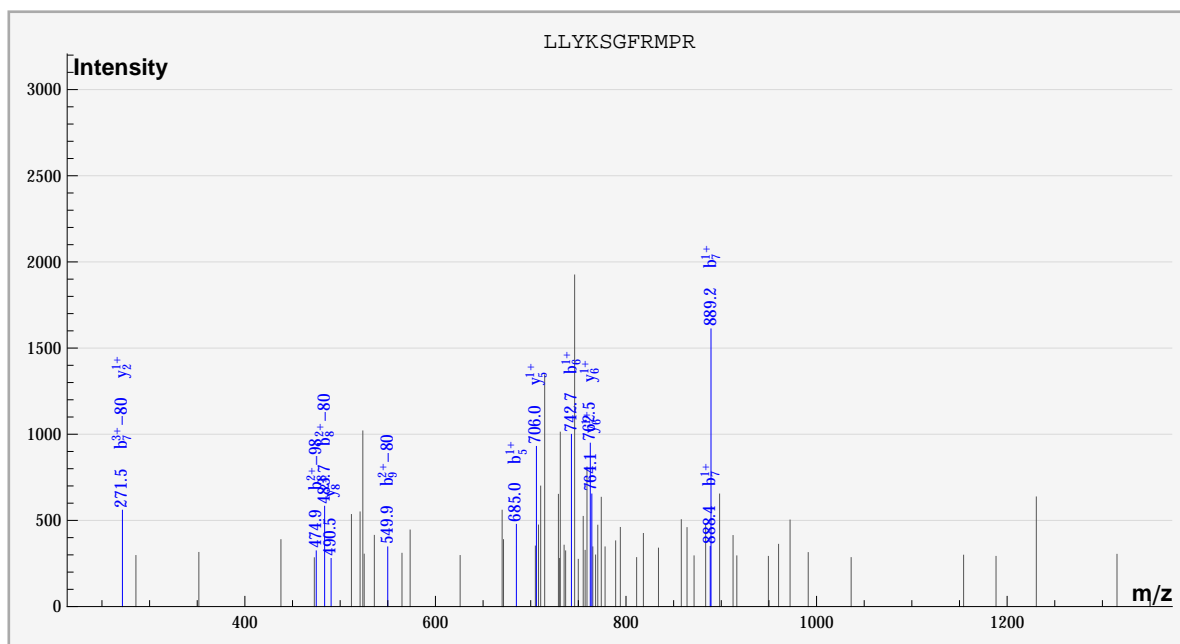
S_Acido_new%gi|68567688|gb|AA80617.1| IYTIGAPRYR::PHOS:PHOS:::PHOS::%sample_1%compd_851



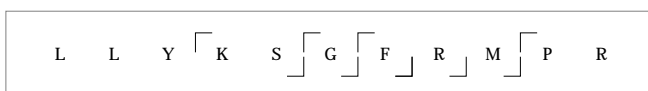
	#	b	b*	#	y	y*	P	P*
I	1							✓
Y	2			9		✓		
T	3	✓		8		✓		
I	4		✓	7	✓	✓		
G	5	✓	✓	6		✓		
A	6		✓	5	✓			
P	7		✓	4	✓			
R	8	✓	✓	3				
Y	9		✓	2	✓			
R	10	✓	✓	1				



dbValid true LLYKSGFRMPR PHOS(1) 2. 726. -1.63239 5.60041 100. ? 2502.
 S_Acido_new%gi|68568668|gb|AA81597.1| LLYKSGFRMPR%::PHOS:.....%sample_1%compd_1151

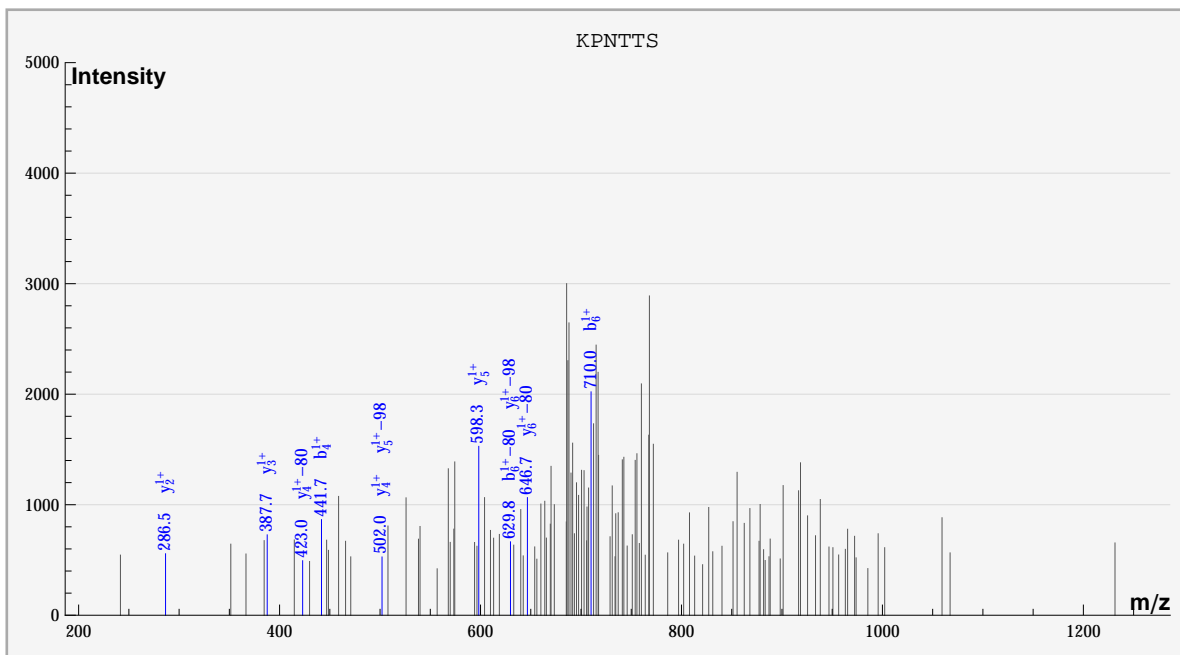


	#	b	b*	#	y	y*	P	P*
L	1							
L	2			10				
Y	3			9				
K	4			8	✓			
S	5	✓		7				
G	6	✓		6	✓			
F	7	✓	✓	5	✓			
R	8		✓	4				
M	9		✓	3				
P	10			2	✓			
R	11			1				

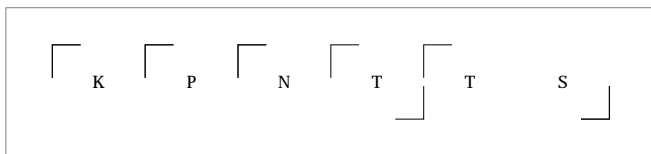


dbValid true KPNTTS PHOS(1) 1. 726. 1.3022 5.01045 100. ? 2676.

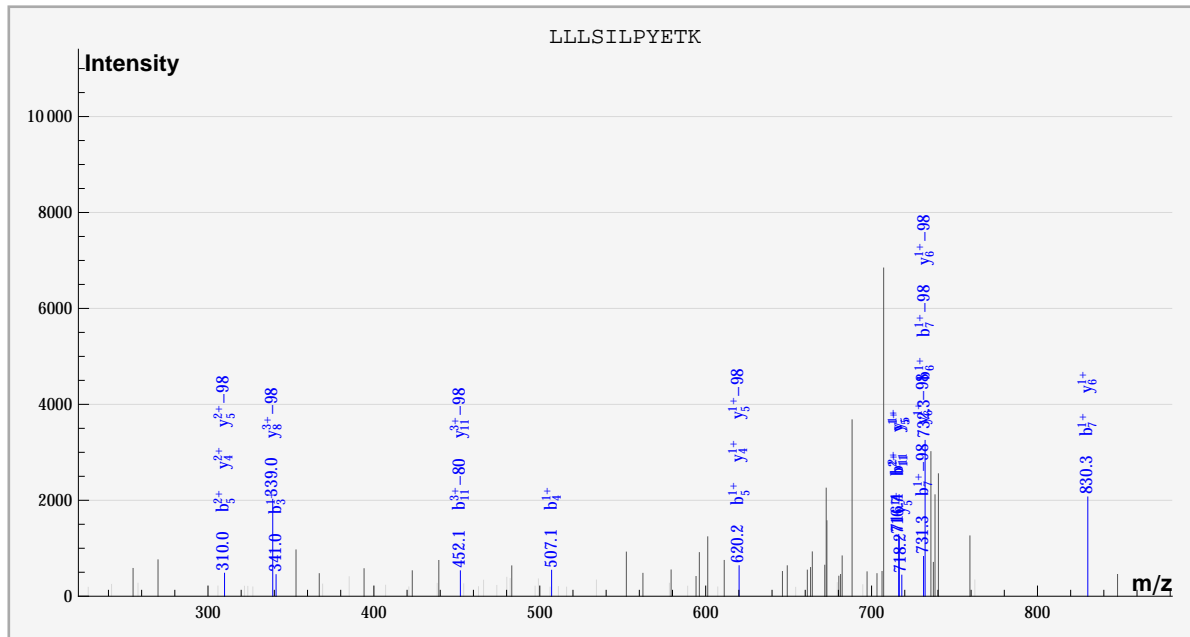
S_Acido_new%gi|68567968|gb|AAY80897.1| KPNTTS%::::PHOS::%sample_1%cmpd_1305



	#	b	b*	#	y	y*	P	P*
K	1							✓
P	2			5	✓	✓		
N	3			4	✓	✓		
T	4	✓		3	✓			
T	5			2	✓			
S	6	✓	✓	1				



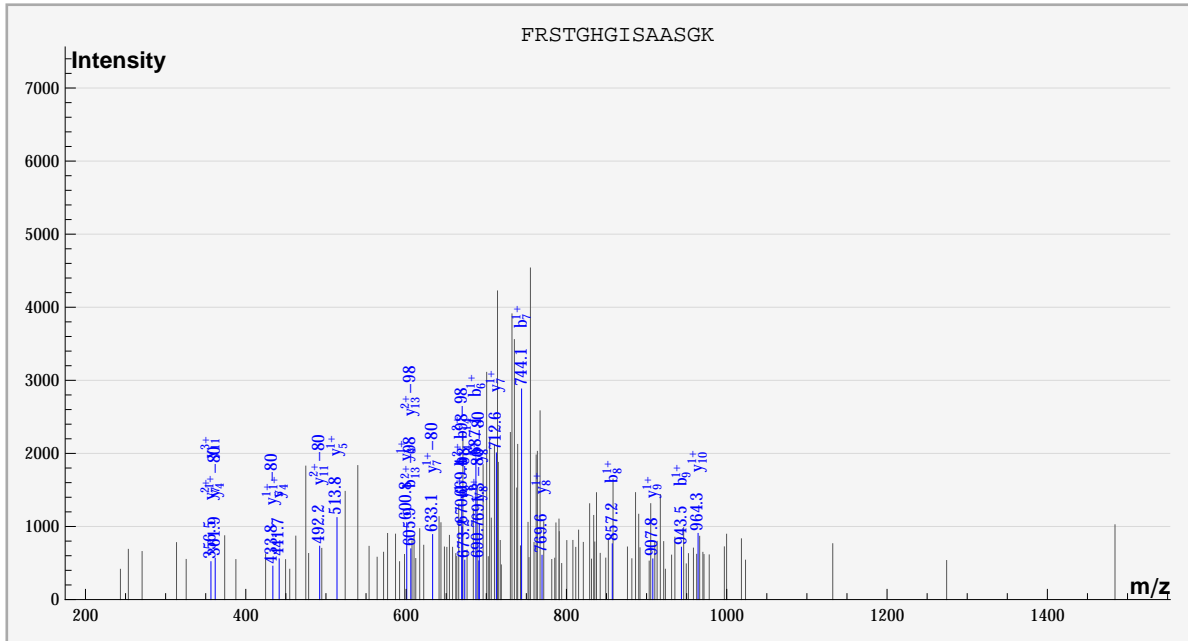
dbConflictWinner true LLSILPYETK PHOS(2) 2. 727. -1.64431 5.73944 100. ? 1650.
 S_Acido_new%gi|68567386|gb|AAY80315.1| LLSILPYETK%:::PHOS:::PHOS::%sample_1%cmpd_368



	#	b	b*	#	y	y*	P	P*
L	1							✓
L	2			10				
L	3	✓		9				
S	4	✓		8		✓		
I	5	✓		7				
L	6	✓		6	✓	✓		
P	7	✓	✓	5	✓	✓		
Y	8			4	✓			
E	9			3				
T	10			2				
K	11	✓	✓	1				

LLSILPYETK

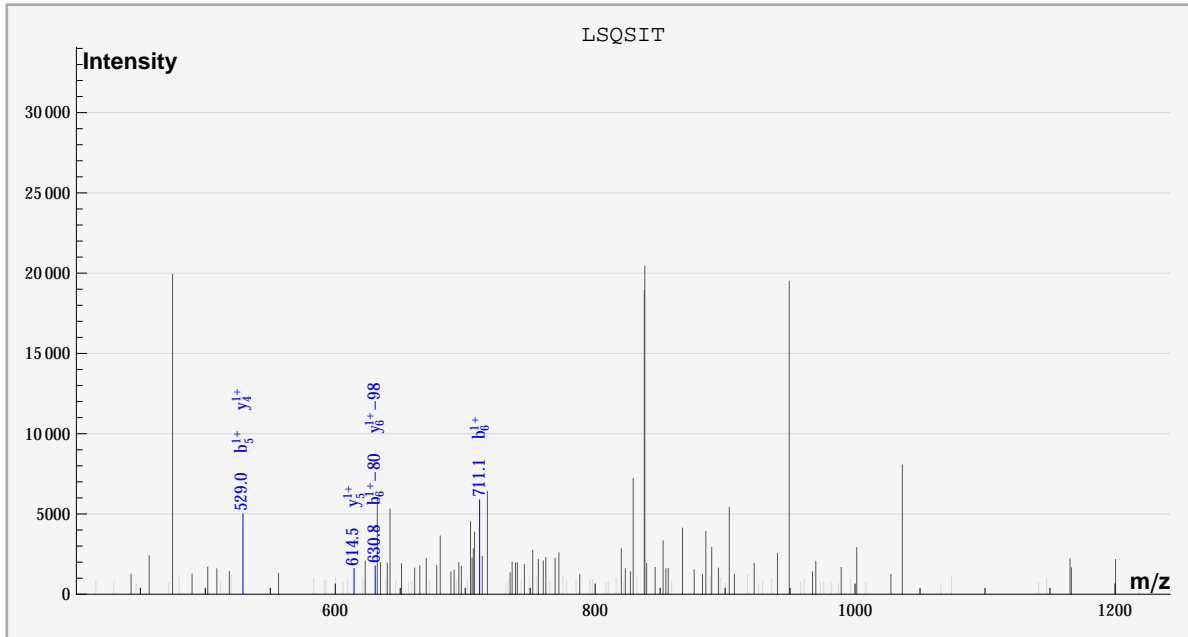
dbValid true FRSTGHGISAASGK PHOS(1) 2. 727. 1.34063 5.26894 100. ? 3198.
 S_Acido_new%gil68567322|gb|AAy80251.1| FRSTGHGISAASGK%:.....PHOS:::sample_1%compd_1781



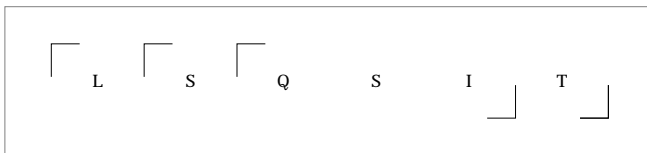
	#	b	b*	#	y	y*	P	P*
F	1							
R	2			13		✓		
S	3			12				
T	4			11	✓	✓		
G	5			10	✓			
H	6	✓		9	✓			
G	7	✓		8	✓	✓		
I	8	✓		7	✓	✓		
S	9	✓		6	✓			
A	10			5	✓	✓		
A	11			4	✓	✓		
S	12			3				
G	13	✓		2				
K	14	✓		1				

F R S T G H G I S A A S G K

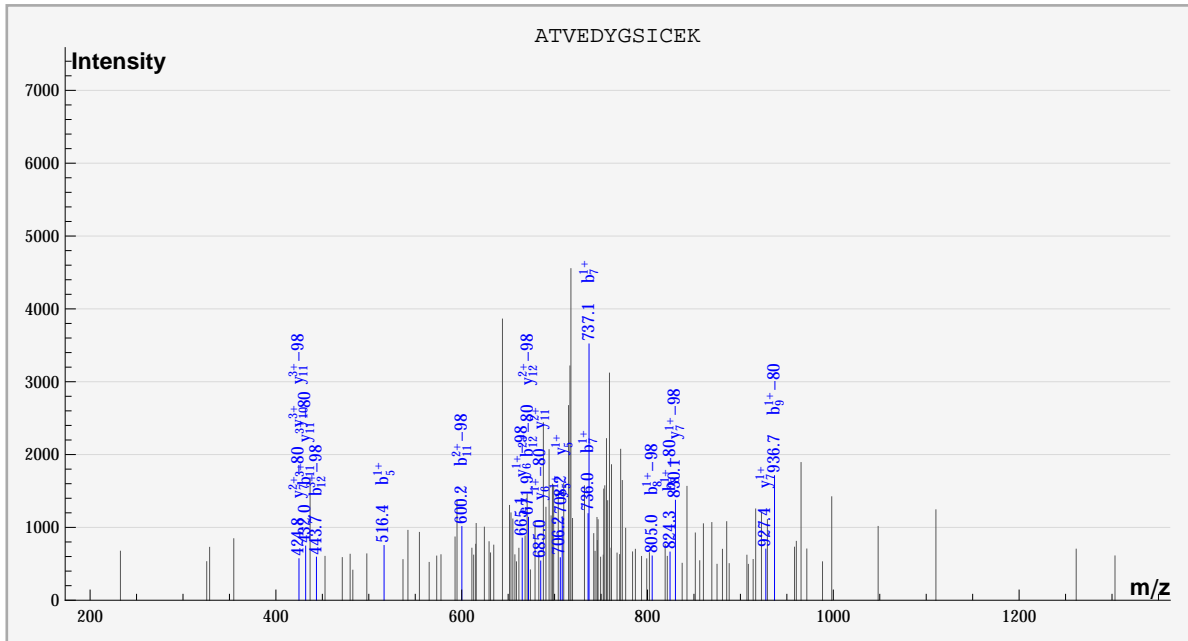
dbValid true LSQSITE PHOS(1) 1. 727. 1.3226 5.2106 100. ? 3612.
 S_Acido_new%gi|68568303|gb|AAY81232.1| LSQSITE%:::::PHOS:%sample_1%compd_2157



	#	b	b*	#	y	y*	P	P*
L	1							✓
S	2			5	✓			
Q	3			4	✓			
S	4			3				
I	5	✓		2				
T	6	✓	✓	1				



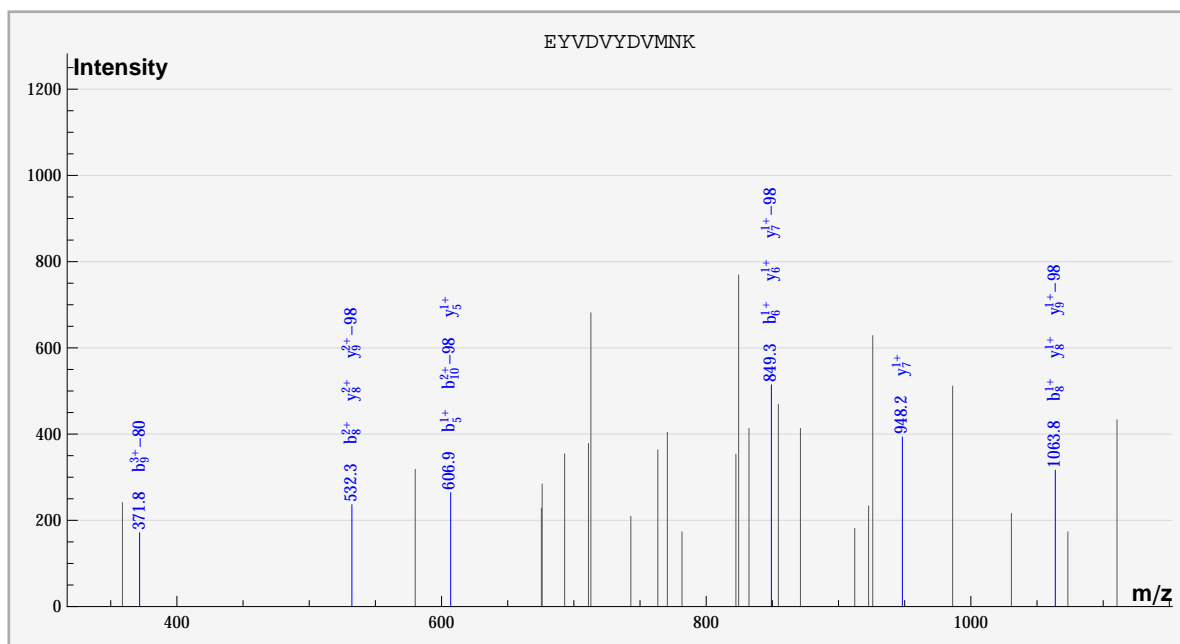
dbValid true ATVEDYGSICEK Cys_CAM(1),PHOS(1) 2. 728. -1.70838 5.37882 100. ? 3102.
 S_Acido_new%gil68568008|gb|AAAY80937.1| ATVEDYGSICEK%:::PHOS::Cys_CAM:::sample_1%compd_1693



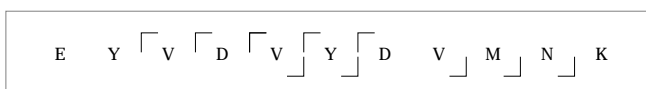
	#	b	b*	#	y	y*	P	P*
A	1							✓
T	2			11	✓	✓		
V	3			10	✓			
E	4			9				
D	5	✓		8				
Y	6			7	✓	✓		
G	7	✓		6		✓		
S	8		✓	5	✓			
I	9		✓	4				
C	10			3				
E	11	✓	✓	2				
K	12		✓	1				

┌ A ─┤ ┌ T ─┤ ┌ V ─┤ E ─┤ D ─┤ ┌ Y ─┤ ┌ G ─┤ ┌ S ─┤ ┌ I ─┤ C ─┤ E ─┤ K ─┤

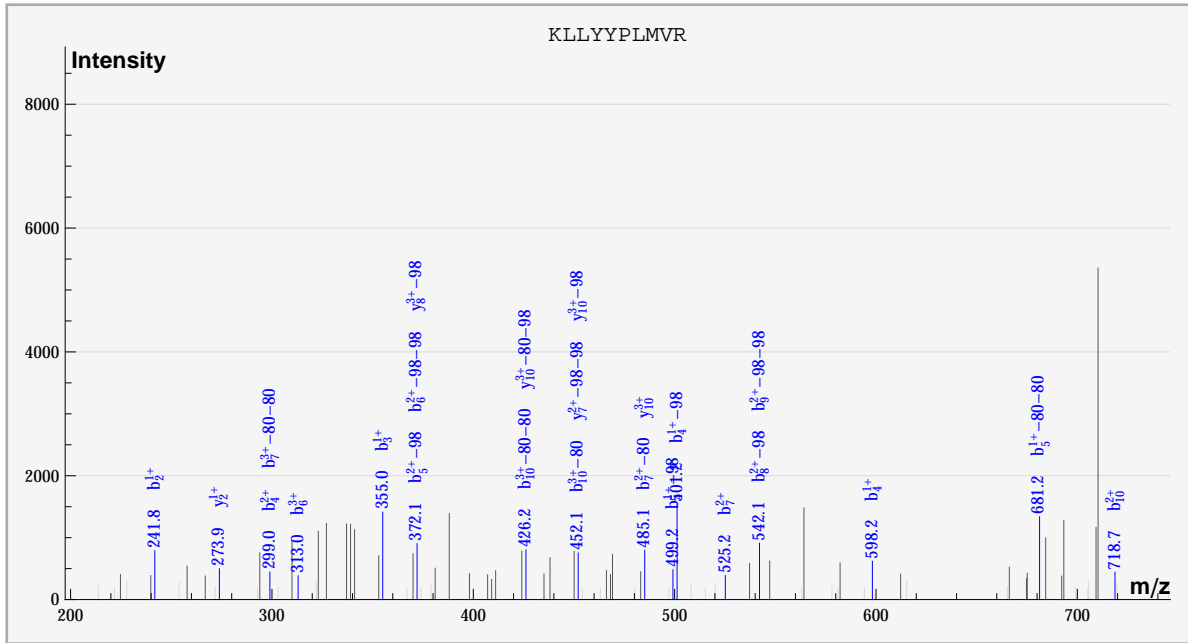
dbValid true EYVDVYDVMNK PHOS(1) 2. 729. -1.20091 5.63283 100. ? 78.
 S_Acido_new%gi|68567694|gb|AA80623.1| EYVDVYDVMNK%:::PHOS:::sample_1%compd_3938



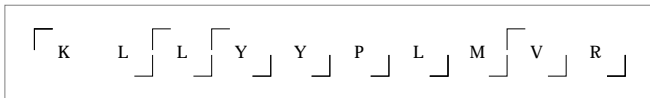
	#	b	b*	#	y	y*	P	P*
E	1							
Y	2			10				
V	3			9		✓		
D	4			8	✓			
V	5	✓		7	✓	✓		
Y	6	✓		6	✓			
D	7			5	✓			
V	8	✓		4				
M	9		✓	3				
N	10		✓	2				
K	11			1				



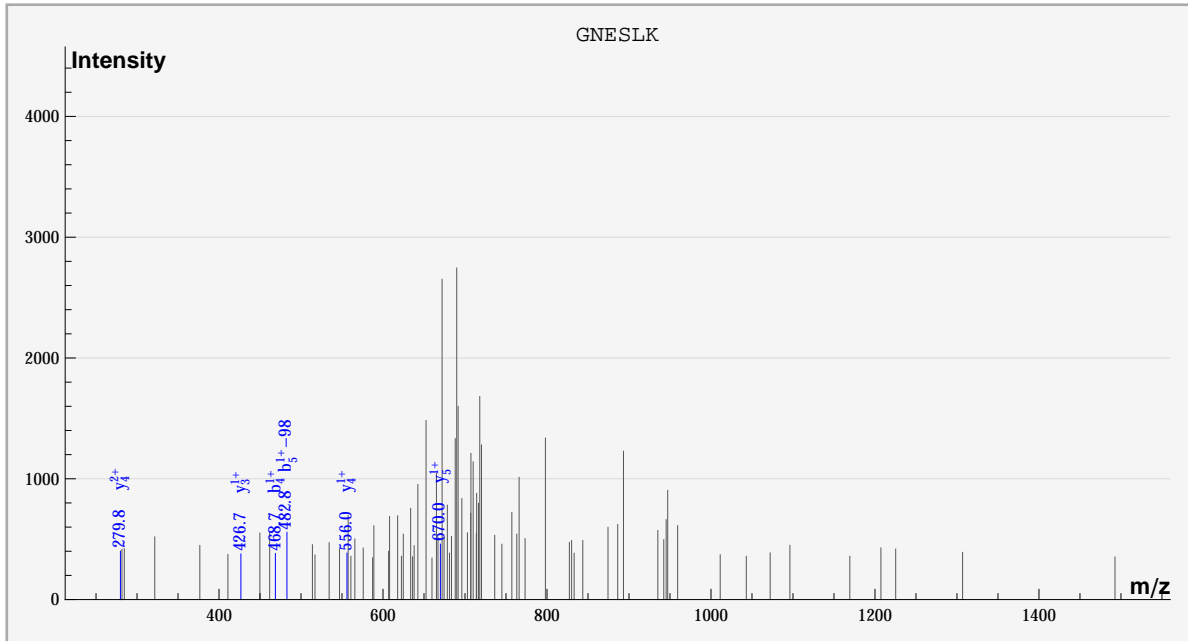
dbValid true KLLYYPLMVR PHOS(2) 2. 729. -0.652848 5.07369 100. ? 1410.
 S_Acido_new%gi|68568283|gb|AAy81212.1| KLLYYPLMVR%:::PHOS:PHOS:::sample_1%compd_166



	#	b	b*	#	y	y*	P	P*
K	1						✓	✓
L	2	✓		9				
L	3	✓		8		✓		
Y	4	✓	✓	7		✓		
Y	5		✓	6				
P	6	✓	✓	5				
L	7	✓	✓	4				
M	8		✓	3				
V	9		✓	2	✓			
R	10	✓	✓	1				



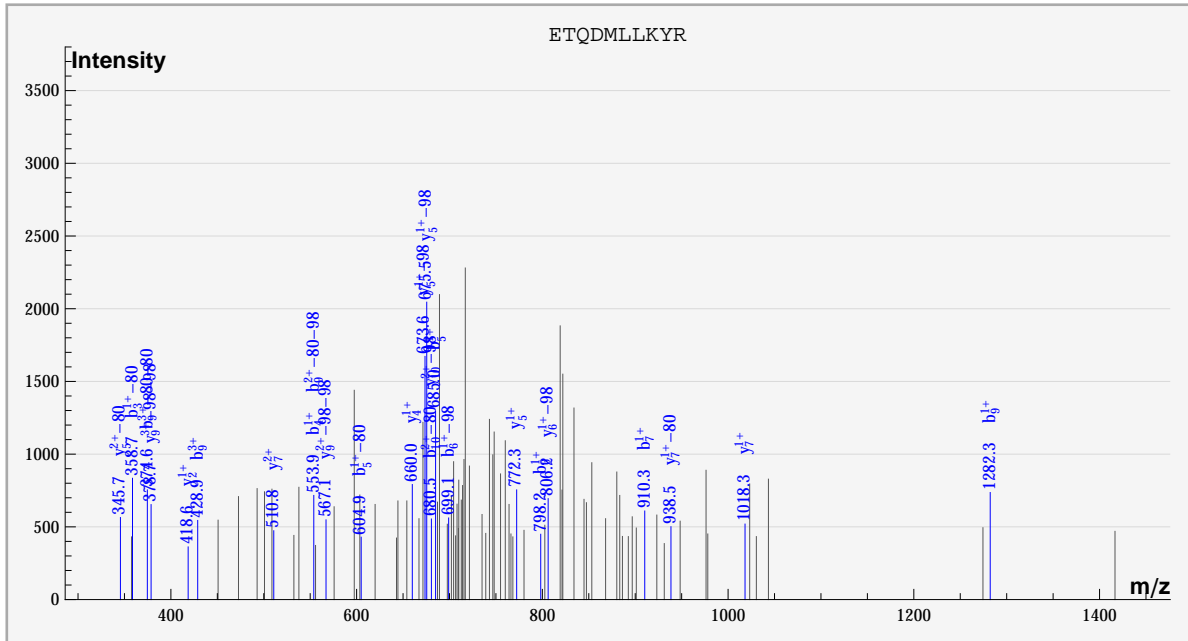
dbValid true GNESLK PHOS(1) 1. 729. -1.69782 5.26877 100. ? 2106.
 S_Acido_new%gi|68568681|gb|AAY81610.1| GNESLK%:::PHOS:::sample_1%compd_789



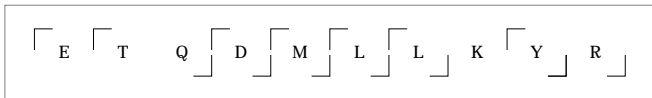
	#	b	b*	#	y	y*	P	P*
G	1							
N	2			5	✓			
E	3			4	✓			
S	4	✓		3	✓			
L	5		✓	2				
K	6			1				



dbValid true ETQDMLLKYR PHOS(2) 2. 729. -0.199233 5.41281 100. ? 2310.
 S_Acido_new%gi|68568724|gb|AAy81653.1| ETQDMLLKYR%::PHOS:::PHOS::%sample_1%compd_977

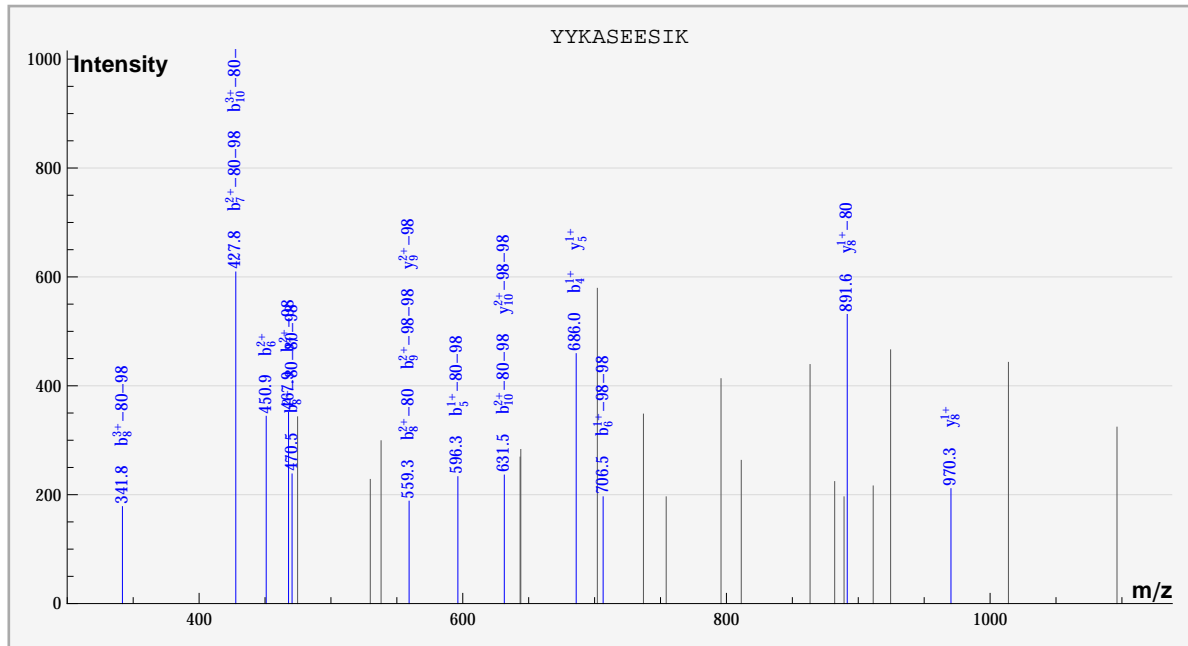


	#	b	b*	#	y	y*	P	P*
E	1							✓
T	2			9		✓		
Q	3	✓		8				
D	4	✓	✓	7	✓	✓		
M	5	✓	✓	6	✓	✓		
L	6	✓	✓	5	✓	✓		
L	7	✓		4	✓			
K	8			3				
Y	9	✓	✓	2	✓			
R	10		✓	1				

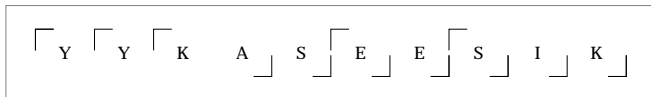


dbValid true YYKASEESIK PHOS(3) 2. 729. 0.255512 5.0741 100. ? 504.

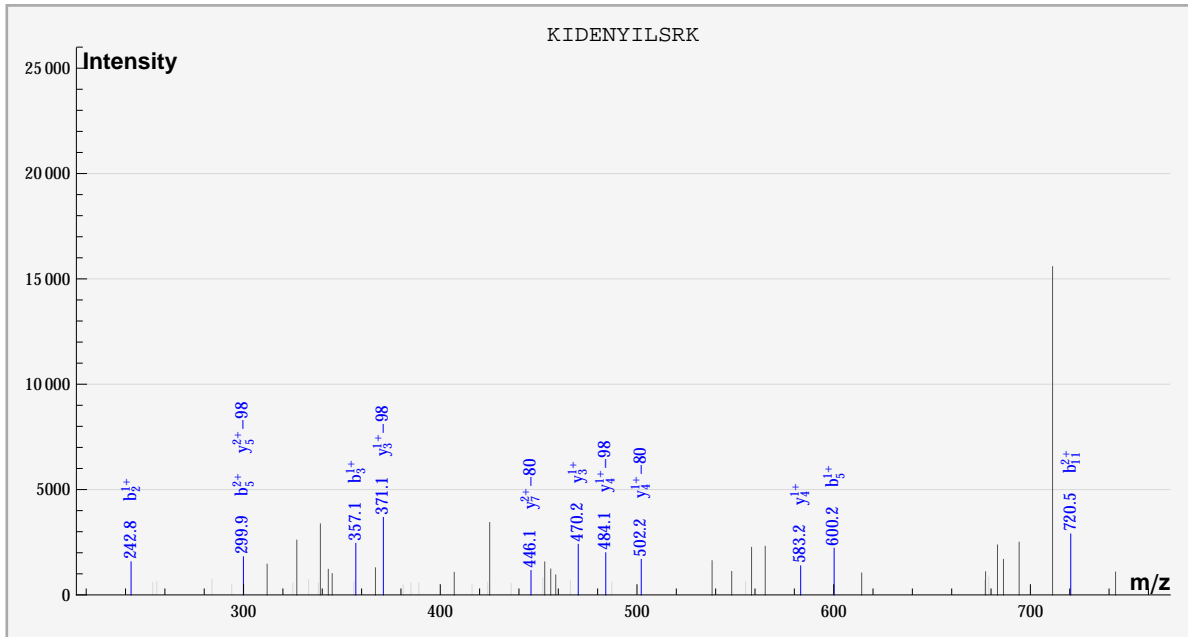
S_Acido_new%gi|68568552|gb|AAY81481.1| YYKASEESIK%:PHOS:PHOS:::::PHOS:::sample_1%compd_3405



	#	b	b*	#	y	y*	P	P*
Y	1							✓
Y	2			9		✓		
K	3			8	✓	✓		
A	4	✓		7				
S	5		✓	6				
E	6	✓	✓	5	✓			
E	7		✓	4				
S	8		✓	3	✓			
I	9		✓	2				
K	10		✓	1				



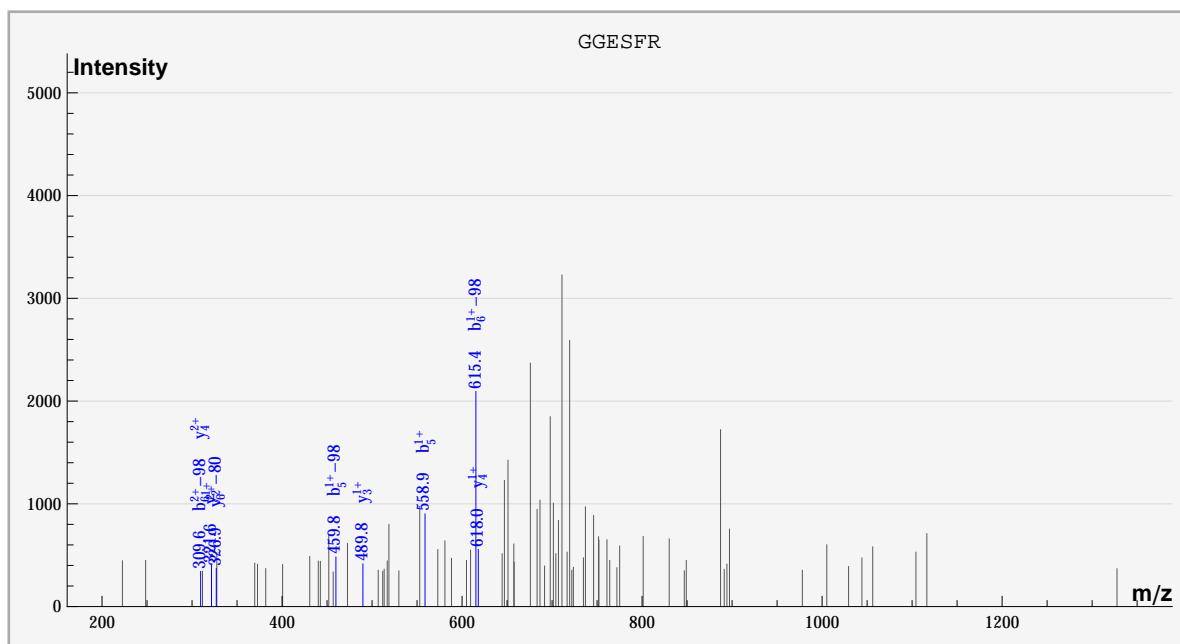
dbValid true KIDENYILSRK PHOS(1) 2. 731. -1.12877 5.02083 100. ? 1458.
 S_Acido_new%gi|68566551|gb|AA79480.1| KIDENYILSRK%:.....PHOS:::sample_2%compd_183



	#	b	b*	#	y	y*	P	P*
K	1							
I	2	✓		10				
D	3	✓		9				
E	4			8				
N	5	✓		7		✓		
Y	6			6				
I	7			5		✓		
L	8			4	✓	✓		
S	9			3	✓	✓		
R	10			2				
K	11	✓		1				

K I D E N Y I L S R K

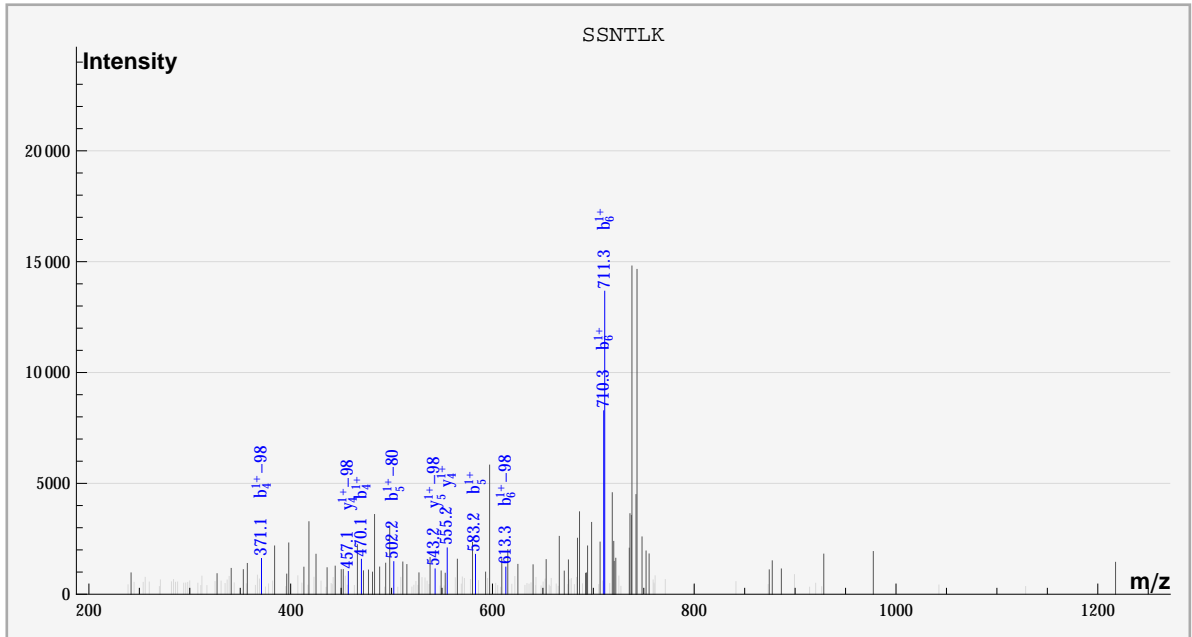
dbValid true GGESFR PHOS(1) 1. 731. 1.27122 5.4238 100. ? 2046.
 S_Acido_new%gi|68567565|gb|AAY80494.1| GGESFR%:::PHOS:::sample_0%compd_725



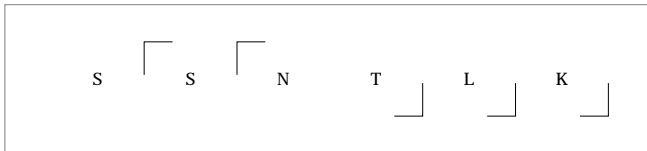
	#	b	b*	#	y	y*	P	P*
G	1							✓
G	2			5				
E	3			4	✓			
S	4			3	✓			
F	5	✓	✓	2	✓			
R	6		✓	1				



dbValid true SSNTLK PHOS(1) 1. 731. -1.68216 4.99479 100. ? 2466.
 S_Acido_new%gi|68566672|gb|AAY79601.1| SSNTLK%::::PHOS:::sample_2%compd_1045

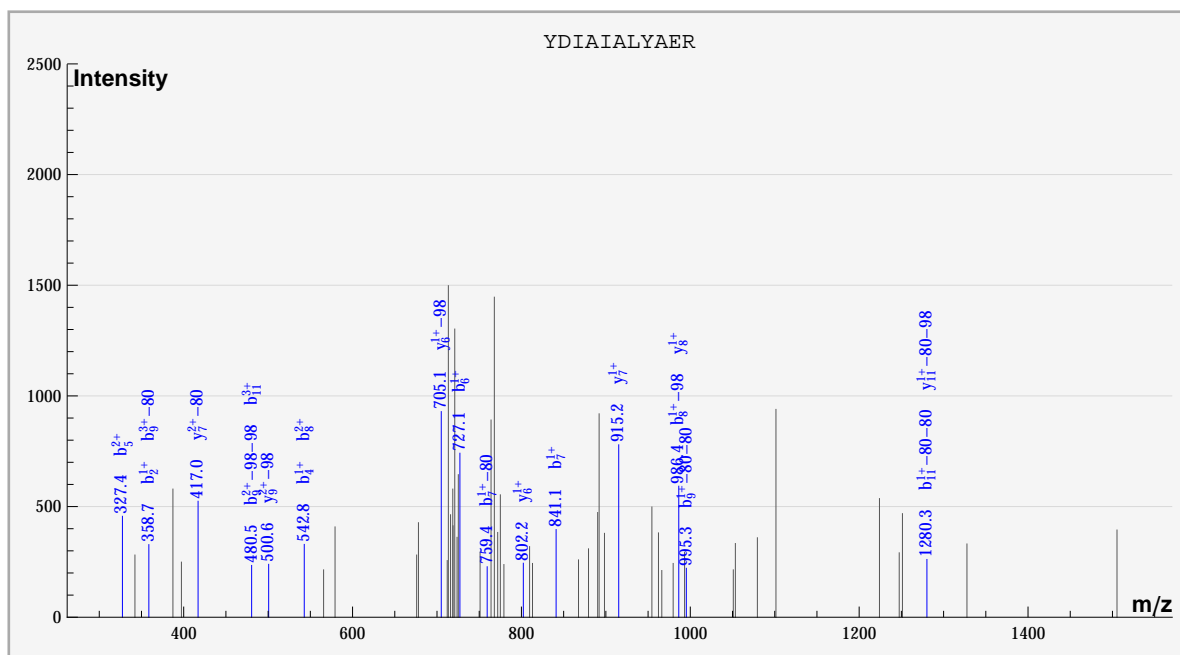


	#	b	b*	#	y	y*	P	P*
S	1							
S	2			5		✓		
N	3			4	✓	✓		
T	4	✓	✓	3				
L	5	✓	✓	2				
K	6	✓	✓	1				



dbValid true YDIAIALYAER PHOS(2) 2. 731. -1.69073 5.13232 100. ? 2928.

S_Acido_new%gi|68568419|gb|AA81348.1| YDIAIALYAER%:PHOS:::PHOS:::sample_2%compd_1415

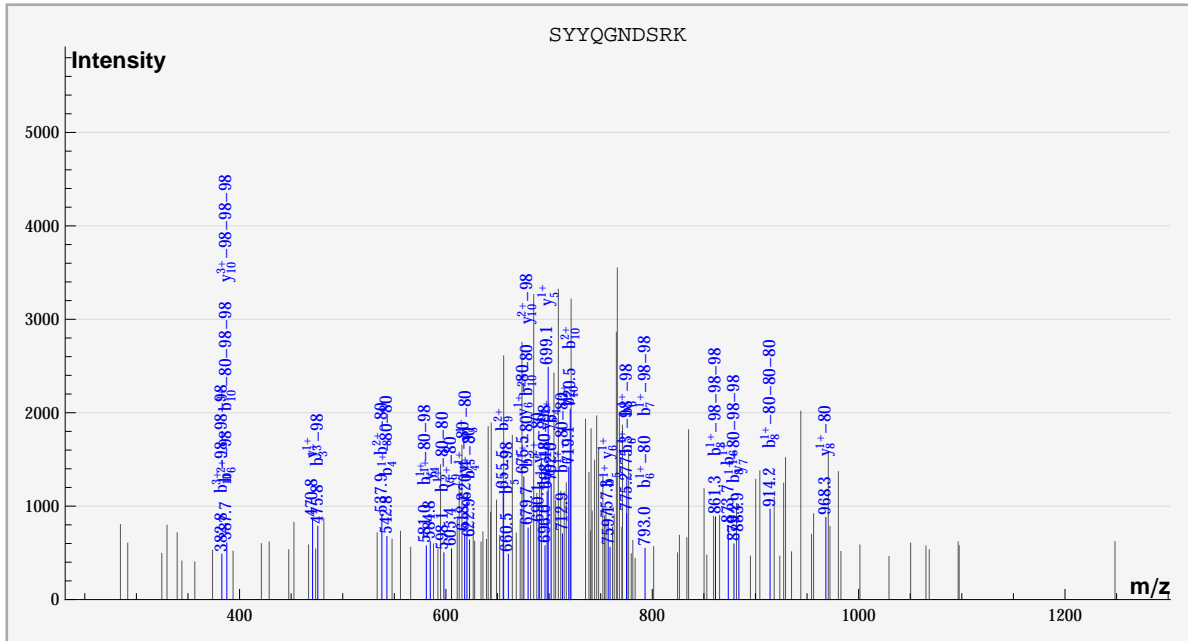


	#	b	b*	#	y	y*	P	P*
Y	1							✓
D	2	✓		10				
I	3			9		✓		
A	4	✓		8	✓			
I	5	✓		7	✓	✓		
A	6	✓		6	✓	✓		
L	7	✓	✓	5				
Y	8	✓	✓	4				
A	9		✓	3				
E	10			2				
R	11	✓	✓	1				

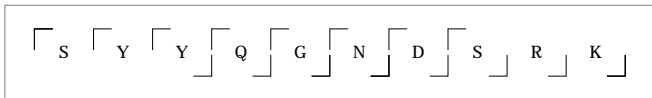
Y D I A I A L Y A E R

dbValid true SYIQGNDNRK PHOS(3) 2. 731. -1.76963 5.15584 100. ? 3036.

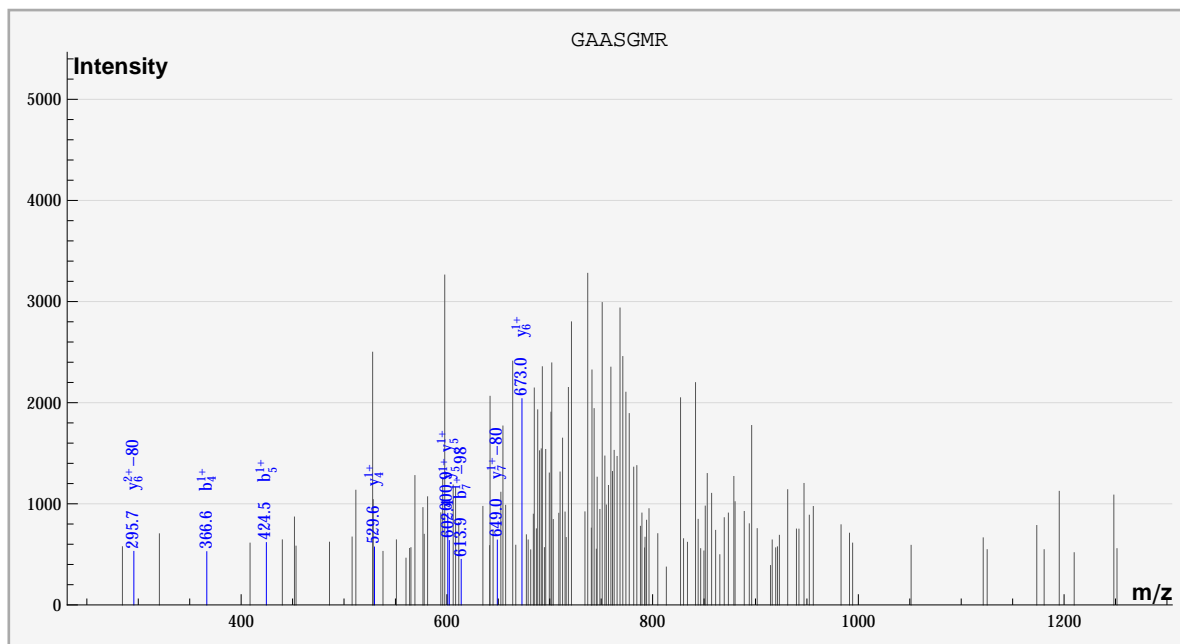
S_Acido_new%gi|68567205|gb|AAV80134.1| SYIQGNDNRK%:PHOS:PHOS:::PHOS:::sample_0%cmpd_1632



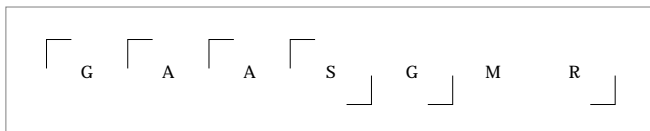
	#	b	b*	#	y	y*	P	P*
S	1							✓
Y	2			9		✓		
Y	3		✓	8		✓		
Q	4	✓	✓	7	✓			
G	5	✓	✓	6	✓	✓		
N	6	✓	✓	5	✓	✓		
D	7		✓	4	✓			
S	8		✓	3	✓			
R	9	✓		2				
K	10	✓	✓	1				



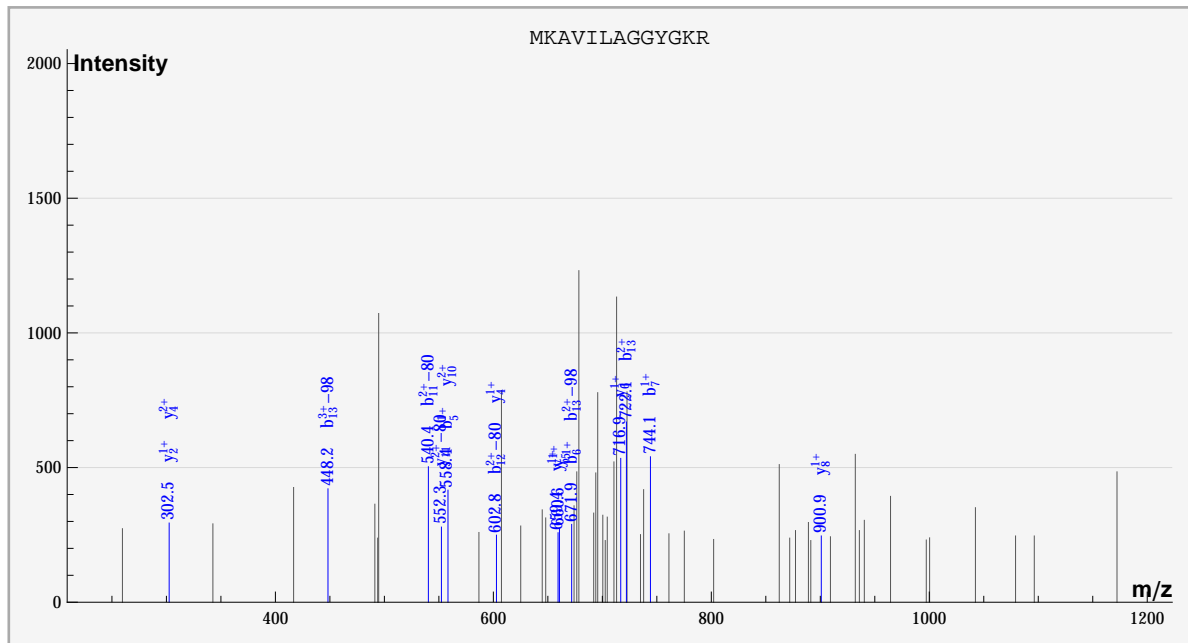
dbValid true GAASGMR PHOS(1) 1. 731. -1.72508 5.27435 100. ? 3486.
 S_Acido_new%gi|68568331|gb|AAY81260.1|S_Acido_new%gi|68568476|gb|AAY81405.1|
 GAASGMR%::::PHOS::::%sample_0%compd_2042



	#	b	b*	#	y	y*	P	P*
G	1							✓
A	2			6	✓	✓		
A	3			5	✓			
S	4	✓		4	✓			
G	5	✓		3				
M	6			2				
R	7		✓	1				



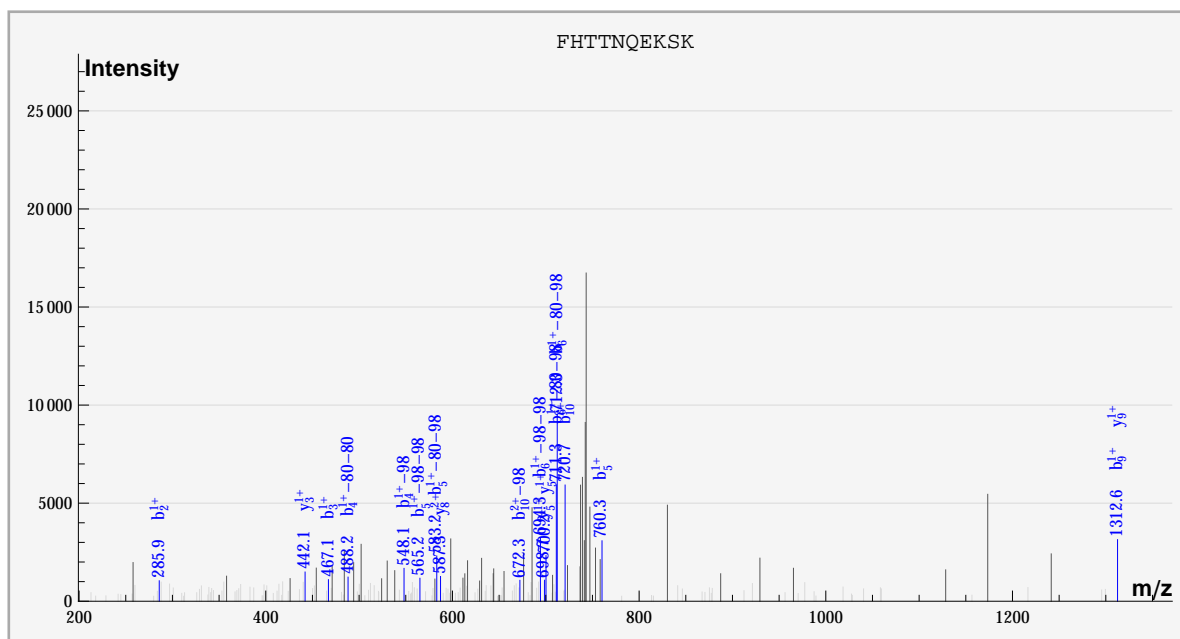
dbValid true MKAVILAGGYGKR Oxidation_M(1),PHOS(1) 2. 732. -1.62184 5.34949 100. ? 1800.
 S_Acido_new%gil68567675|gb|AAY80604.1| MKAVILAGGYGKR%:Oxidation_M:.....PHOS:....%sample_0%compd_505



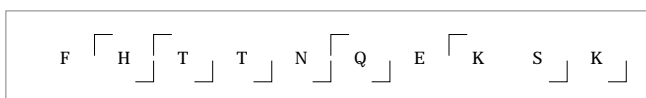
	#	b	b*	#	y	y*	P	P*
M	1							
K	2			12				
A	3			11		✓		
V	4			10	✓			
I	5	✓		9				
L	6	✓		8	✓			
A	7	✓		7				
G	8			6	✓			
G	9			5	✓			
Y	10			4	✓			
G	11		✓	3				
K	12		✓	2		✓		
R	13	✓	✓	1				

M K [A [V I [L [A [G [G [Y G [K [R]]

dbValid true FHTTNQEKSK PHOS(3) 2. 732. -1.74362 5.48285 100. ? 2646.
 S_Acido_new%gi|68568348|gb|AAy81277.1| FHTTNQEKSK%:::PHOS:PHOS:::PHOS::%sample_2%cmpd_1200

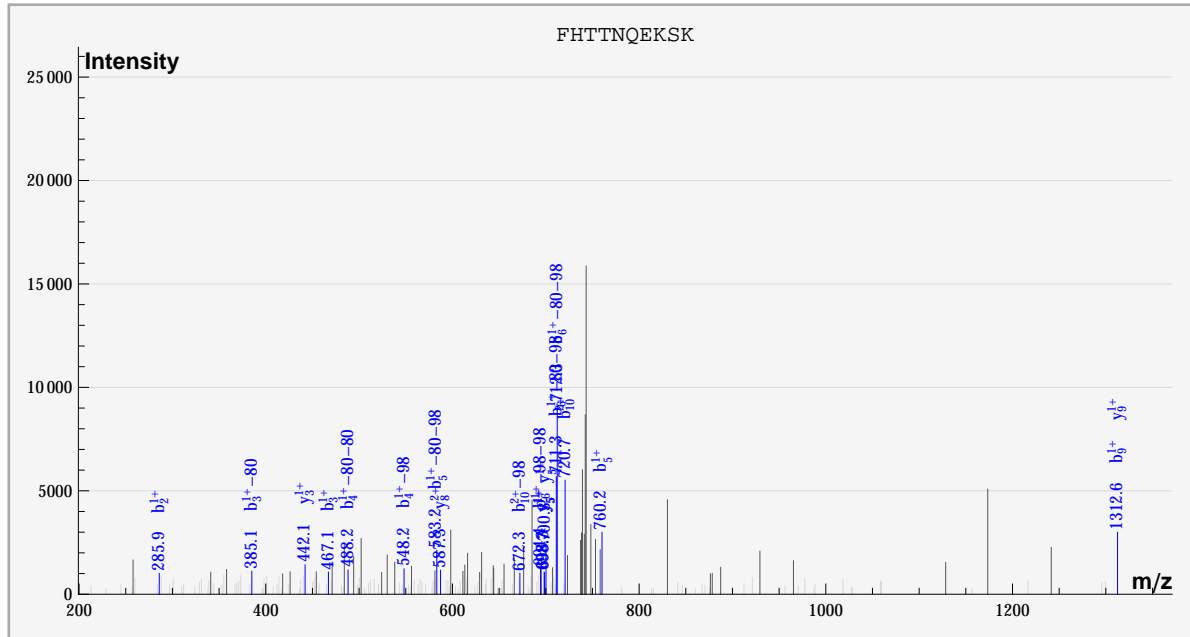


	#	b	b*	#	y	y*	P	P*
F	1							
H	2	✓		9	✓			
T	3	✓		8	✓			
T	4		✓	7				
N	5	✓	✓	6				
Q	6		✓	5	✓			
E	7			4				
K	8			3	✓			
S	9	✓		2				
K	10	✓	✓	1				

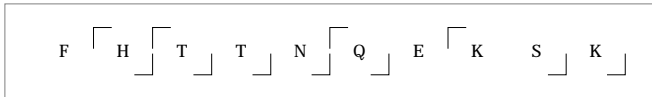


dbValid true FHTTNQEKSK PHOS(3) 2. 732. -1.74362 5.3555 100. ? 2658.

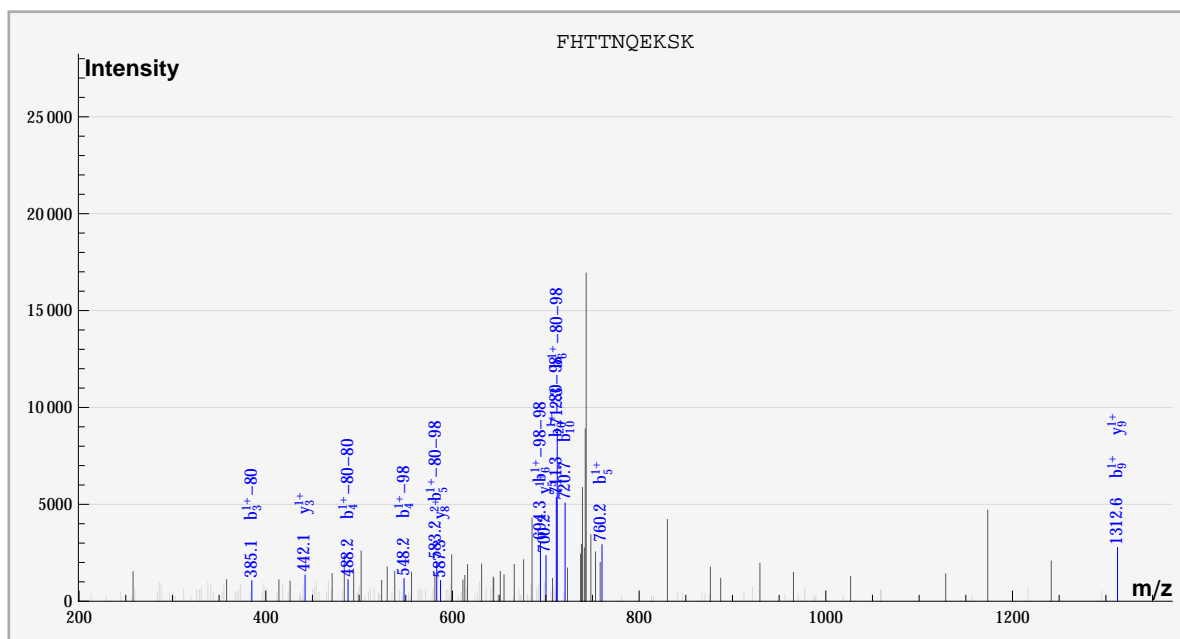
S_Acido_new%gi|68568348|gb|AAy81277.1| FHTTNQEKSK%:::PHOS:PHOS:::PHOS::%sample_2%cmpd_1211



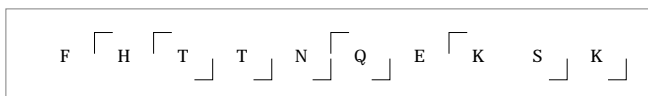
	#	b	b*	#	y	y*	P	P*
F	1							
H	2	✓		9	✓			
T	3	✓	✓	8	✓			
T	4		✓	7				
N	5	✓	✓	6				
Q	6		✓	5	✓			
E	7			4				
K	8			3	✓			
S	9	✓		2				
K	10	✓	✓	1				



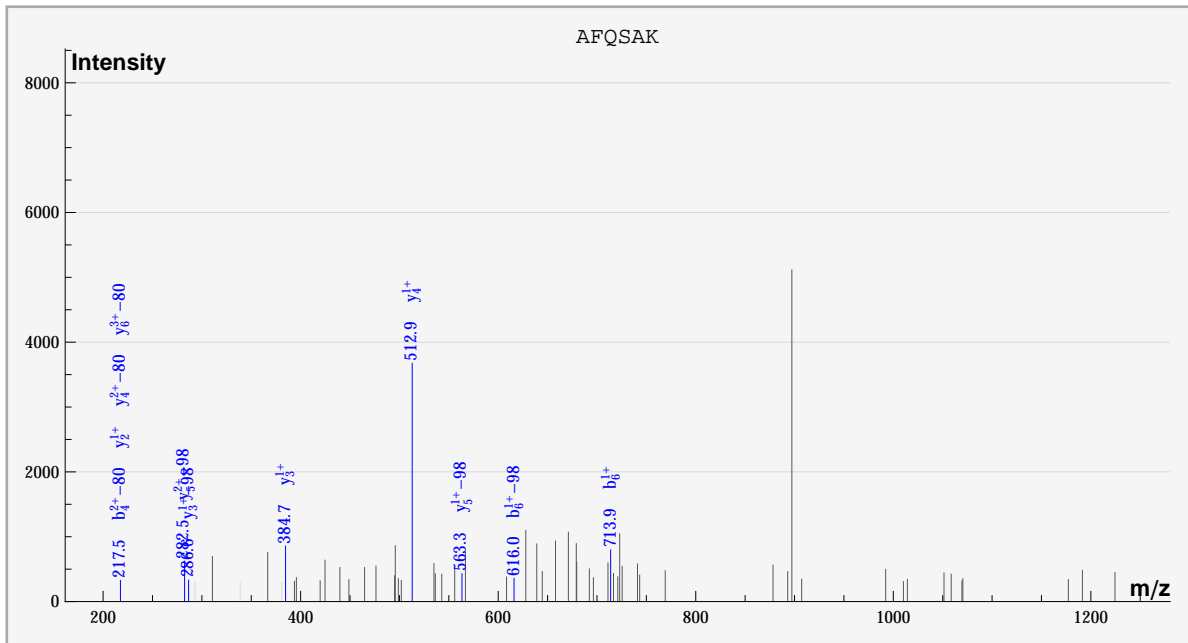
dbValid true FHTTNQEKSK PHOS(3) 2. 732. -1.74362 5.50943 100. ? 2670.
 S_Acido_new%gi|68568348|gb|AA81277.1| FHTTNQEKSK%::PHOS:PHOS:::PHOS::%sample_2%cmpd_1221



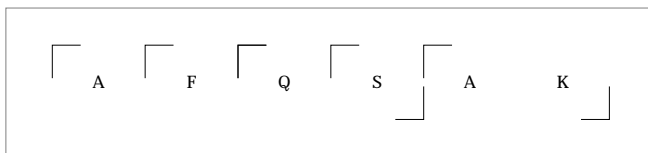
	#	b	b*	#	y	y*	P	P*
F	1							
H	2			9	✓			
T	3	✓		8	✓			
T	4	✓		7				
N	5	✓	✓	6				
Q	6	✓		5	✓			
E	7			4				
K	8			3	✓			
S	9	✓		2				
K	10	✓		1				



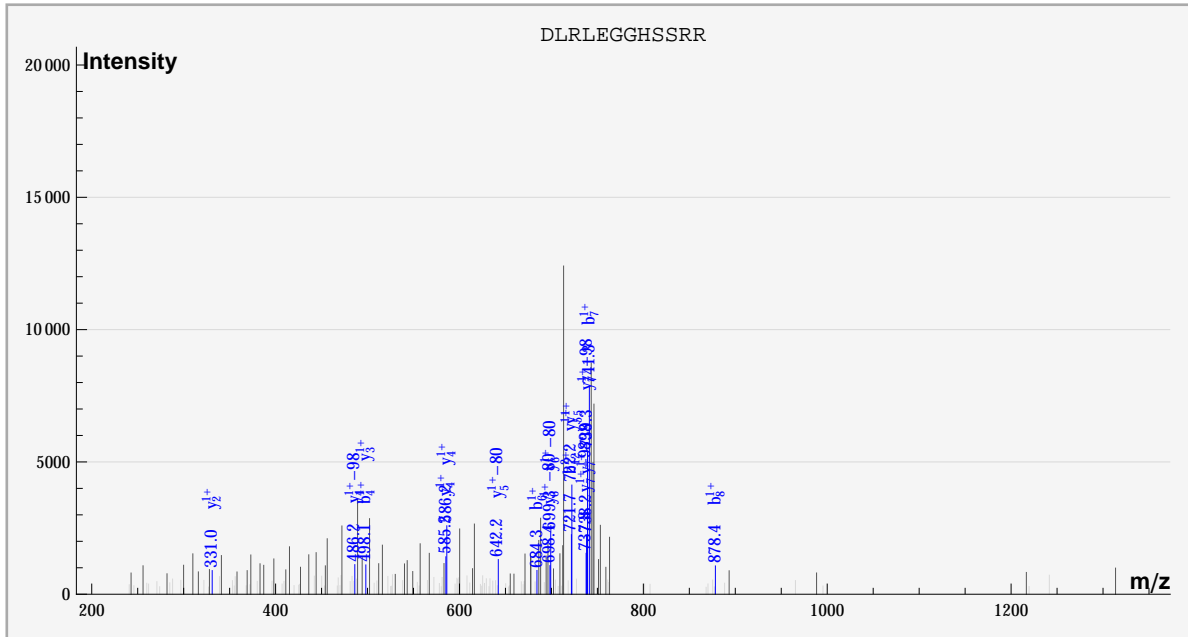
dbValid true AFQSAK PHOS(1) 1. 733. -1.68765 7.12017 100. ? 1788.
 S_Acido_new%gi|68568585|gb|AAY81514.1| AFQSAK%:::PHOS:::sample_0%compd_495



	#	b	b*	#	y	y*	P	P*
A	1							✓
F	2			5		✓		
Q	3			4	✓	✓		
S	4	✓		3	✓	✓		
A	5			2	✓			
K	6	✓	✓	1				



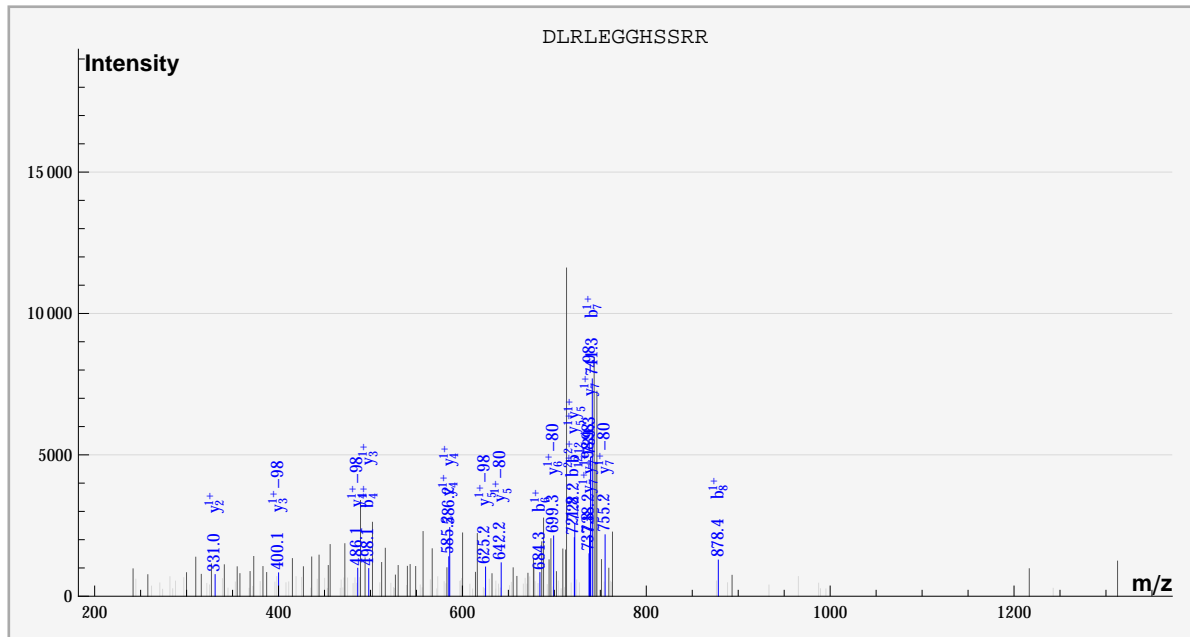
dbValid true DLRLEGGHSSRR PHOS(1) 2. 733. -1.15085 5.78997 100. ? 2430.
 S_Acido_new%gi|68567016|gb|AA79945.1| DLRLEGGHSSRR%:::PHOS:::sample_2%compd_1017



	#	b	b*	#	y	y*	P	P*
D	1							
L	2			11				
R	3			10				
L	4	✓		9				
E	5			8				
G	6	✓		7		✓		
G	7	✓		6		✓		
H	8	✓		5	✓	✓		
S	9			4	✓	✓		
S	10			3	✓			
R	11			2	✓			
R	12	✓		1				

D L R L E G G H S S R R

dbValid true DLRLEGGHSSRR PHOS(1) 2. 733. -1.15085 5.77207 100. ? 2454.
 S_Acido_new%gi|68567016|gb|AA79945.1| DLRLEGGHSSRR%:::PHOS:::sample_2%compd_1037

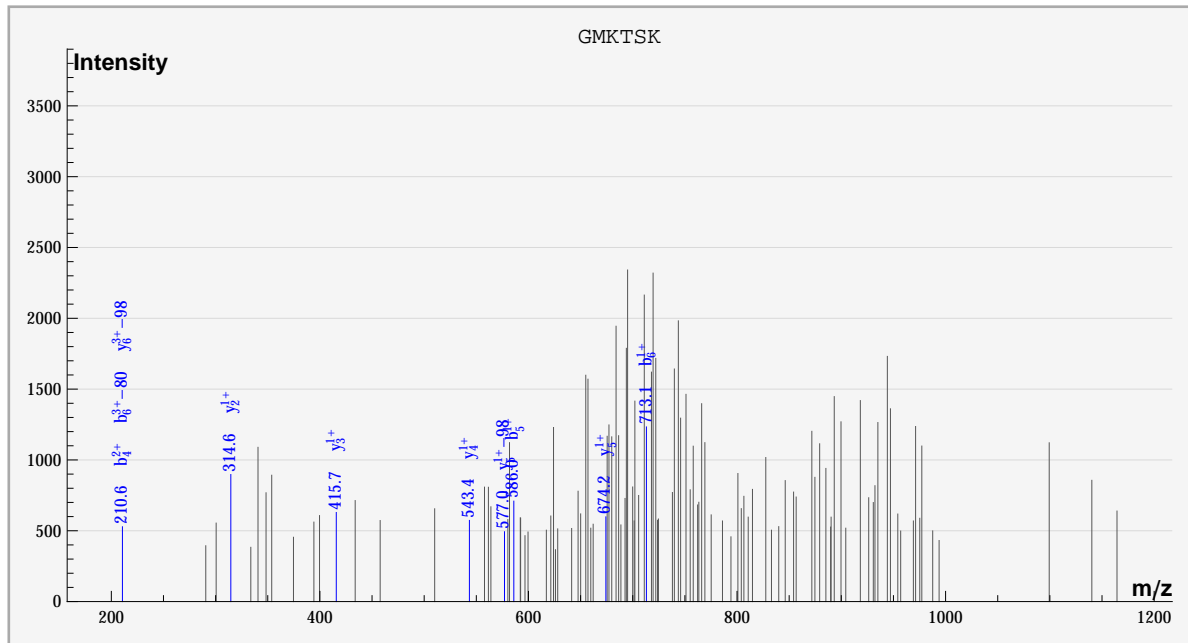


	#	b	b*	#	y	y*	P	P*
D	1							
L	2			11				
R	3			10				
L	4	✓		9				
E	5			8				
G	6	✓		7		✓		
G	7	✓		6		✓		
H	8	✓		5	✓	✓		
S	9			4	✓	✓		
S	10			3	✓	✓		
R	11			2	✓			
R	12	✓		1				

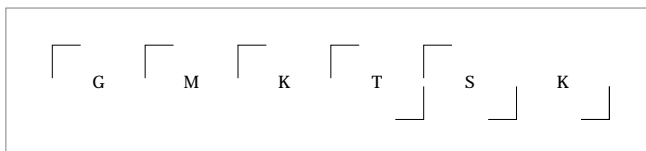
D L R L E G G H S S R R

dbValid true GMKTSK PHOS(1) 1. 733. -1.68427 5.09739 100. ? 2784.

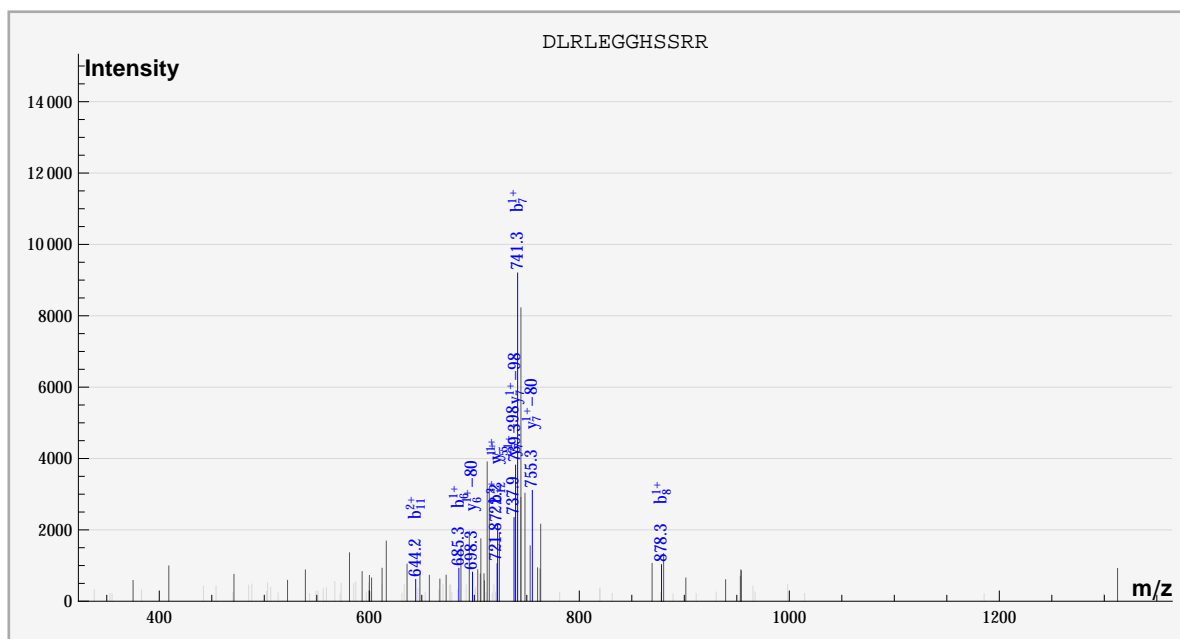
S_Acido_new%gi|68566883|gb|AAY79812.1| GMKTSK%:::::PHOS:::sample_0%compd_1402



	#	b	b*	#	y	y*	P	P*
G	1							✓
M	2			5	✓	✓		
K	3			4	✓			
T	4	✓		3	✓			
S	5	✓		2	✓			
K	6	✓	✓	1				



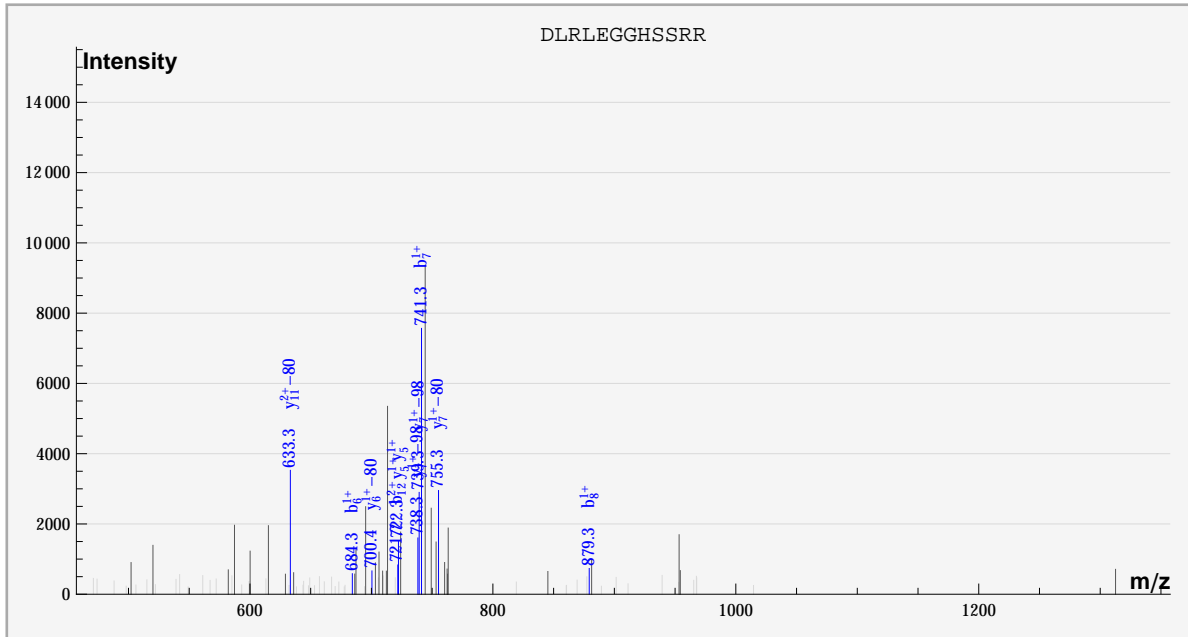
dbValid true DLRLEGGHSSRR PHOS(1) 2. 733. -1.15085 5.07006 100. ? 3030.
 S_Acido_new%gi|68567016|gb|AAY79945.1| DLRLEGGHSSRR%:::PHOS:::sample_2%compd_1528



	#	b	b*	#	y	y*	P	P*
D	1							
L	2			11				
R	3			10				
L	4			9				
E	5			8				
G	6	✓		7		✓		
G	7	✓		6		✓		
H	8	✓		5	✓			
S	9			4				
S	10			3				
R	11	✓		2				
R	12	✓		1				

D L R L E [G] [G] [H] S S R] R]

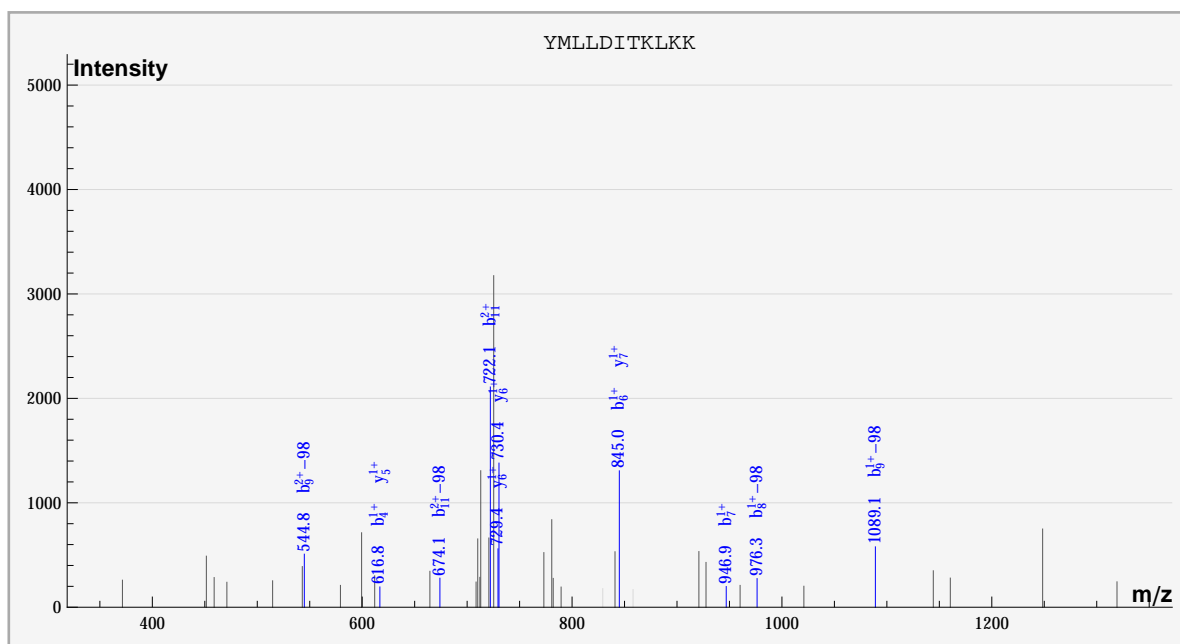
dbValid true DLRLEGGHSSRR PHOS(1) 2. 733. -1.15085 5.46548 100. ? 3120.
 S_Acido_new%gi|68567016|gb|AA79945.1| DLRLEGGHSSRR%:::PHOS:::sample_2%compd_1599



	#	b	b*	#	y	y*	P	P*
D	1							
L	2			11		✓		
R	3			10				
L	4			9				
E	5			8				
G	6	✓		7		✓		
G	7	✓		6		✓		
H	8	✓		5	✓			
S	9			4				
S	10			3				
R	11			2				
R	12	✓		1				

D [L R L E [G [G [H] S S R R]

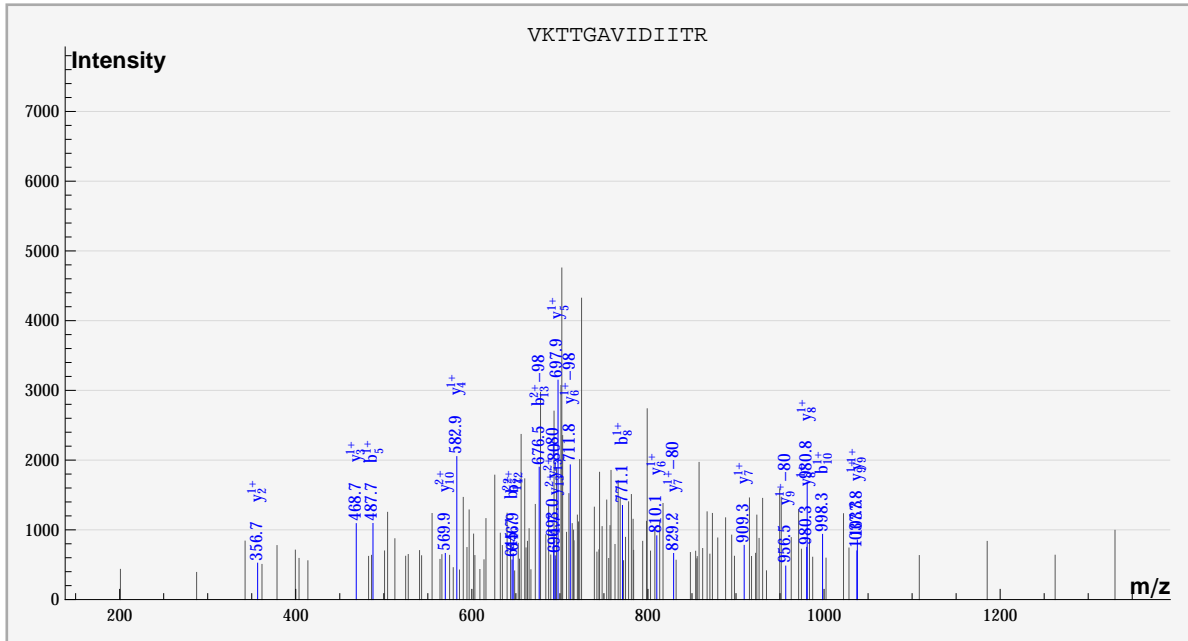
dbValid true YMLLDITKLLK Oxidation_M(1),PHOS(1) 2. 733. -1.60705 5.1329 100. ? 3192.
 S_Acido_new%gil68567207|gb|AAY80136.1| YMLLDITKLLK%:PHOS:Oxidation_M:.....:sample_2%cmpd_1643



	#	b	b*	#	y	y*	P	P*
Y	1							
M	2			10				
L	3			9				
L	4	✓		8				
D	5			7	✓			
I	6	✓		6	✓			
T	7	✓		5	✓			
K	8		✓	4				
L	9		✓	3				
K	10			2				
K	11	✓	✓	1				

Y M L L D I T K L K K

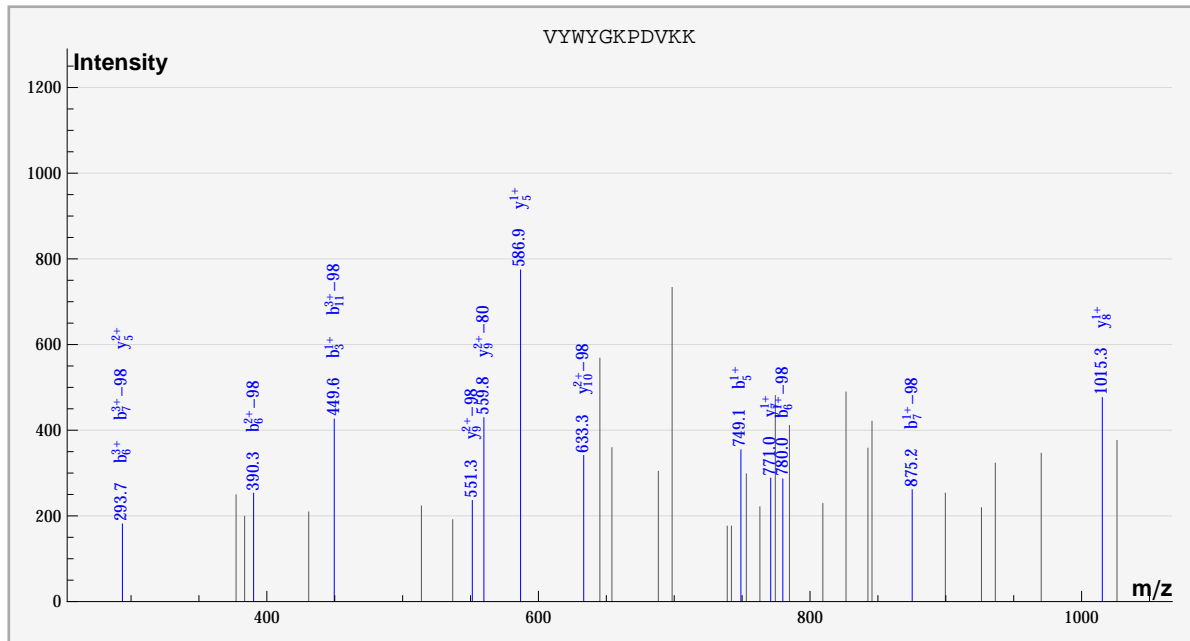
dbValid true VKTTGAVIDIITR PHOS(1) 2. 733. 0.902527 5.11439 100. ? 3354.
 S_Acido_new%gi|68568580|gb|AAy81509.1| VKTTGAVIDIITR%:.....PHOS::%sample_0%cmpd_1923



	#	b	b*	#	y	y*	P	P*
V	1							✓
K	2			12				
T	3			11				
T	4			10	✓			
G	5	✓		9	✓	✓		
A	6			8	✓			
V	7			7	✓	✓		
I	8	✓		6	✓	✓		
D	9			5	✓			
I	10	✓		4	✓			
I	11			3	✓			
T	12	✓		2	✓			
R	13		✓	1				

V K T T T G A V I D I I T R

dbValid true VYWYGKPDVKK PHOS(1) 2. 733. -1.13987 5.5202 100. ? 5238.
 S_Acido_new%gi|68567609|gb|AAI80538.1| VYWYGKPDVKK%::::PHOS:::::sample_0%compd_3626

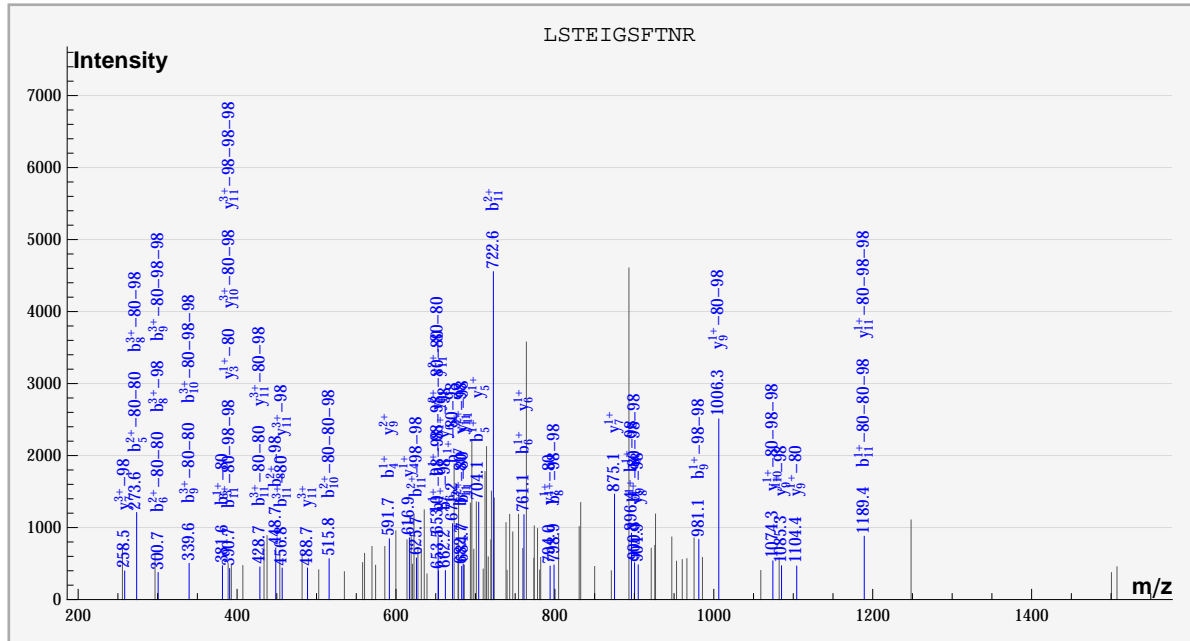


	#	b	b*	#	y	y*	P	P*
V	1							
Y	2			10		✓		
W	3	✓		9		✓		
Y	4			8	✓			
G	5	✓		7	✓			
K	6	✓	✓	6				
P	7		✓	5	✓			
D	8			4				
V	9			3				
K	10			2				
K	11		✓	1				

V Y W Y G K P D V K K

dbValid true LSTEIGSFTNR PHOS(3) 2. 734. -1.23596 5.42963 100. ? 2382.

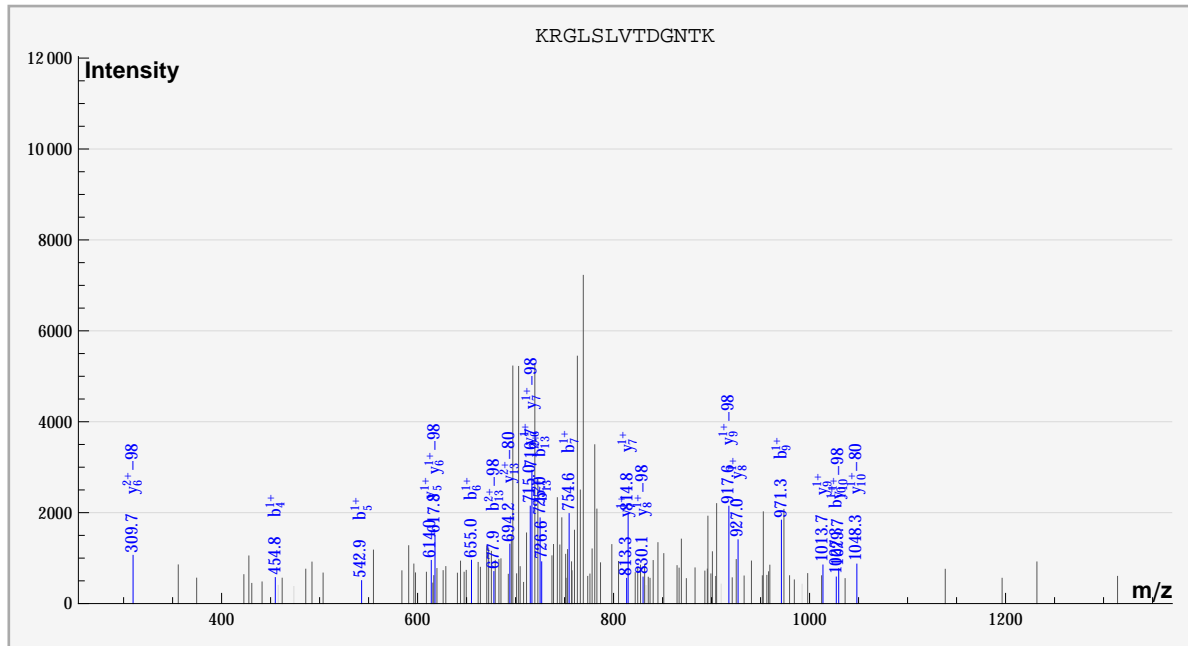
S_Acido_new%gii68568244|gb|AAY81173.1| LSTEIGSFTNR%::PHOS:PHOS:::PHOS:::sample_0%cmpd_1037



	#	b	b*	#	y	y*	P	P*
L	1						✓	✓
S	2			10		✓		
T	3		✓	9	✓	✓		
E	4	✓		8		✓		
I	5	✓	✓	7	✓	✓		
G	6	✓	✓	6	✓	✓		
S	7		✓	5	✓			
F	8		✓	4	✓			
T	9		✓	3		✓		
N	10		✓	2				
R	11	✓	✓	1				

L S T E I G S F T N R

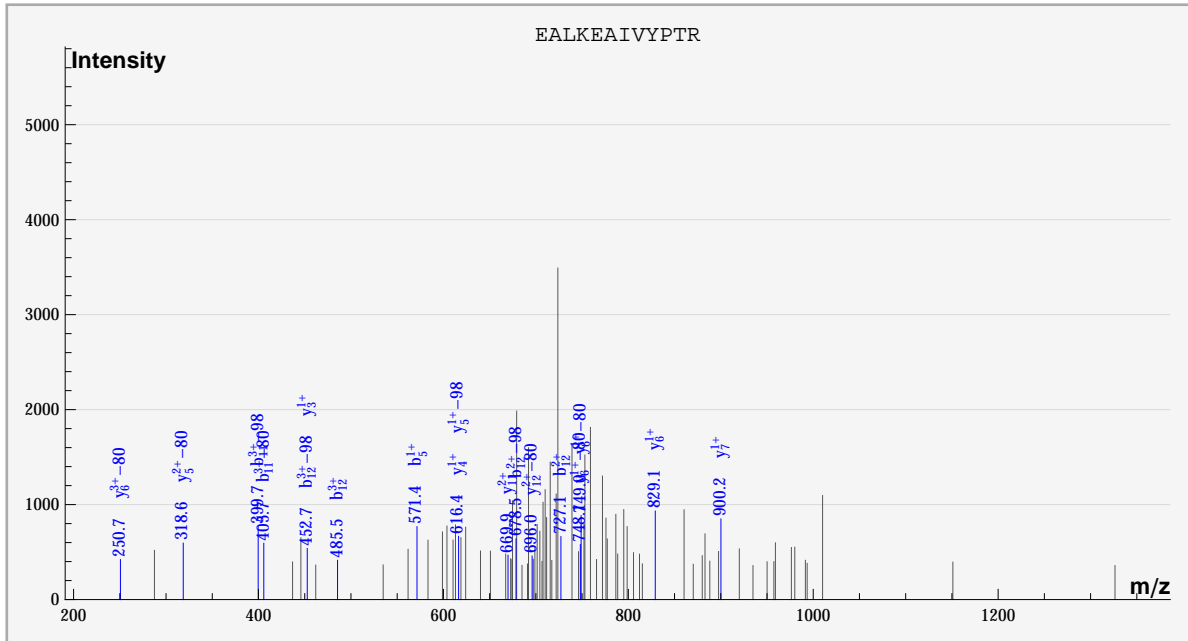
dbValid true KRGLSLVTDGNTK PHOS(1) 2. 734. 0.879587 5.01447 100. ? 3552.
 S_Acido_new%gi|68566826|gb|AA79755.1| KRGLSLVTDGNTK%:::PHOS::%sample_0%compd_2100



	#	b	b*	#	y	y*	P	P*
K	1							✓
R	2			12				
G	3			11				
L	4	✓		10		✓		
S	5	✓		9	✓	✓		
L	6	✓		8	✓	✓		
V	7	✓		7	✓	✓		
T	8			6	✓	✓		
D	9	✓		5	✓			
G	10	✓		4				
N	11			3				
T	12			2				
K	13	✓	✓	1				

[K R G [L] S] L] V] T [D] G] N T K]

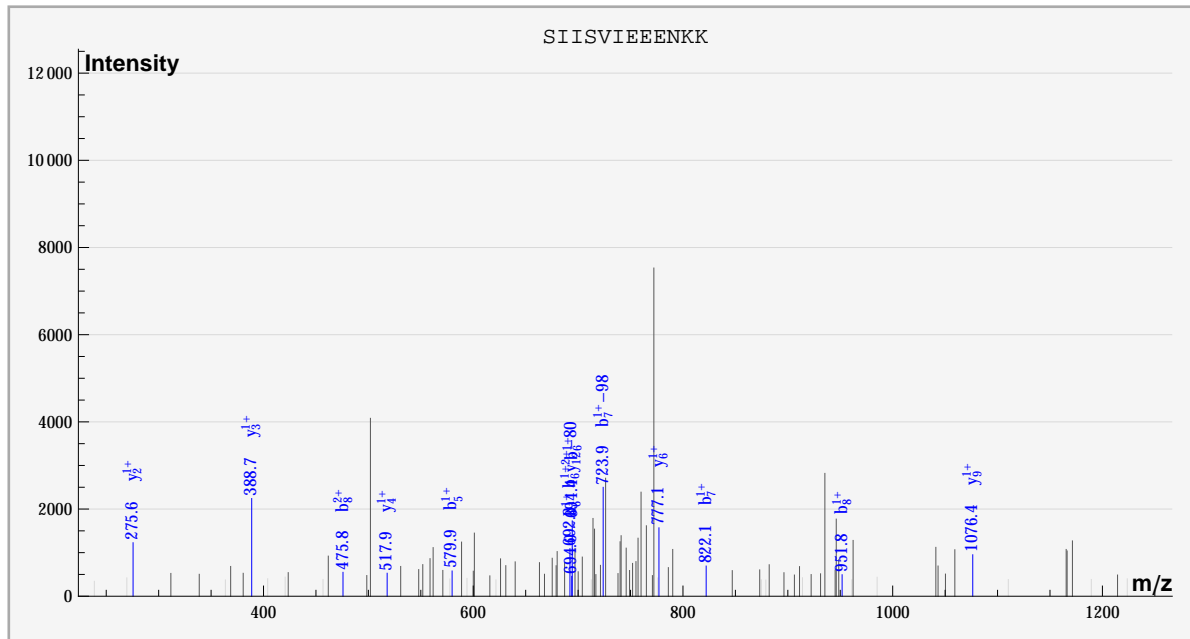
dbValid true EALKEAIVPTR PHOS(1) 2. 735. 0.373602 5.21988 100. ? 2274.
 S_Acido_new%gi|68567777|gb|AAy80706.1| EALKEAIVPTR%:::PHOS::%sample_0%compd_939



	#	b	b*	#	y	y*	P	P*
E	1							✓
A	2			11	✓			
L	3			10				
K	4			9				
E	5	✓		8				
A	6			7	✓			
I	7			6	✓	✓		
V	8			5		✓		
Y	9			4	✓			
P	10			3	✓			
T	11		✓	2				
R	12	✓	✓	1				

E A L K E A I V Y P T R

dbValid true SIVSVEEENKK PHOS(1) 2. 735. -0.131648 5.39626 100. ? 2310.
 S_Acido_new%gi|68568168|gb|AA81097.1| SIVSVEEENKK%:PHOS:.....%sample_0%cmpd_972

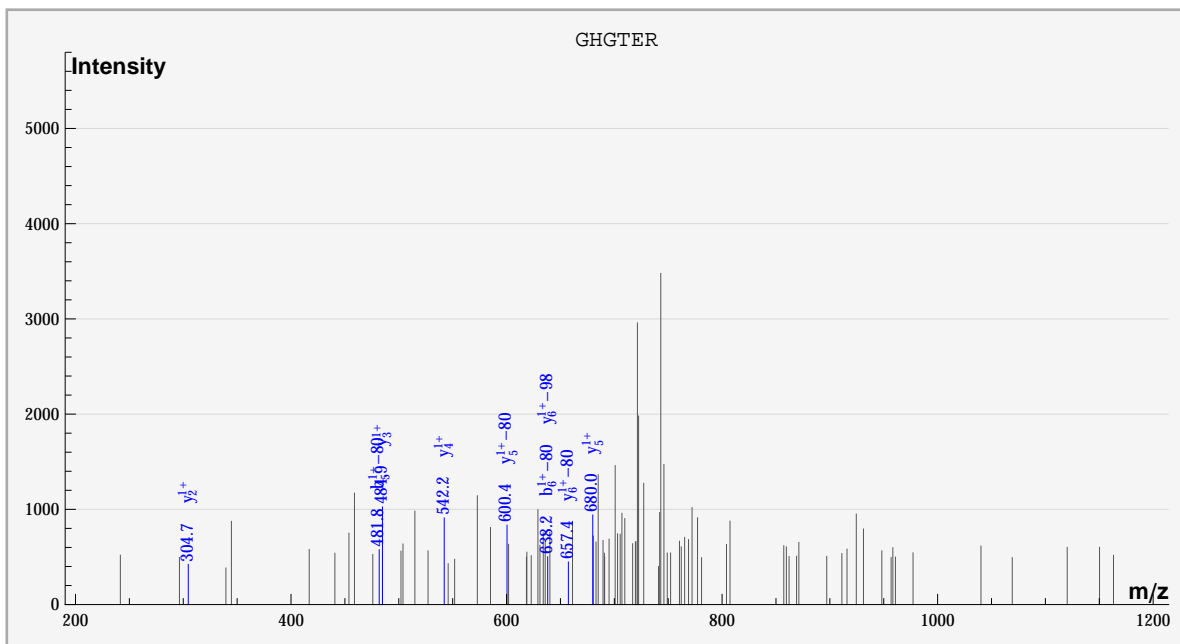


	#	b	b*	#	y	y*	P	P*
S	1							✓
I	2			11				
I	3			10				
S	4			9	✓			
V	5	✓		8				
I	6	✓		7				
E	7	✓	✓	6	✓			
E	8	✓		5				
E	9			4	✓			
N	10			3	✓			
K	11			2	✓			
K	12			1				

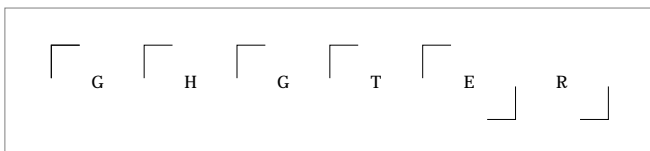
S I I S V I E E E N K K

dbValid true GHGTER PHOS(1) 1. 735. 1.27737 5.17989 100. ? 2436.

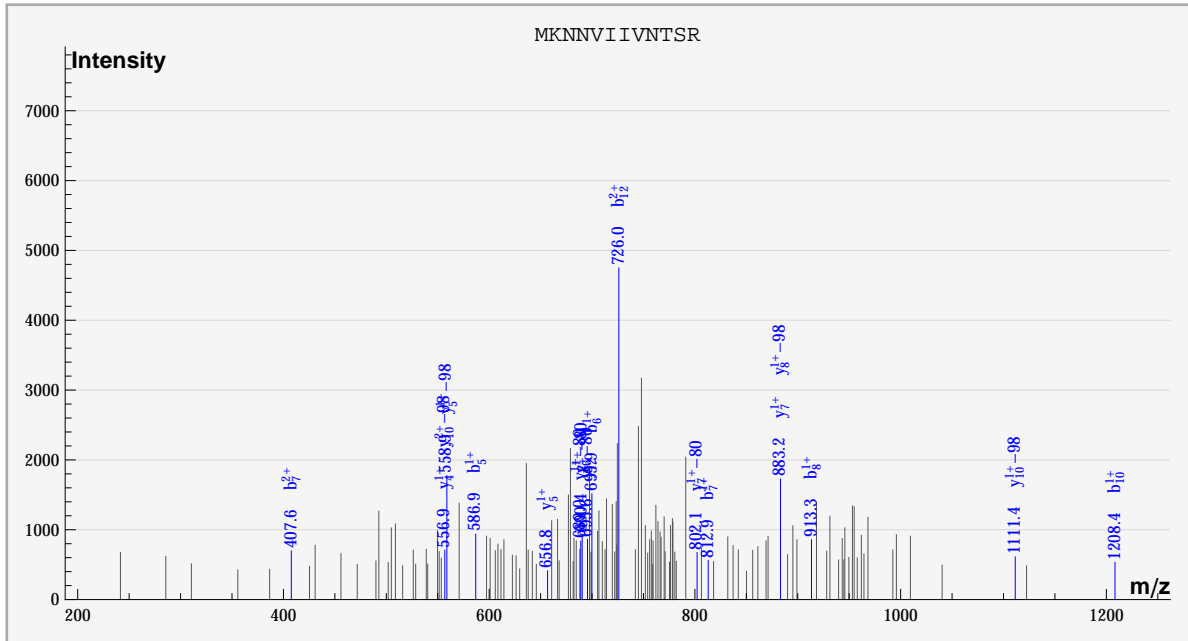
S_Acido_new%gi|68567981|gb|AAY80910.1| GHGTER%:::PHOS:::sample_0%compd_1082



	#	b	b*	#	y	y*	P	P*
G	1							✓
H	2			5	✓	✓		
G	3			4	✓			
T	4			3	✓			
E	5	✓		2	✓			
R	6	✓		1				



dbValid true MKNNVIIVNTSR PHOS(1) 2. 736. -1.12928 4.96858 100. ? 2880.
 S_Acido_new%gi|68567773|gb|AAY80702.1| MKNNVIIVNTSR%::::::::::PHOS:::%sample_0%compd_1493

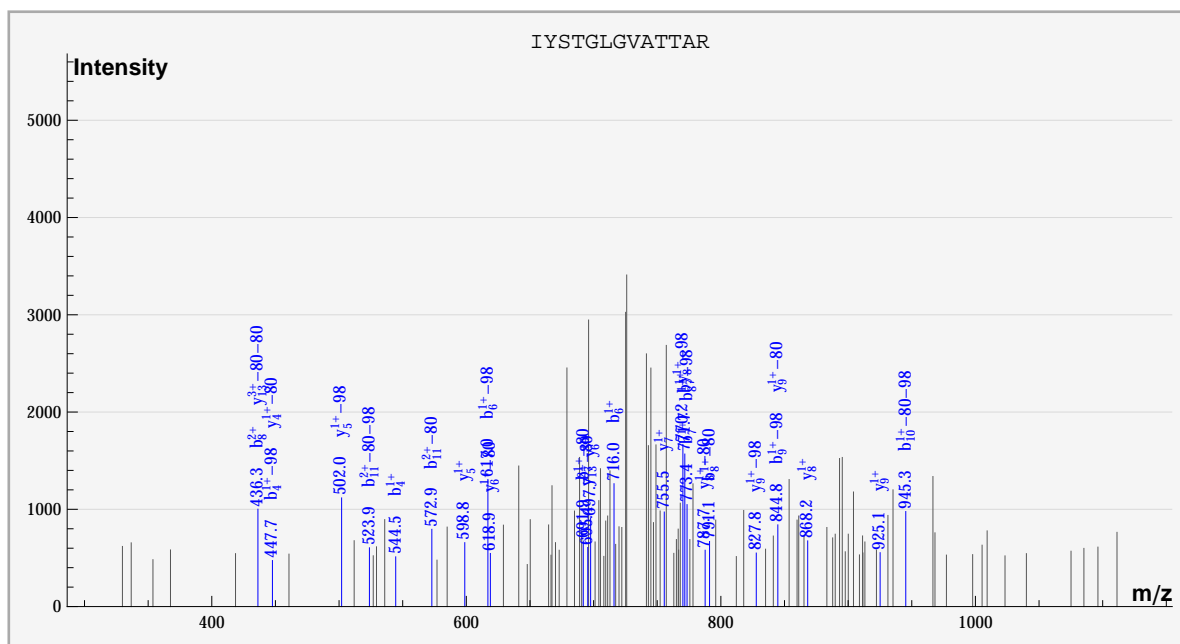


	#	b	b*	#	y	y*	P	P*
M	1							✓
K	2			11				
N	3			10		✓		
N	4			9				
V	5	✓		8		✓		
I	6	✓		7	✓	✓		
I	7	✓		6		✓		
V	8	✓		5	✓	✓		
N	9			4	✓			
T	10	✓		3				
S	11			2				
R	12	✓		1				

┌ M K ┌ N N ┌ V ┌ I ┌ I ┌ V ┌ N T ┌ S R ┌

dbValid true IYSTGLGVATTAR PHOS(2) 2. 736. -0.674543 5.54833 100. ? 2994.

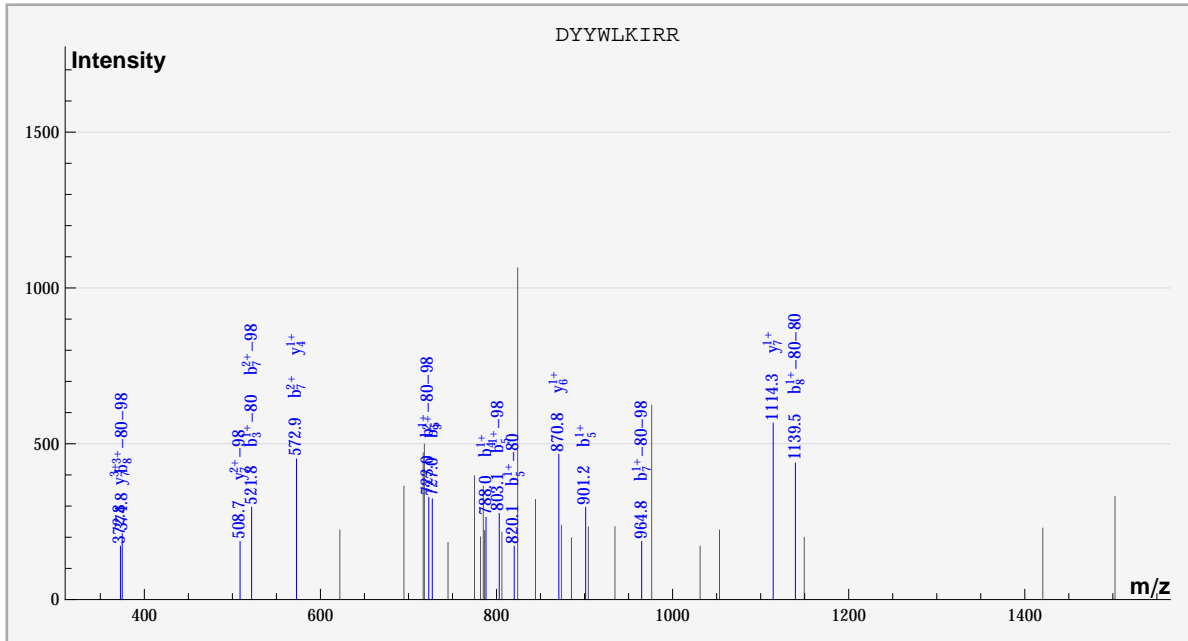
S_Acido_new%gi|68566647|gb|AA79576.1| IYSTGLGVATTAR%::PHOS:::PHOS:::sample_0%compd_1593



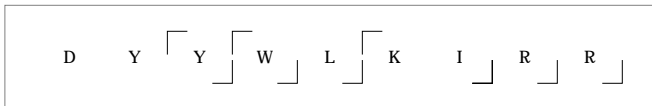
	#	b	b*	#	y	y*	P	P*
I	1							✓
Y	2			12				
S	3			11				
T	4	✓	✓	10				
G	5			9	✓	✓		
L	6	✓	✓	8	✓	✓		
G	7	✓	✓	7	✓			
V	8	✓	✓	6	✓	✓		
A	9		✓	5	✓	✓		
T	10		✓	4		✓		
T	11		✓	3				
A	12			2				
R	13			1				

I Y S T G L G V A T T A R

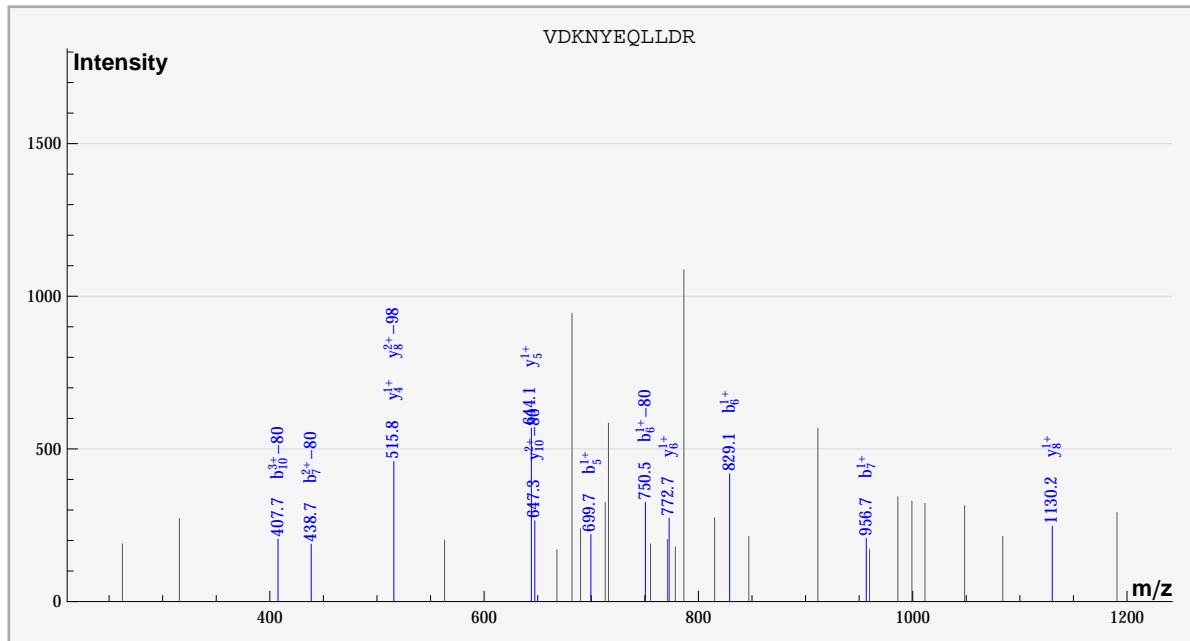
dbValid true DYYWLKIRR PHOS(2) 2. 736. 0.827972 5.13821 100. ? 4290.
 S_Acido_new%gi|68567630|gb|AA80559.1| DYYWLKIRR%::PHOS:PHOS:.....%sample_0%cmpd_2777



	#	b	b*	#	y	y*	P	P*
D	1							
Y	2			8				
Y	3		✓	7	✓	✓		
W	4	✓		6	✓			
L	5	✓	✓	5				
K	6			4	✓			
I	7	✓	✓	3				
R	8		✓	2				
R	9	✓		1				



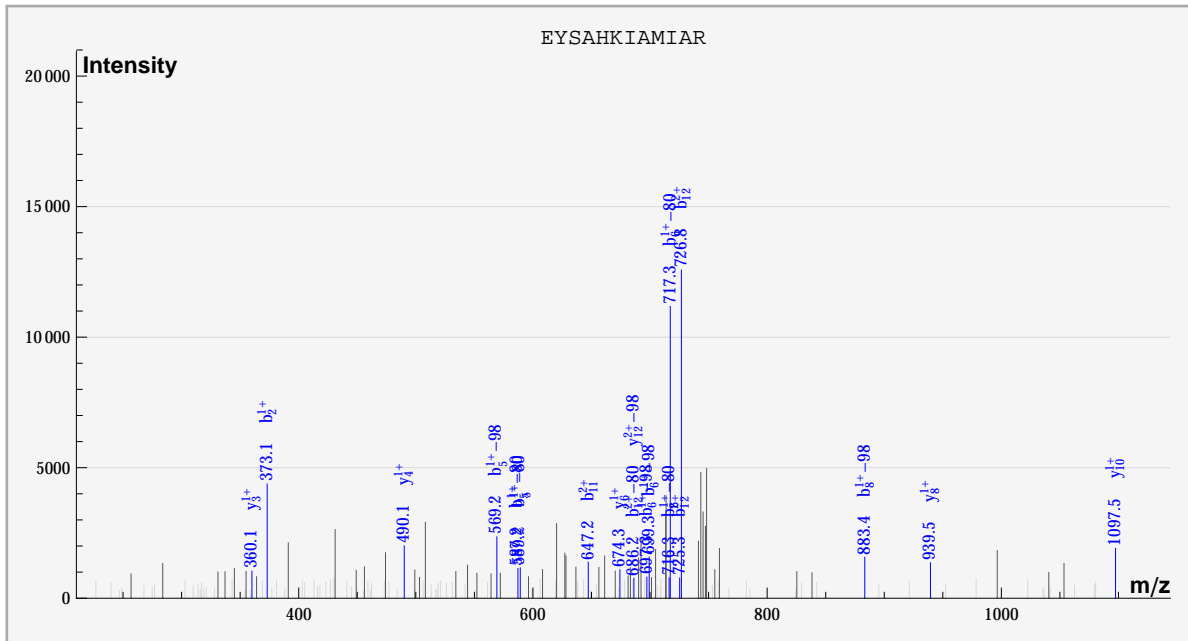
dbValid true VDKNYEQLLDR PHOS(1) 2. 736. 0.842672 5.78668 100. ? 5262.
 S_Acido_new%gi|68567394|gb|AA80323.1| VDKNYEQLLDR%::::PHOS:::::%sample_0%compd_3650



	#	b	b*	#	y	y*	P	P*
V	1							
D	2			10		✓		
K	3			9				
N	4			8	✓	✓		
Y	5	✓		7				
E	6	✓	✓	6	✓			
Q	7	✓	✓	5	✓			
L	8			4	✓			
L	9			3				
D	10		✓	2				
R	11			1				

V [D K [N Y] E] Q] L L D] R

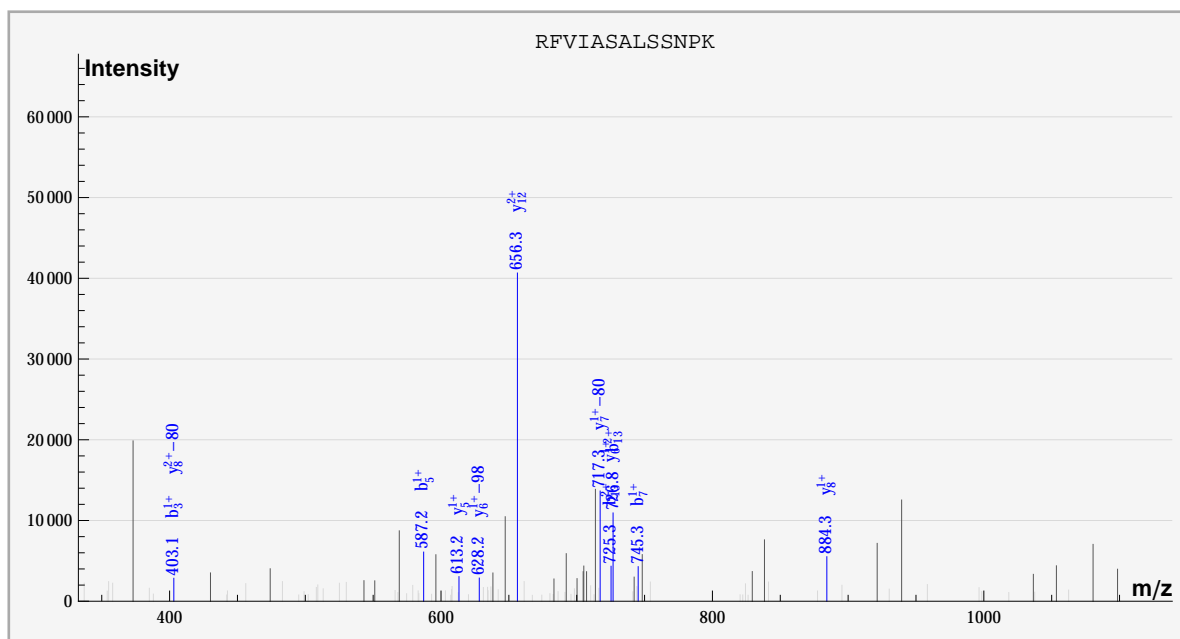
dbValid true EYSAHKIAMIAIR PHOS(1) 2. 737. -1.64785 5.19943 100. ? 1656.
 S_Acido_new%gi|68567400|gb|AAy80329.1| EYSAHKIAMIAIR%::PHOS:::.....%sample_2%cmpd_352



	#	b	b*	#	y	y*	P	P*
E	1							✓
Y	2	✓		11				
S	3			10	✓			
A	4			9				
H	5		✓	8	✓			
K	6		✓	7				
I	7			6	✓			
A	8		✓	5				
M	9			4	✓			
I	10			3	✓			
A	11	✓		2				
R	12	✓	✓	1				

[E Y] S A [H] K [I] A [M] I A [R]

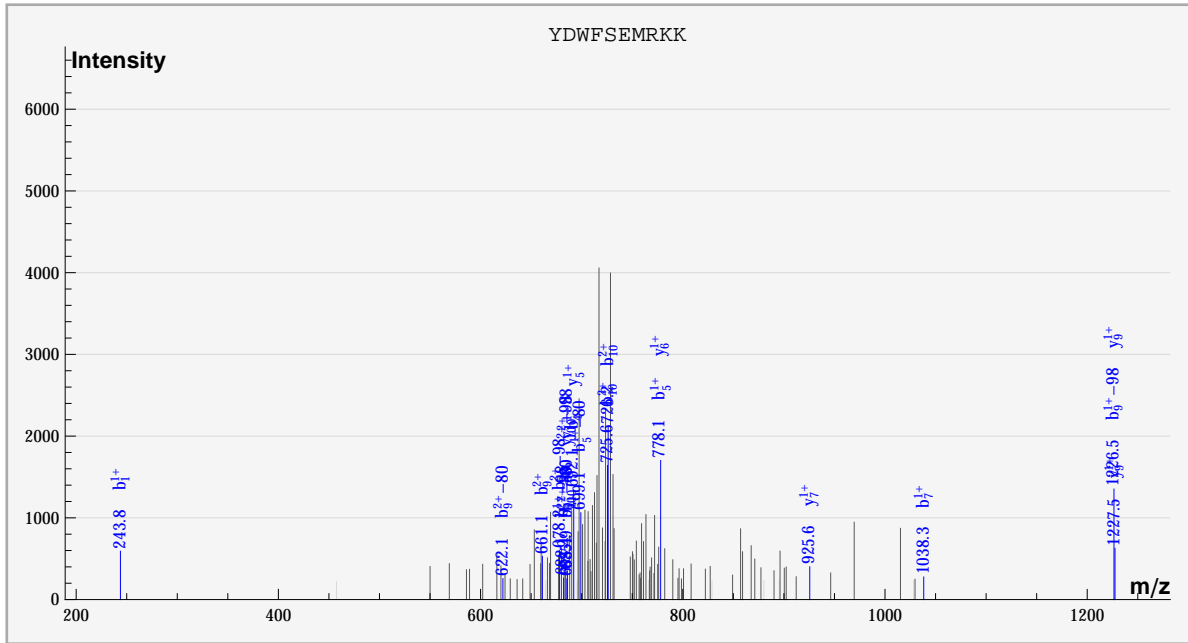
dbValid true RFVIASALSSNPK PHOS(1) 2. 737. -1.62078 5.09476 100. ? 1794.
 S_Acido_new%gi68567316|gb|AAY80245.1| RFVIASALSSNPK%:::PHOS:::sample_2%compd_474



	#	b	b*	#	y	y*	P	P*
R	1							
F	2			12	✓			
V	3	✓		11				
I	4			10				
A	5	✓		9				
S	6			8	✓	✓		
A	7	✓		7		✓		
L	8			6	✓	✓		
S	9			5	✓			
S	10			4				
N	11			3				
P	12			2				
K	13	✓		1				

R [F V] I A [S [A [L [S S N P K]]]]

dbValid true YDWFSEMRKK PHOS(1) 2. 737. -1.68222 5.06454 100. ? 2214.
 S_Acido_new%gi|68568446|gb|AAY81375.1| YDWFSEMRKK%:PHOS:.....:sample_3%compd_824

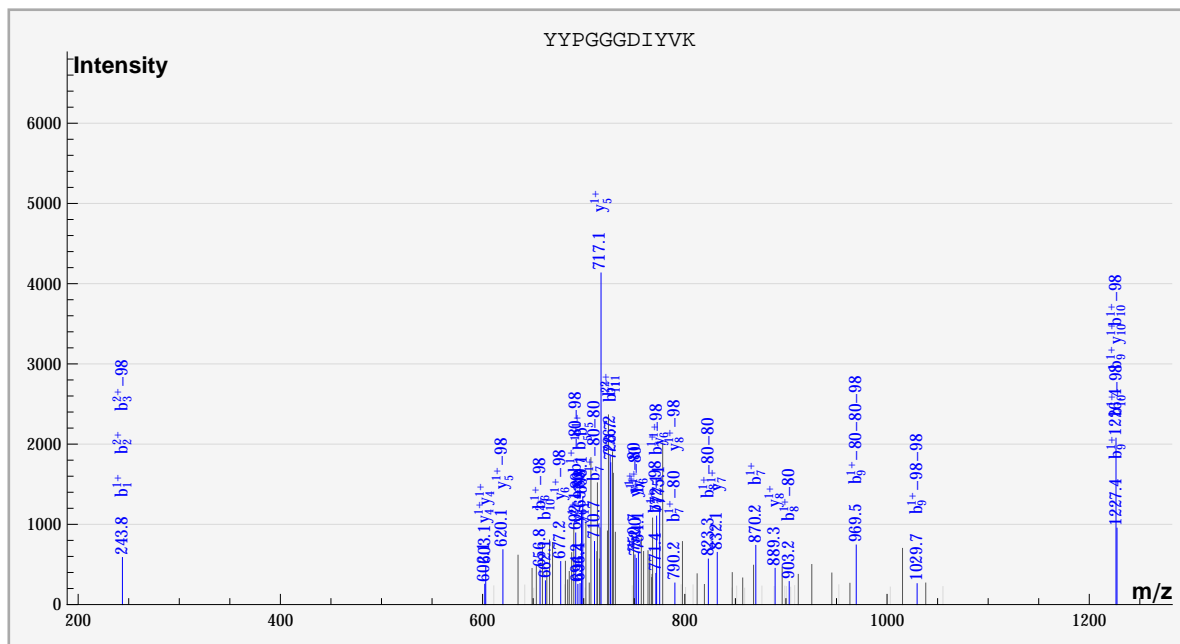


	#	b	b*	#	y	y*	P	P*
Y	1	✓						✓
D	2			9	✓			
W	3			8				
F	4	✓		7	✓			
S	5	✓	✓	6	✓			
E	6			5	✓			
M	7	✓		4				
R	8			3				
K	9	✓	✓	2				
K	10	✓	✓	1				

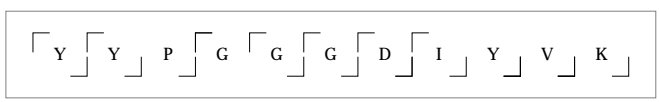


dbValid true YYPGGGDIYVK PHOS(3) 2. 737. -0.747233 5.20663 100. ? 2286.

S_Acido_new%gil68566641|gb|AA79570.1| YYPGGGDIYVK%:PHOS:PHOS:.....PHOS:::sample_3%compd_885

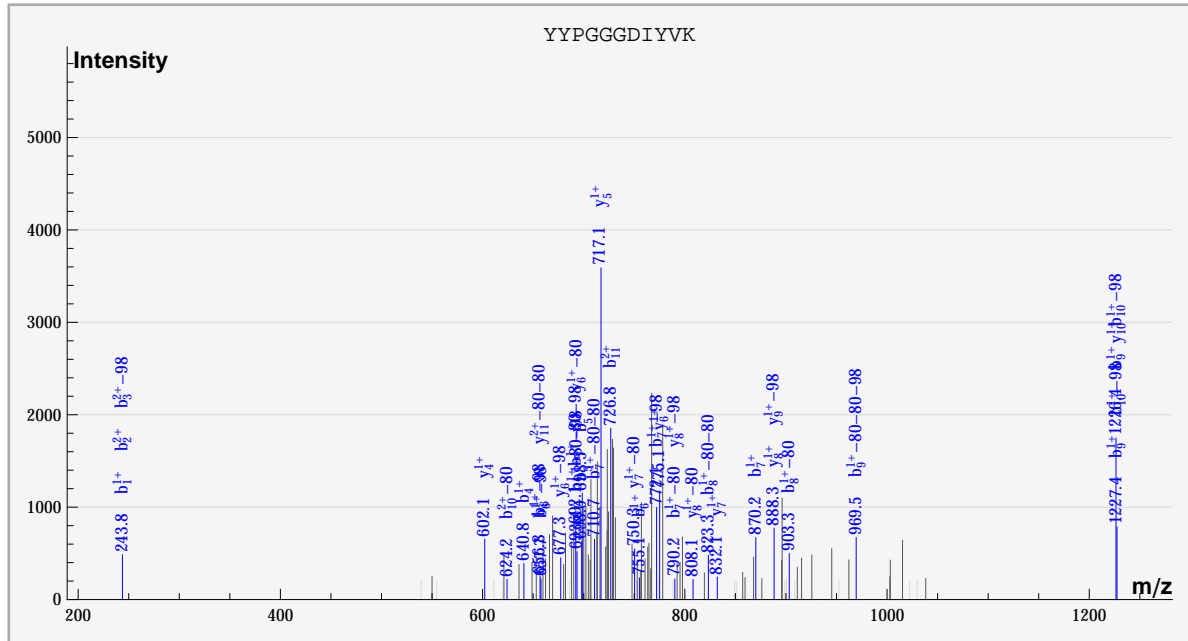


	#	b	b*	#	y	y*	P	P*
Y	1	✓						✓
Y	2	✓		10	✓			
P	3		✓	9				
G	4			8	✓	✓		
G	5	✓		7	✓	✓		
G	6	✓	✓	6	✓	✓		
D	7	✓	✓	5	✓	✓		
I	8		✓	4	✓			
Y	9	✓	✓	3				
V	10	✓	✓	2				
K	11	✓		1				

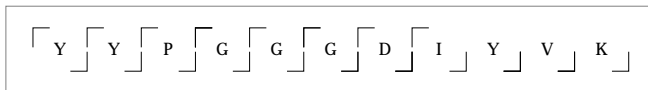


dbValid true YYPGGGDIYVK PHOS(3) 2. 737. -0.747233 5.07403 100. ? 2310.

S_Acido_new%gi|68566641|gb|AA79570.1|_YYPGGGDIYVK%:PHOS:PHOS:::PHOS:::sample_3%compd_905

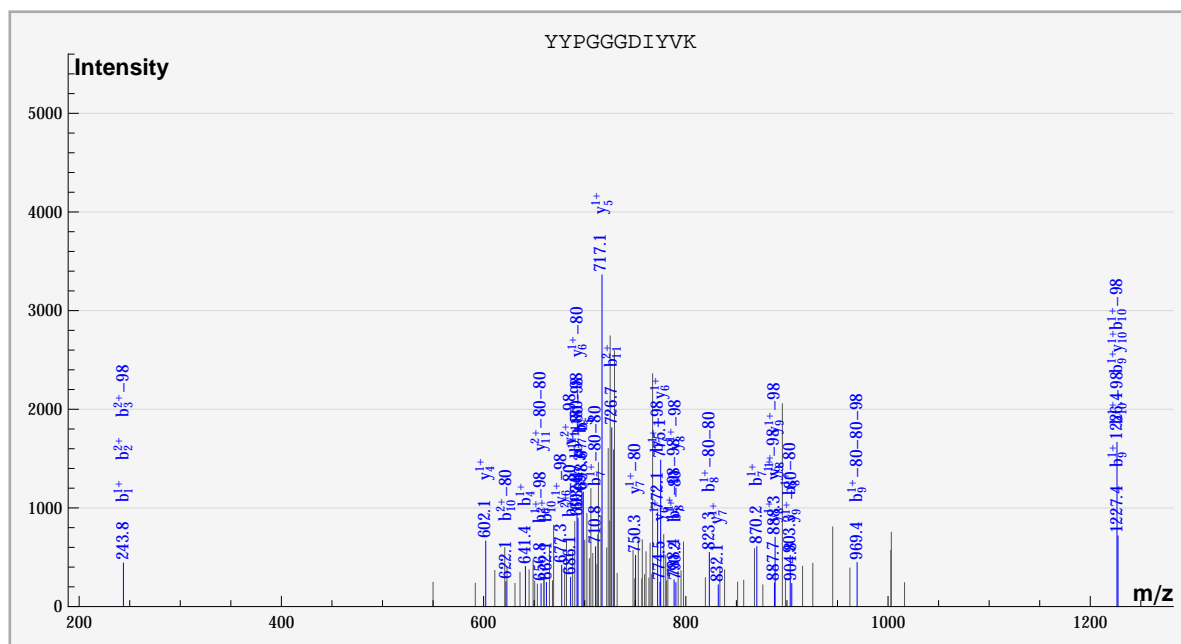


	#	b	b*	#	y	y*	P	P*
Y	1	✓						✓
Y	2	✓		10	✓			
P	3		✓	9		✓		
G	4	✓		8	✓	✓		
G	5	✓		7	✓	✓		
G	6	✓	✓	6	✓	✓		
D	7	✓	✓	5	✓			
I	8		✓	4	✓			
Y	9	✓	✓	3				
V	10		✓	2				
K	11	✓		1				

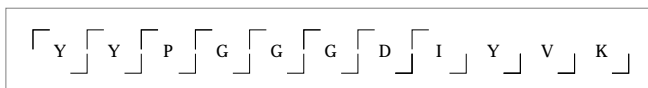


dbValid true YYPGGGDIYVK PHOS(3) 2. 737. -0.747233 5.07753 100. ? 2322.

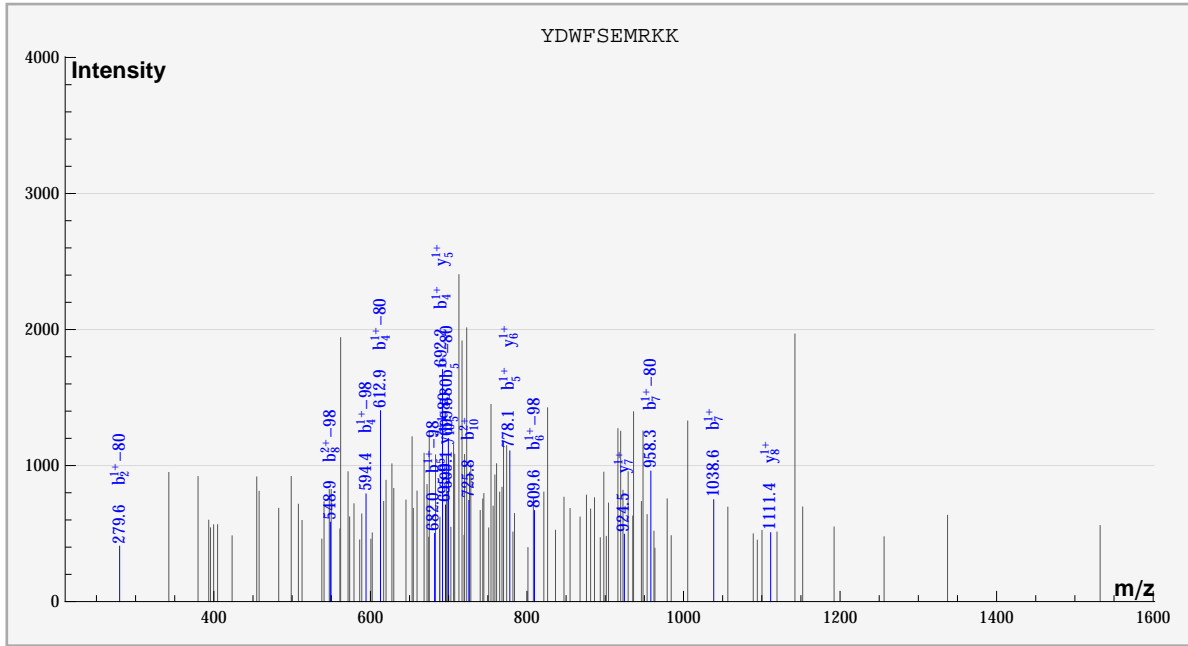
S_Acido_new%gil68566641|gb|AA79570.1| YYPGGGDIYVK%:PHOS:PHOS:::PHOS:::sample_3%compd_916



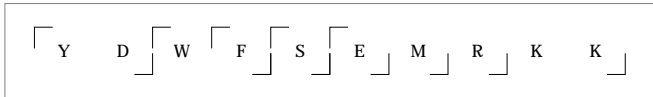
	#	b	b*	#	y	y*	P	P*
Y	1	✓						✓
Y	2	✓		10	✓			
P	3		✓	9		✓		
G	4	✓		8	✓	✓		
G	5	✓		7	✓	✓		
G	6		✓	6	✓	✓		
D	7	✓	✓	5	✓			
I	8		✓	4	✓			
Y	9	✓	✓	3				
V	10	✓	✓	2				
K	11	✓	✓	1				



dbValid true YDWFSEMRKK PHOS(1) 2. 737. -1.68222 5.01172 100. ? 2484.
 S_Acido_new%gi|68568446|gb|AAY81375.1| YDWFSEMRKK%:PHOS:.....:sample_0%cmpd_1129

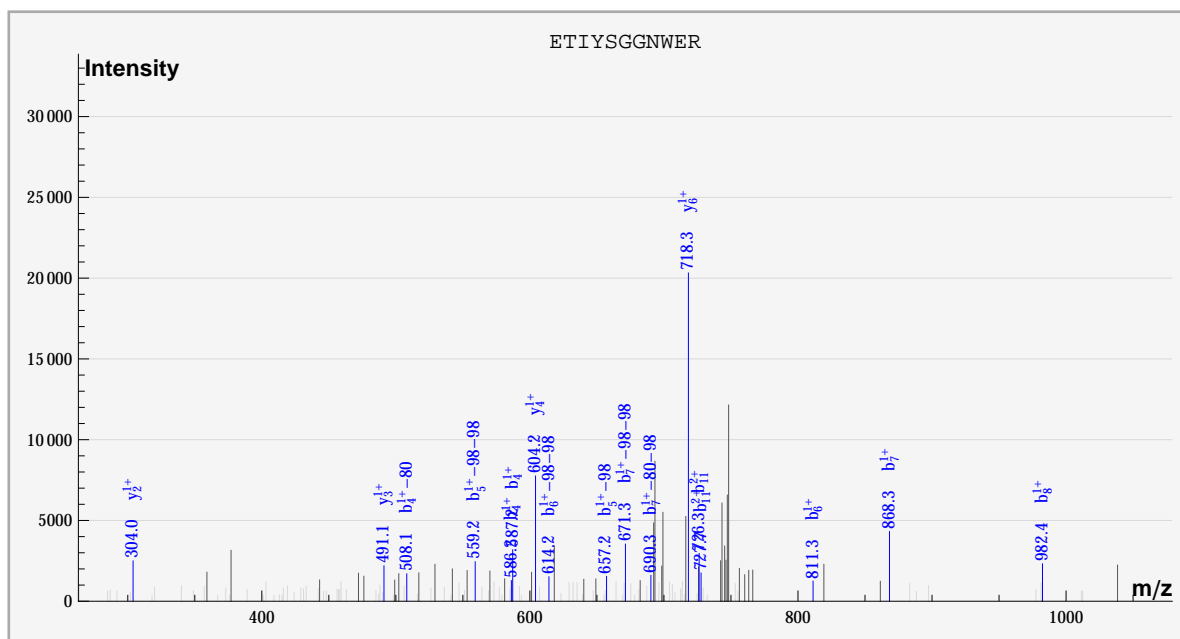


	#	b	b*	#	y	y*	P	P*
Y	1							✓
D	2		✓	9				
W	3			8	✓			
F	4	✓	✓	7	✓			
S	5	✓	✓	6	✓			
E	6		✓	5	✓			
M	7	✓	✓	4				
R	8		✓	3				
K	9			2				
K	10	✓		1				



dbValid true ETIYSGGNWER PHOS(2) 2. 737. -0.731858 5.08918 100. ? 2502.

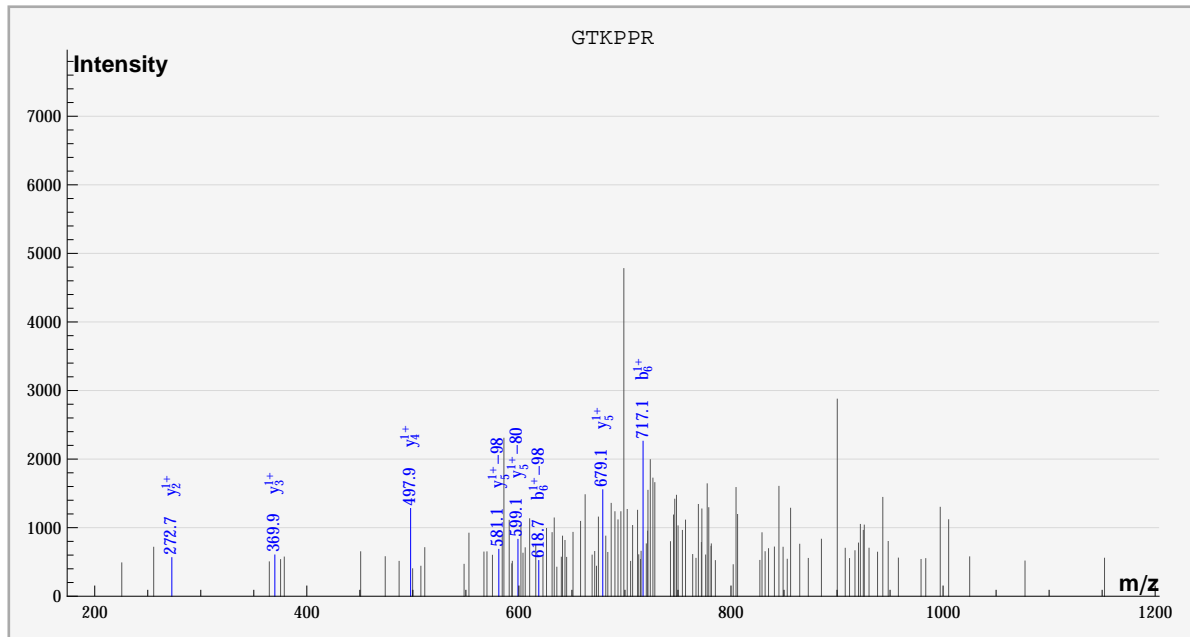
S_Acido_new%gi|68566944|gb|AAY79873.1| ETIYSGGNWER%::PHOS::PHOS:::sample_2%compd_1082



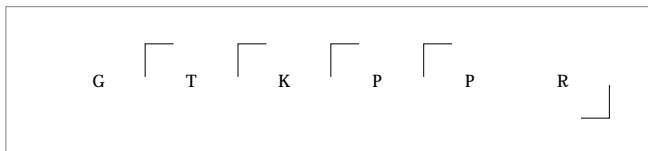
	#	b	b*	#	y	y*	P	P*
E	1							
T	2			10				
I	3			9				
Y	4	✓	✓	8				
S	5		✓	7				
G	6	✓	✓	6	✓			
G	7	✓	✓	5				
N	8	✓		4	✓			
W	9			3	✓			
E	10			2	✓			
R	11	✓		1				

E T I Y S G G N W E R

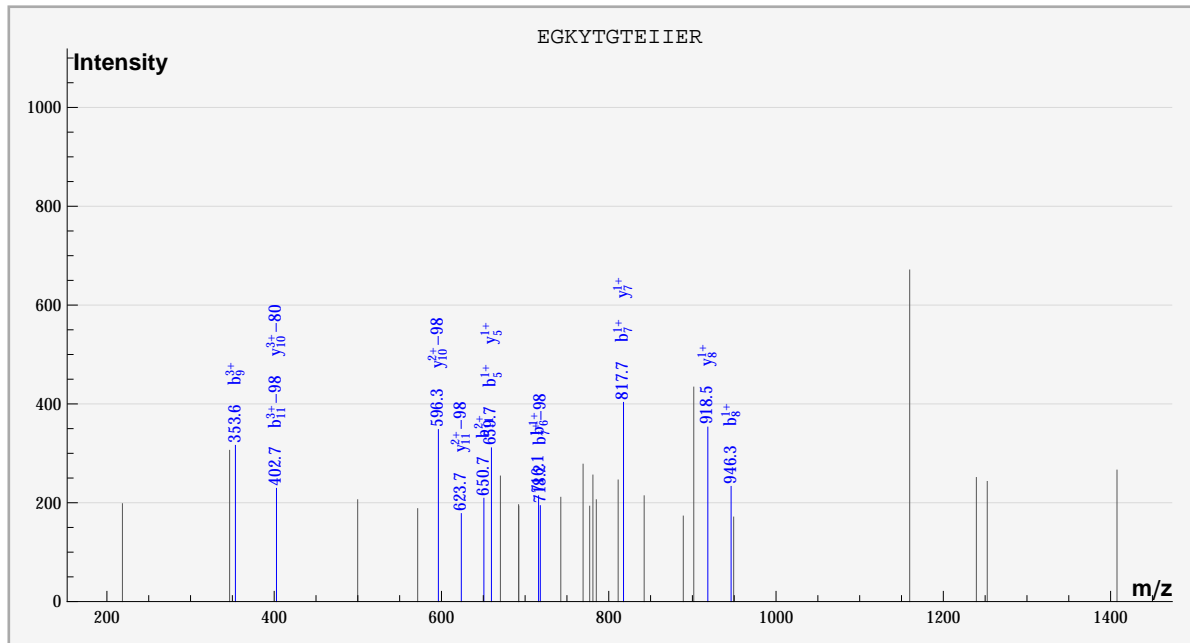
dbValid true GTKPPR PHOS(1) 1. 737. -1.64512 5.71007 100. ? 2568.
 S_Acido_new%gi|68567861|gb|AAY80790.1| GTKPPR%::PHOS%:::%sample_0%compd_1207



	#	b	b*	#	y	y*	P	P*
G	1							
T	2			5	✓	✓		
K	3			4	✓			
P	4			3	✓			
P	5			2	✓			
R	6	✓	✓	1				



dbValid true EGKYTGTEIIEER PHOS(1) 2. 737. 1.3425 5.30469 100. ? 4338.
 S_Acido_new%gi|68568391|gb|AAY81320.1| EGKYTGTEIIEER%::::PHOS::::::::::%sample_0%compd_2821

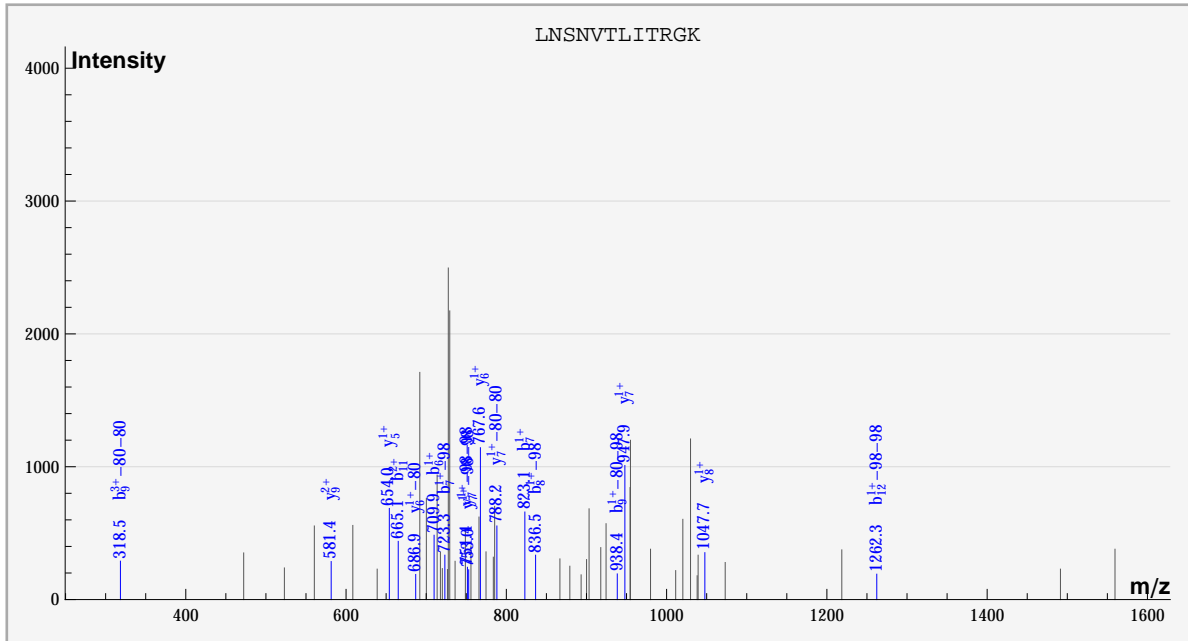


	#	b	b*	#	y	y*	P	P*
E	1							
G	2			11		✓		
K	3			10		✓		
Y	4			9				
T	5	✓		8	✓			
G	6	✓		7	✓			
T	7	✓	✓	6				
E	8	✓		5	✓			
I	9	✓		4				
I	10			3				
E	11	✓	✓	2				
R	12			1				

E [G [K Y [T] G] T] E] I] I E] R

dbValid true LNSNVTLITRGK PHOS(2) 2. 738. 0.354552 5.2059 100. ? 2562.

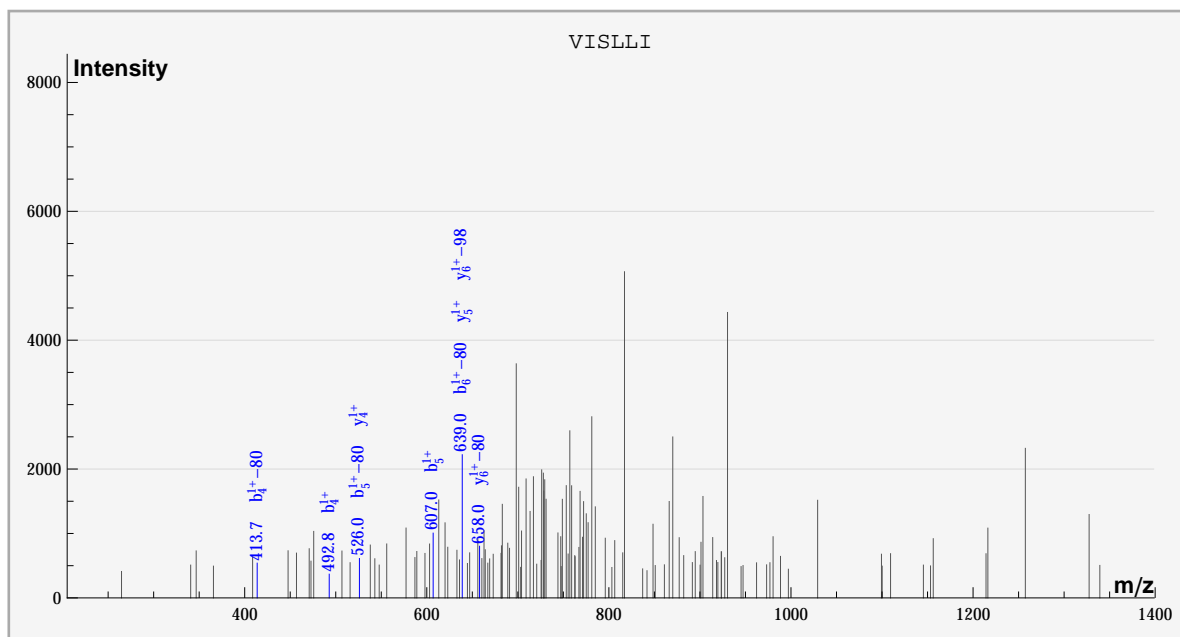
S_Acido_new%gi|68566825|gb|AA79754.1| LNSNVTLITRGK%:::PHOS:::PHOS:::%sample_2%compd_1118



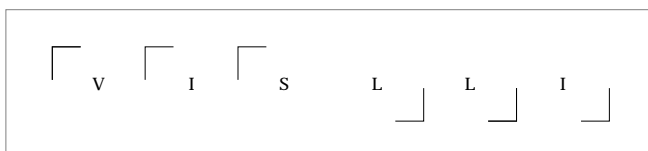
	#	b	b*	#	y	y*	P	P*
L	1							
N	2			11				
S	3			10				
N	4			9	✓			
V	5			8	✓			
T	6	✓		7	✓	✓		
L	7	✓	✓	6	✓	✓		
I	8		✓	5	✓			
T	9		✓	4				
R	10			3				
G	11	✓		2				
K	12		✓	1				

L N S N V T L I T R G K

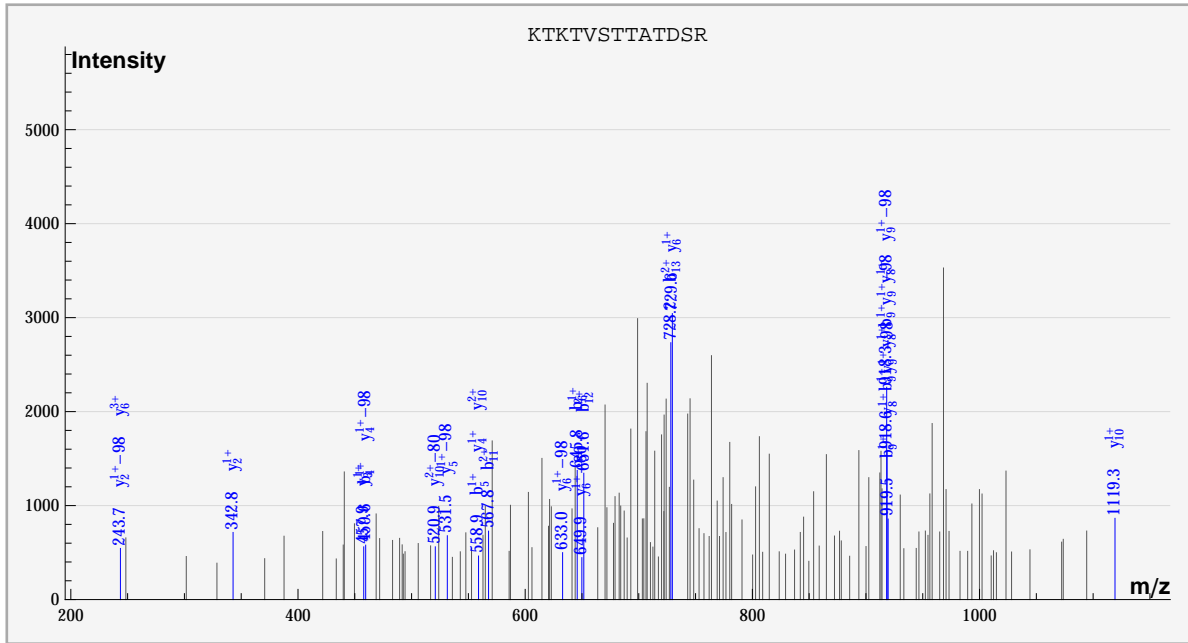
dbValid true VISLLI PHOS(1) 1. 739. -1.57917 5.22947 100. ? 2850.
 S_Acido_new%gi|68567764|gb|AAY80693.1| VISLLI%:::PHOS:::%sample_0%cmpd_1464



	#	b	b*	#	y	y*	P	P*
V	1							✓
I	2			5	✓			
S	3			4	✓			
L	4	✓	✓	3				
L	5	✓	✓	2				
I	6		✓	1				



dbValid true KTKTVSTTATDSR PHOS(1) 2. 739. -0.641308 5.56544 100. ? 2886.
 S_Acido_new%gii68568452|gb|AAy81381.1| KTKTVSTTATDSR%::::::::::PHOS::%sample_0%cmpd_1497

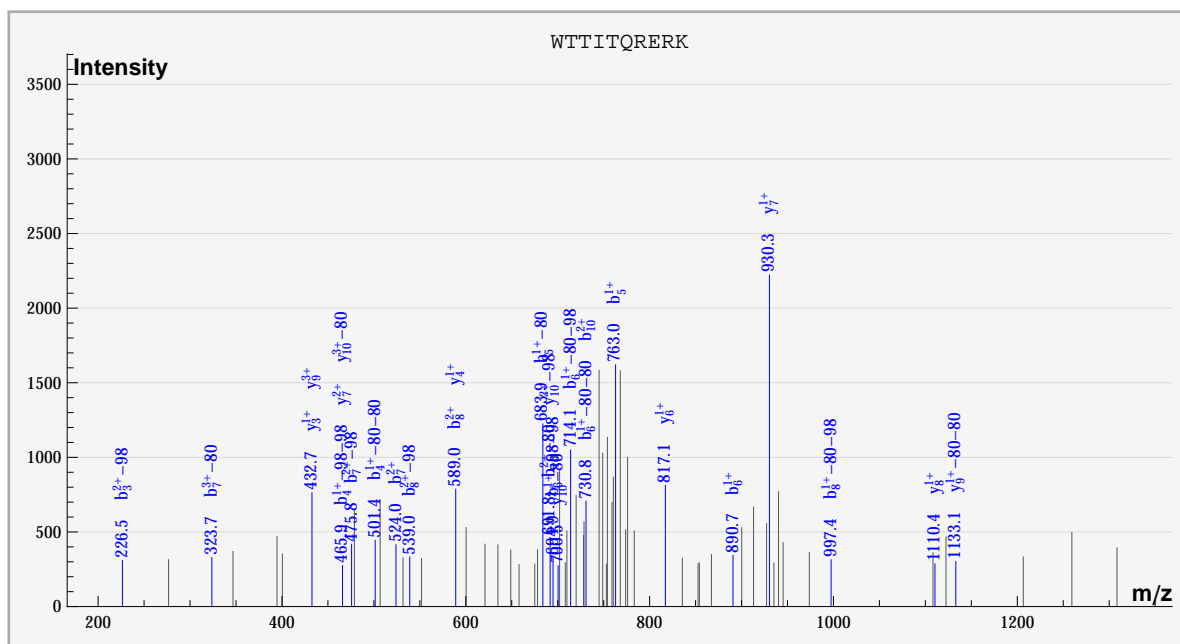


	#	b	b*	#	y	y*	P	P*
K	1							
T	2			12				
K	3			11				
T	4	✓		10	✓	✓		
V	5	✓		9		✓		
S	6	✓		8	✓			
T	7			7				
T	8			6	✓	✓		
A	9	✓		5		✓		
T	10			4	✓	✓		
D	11	✓		3	✓			
S	12	✓		2	✓	✓		
R	13	✓		1				

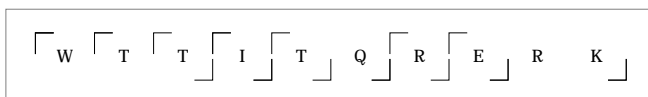
K T K T V S T T A T D S R

dbValid true WTTITQERK PHOS(2) 2. 740. -0.168753 5.16036 100. ? 2850.

S_Acido_new%gi|68568234|gb|AAy81163.1| WTTITQERK%::PHOS:PHOS:::sample_1%compd_1462

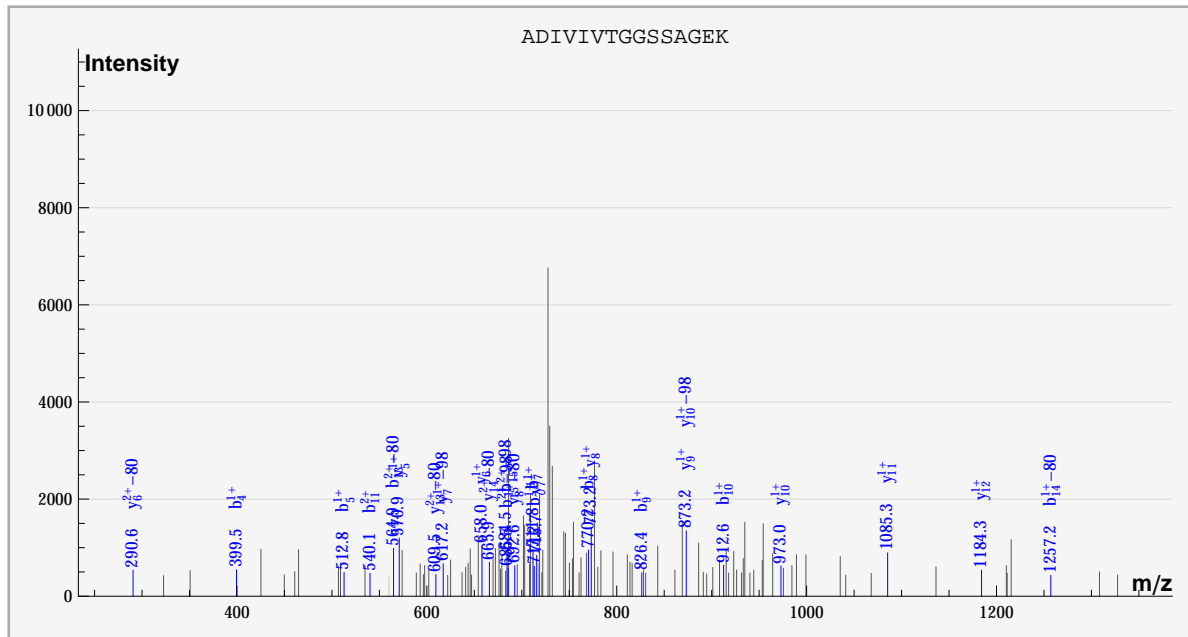


	#	b	b*	#	y	y*	P	P*
W	1							✓
T	2			9	✓	✓		
T	3		✓	8	✓			
I	4		✓	7	✓			
T	5	✓	✓	6	✓			
Q	6	✓	✓	5				
R	7	✓	✓	4	✓			
E	8	✓	✓	3	✓			
R	9			2				
K	10	✓	✓	1				



dbValid true ADIVIVTGGSSAGEK PHOS(1) 2. 741. 1.3556 5.03726 100. ? 2208.

S_Acido_new%gil68567406|gb|AAY80335.1| ADIVIVTGGSSAGEK%:::PHOS:::%sample_1%compd_875

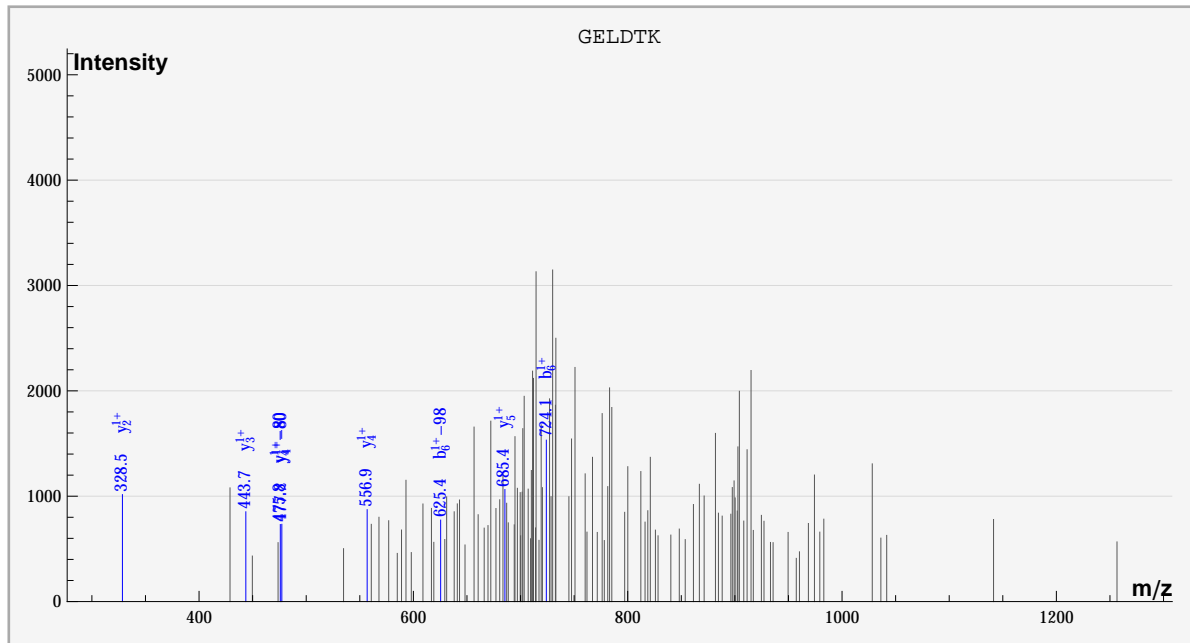


	#	b	b*	#	y	y*	P	P*
A	1							
D	2			14		✓		
I	3			13		✓		
V	4	✓		12	✓			
I	5	✓		11	✓			
V	6			10	✓	✓		
T	7	✓		9	✓			
G	8	✓		8	✓	✓		
G	9	✓		7	✓	✓		
S	10	✓		6	✓	✓		
S	11	✓		5	✓			
A	12			4				
G	13		✓	3				
E	14		✓	2				
K	15		✓	1				

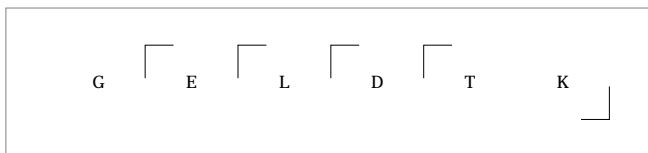
A D I V I V T G G S S A G E K

dbValid true GELDTK PHOS(1) 1. 741. 1.30185 5.12895 100. ? 3024.

S_Acido_new%gi|68567126|gb|AAY80055.1| GELDTK%::::PHOS::%sample_1%compd_1618

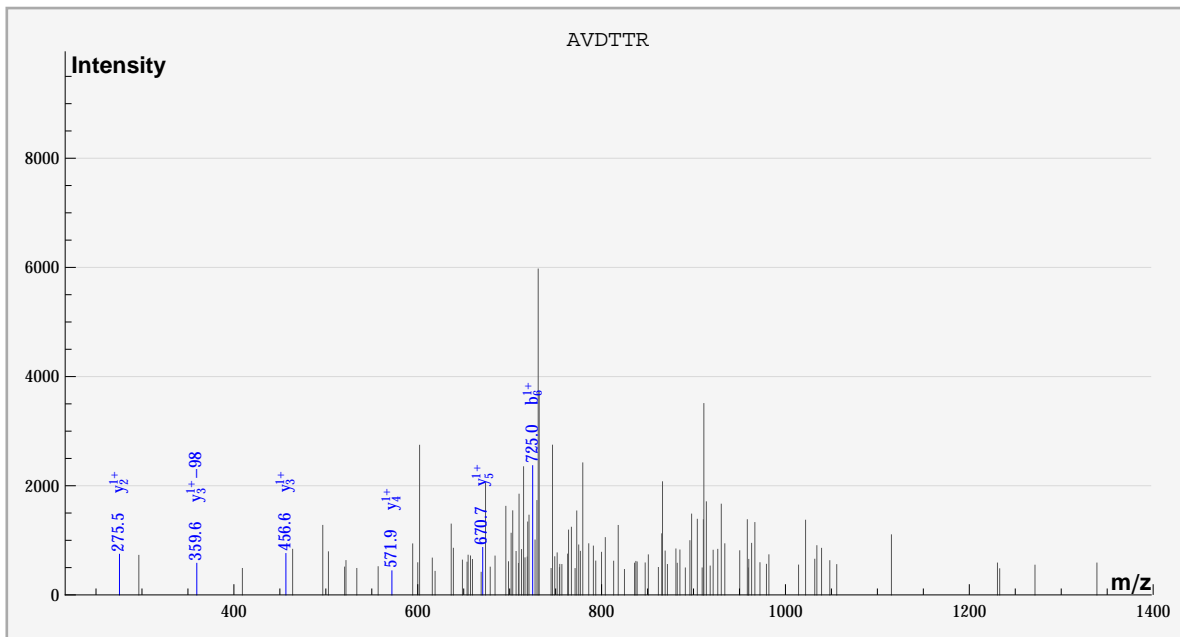


	#	b	b*	#	y	y*	P	P*
G	1							
E	2			5	✓			
L	3			4	✓	✓		
D	4			3	✓			
T	5			2	✓			
K	6	✓	✓	1				

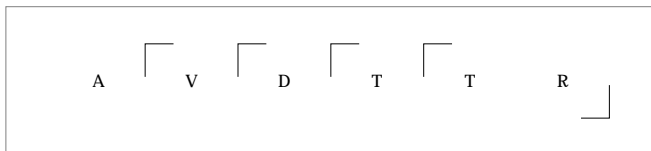


dbValid true AVDTTR PHOS(1) 1. 741. 1.31309 5.44695 100. ? 3858.

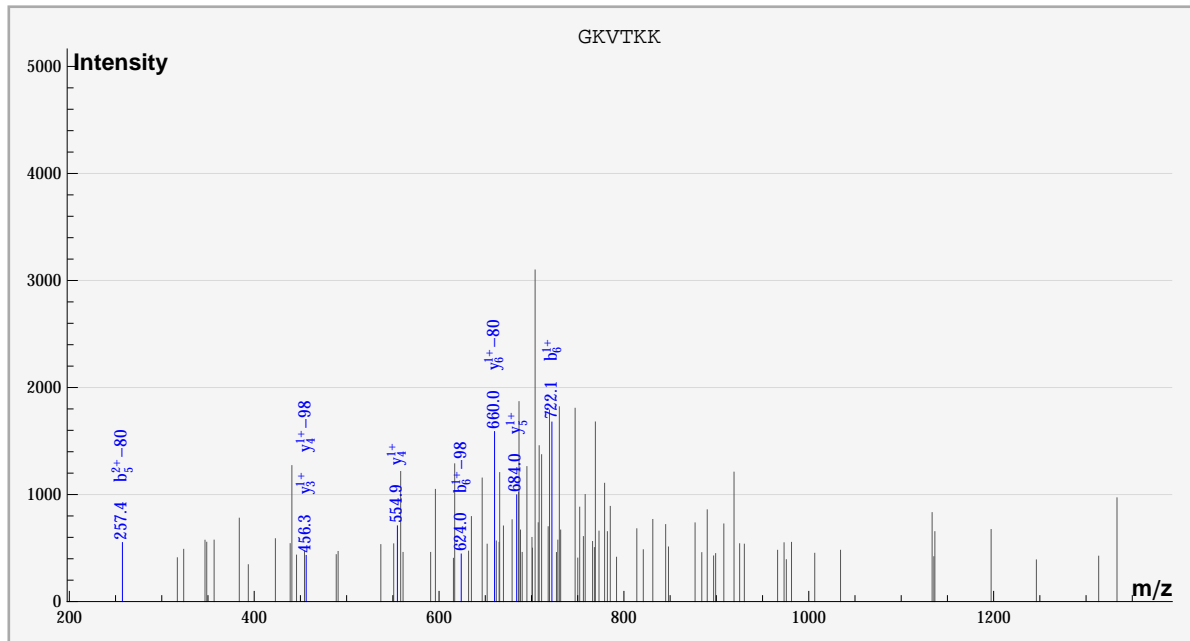
S_Acido_new%gi|68567048|gb|AAY79977.1| AVDTTR%:::PHOS:::sample_1%compd_2382



	#	b	b*	#	y	y*	P	P*
A	1							
V	2			5	✓			
D	3			4	✓			
T	4			3	✓	✓		
T	5			2	✓			
R	6	✓		1				



dbValid true GKVTKK PHOS(1) 1. 742. -1.59342 5.38066 100. ? 2028.
 S_Acido_new%gi|68567254|gb|AAY80183.1| GKVTKK%:::PHOS:::sample_1%compd_710

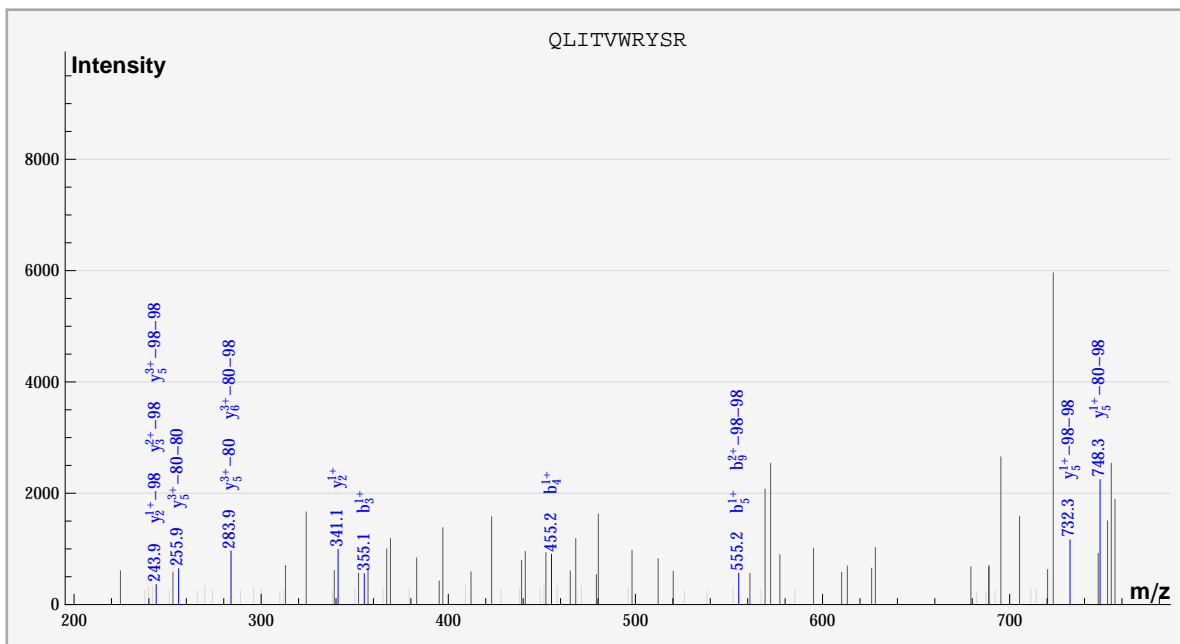


	#	b	b*	#	y	y*	P	P*
G	1							✓
K	2			5	✓			
V	3			4	✓	✓		
T	4			3	✓			
K	5	✓	✓	2				
K	6	✓	✓	1				

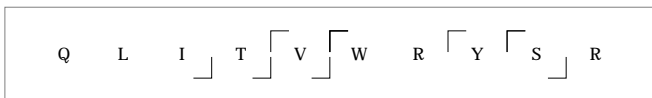


dbValid true QLITVWRYSR PHOS(2) 2. 743. -1.66129 5.07155 100. ? 1506.

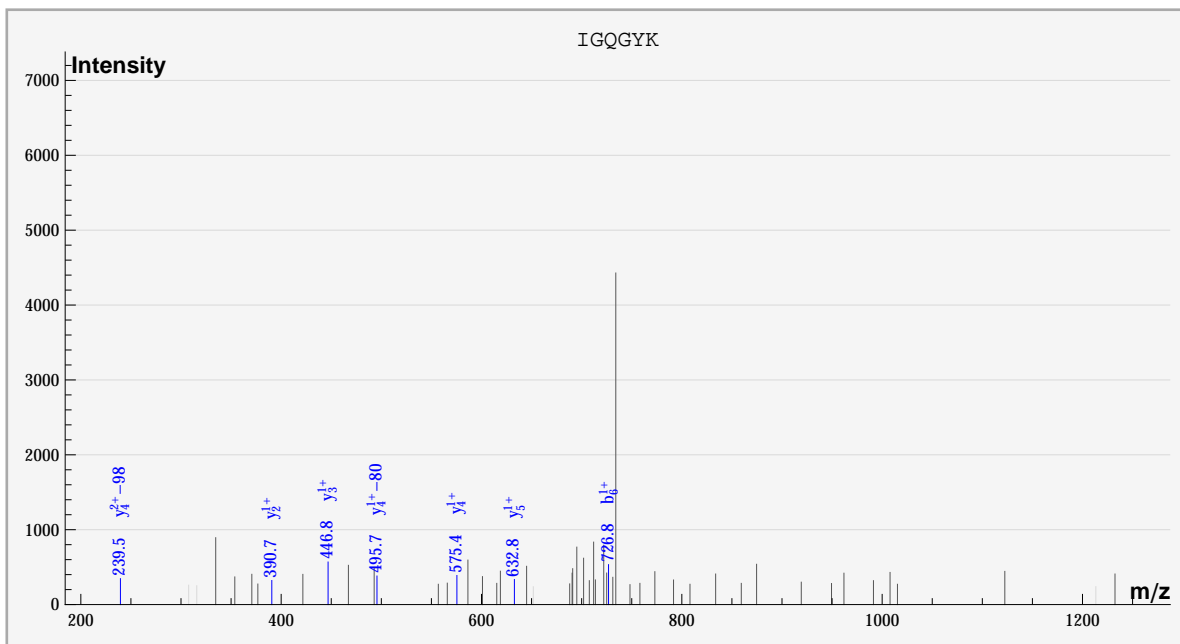
S_Acido_new%gi|68566691|gb|AAY79620.1| QLITVWRYSR%:::PHOS:PHOS::%sample_3%compd_219



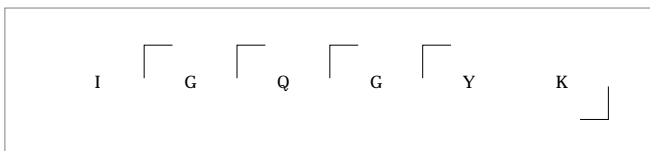
	#	b	b*	#	y	y*	P	P*
Q	1							
L	2			9				
I	3	✓		8				
T	4	✓		7				
V	5	✓		6	✓			
W	6			5	✓			
R	7			4				
Y	8			3	✓			
S	9		✓	2	✓	✓		
R	10			1				



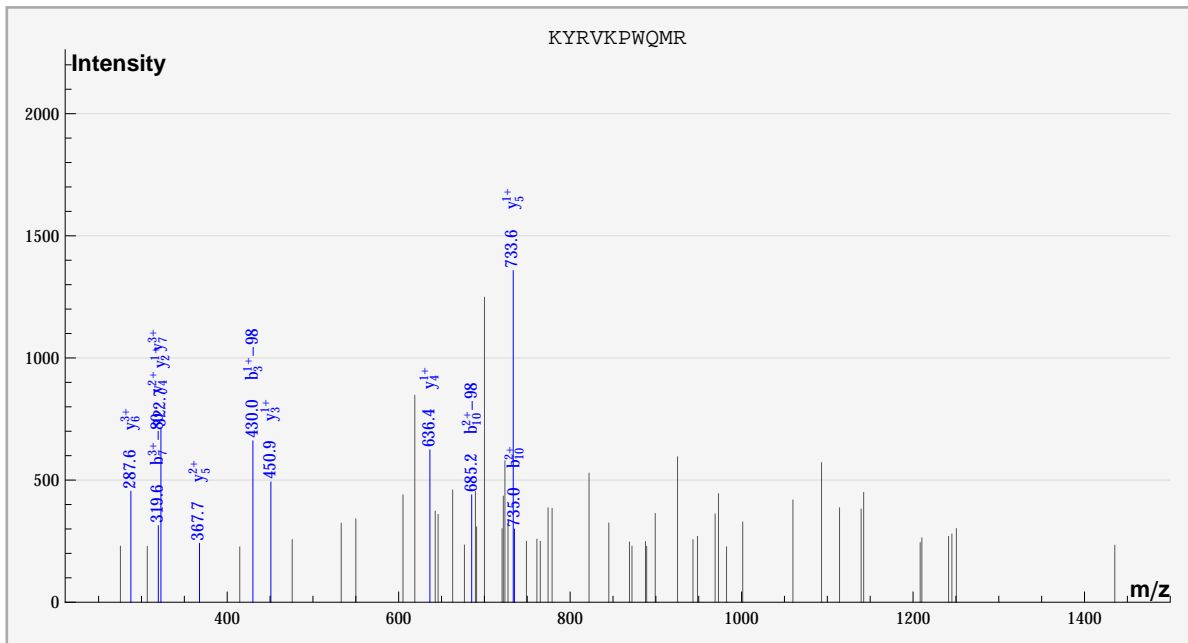
dbValid true IGQGYK PHOS(1) 1. 744. 1.32801 5.03363 100. ? 1698.
 S_Acido_new%gi|68567363|gb|AAY80292.1| IGQGYK%::::PHOS::%sample_1%compd_412



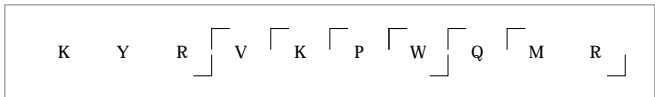
	#	b	b*	#	y	y*	P	P*
I	1							
G	2			5	✓			
Q	3			4	✓	✓		
G	4			3	✓			
Y	5			2	✓			
K	6	✓		1				



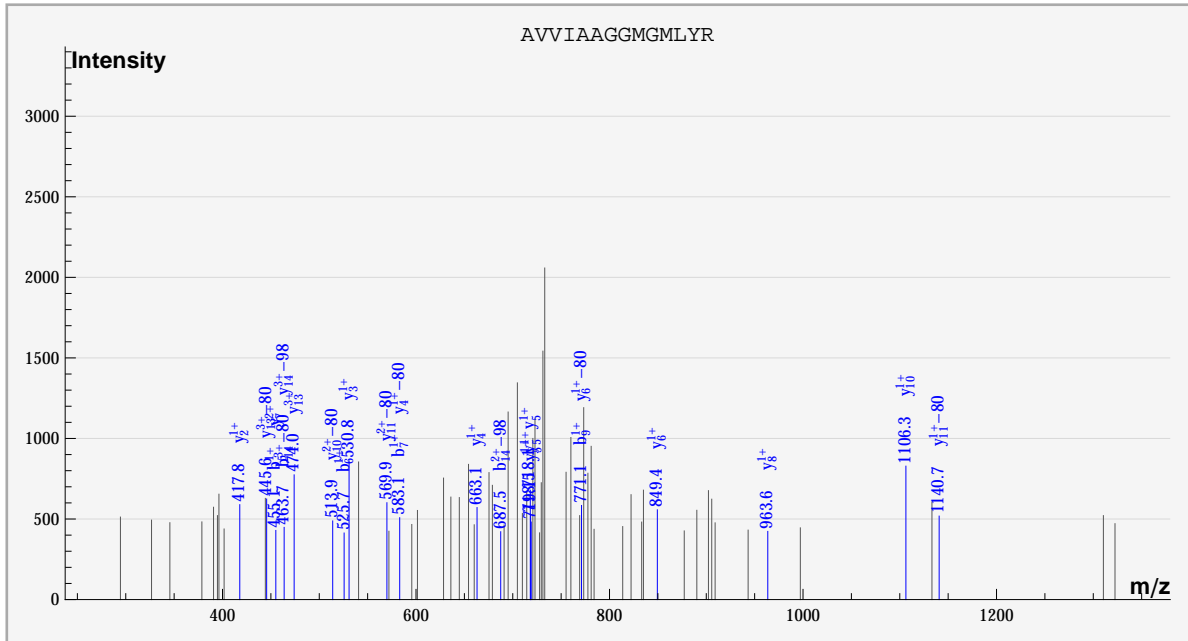
dbValid true KYRVKQPWQMR Oxidation_M(1),PHOS(1) 2. 744. 0.370677 5.93728 100. ? 1980.
 S_Acido_new%gi68568488|gb|AAY81417.1| KYRVKQPWQMR%::PHOS:::Oxidation_M:::sample_1%compd_668



	#	b	b*	#	y	y*	P	P*
K	1							
Y	2			9				
R	3		✓	8				
V	4			7	✓			
K	5			6	✓			
P	6			5	✓			
W	7	✓		4	✓			
Q	8			3	✓			
M	9			2	✓			
R	10	✓	✓	1				



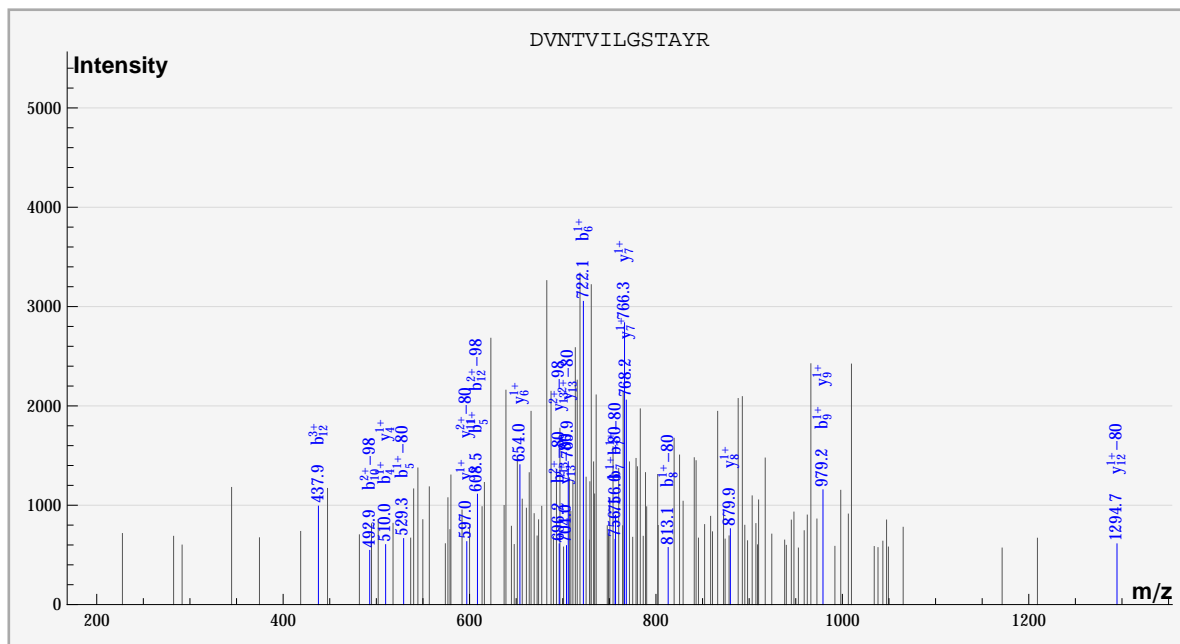
dbValid true AVVIAAGGMGLYR PHOS(1) 2. 744. 0.858752 5.51156 100. ? 2028.
 S_Acido_new%gi|68567414|gb|AAV80343.1| AVVIAAGGMGLYR%:.....:PHOS::%sample_1%cmpd_712



	#	b	b*	#	y	y*	P	P*
A	1							✓
V	2			13	✓	✓		
V	3			12				
I	4			11		✓		
A	5	✓		10	✓	✓		
A	6	✓		9				
G	7	✓		8	✓			
G	8			7	✓			
M	9	✓		6	✓	✓		
G	10			5	✓			
M	11			4	✓	✓		
L	12			3	✓			
Y	13			2	✓			
R	14	✓		1				

「 A 」 「 V 」 「 V 」 「 I 」 「 A 」 「 A 」 「 G 」 「 G 」 「 M 」 「 G 」 「 M 」 「 L 」 「 Y 」 「 R 」

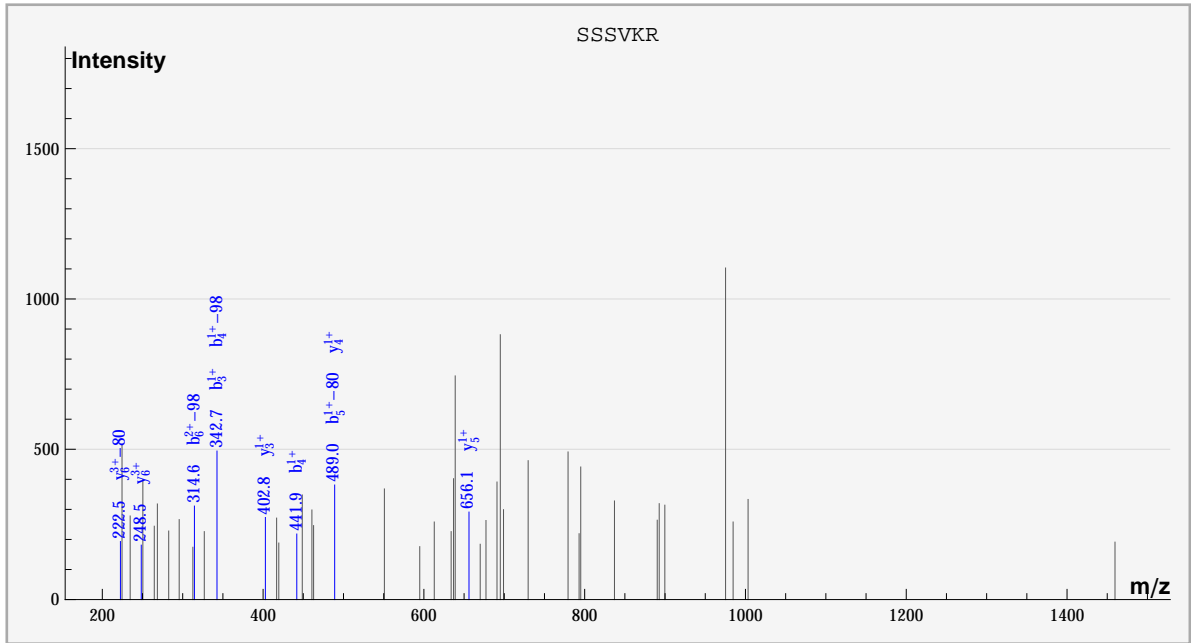
dbValid true DVNTVILGSTAYR PHOS(1) 2. 744. 0.858322 5.53857 100. ? 3582.
 S_Acido_new%gi|68568645|gb|AA81574.1| DVNTVILGSTAYR%:::PHOS:::sample_1%compd_2130



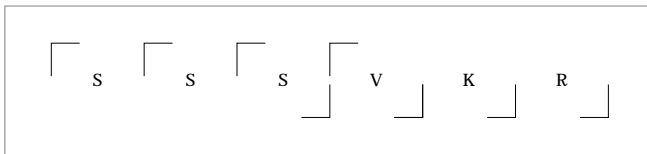
	#	b	b*	#	y	y*	P	P*
D	1							✓
V	2			12				✓
N	3			11				✓
T	4	✓		10				
V	5	✓	✓	9				✓
I	6	✓		8				✓
L	7		✓	7				✓
G	8		✓	6				✓
S	9	✓		5				✓
T	10		✓	4				✓
A	11			3				
Y	12	✓	✓	2				
R	13		✓	1				



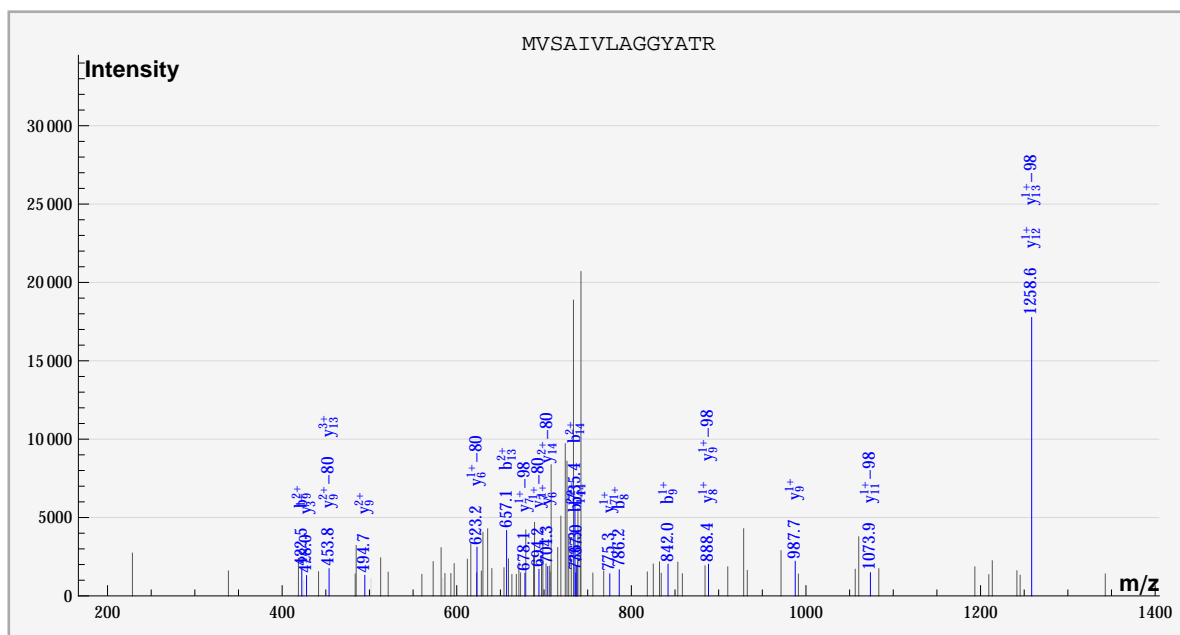
dbValid true SSSVKR PHOS(1) 1. 744. -0.655275 5.7592 100. ? 5016.
 S_Acido_new%gi|68567390|gb|AAY80319.1| SSSVKR%::PHOS::::%sample_1%compd_3430



	#	b	b*	#	y	y*	P	P*
S	1						✓	✓
S	2			5	✓			
S	3	✓		4	✓			
V	4	✓	✓	3	✓			
K	5		✓	2				
R	6		✓	1				



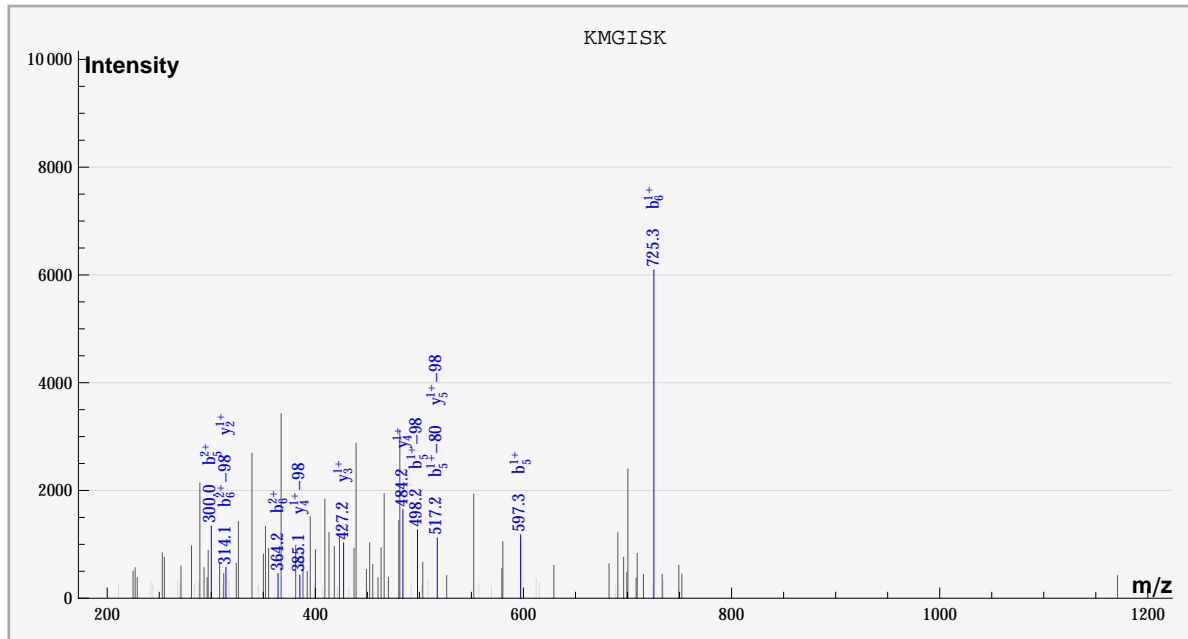
dbValid true MVSAIVLAGGYATR PHOS(1) 2. 744.61 0.257632 5.71195 100. ? 1962.
 S_Acido_new%gi|68566686|gb|AA79615.1| MVSAIVLAGGYATR%:::PHOS::%sample_1%cmpd_632



	#	b	b*	#	y	y*	P	P*
M	1							✓
V	2			13	✓	✓		
S	3			12	✓			
A	4			11		✓		
I	5			10				
V	6			9	✓	✓		
L	7			8	✓			
A	8	✓		7	✓	✓		
G	9	✓		6	✓	✓		
G	10			5				
Y	11			4				
A	12			3	✓			
T	13	✓		2				
R	14	✓		1				

「M」 「V」 「S」 「A」 「I」 「V」 「L」 「A」 「G」 「G」 「Y」 「A」 「T」 「R」

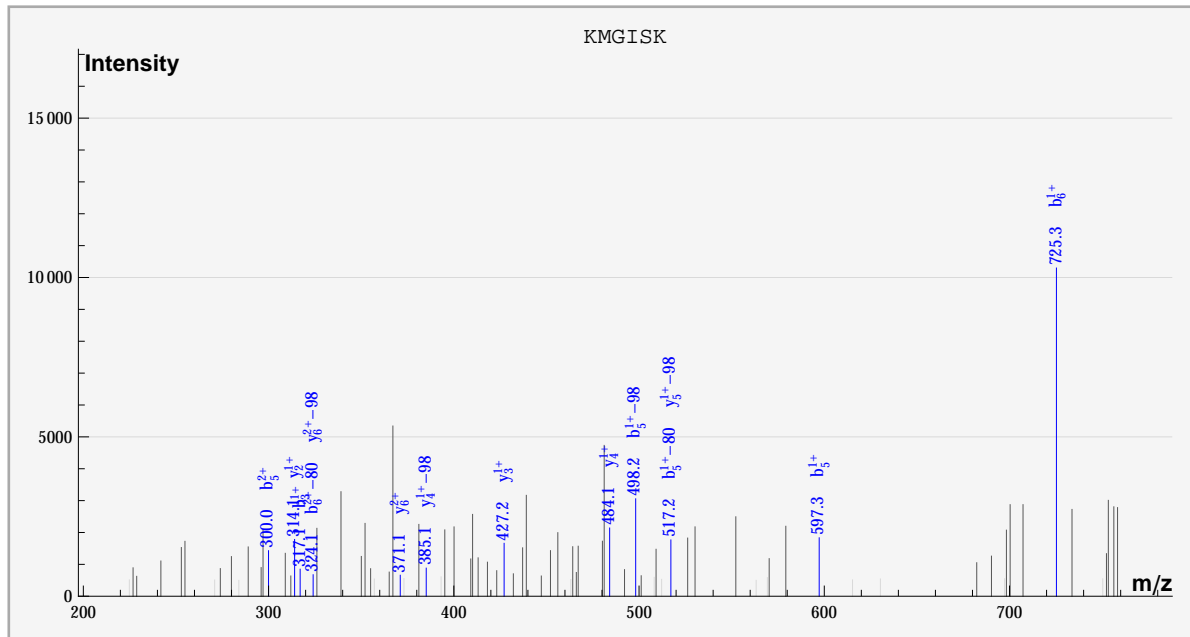
dbConflictWinner true KMGISK PHOS(1) 1. 745. -1.64789 5.65159 100. ?
 1314. S_Acido_new%gi|68568641|gb|AAY81570.1| KMGISK%:::::PHOS::%sample_3%compd_71



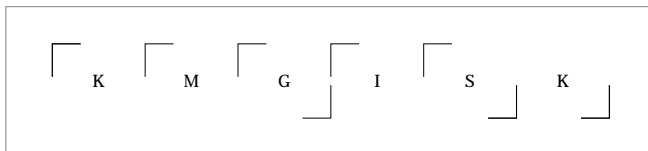
	#	b	b*	#	y	y*	P	P*
K	1							
M	2			5		✓		
G	3			4	✓	✓		
I	4			3	✓			
S	5	✓	✓	2	✓			
K	6	✓	✓	1				



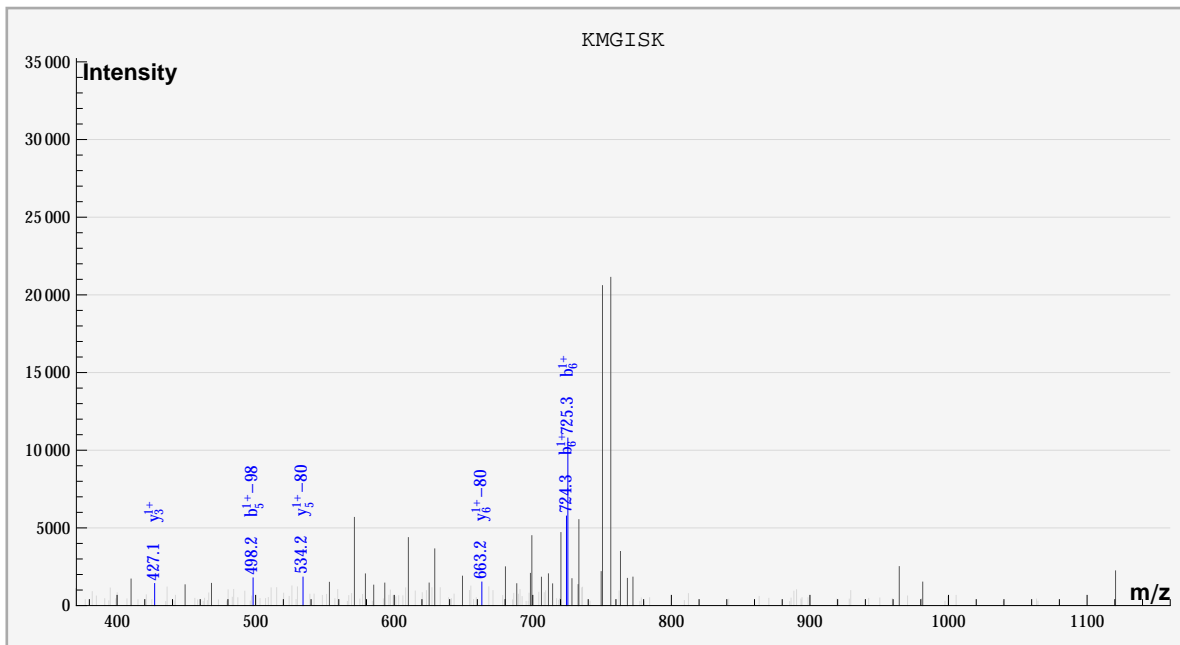
dbConflictWinner true KMGISK PHOS(1) 1. 745. -1.64789 5.39131 100. ?
 1518. S_Acido_new%gi|68568641|gb|AAY81570.1| KMGISK%:::::PHOS::%sample_3%cmpd_231



	#	b	b*	#	y	y*	P	P*
K	1						✓	✓
M	2			5		✓		
G	3	✓		4	✓	✓		
I	4			3	✓			
S	5	✓	✓	2	✓			
K	6	✓	✓	1				



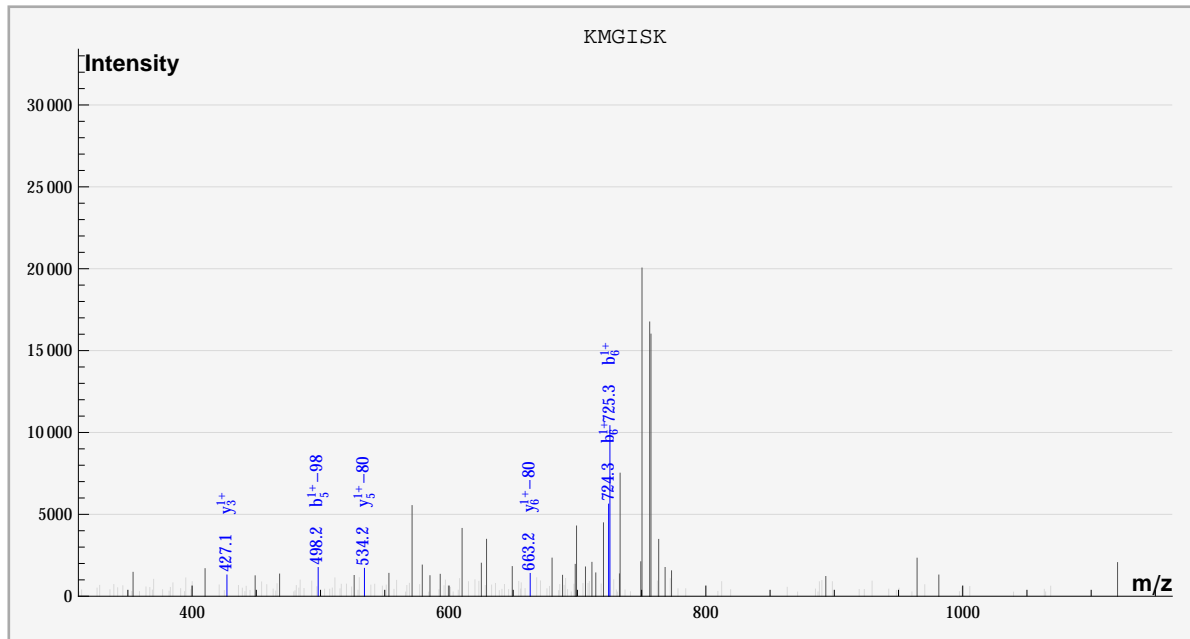
dbValid true KMGISK PHOS(1) 1. 745. -1.64789 5.06395 100. ? 2634.
 S_Acido_new%gi|68568641|gb|AAY81570.1| KMGISK%::::PHOS::%sample_3%cmpd_1175



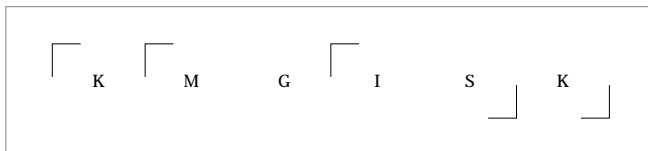
	#	b	b*	#	y	y*	P	P*
K	1							✓
M	2			5		✓		
G	3			4				
I	4			3		✓		
S	5		✓	2				
K	6	✓		1				



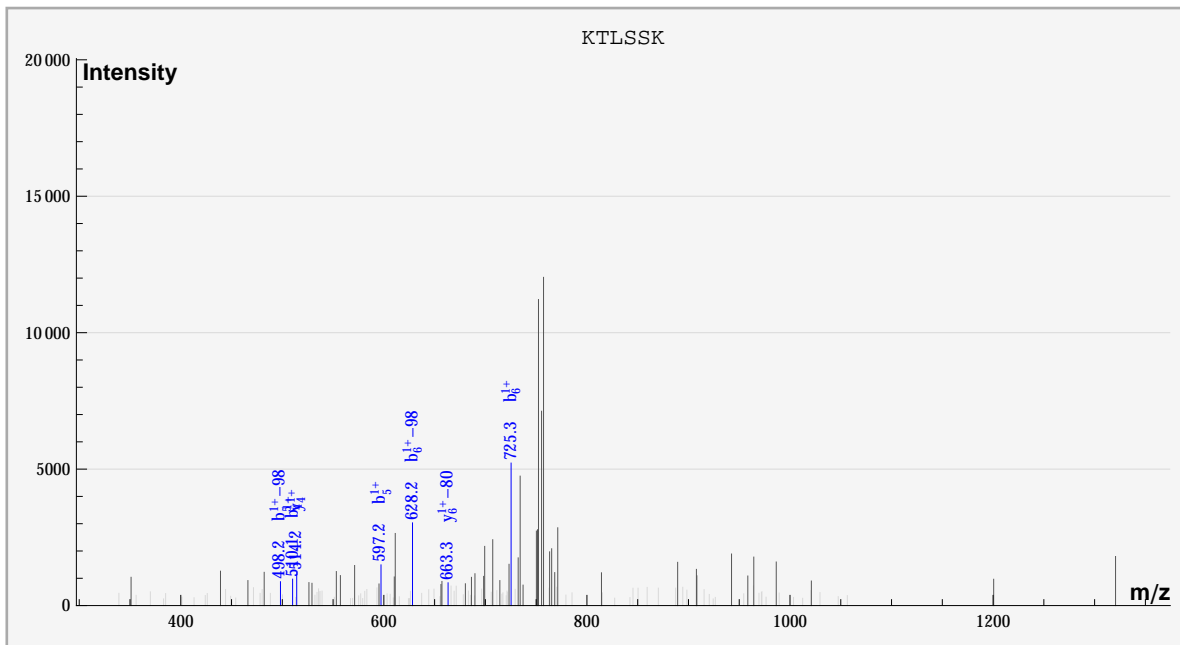
dbValid true KMGISK PHOS(1) 1. 745. -1.64789 5.00951 100. ? 2646.
 S_Acido_new%gi|68568641|gb|AAY81570.1| KMGISK%:::::PHOS:::sample_3%compd_1185



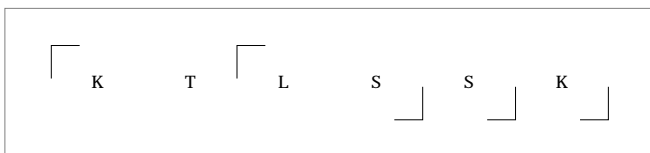
	#	b	b*	#	y	y*	P	P*
K	1							✓
M	2			5		✓		
G	3			4				
I	4			3		✓		
S	5		✓	2				
K	6	✓		1				



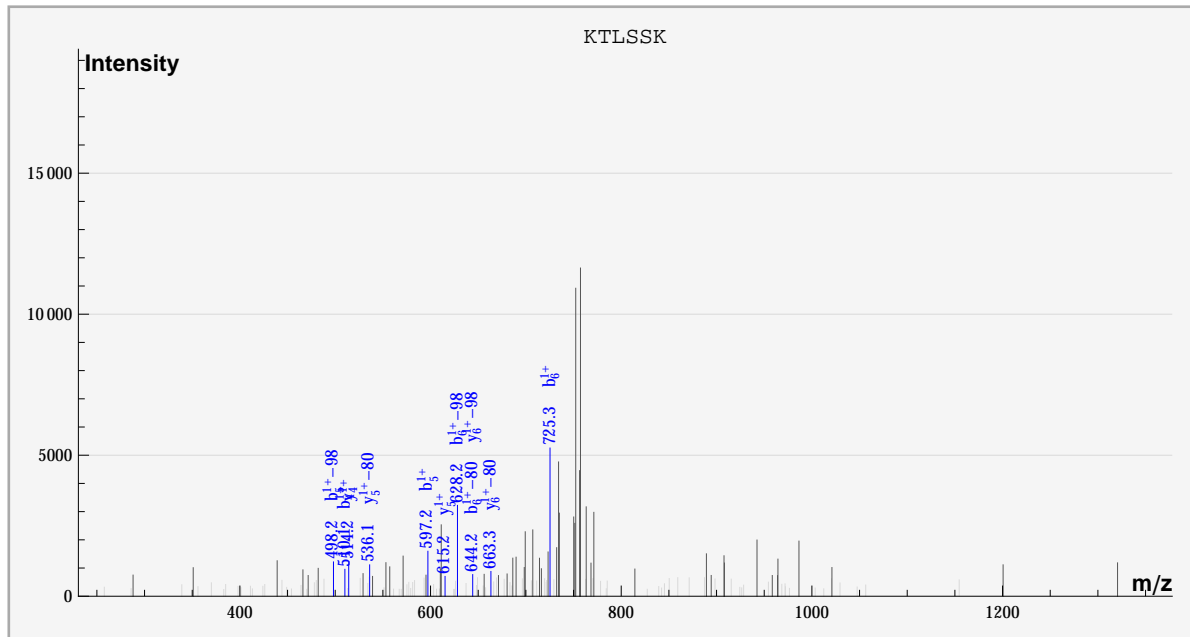
dbValid true KTLSSK PHOS(1) 1. 745. -1.63013 5.1362 100. ? 3030.
 S_Acido_new%gi|68568179|gb|AAY81108.1| KTLSSK%:::PHOS:::%sample_3%cmpd_1510



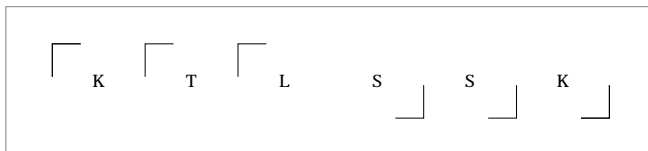
	#	b	b*	#	y	y*	P	P*
K	1							✓
T	2			5				
L	3			4	✓			
S	4	✓		3				
S	5	✓	✓	2				
K	6	✓	✓	1				



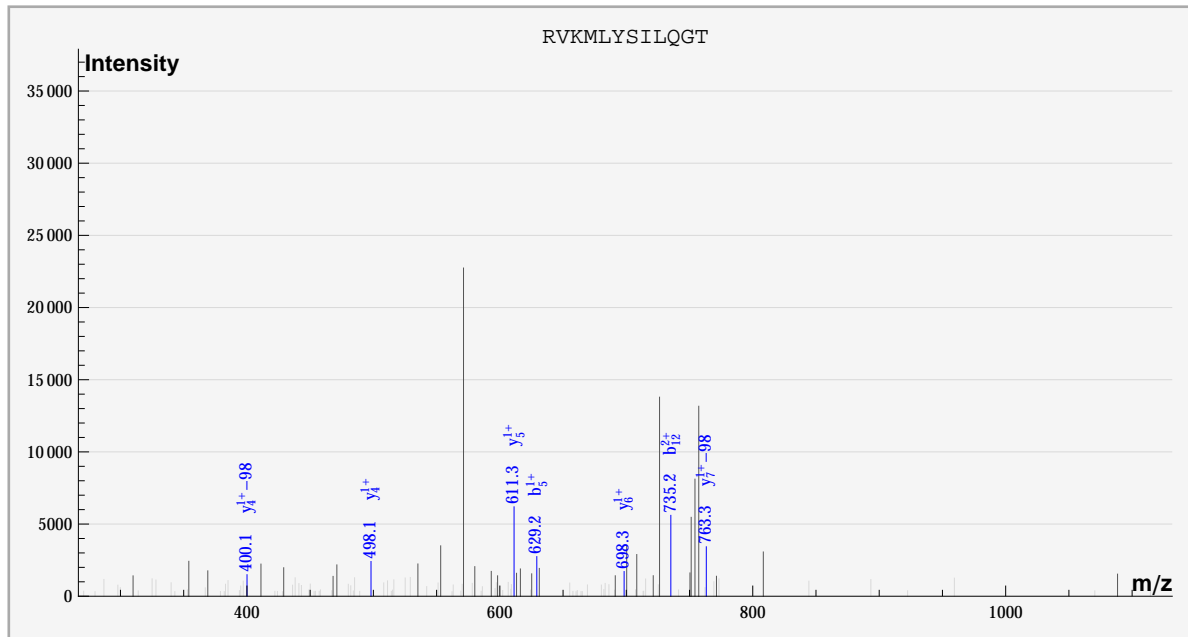
dbValid true KTLSSK PHOS(1) 1. 745. -1.63013 5.13274 100. ? 3042.
 S_Acido_new%gi|68568179|gb|AAY81108.1| KTLSSK%:::PHOS:::sample_3%cmpd_1520



	#	b	b*	#	y	y*	P	P*
K	1							✓
T	2			5	✓	✓		
L	3			4	✓			
S	4	✓		3				
S	5	✓	✓	2				
K	6	✓	✓	1				



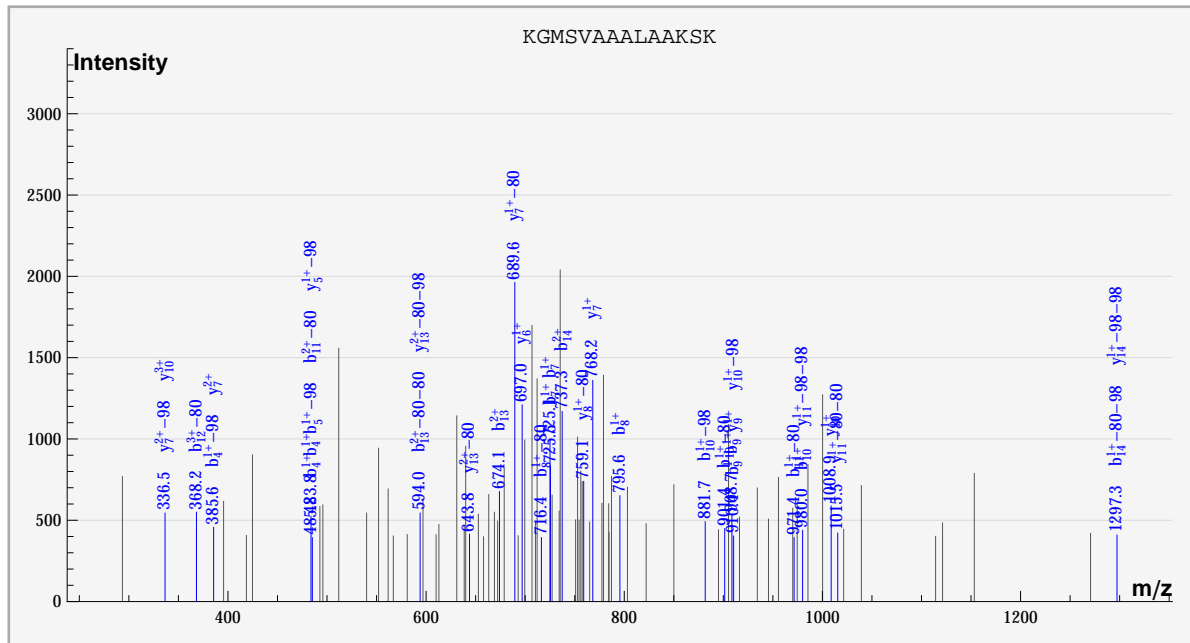
dbValid true RVKMLYSILQGT PHOS(1) 2. 746. -1.11417 5.36971 100. ? 2478.
 S_Acido_new%gi|68567308|gb|AAY80237.1| RVKMLYSILQGT%:::PHOS:%sample_3%cmpd_1045



	#	b	b*	#	y	y*	P	P*
R	1							
V	2			11				
K	3			10				
M	4			9				
L	5	✓		8				
Y	6			7		✓		
S	7			6	✓			
I	8			5	✓			
L	9			4	✓	✓		
Q	10			3				
G	11			2				
T	12	✓		1				

R V K M L Y S I L Q G T

dbValid true KGMSVAAALAAKSK PHOS(2) 2. 746. 0.853322 5.58199 100. ? 2502.
 S_Acido_new%gi|68567491|gb|AAV80420.1| KGMSVAAALAAKSK%:::PHOS:::PHOS::%sample_1%compd_1146

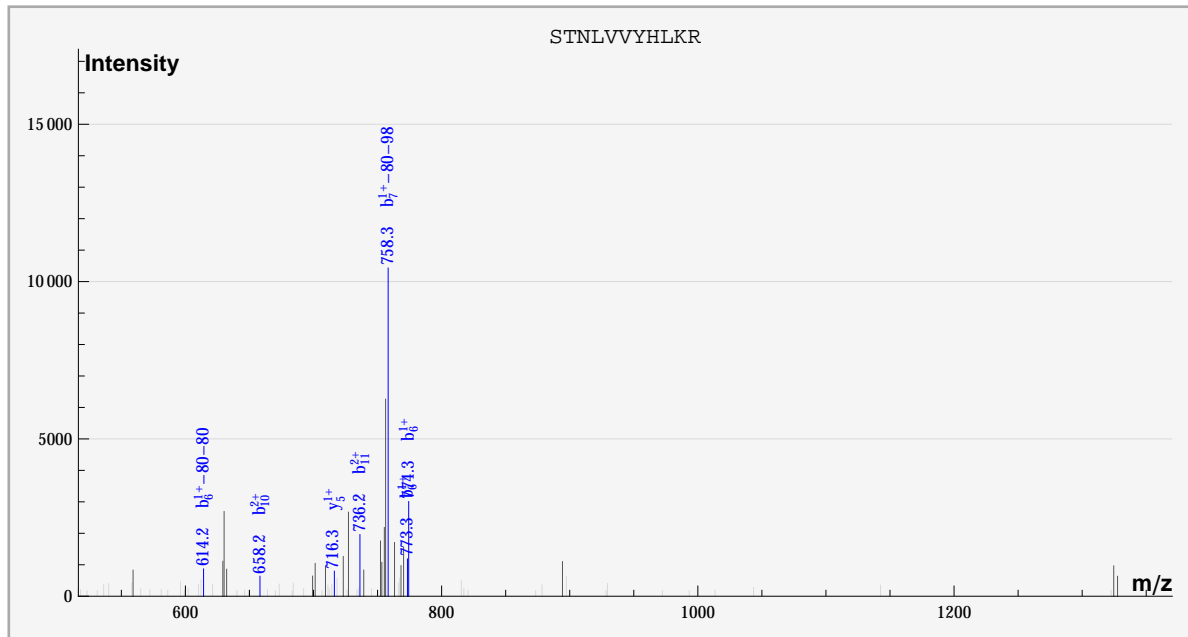


	#	b	b*	#	y	y*	P	P*
K	1							✓
G	2			13		✓		
M	3			12				
S	4	✓	✓	11		✓		
V	5		✓	10	✓	✓		
A	6			9	✓			
A	7	✓		8		✓		
A	8	✓	✓	7	✓	✓		
L	9	✓		6	✓			
A	10	✓	✓	5		✓		
A	11		✓	4				
K	12		✓	3				
S	13	✓	✓	2				
K	14	✓	✓	1				

[K][G][M][S][V][A][A][A][L][A][A][K][S][K]

dbValid true STNLVVYHLKR PHOS(2) 2. 747. -1.64819 5.27117 100. ? 3324.

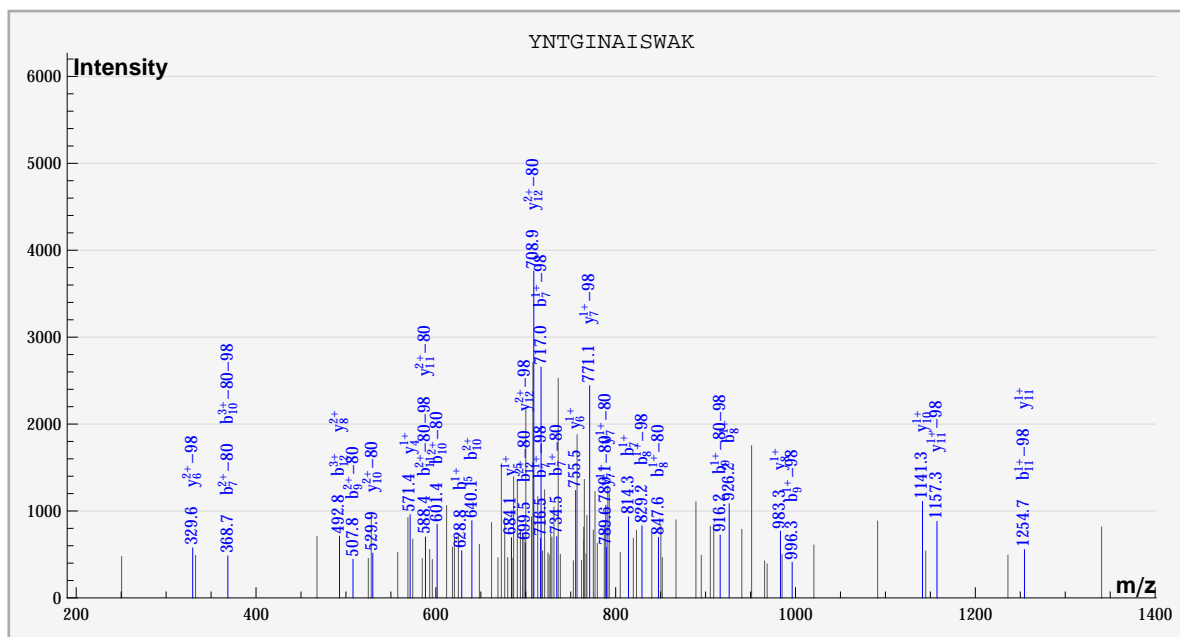
S_Acido_new%gi|68566932|gb|AA79861.1| STNLVVYHLKR%:PHOS:PHOS:.....:sample_3%cmpd_1755



	#	b	b*	#	y	y*	P	P*
S	1							
T	2			10				
N	3			9				
L	4			8				
V	5			7				
V	6	✓	✓	6				
Y	7		✓	5	✓			
H	8			4				
L	9			3				
K	10	✓		2				
R	11	✓		1				

S T N L V V Y H L K R

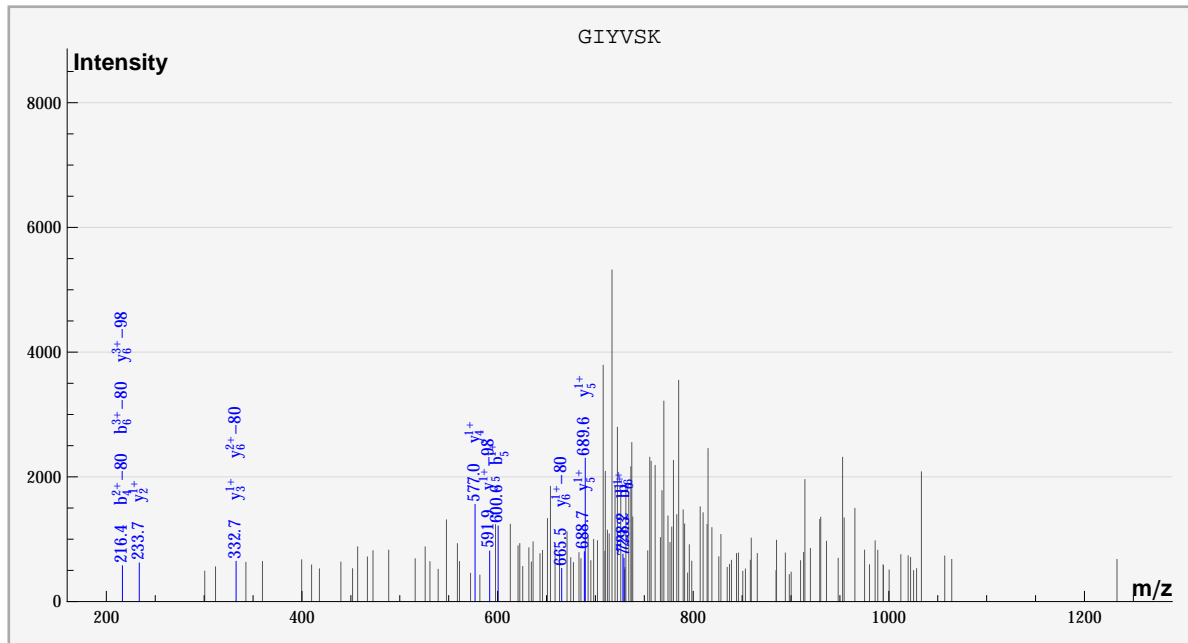
dbValid true YNTGINAISWAK PHOS(2) 2. 748. 1.31235 5.38211 100. ? 2964.
 S_Acido_new%gi|68567962|gb|AAy80891.1| YNTGINAISWAK%:PHOS:.....PHOS:....%sample_1%compd_1570



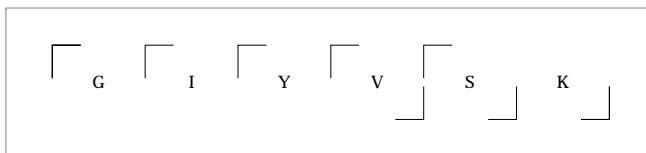
	#	b	b*	#	y	y*	P	P*
Y	1							✓
N	2			11	✓	✓		
T	3			10	✓	✓		
G	4			9				
I	5	✓		8	✓			
N	6			7		✓		
A	7	✓	✓	6	✓	✓		
I	8	✓	✓	5	✓			
S	9		✓	4	✓			
W	10	✓	✓	3				
A	11		✓	2				
K	12	✓	✓	1				

Y N T G I N A I S W A K

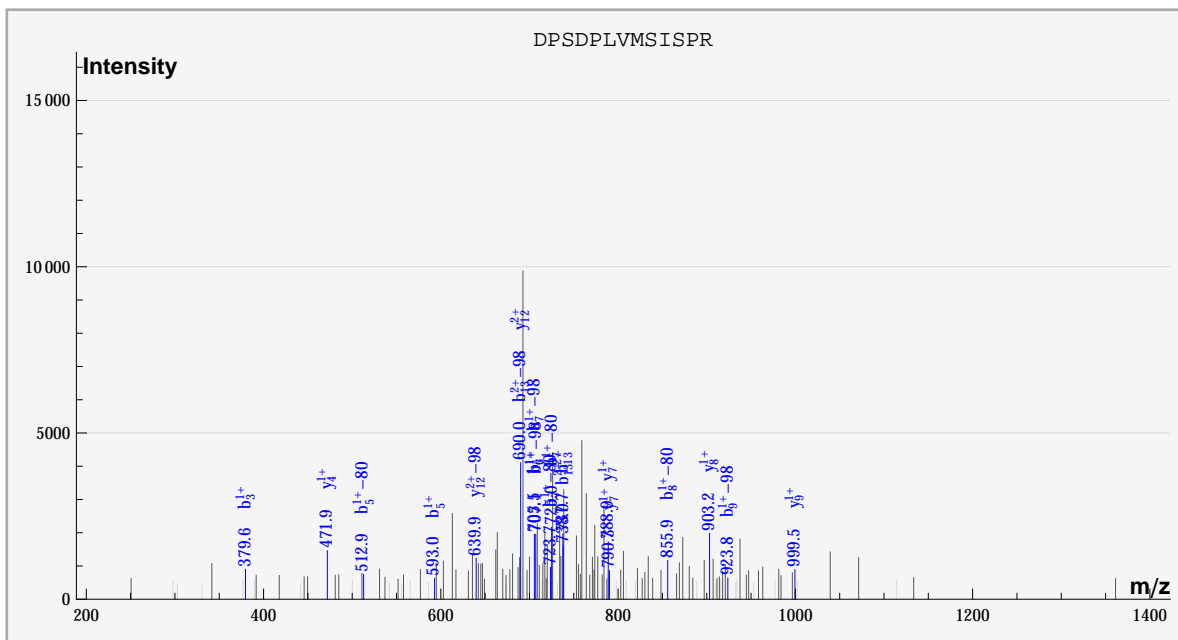
dbValid true GIYVSK PHOS(1) 1. 748. -1.6516 5.07185 100. ? 3168.
 S_Acido_new%gi|68567993|gb|AAY80922.1| GIYVSK%:::PHOS:::%sample_1%compd_1758



	#	b	b*	#	y	y*	P	P*
G	1							✓
I	2			5	✓	✓		
Y	3			4	✓			
V	4		✓	3	✓			
S	5	✓		2	✓			
K	6	✓	✓	1				



dbValid true DPSDPLVMSISPR PHOS(1) 2. 748. -0.661093 5.9591 100. ? 3234.
 S_Acido_new%gi|68567726|gb|AA80655.1| DPSDPLVMSISPR%:::PHOS:::sample_1%compd_1813

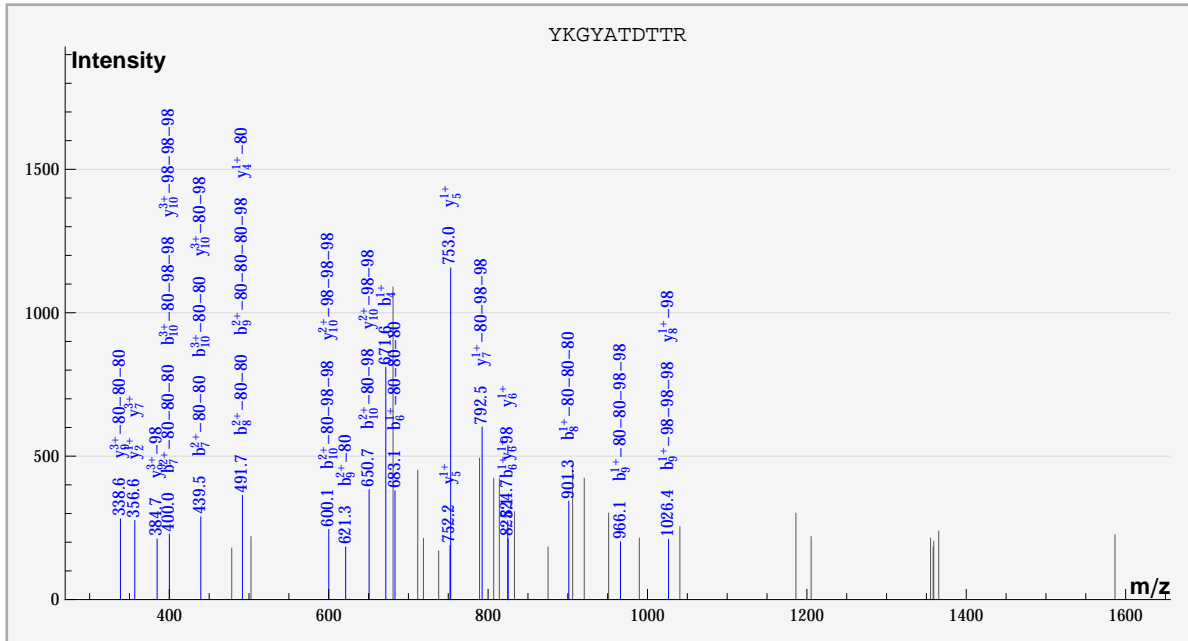


	#	b	b*	#	y	y*	P	P*
D	1							
P	2			12	✓	✓		
S	3	✓		11				
D	4			10				
P	5	✓	✓	9	✓			
L	6	✓		8	✓			
V	7		✓	7	✓			
M	8		✓	6				
S	9		✓	5				
I	10			4	✓			
S	11			3				
P	12			2				
R	13	✓	✓	1				

D [P S] D [P [L [V] M] S [I S P R]

dbValid true YKGYATDTTR PHOS(4) 2. 748. 0.220807 4.999 100. ? 4278.

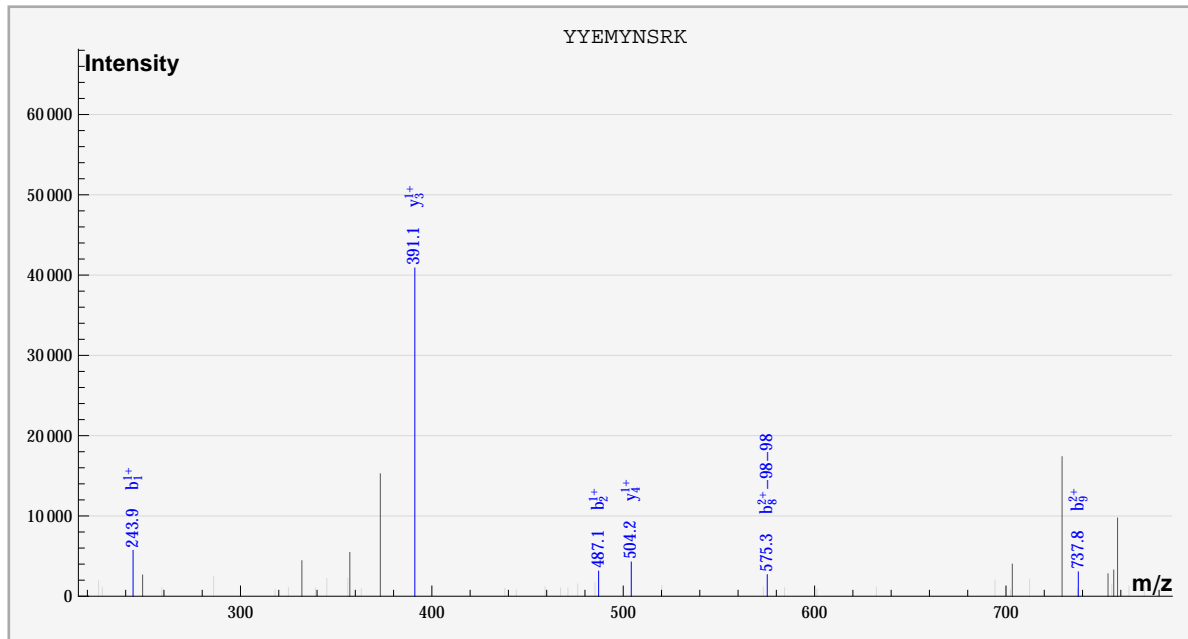
S_Acido_new%gii68567443|gb|AAy80372.1| YKGYATDTTR%:PHOS::PHOS::PHOS::PHOS::%sample_1%cmpd_2765



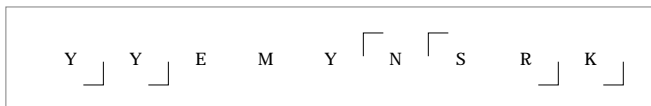
	#	b	b*	#	y	y*	P	P*
Y	1							✓
K	2			9			✓	
G	3			8			✓	
Y	4	✓		7	✓	✓		
A	5			6	✓			
T	6		✓	5	✓			
D	7		✓	4		✓		
T	8		✓	3				
T	9		✓	2		✓		
R	10		✓	1				

Y K G Y A T D T T R

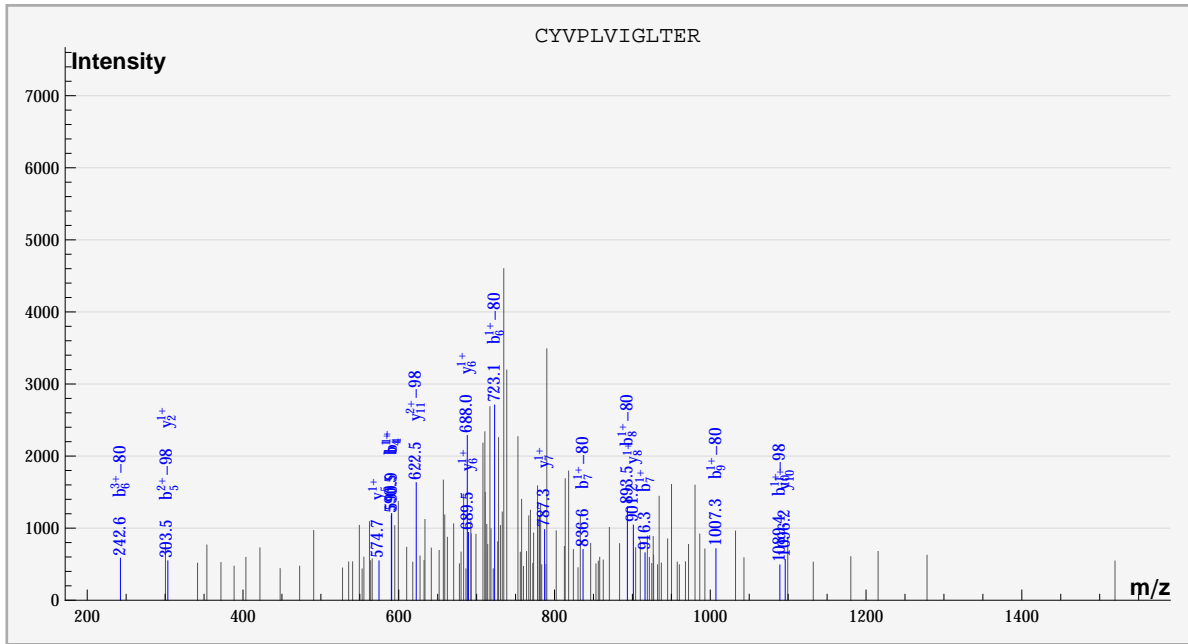
dbValid true YYEMYSRK PHOS(3) 2. 749. -1.76593 5.08307 100. ? 1680.
 S_Acido_new%gi|68567117|gb|AAY80046.1| YYEMYSRK%:PHOS:PHOS::PHOS:::sample_3%compd_367



	#	b	b*	#	y	y*	P	P*
Y	1	✓						
Y	2	✓		8				
E	3			7				
M	4			6				
Y	5			5				
N	6			4	✓			
S	7			3	✓			
R	8		✓	2				
K	9	✓		1				



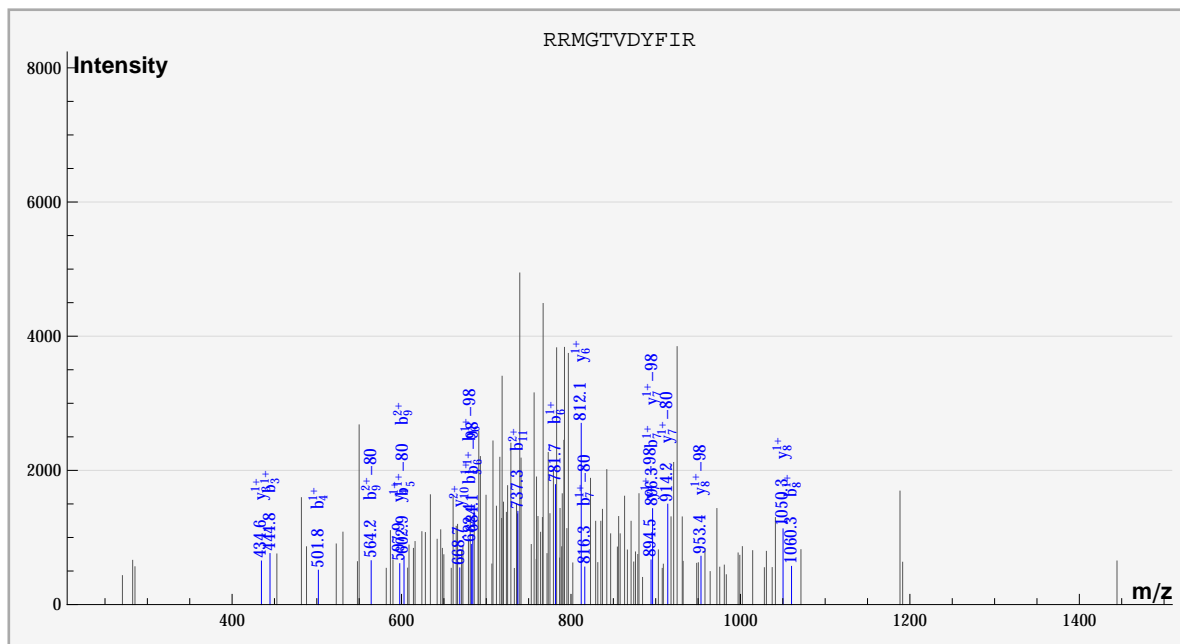
dbValid true CYVPLVIGLTER Cys_CAM(1),PHOS(1) 2. 749. 1.37001 5.04058 100. ? 2820.
 S_Acido_new%gil68566534|gb|AA79463.1| CYVPLVIGLTER%:Cys_CAM:PHOS:.....%sample_1%compd_1439



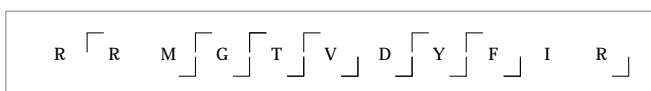
	#	b	b*	#	y	y*	P	P*
C	1							
Y	2			11		✓		
V	3			10	✓			
P	4	✓		9				
L	5		✓	8	✓			
V	6		✓	7	✓			
I	7	✓	✓	6	✓			
G	8		✓	5	✓			
L	9		✓	4				
T	10		✓	3				
E	11			2	✓			
R	12			1				

C Y V P L V I G L T E R

dbValid true RRMGTVDYFIR PHOS(1) 2. 749. -1.64223 5.33633 100. ? 3684.
 S_Acido_new%gi|68566856|gb|AA79785.1| RRMGTVDYFIR%::::PHOS:::::sample_1%compd_2225

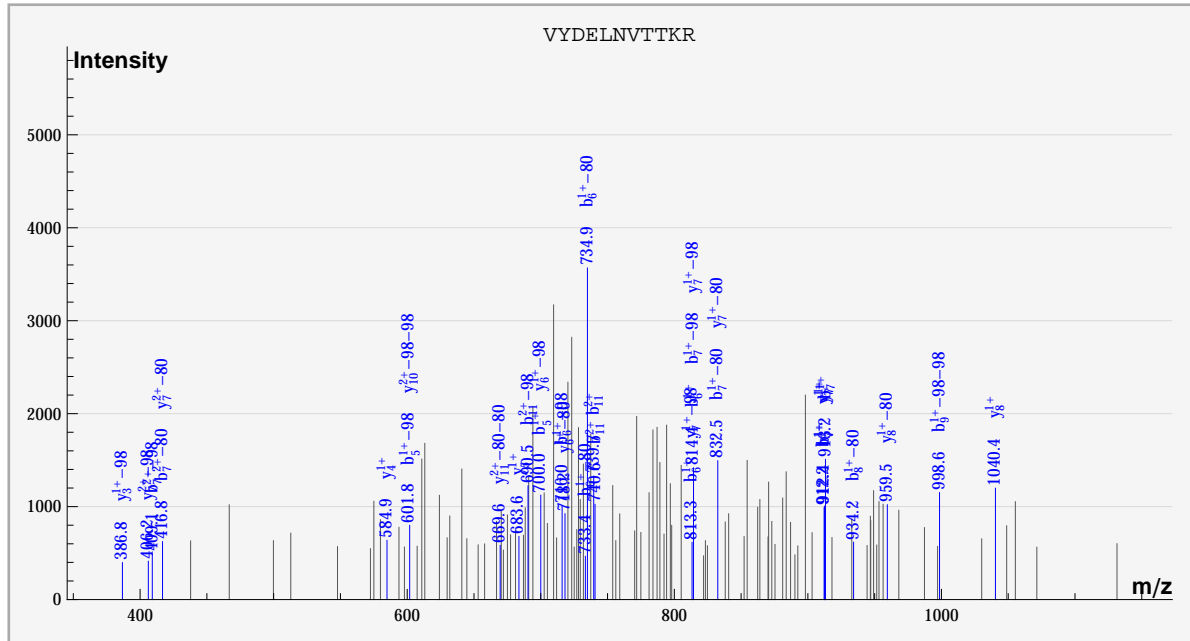


	#	b	b*	#	y	y*	P	P*
R	1							
R	2			10	✓			
M	3	✓		9				
G	4	✓		8	✓	✓		
T	5	✓	✓	7		✓		
V	6	✓	✓	6	✓			
D	7	✓	✓	5				
Y	8	✓		4	✓			
F	9	✓	✓	3	✓			
I	10			2				
R	11	✓		1				



dbValid true VYDELNVTTKR PHOS(2) 2. 749. 0.322917 5.05559 100. ? 3840.

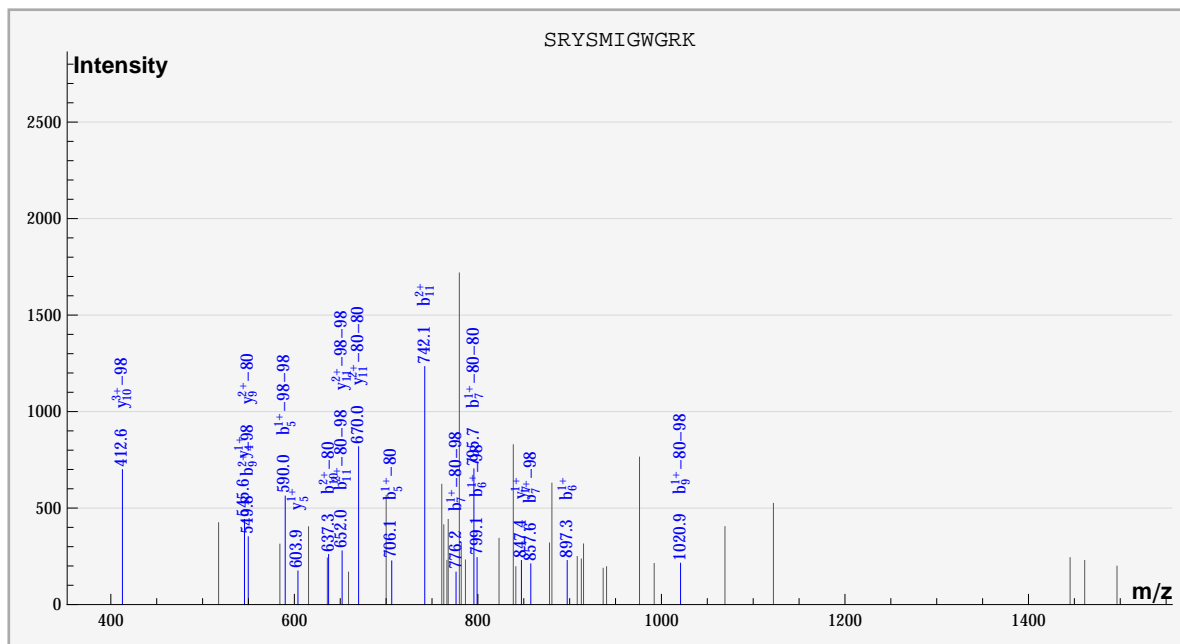
S_Acido_new%gi|68567337|gb|AAy80266.1| VYDELNVTTKR%::PHOS:::PHOS:::sample_1%compd_2369



	#	b	b*	#	y	y*	P	P*
V	1							✓
Y	2			10		✓		
D	3			9				
E	4			8	✓	✓		
L	5	✓	✓	7	✓	✓		
N	6	✓	✓	6		✓		
V	7	✓	✓	5	✓			
T	8		✓	4	✓			
T	9		✓	3		✓		
K	10			2				
R	11	✓	✓	1				

V Y D E L N V T T K R

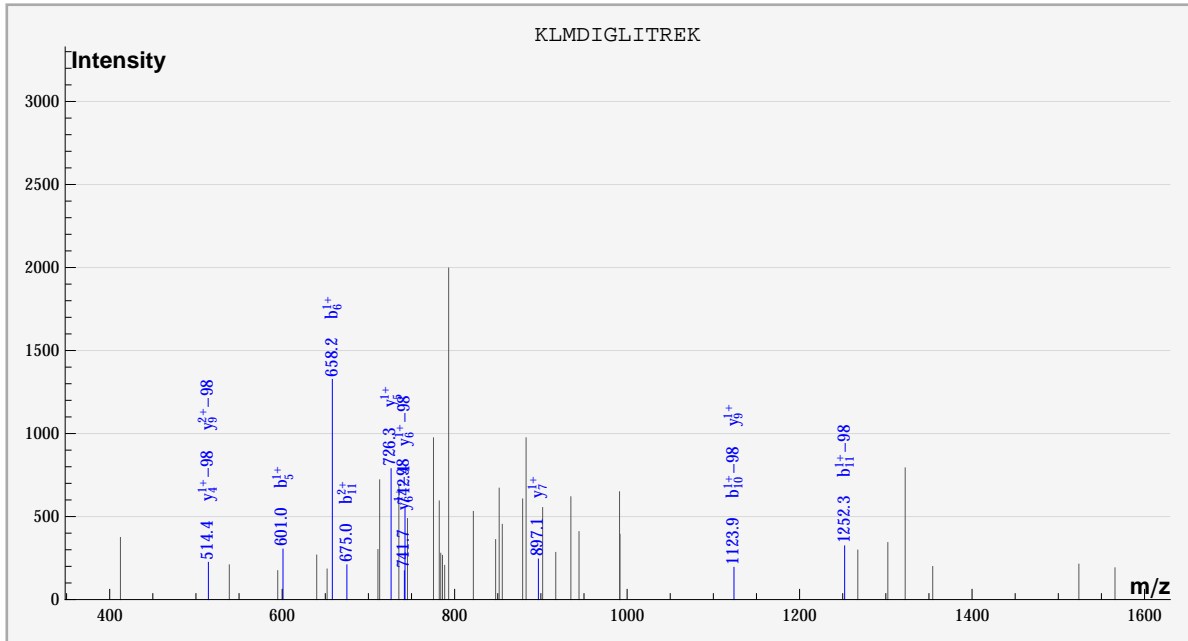
dbValid true SRYSMIGWGRK PHOS(2) 2. 750. 0.814542 5.04003 100. ? 3258.
 S_Acido_new%gil68567826|gb|AAY80755.1| SRYSMIGWGRK%:PHOS::PHOS:::sample_0%compd_1660



	#	b	b*	#	y	y*	P	P*
S	1							✓
R	2			10		✓		
Y	3			9		✓		
S	4			8				
M	5		✓	7		✓		
I	6	✓	✓	6				
G	7		✓	5		✓		
W	8			4		✓		
G	9		✓	3				
R	10		✓	2				
K	11	✓	✓	1				

SRYSMIGWGRK

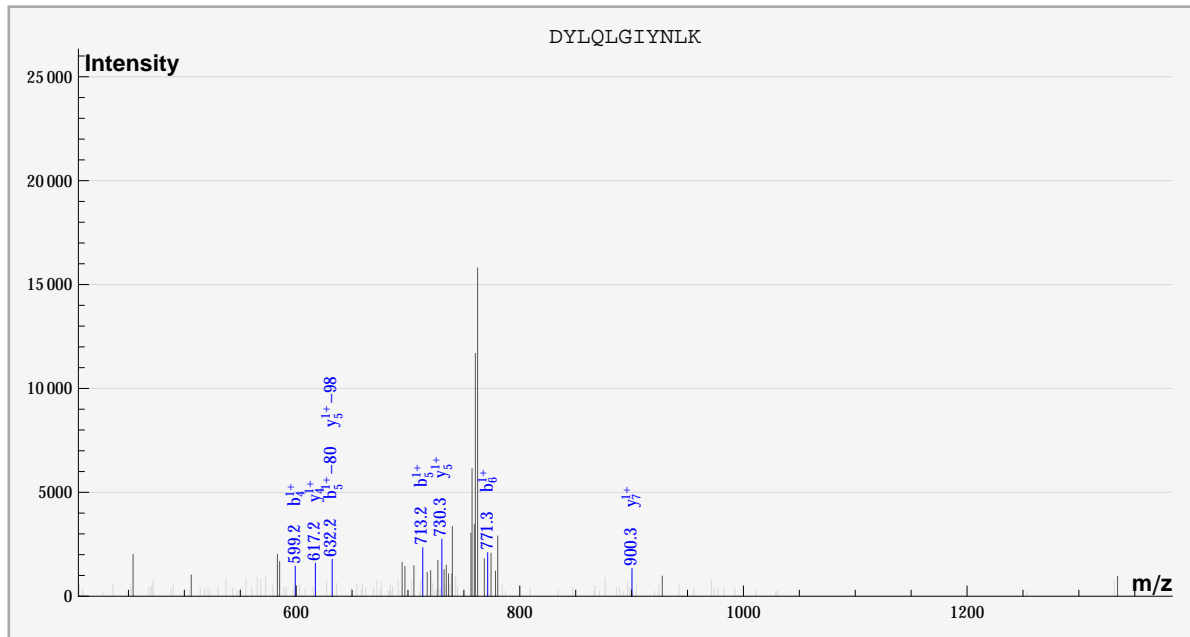
dbValid true KLMDIGLITREK PHOS(1) 2. 750. -1.10107 5.10259 100. ? 3468.
 S_Acido_new%gi|68567659|gb|AAy80588.1| KLMDIGLITREK%:::::PHOS::::%sample_0%compd_1831



	#	b	b*	#	y	y*	P	P*
K	1							
L	2			11				
M	3			10				
D	4			9	✓	✓		
I	5	✓		8				
G	6	✓		7	✓			
L	7			6		✓		
I	8			5	✓			
T	9			4		✓		
R	10		✓	3				
E	11	✓	✓	2				
K	12			1				

K L M D I G L I T R E K

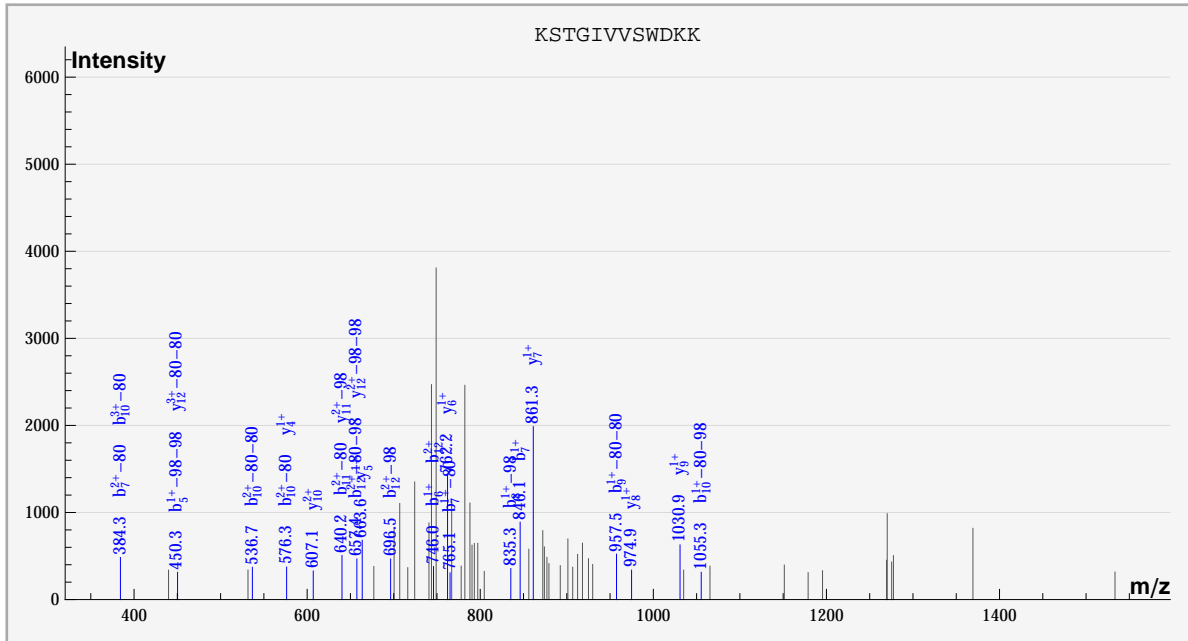
dbValid true DYQLQGIYNLK PHOS(2) 2. 751. -0.667248 5.11316 100. ? 3144.
 S_Acido_new%gi|68568544|gb|AA81473.1| DYQLQGIYNLK%::PHOS:::PHOS:::sample_0%compd_1643



	#	b	b*	#	y	y*	P	P*
D	1							
Y	2			10				
L	3			9				
Q	4	✓		8				
L	5	✓	✓	7	✓			
G	6	✓		6				
I	7			5	✓	✓		
Y	8			4	✓			
N	9			3				
L	10			2				
K	11			1				

D Y L Q L G I Y N L K

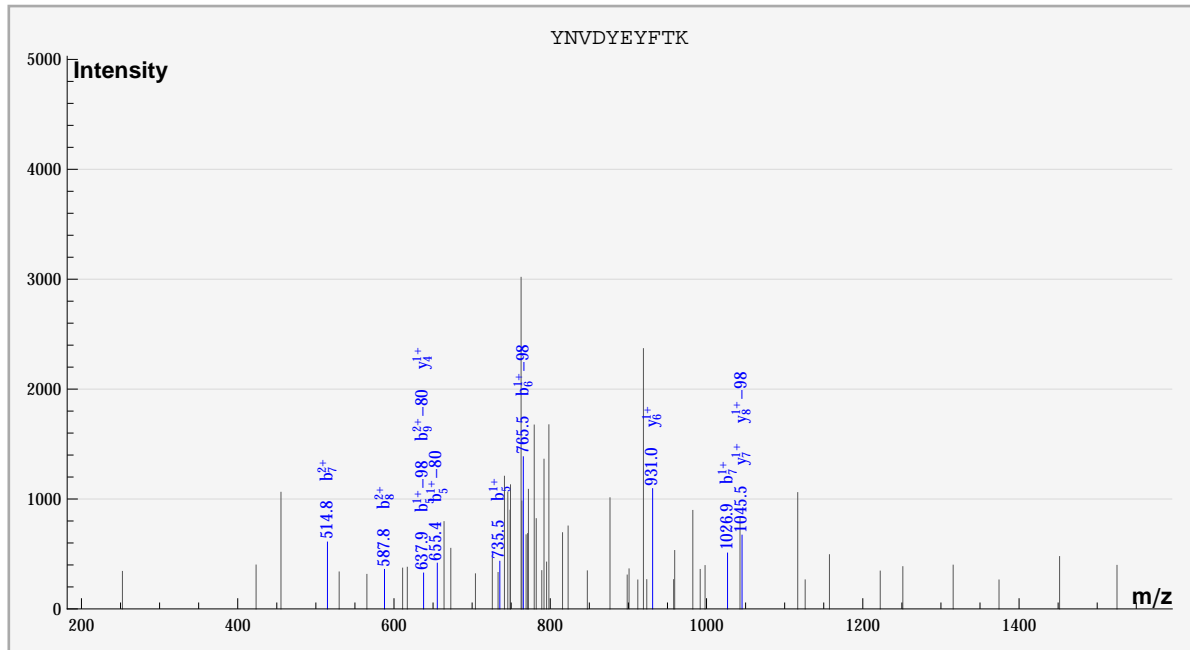
dbValid true KSTGIVVSWDKK PHOS(2) 2. 753. 1.35147 5.09885 100. ? 2652.
 S_Acido_new%gi|68568101|gb|AAY81030.1| KSTGIVVSWDKK%::PHOS:PHOS:::sample_0%compd_1161



	#	b	b*	#	y	y*	P	P*
K	1							✓
S	2			11		✓		
T	3			10	✓			
G	4			9	✓			
I	5		✓	8	✓			
V	6	✓		7	✓			
V	7	✓	✓	6	✓			
S	8		✓	5	✓			
W	9		✓	4	✓			
D	10		✓	3				
K	11		✓	2				
K	12	✓	✓	1				

[K] [S] [T] [G] [I] [V] [V] [S] [W] [D] [K] [K]

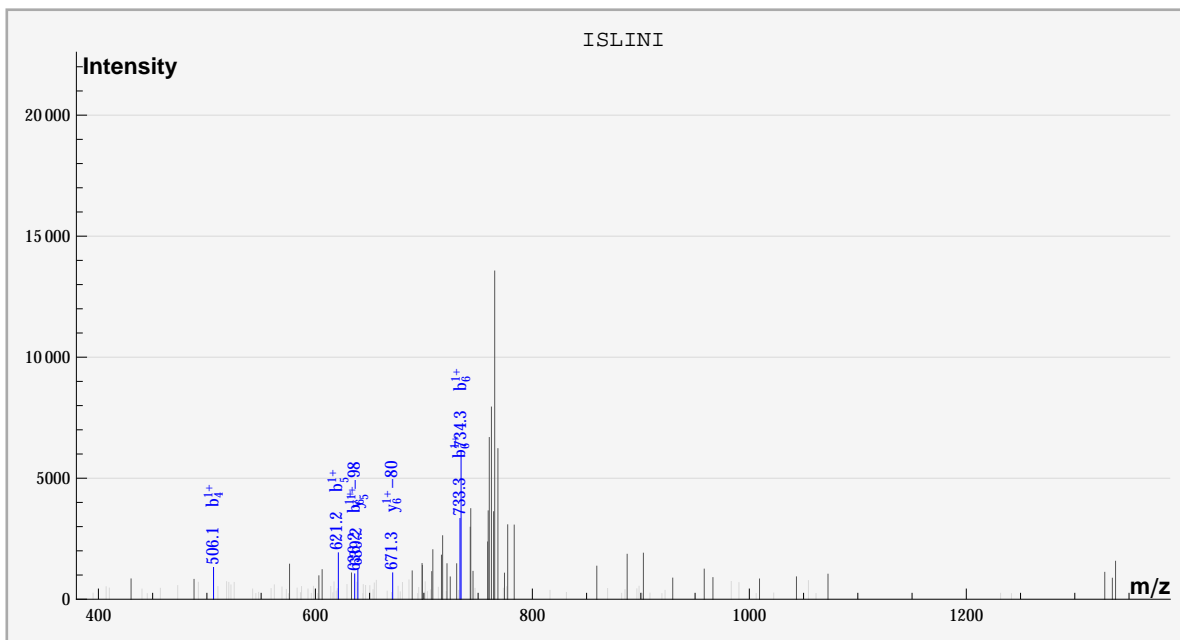
dbValid true YNVDYEFYFTK PHOS(2) 2. 753. -1.73018 5.13516 100. ? 3018.
 S_Acido_new%gi|68567767|gb|AA80696.1| YNVDYEFYFTK%:PHOS:::PHOS::%sample_0%compd_1461



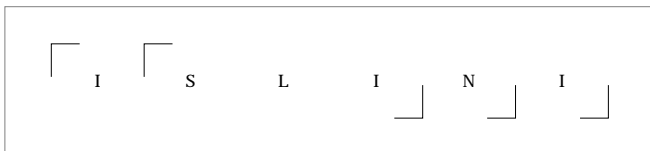
	#	b	b*	#	y	y*	P	P*
Y	1							
N	2			9				
V	3			8		✓		
D	4			7		✓		
Y	5	✓	✓	6		✓		
E	6		✓	5				
Y	7	✓		4		✓		
F	8	✓		3				
T	9		✓	2				
K	10			1				

Y N V D Y E Y F T K

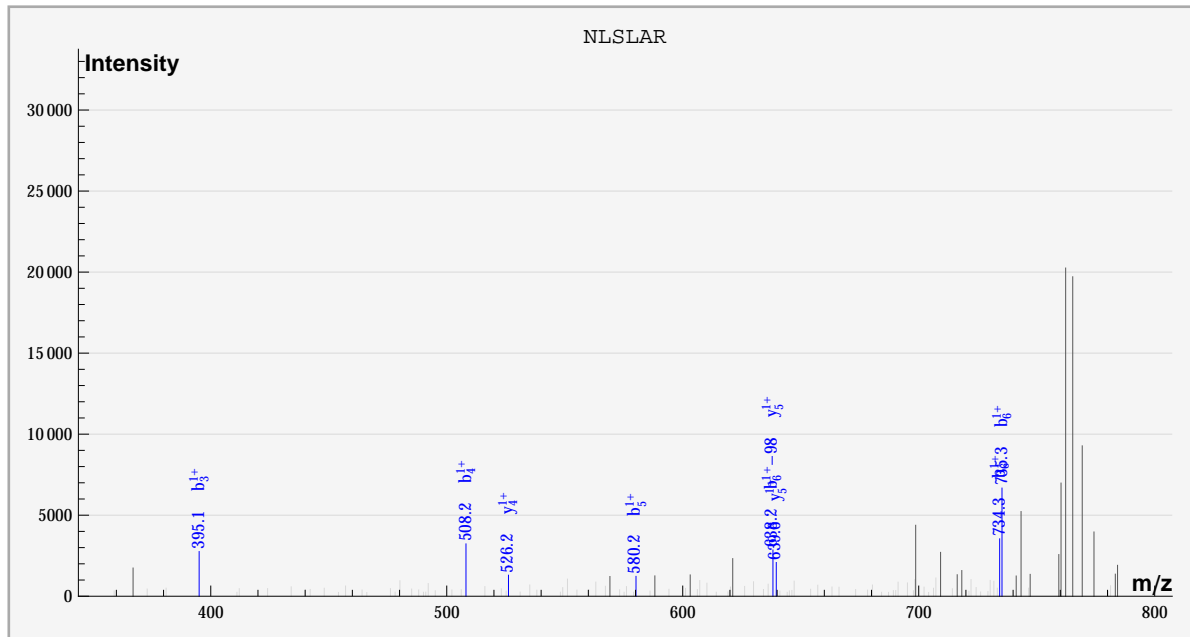
dbValid true ISLINI PHOS(1) 1. 754. -1.60465 6.0654 100. ? 2952.
 S_Acido_new%gi|68568430|gb|AAY81359.1| ISLINI%::PHOS::::%sample_0%compd_1480



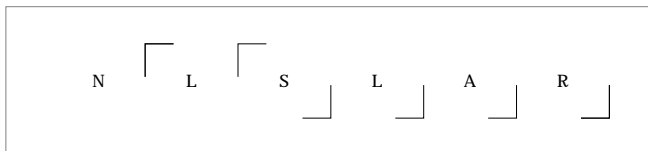
	#	b	b*	#	y	y*	P	P*
I	1							✓
S	2			5	✓			
L	3			4				
I	4	✓		3				
N	5	✓		2				
I	6	✓	✓	1				



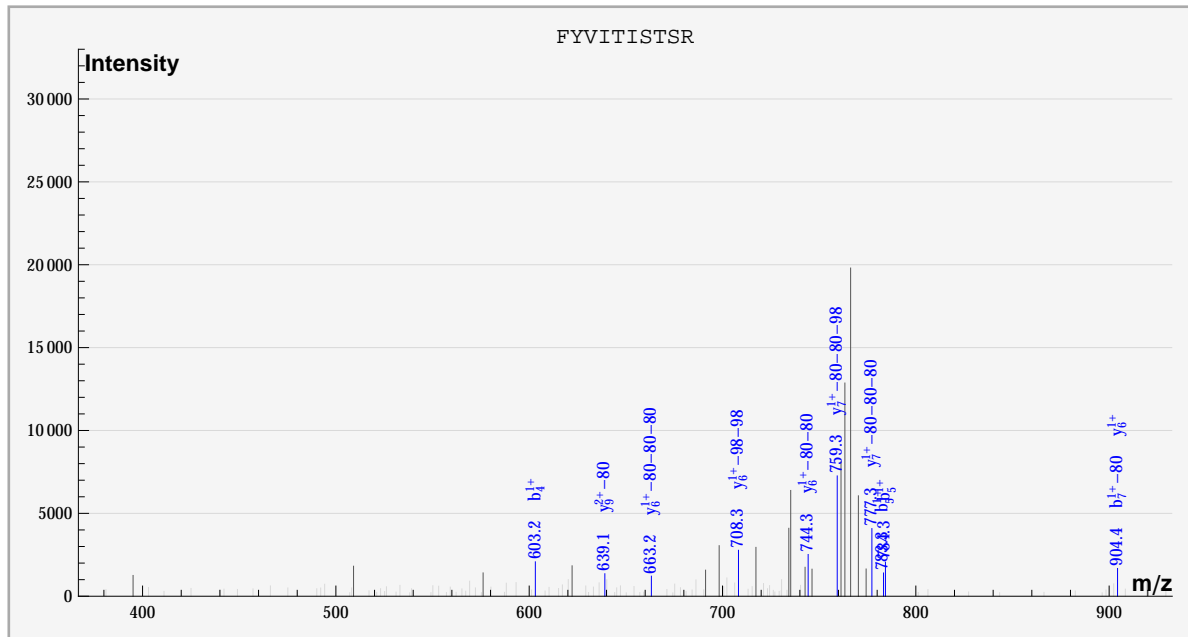
dbValid true NLSLAR PHOS(1) 1. 755. -1.63455 5.35691 100. ? 2526.
 S_Acido_new%gi|68566812|gb|AAY79741.1| NLSLAR%:::PHOS:::%sample_0%compd_1114



	#	b	b*	#	y	y*	P	P*
N	1							
L	2			5	✓			
S	3	✓		4	✓			
L	4	✓		3				
A	5	✓		2				
R	6	✓	✓	1				



dbValid true FYVITISTSR PHOS(4) 2. 755. -1.24043 5.08474 100. ? 2718.
 S_Acido_new%gi|68566711|gb|AA79640.1| FYVITISTSR::PHOS::PHOS::PHOS:PHOS::%sample_0%compd_1277

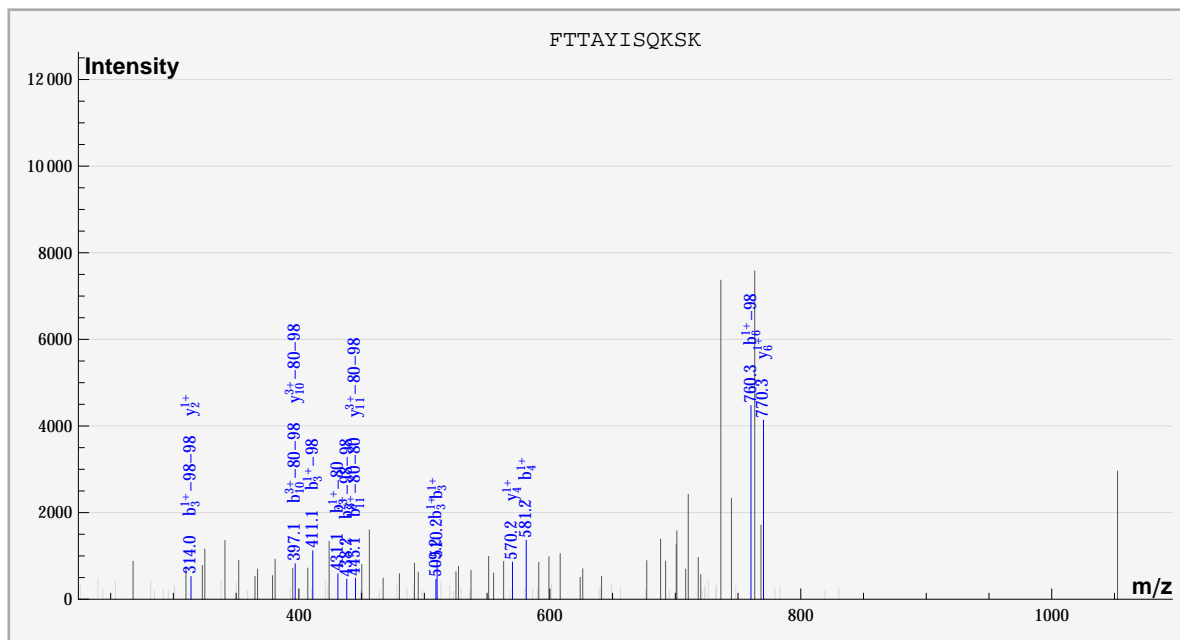


	#	b	b*	#	y	y*	P	P*
F	1							
Y	2			9		✓		
V	3			8				
I	4	✓		7		✓		
T	5	✓		6	✓	✓		
I	6			5				
S	7		✓	4				
T	8			3				
S	9			2				
R	10			1				

F Y V I T I S T S R

dbValid true FTTAYISQKSK PHOS(3) 2. 756. 1.29243 5.15648 100. ? 1668.

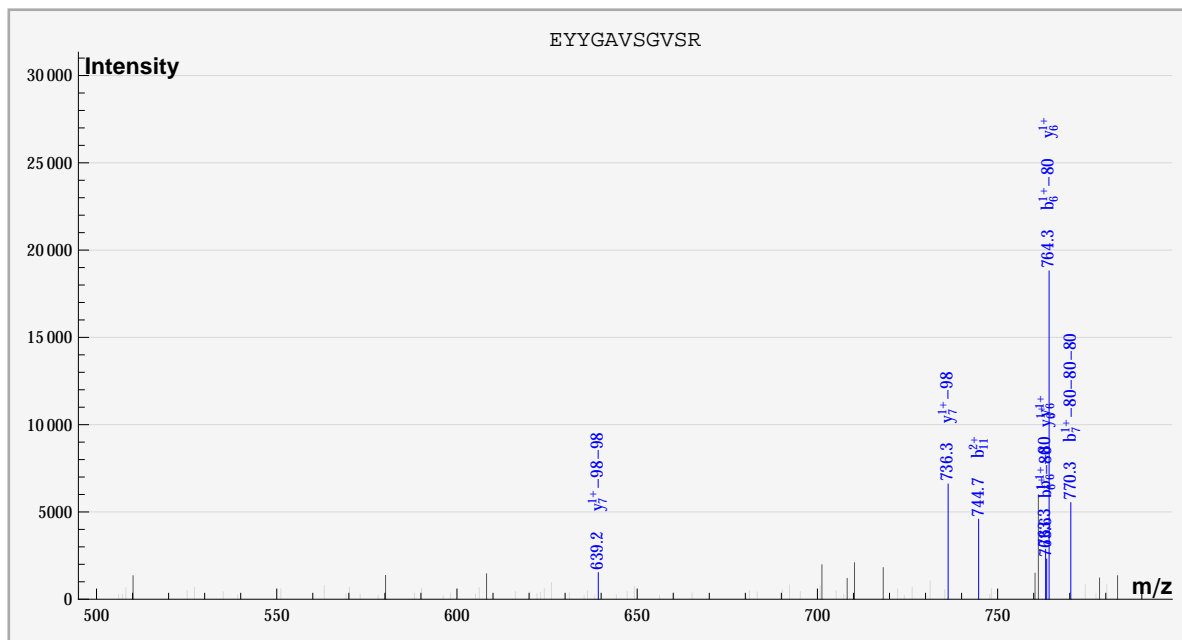
S_Acido_new%gi|68566747|gb|AA79676.1| FTTAYISQKSK%::PHOS:PHOS:::PHOS::%sample_0%cmpd_373



	#	b	b*	#	y	y*	P	P*
F	1							✓
T	2			10		✓		
T	3	✓	✓	9				
A	4	✓		8				
Y	5			7				
I	6		✓	6	✓			
S	7			5				
Q	8		✓	4	✓			
K	9			3				
S	10		✓	2	✓			
K	11		✓	1				

FTTAYISQKSK

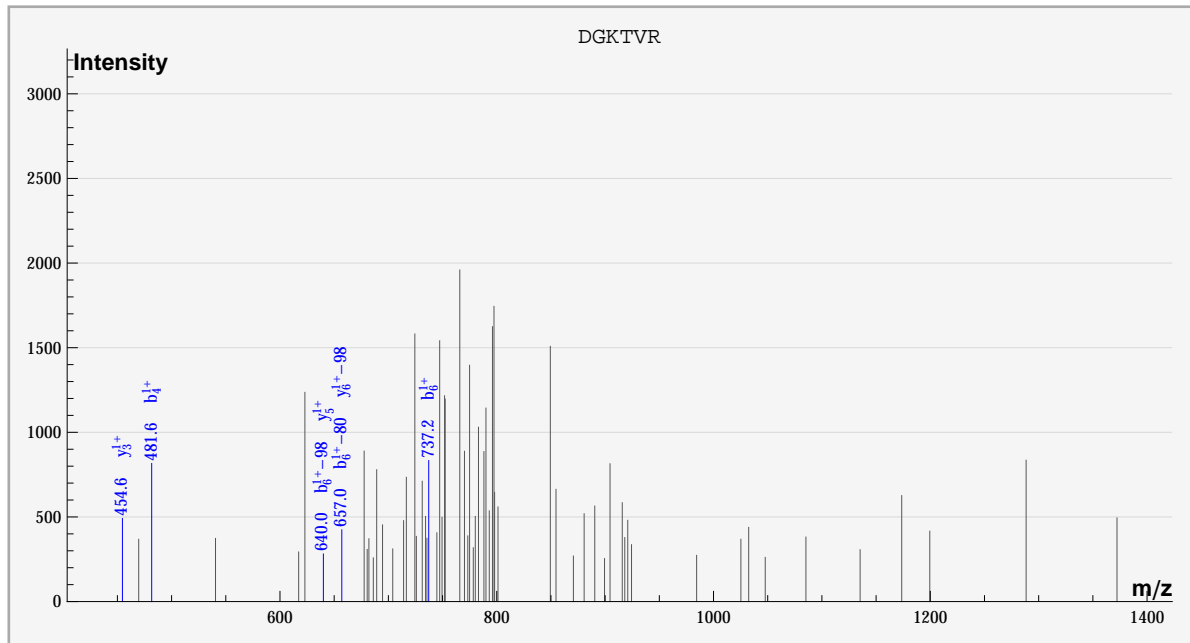
dbValid true EYYGAVSGVSR PHOS(4) 2. 756. -1.7792 5.1146 100. ? 2400.
 S_Acido_new%gi|68568028|gb|AA80957.1| EYYGAVSGVSR::PHOS:PHOS::PHOS::PHOS::%sample_0%cmpd_1000



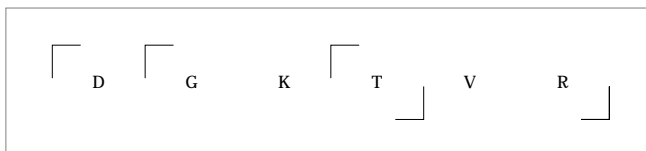
	#	b	b*	#	y	y*	P	P*
E	1							
Y	2			10				
Y	3			9				
G	4			8				
A	5			7		✓		
V	6	✓		6	✓			
S	7	✓		5				
G	8			4				
V	9			3				
S	10			2				
R	11	✓		1				

E Y Y G [A [V] S] G V S R]

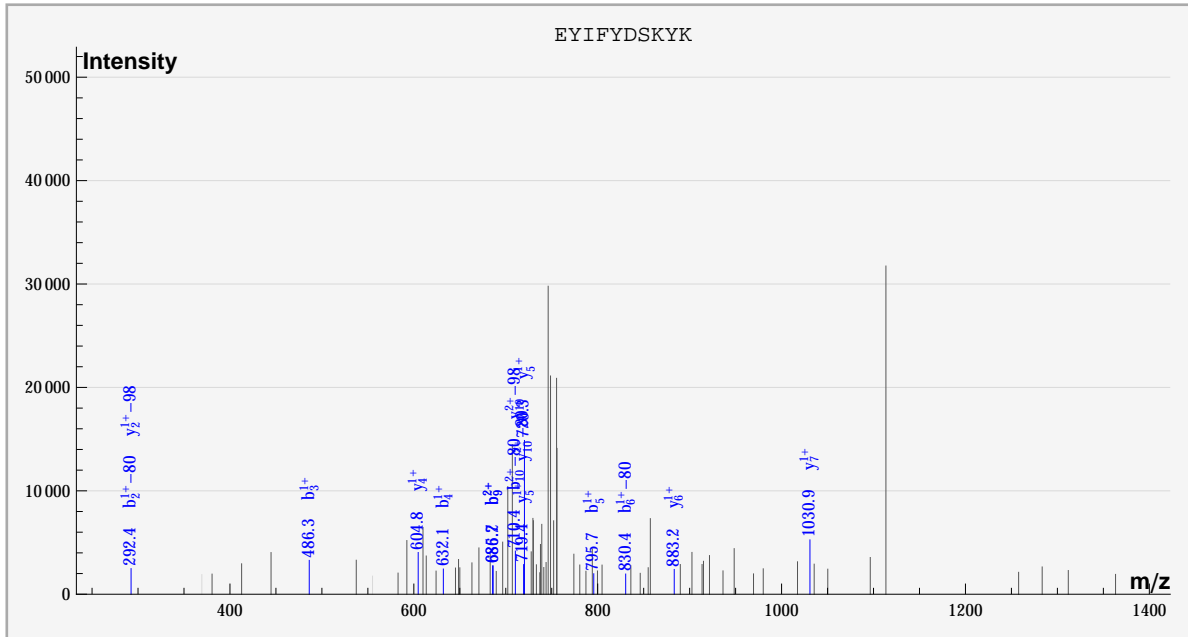
dbValid true DGKTVR PHOS(1) 1. 756. -0.655285 5.20779 100. ? 2886.
 S_Acido_new%gi|68568162|gb|AAY81091.1| DGKTVR%:::PHOS:::sample_0%compd_1354



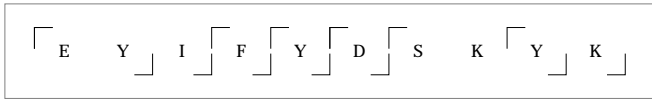
	#	b	b*	#	y	y*	P	P*
D	1							✓
G	2			5	✓			
K	3			4				
T	4	✓		3	✓			
V	5			2				
R	6	✓	✓	1				



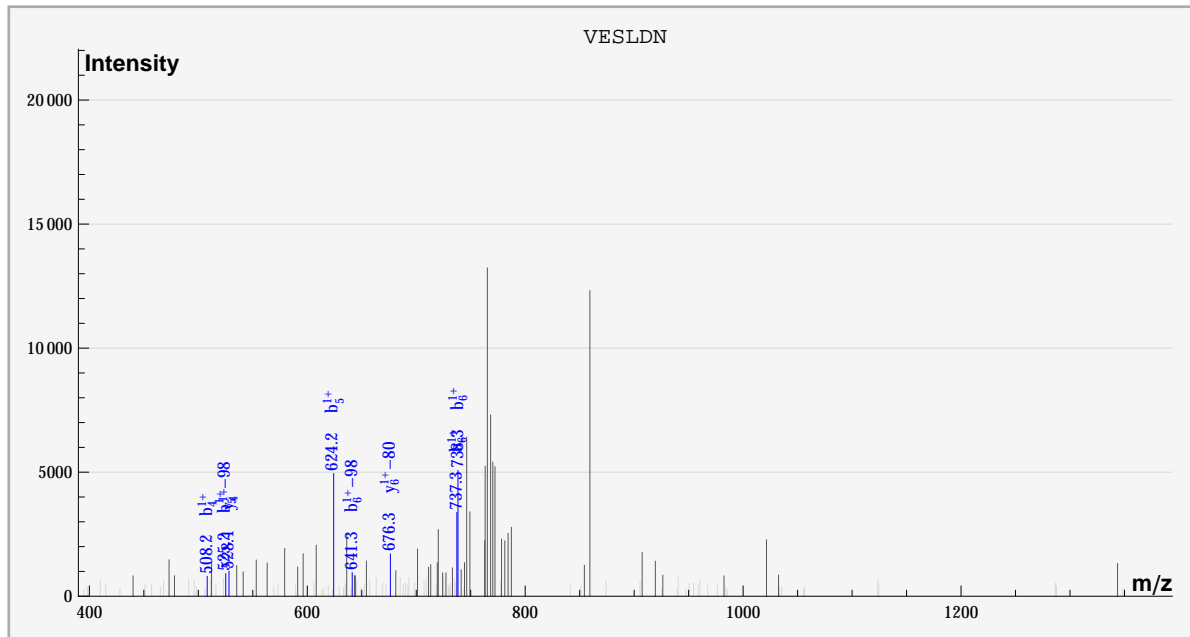
dbValid true EYIFYDSKYK PHOS(2) 2. 757.59 0.705837 5.09551 100. ? 2238.
 S_Acido_new%gi|68567051|gb|AA79980.1| EYIFYDSKYK%::PHOS:::PHOS::%sample_1%cmpd_894



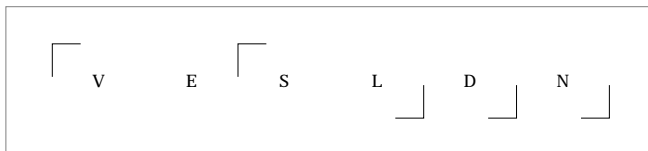
	#	b	b*	#	y	y*	P	P*
E	1							✓
Y	2		✓	9				
I	3	✓		8				
F	4	✓		7	✓			
Y	5	✓		6	✓			
D	6		✓	5	✓			
S	7			4	✓			
K	8			3				
Y	9	✓		2		✓		
K	10		✓	1				



dbValid true VESLDN PHOS(1) 1. 758. -1.71889 5.42105 100. ? 3216.
 S_Acido_new%gi|68568023|gb|AAY80952.1| VESLDN%:::PHOS:::%sample_0%compd_1711

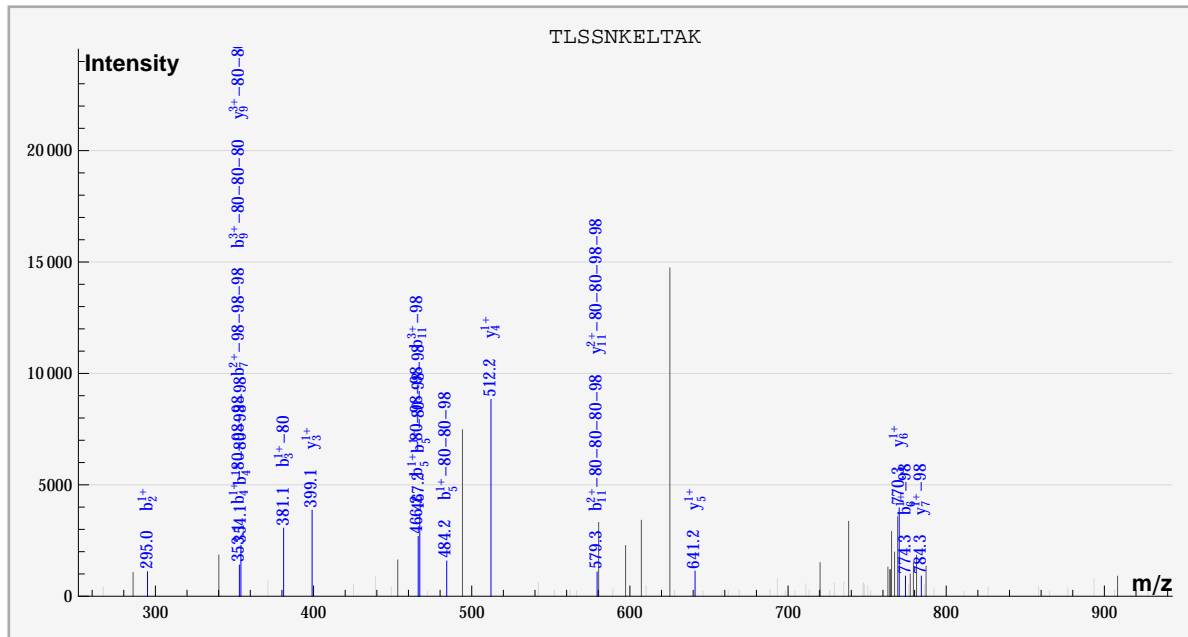


	#	b	b*	#	y	y*	P	P*
V	1							✓
E	2			5				
S	3			4	✓			
L	4	✓		3				
D	5	✓	✓	2				
N	6	✓	✓	1				



dbValid true TLSSNKELTAK PHOS(4) 2. 758. -1.73479 5.0777 100. ? 3738.

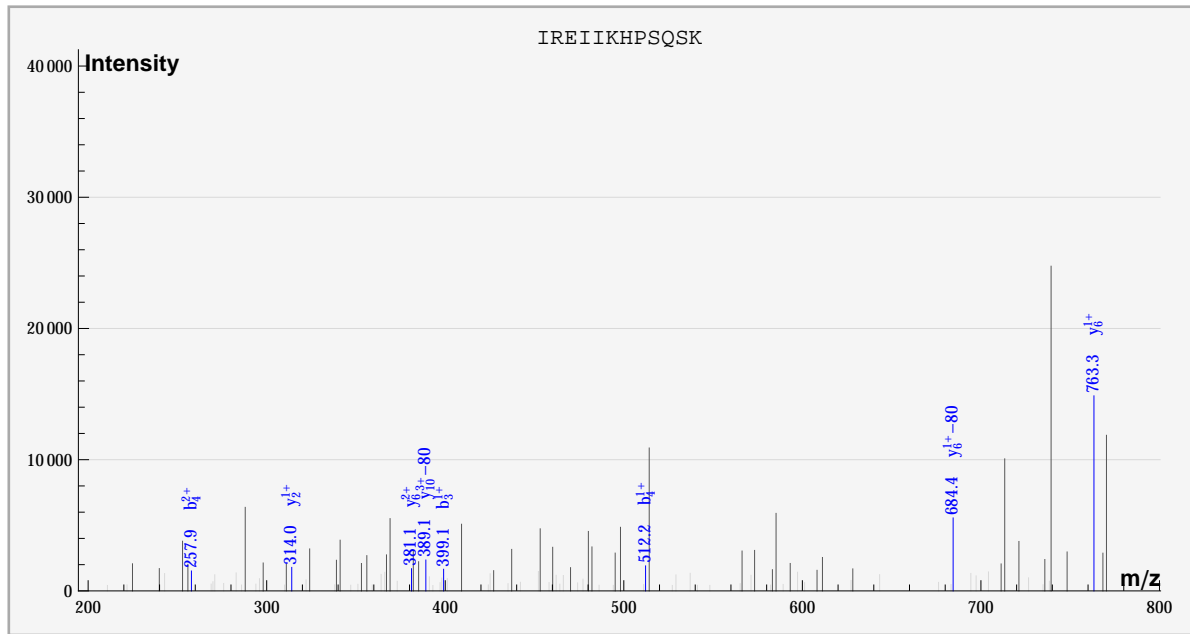
S_Acido_new%gi|68566640|gb|AAY79569.1| TLSSNKELTAK%:PHOS::PHOS:PHOS::::PHOS:::sample_0%compd_2157



	#	b	b*	#	y	y*	P	P*
T	1							✓
L	2	✓		10		✓		
S	3		✓	9		✓		
S	4		✓	8				
N	5		✓	7		✓		
K	6		✓	6	✓			
E	7		✓	5	✓			
L	8			4	✓			
T	9		✓	3	✓			
A	10			2				
K	11		✓	1				

T L S S N K E L T A K

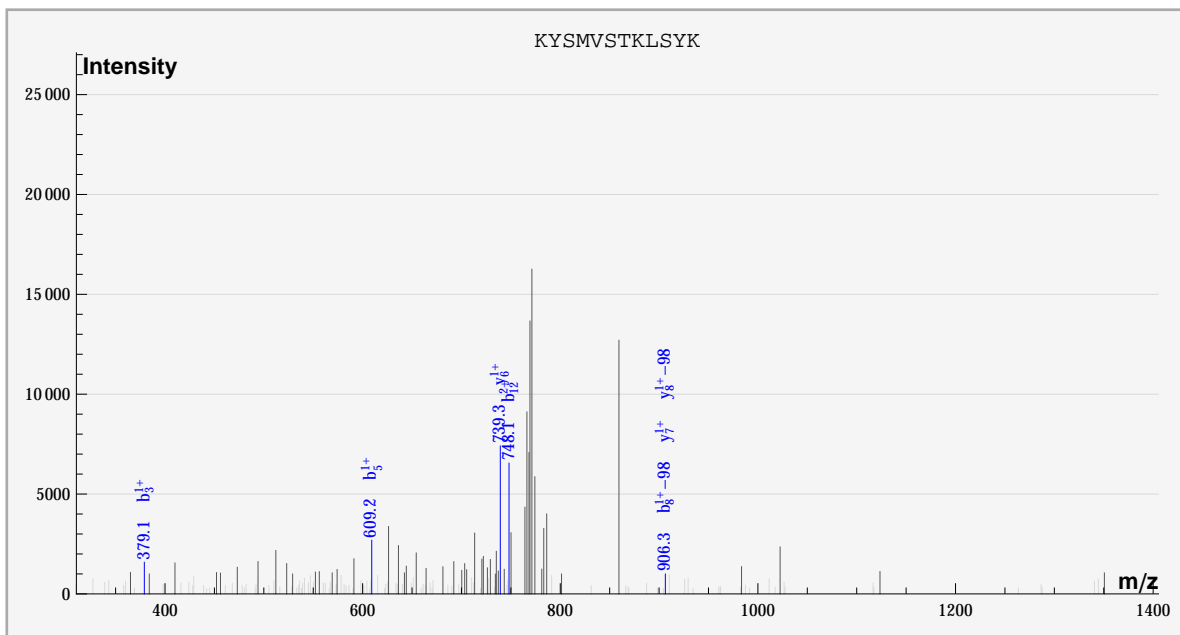
dbValid true IREIKHPSQSK PHOS(1) 2. 759. -0.594228 5.04102 100. ? 1812.
 S_Acido_new%gi68566943|gb|AAY79872.1| IREIKHPSQSK%:::PHOS::%sample_0%cmpd_499



	#	b	b*	#	y	y*	P	P*
I	1							
R	2			11				
E	3	✓		10		✓		
I	4	✓		9				
I	5			8				
K	6			7				
H	7			6	✓	✓		
P	8			5				
S	9			4				
Q	10			3				
S	11			2		✓		
K	12			1				

I R E I I K H P S Q S K

dbValid true KYSMVSTKLSYK PHOS(1) 2. 759. -1.13015 5.39729 100. ? 2892.
 S_Acido_new%gi|68568081|gb|AA81010.1| KYSMVSTKLSYK%:::PHOS:::sample_0%compd_1435

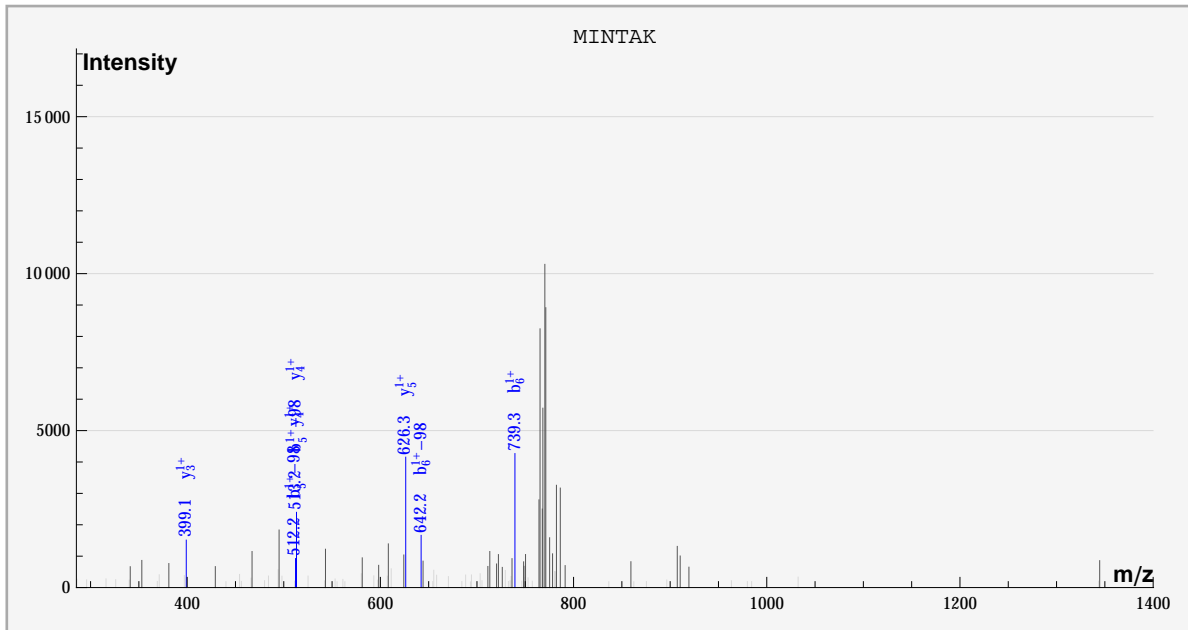


	#	b	b*	#	y	y*	P	P*
K	1							
Y	2			11				
S	3	✓		10				
M	4			9				
V	5	✓		8		✓		
S	6			7	✓			
T	7			6	✓			
K	8		✓	5				
L	9			4				
S	10			3				
Y	11			2				
K	12	✓		1				

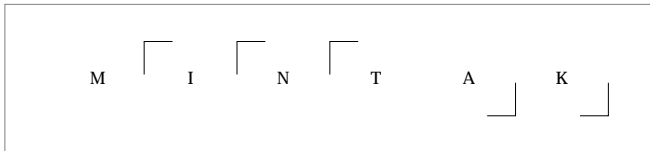
K Y S M V S T K L S Y K

dbValid true MINTAK PHOS(1) 1. 759. -1.66862 5.13991 100. ? 3438.

S_Acido_new%gi|68568720|gb|AAY81649.1| MINTAK%:::PHOS:::sample_0%compd_1897

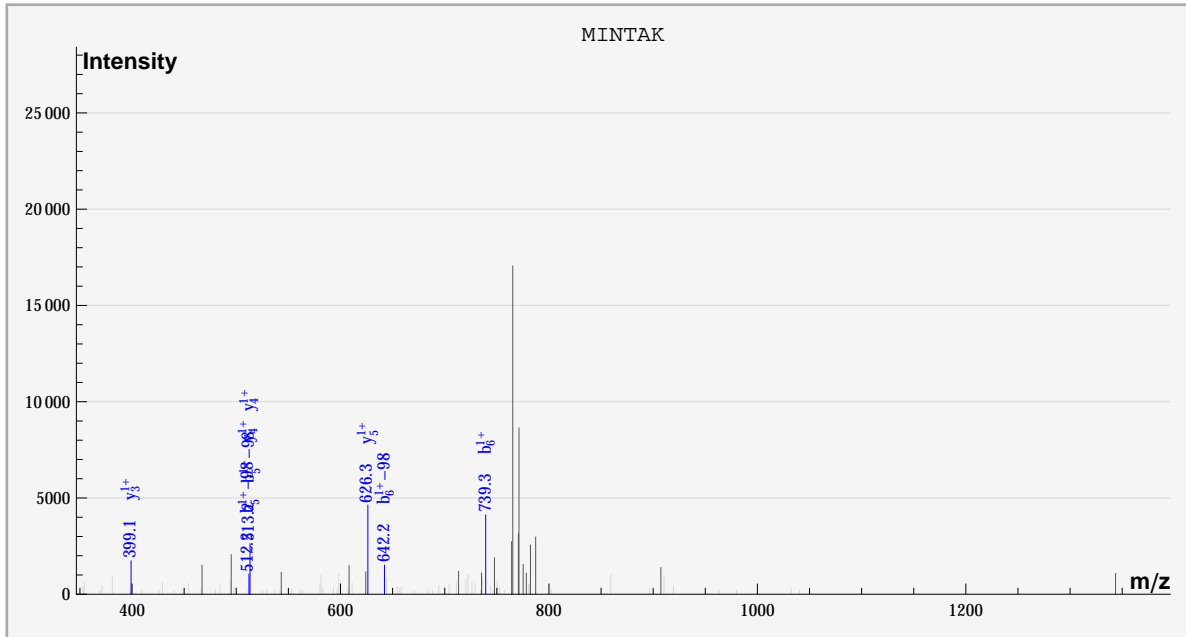


	#	b	b*	#	y	y*	P	P*
M	1							
I	2			5	✓			
N	3			4	✓			
T	4			3	✓			
A	5	✓	✓	2				
K	6	✓	✓	1				

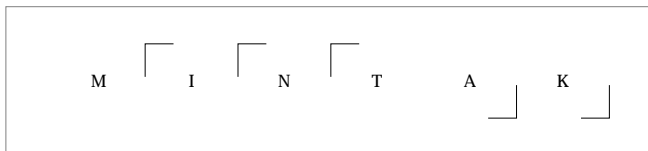


dbValid true MINTAK PHOS(1) 1. 759. -1.66862 5.11474 100. ? 3450.

S_Acido_new%gi|68568720|gb|AAY81649.1| MINTAK%:::PHOS:::sample_0%compd_1908

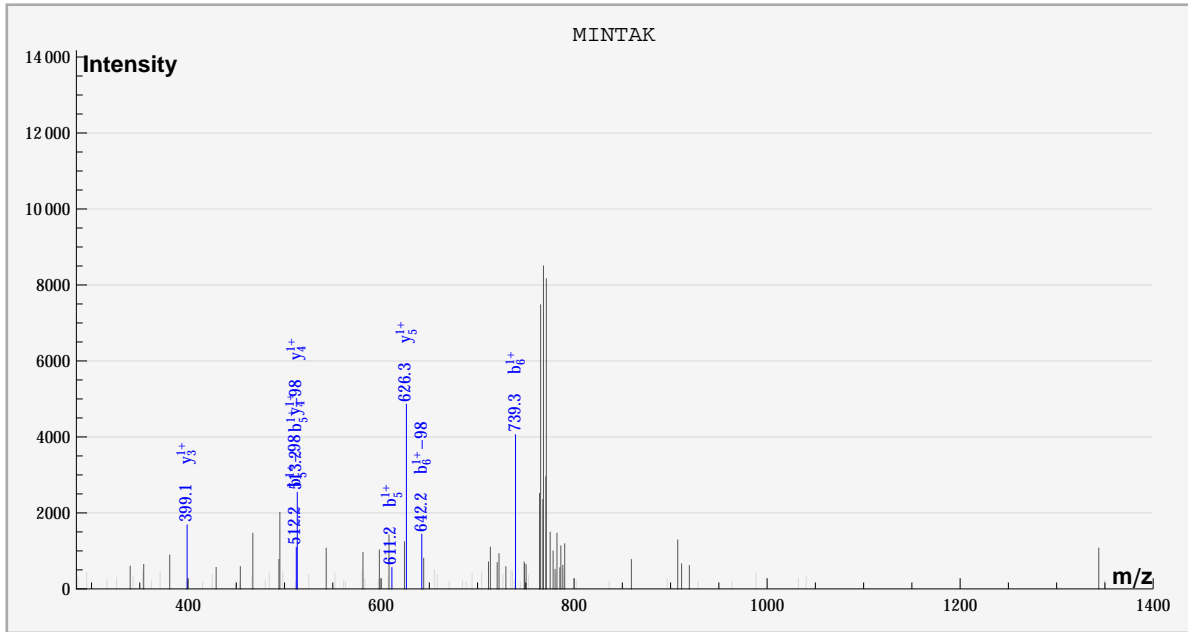


	#	b	b*	#	y	y*	P	P*
M	1							
I	2			5	✓			
N	3			4	✓			
T	4			3	✓			
A	5	✓	✓	2				
K	6	✓	✓	1				

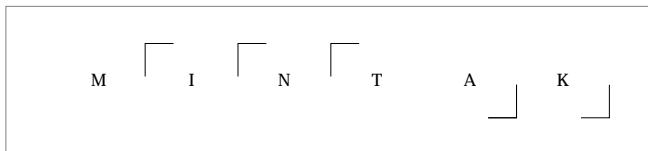


dbValid true MINTAK PHOS(1) 1. 759. -1.66862 5.53129 100. ? 3462.

S_Acido_new%gi|68568720|gb|AAY81649.1| MINTAK%:::PHOS:::sample_0%compd_1918

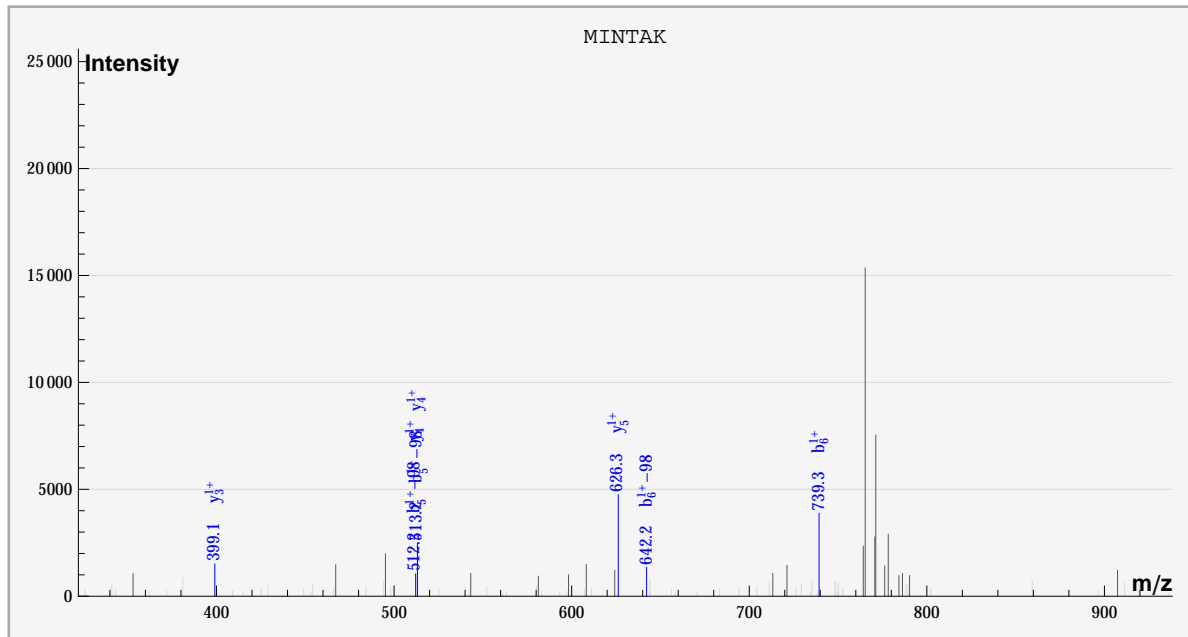


	#	b	b*	#	y	y*	P	P*
M	1							
I	2			5	✓			
N	3			4	✓			
T	4			3	✓			
A	5	✓	✓	2				
K	6	✓	✓	1				

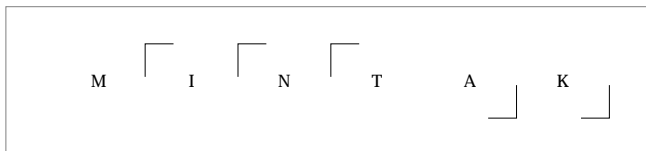


dbValid true MINTAK PHOS(1) 1. 759. -1.66862 5.89206 100. ? 3474.

S_Acido_new%gi|68568720|gb|AAY81649.1| MINTAK%:::PHOS:::sample_0%compd_1929

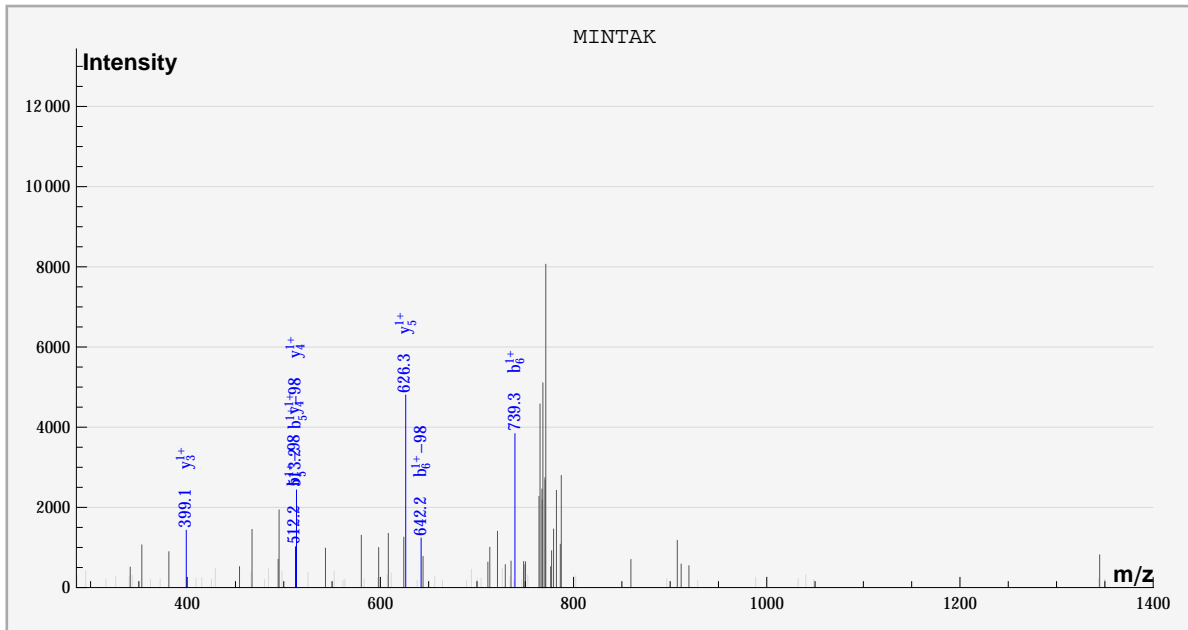


	#	b	b*	#	y	y*	P	P*
M	1							
I	2			5	✓			
N	3			4	✓			
T	4			3	✓			
A	5	✓	✓	2				
K	6	✓	✓	1				

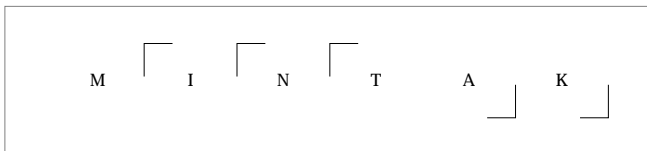


dbValid true MINTAK PHOS(1) 1. 759. -1.66862 5.49292 100. ? 3486.

S_Acido_new%gi|68568720|gb|AAY81649.1| MINTAK%:::PHOS:::sample_0%compd_1939

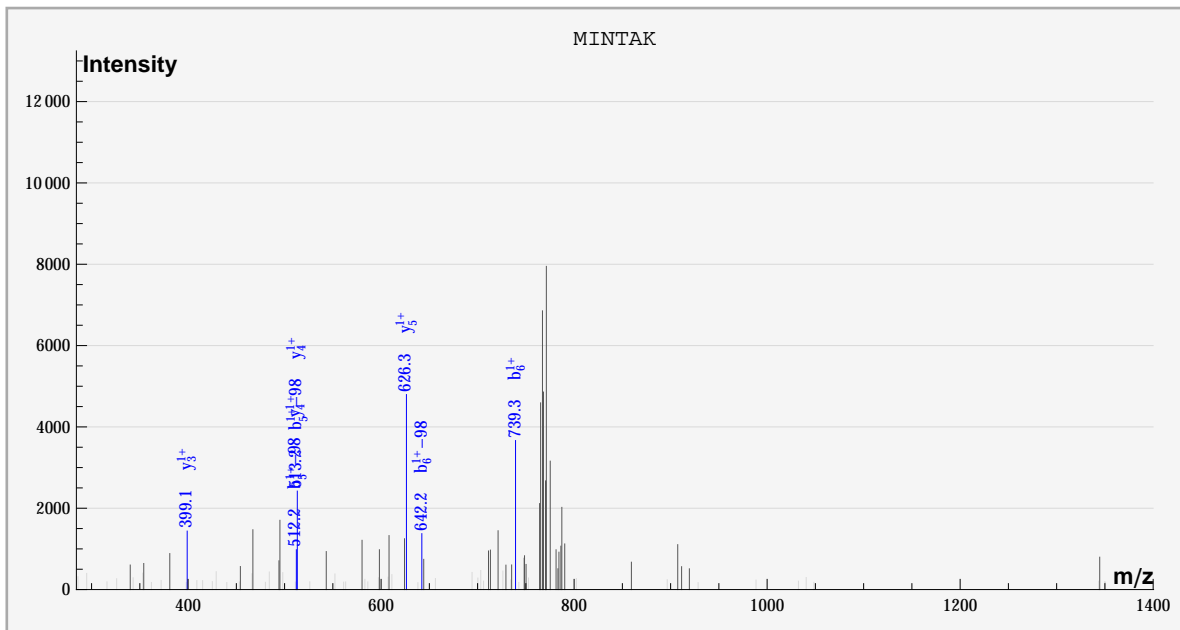


	#	b	b*	#	y	y*	P	P*
M	1							
I	2			5	✓			
N	3			4	✓			
T	4			3	✓			
A	5	✓	✓	2				
K	6	✓	✓	1				

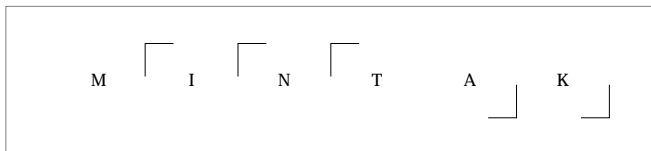


dbValid true MINTAK PHOS(1) 1. 759. -1.66862 5.7052 100. ? 3498.

S_Acido_new%gi|68568720|gb|AAY81649.1| MINTAK%:::PHOS:::sample_0%compd_1951

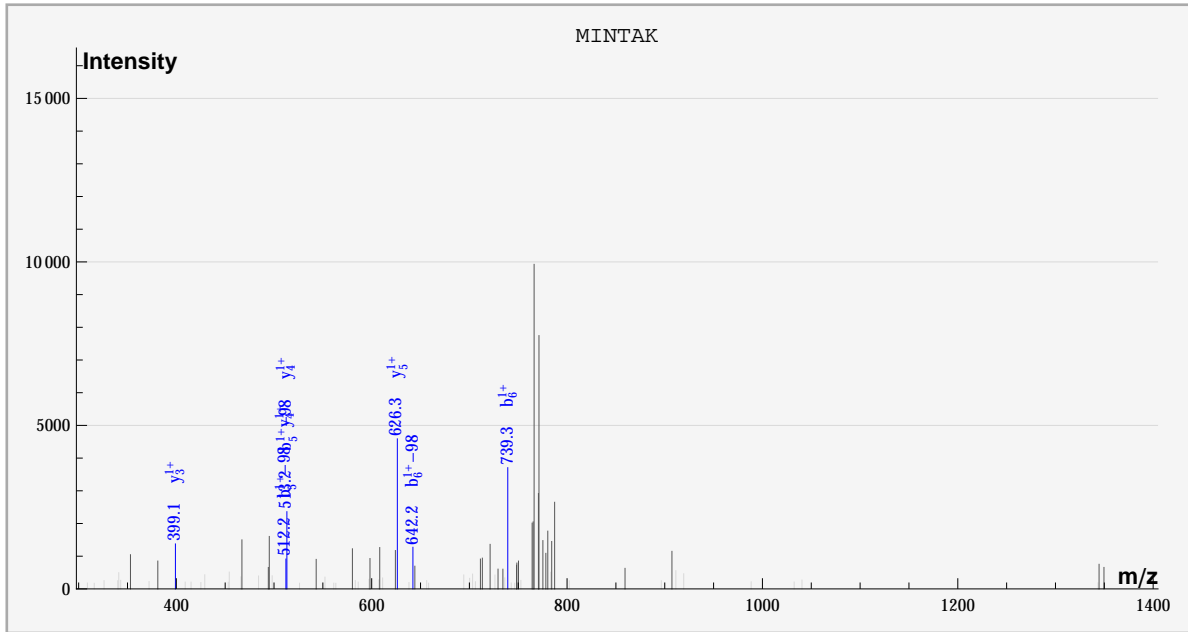


	#	b	b*	#	y	y*	P	P*
M	1							
I	2			5	✓			
N	3			4	✓			
T	4			3	✓			
A	5	✓	✓	2				
K	6	✓	✓	1				

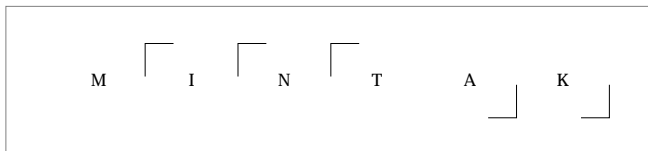


dbValid true MINTAK PHOS(1) 1. 759. -1.66862 5.43272 100. ? 3510.

S_Acido_new%gi|68568720|gb|AAY81649.1| MINTAK%:::PHOS:::sample_0%compd_1961

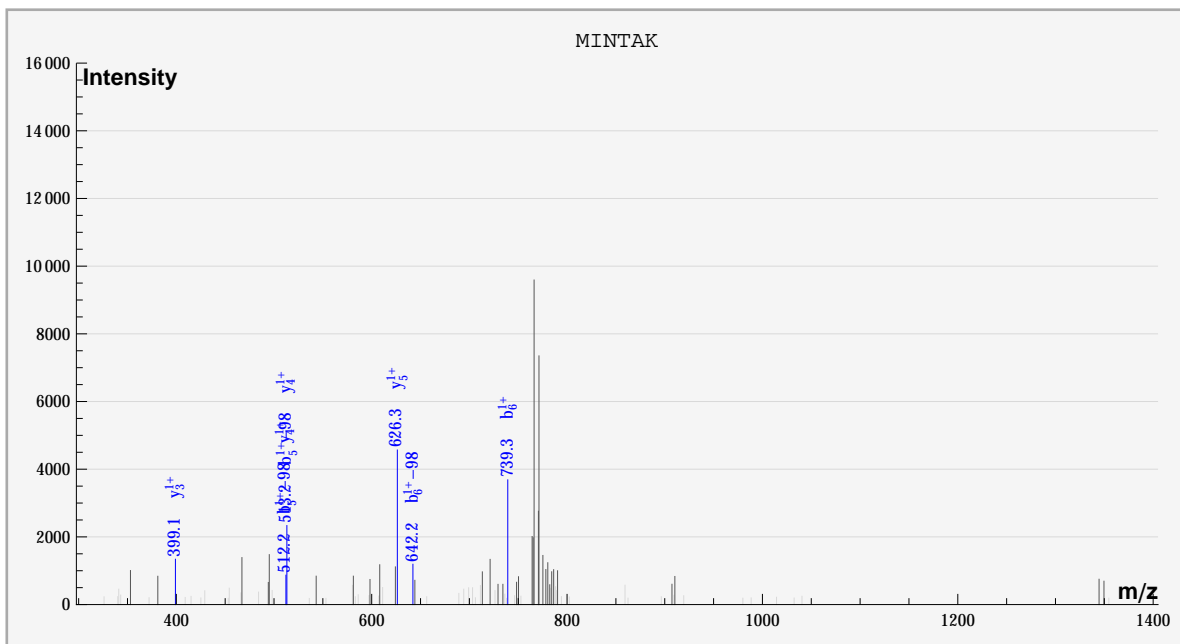


	#	b	b*	#	y	y*	P	P*
M	1							
I	2			5	✓			
N	3			4	✓			
T	4			3	✓			
A	5	✓	✓	2				
K	6	✓	✓	1				

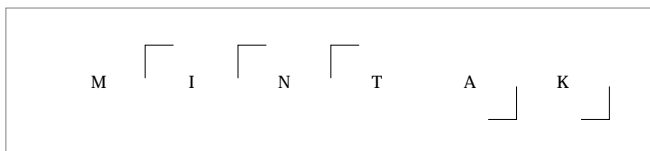


dbValid true MINTAK PHOS(1) 1. 759. -1.66862 5.92263 100. ? 3522.

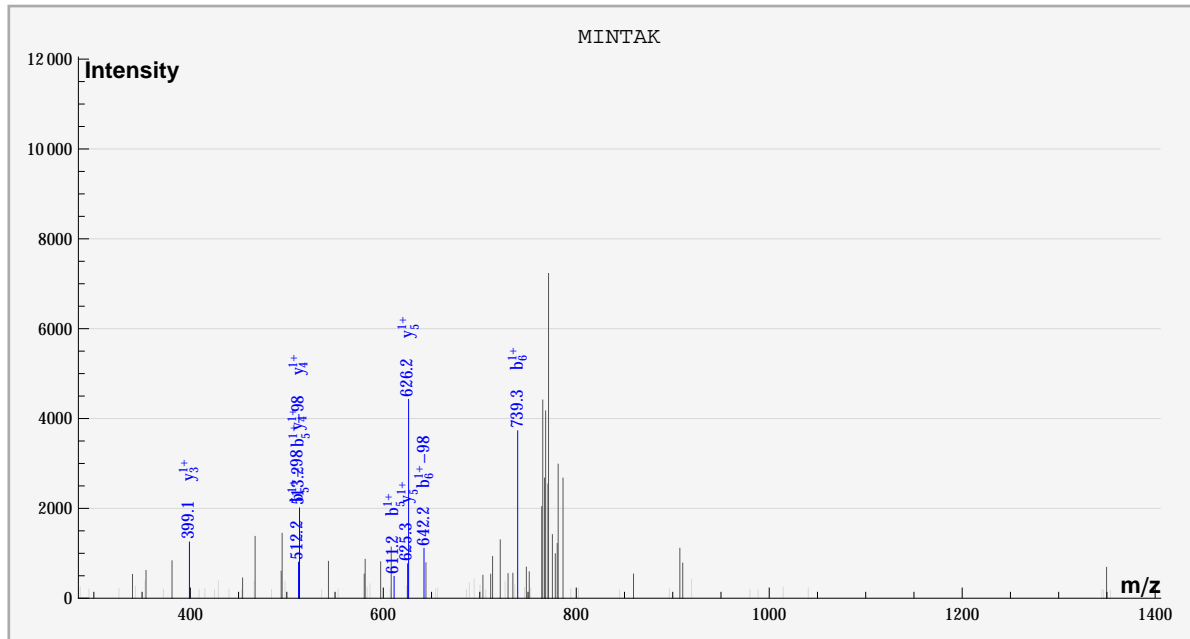
S_Acido_new%gi|68568720|gb|AAY81649.1| MINTAK%:::PHOS:::sample_0%compd_1971



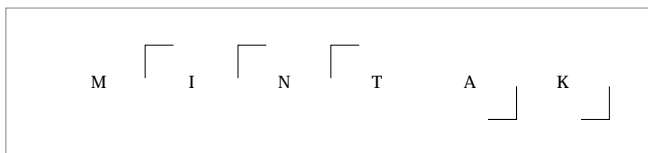
	#	b	b*	#	y	y*	P	P*
M	1							
I	2			5	✓			
N	3			4	✓			
T	4			3	✓			
A	5	✓	✓	2				
K	6	✓	✓	1				



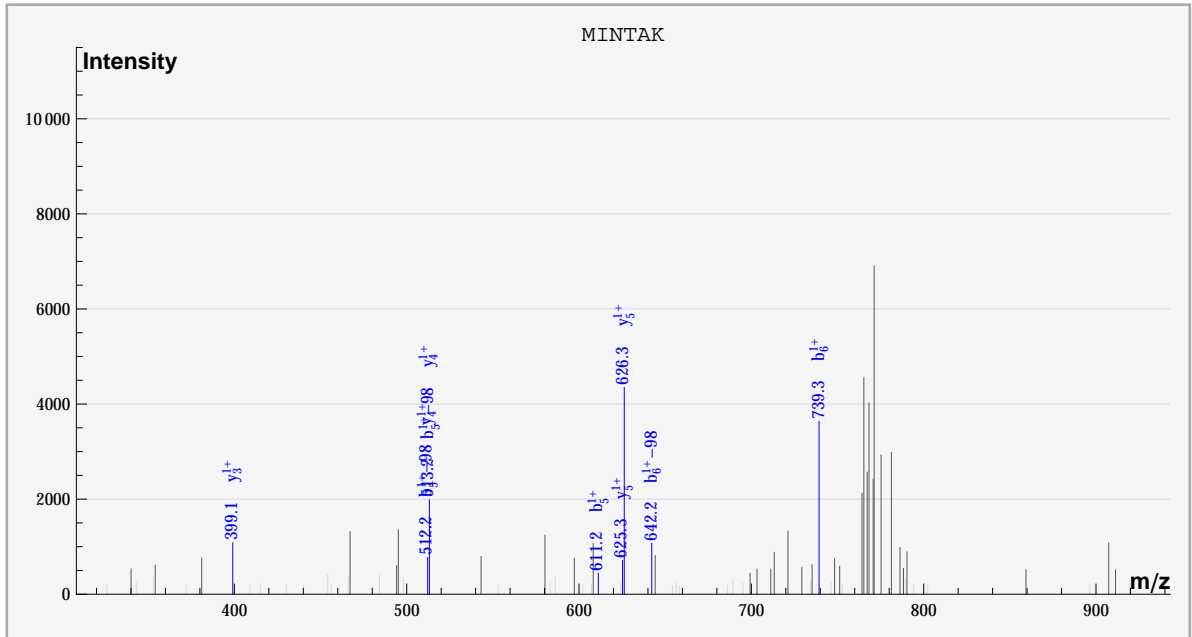
dbValid true MINTAK PHOS(1) 1. 759. -1.66862 5.50854 100. ? 3534.
 S_Acido_new%gi|68568720|gb|AAY81649.1| MINTAK%:::PHOS:::sample_0%compd_1981



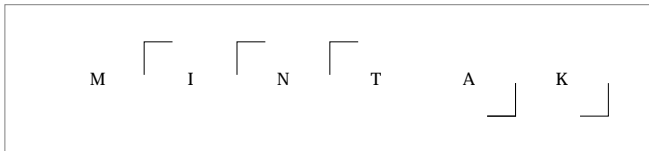
	#	b	b*	#	y	y*	P	P*
M	1							
I	2			5	✓			
N	3			4	✓			
T	4			3	✓			
A	5	✓	✓	2				
K	6	✓	✓	1				



dbValid true MINTAK PHOS(1) 1. 759. -1.66862 5.31477 100. ? 3546.
 S_Acido_new%gi|68568720|gb|AAY81649.1| MINTAK%:::PHOS:::sample_0%compd_1991

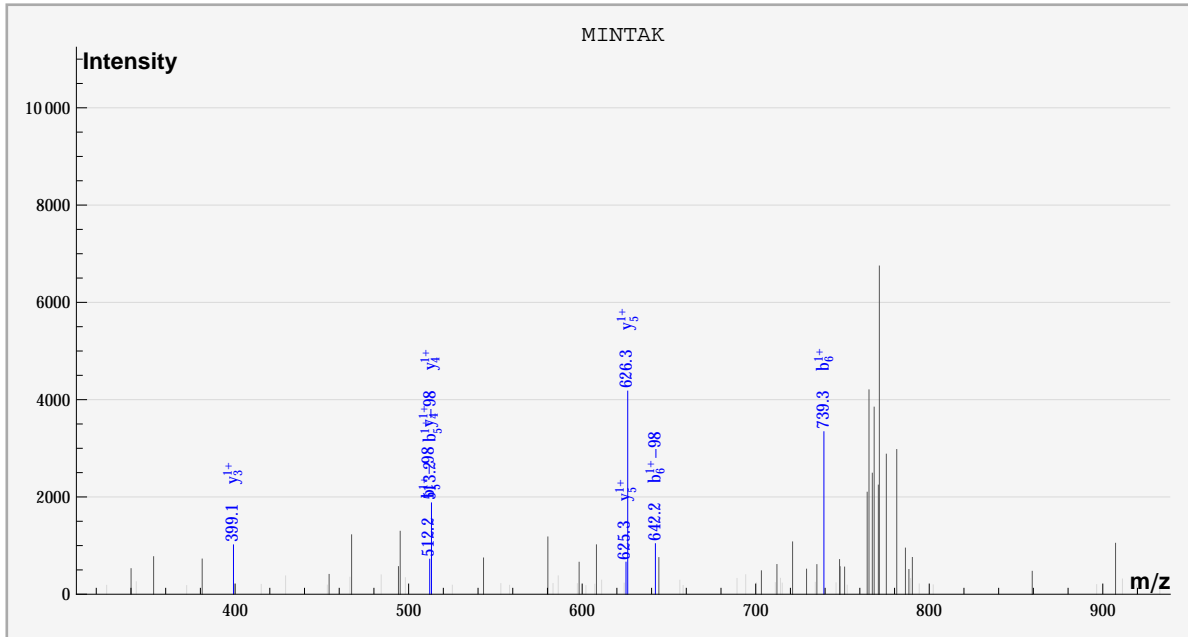


	#	b	b*	#	y	y*	P	P*
M	1							
I	2			5	✓			
N	3			4	✓			
T	4			3	✓			
A	5	✓	✓	2				
K	6	✓	✓	1				

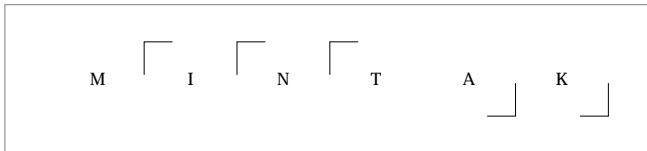


dbValid true MINTAK PHOS(1) 1. 759. -1.66862 5.4276 100. ? 3558.

S_Acido_new%gi|68568720|gb|AAY81649.1| MINTAK%:::PHOS:::sample_0%compd_2001

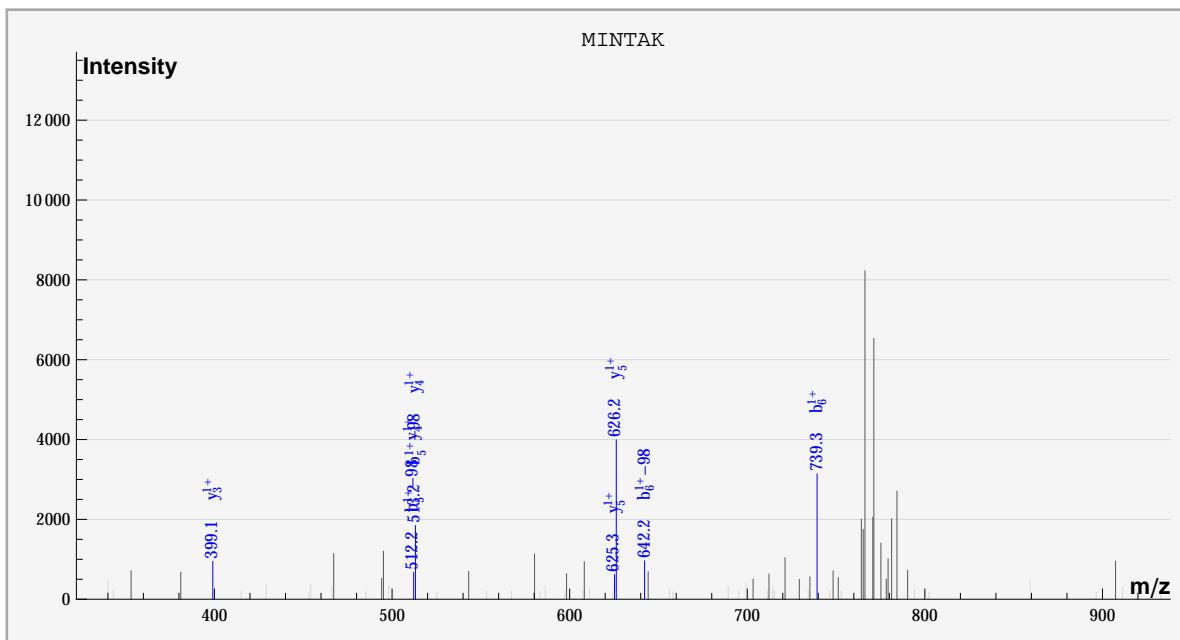


	#	b	b*	#	y	y*	P	P*
M	1							
I	2			5	✓			
N	3			4	✓			
T	4			3	✓			
A	5	✓	✓	2				
K	6	✓	✓	1				

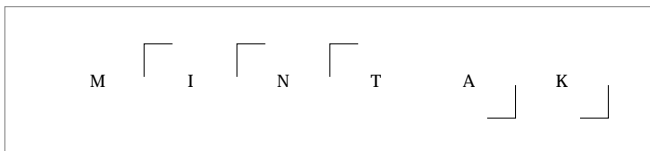


dbValid true MINTAK PHOS(1) 1. 759. -1.66862 5.71959 100. ? 3570.

S_Acido_new%gi|68568720|gb|AAY81649.1| MINTAK%:::PHOS:::sample_0%compd_2012

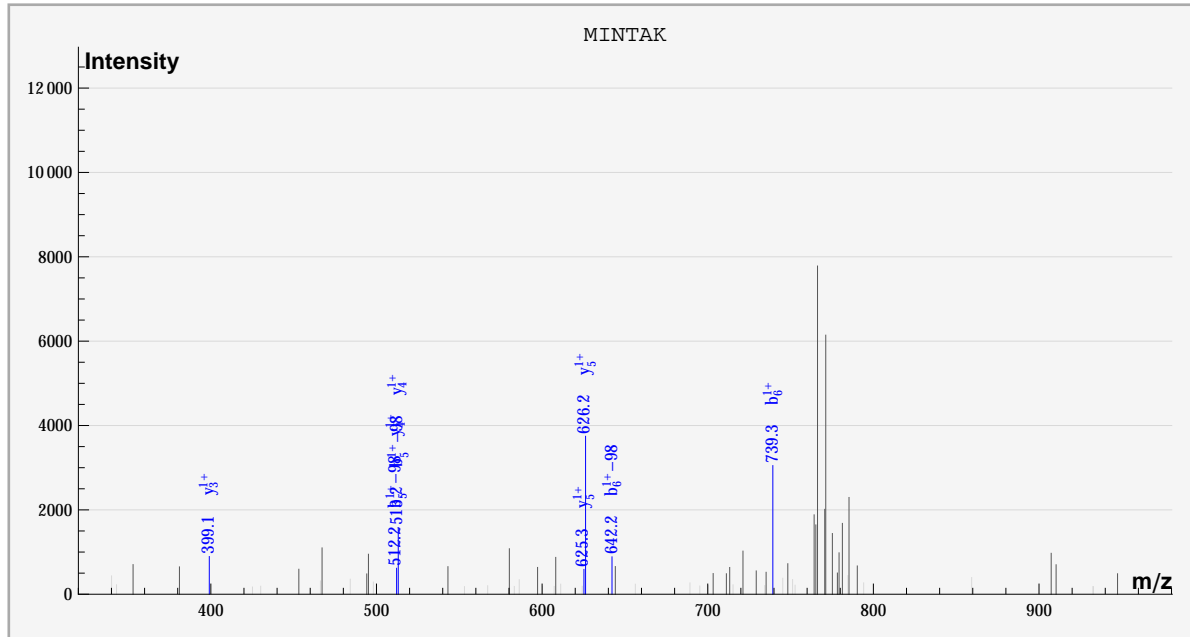


	#	b	b*	#	y	y*	P	P*
M	1							
I	2			5	✓			
N	3			4	✓			
T	4			3	✓			
A	5	✓	✓	2				
K	6	✓	✓	1				

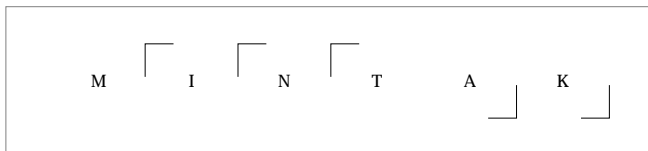


dbValid true MINTAK PHOS(1) 1. 759. -1.66862 5.24241 100. ? 3582.

S_Acido_new%gi|68568720|gb|AAY81649.1| MINTAK%:::PHOS:::sample_0%compd_2022

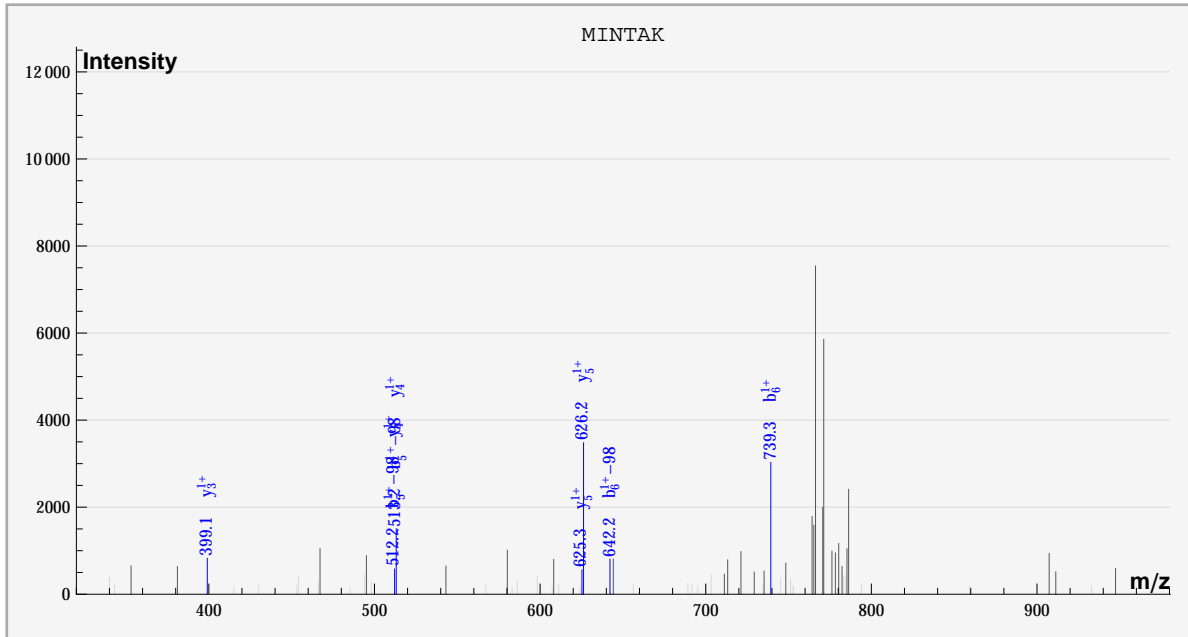


	#	b	b*	#	y	y*	P	P*
M	1							
I	2			5	✓			
N	3			4	✓			
T	4			3	✓			
A	5	✓	✓	2				
K	6	✓	✓	1				

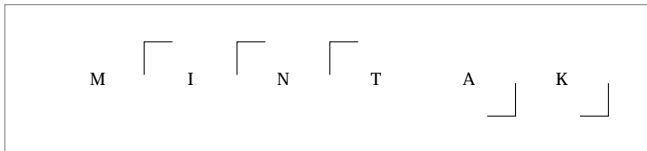


dbValid true MINTAK PHOS(1) 1. 759. -1.66862 5.3776 100. ? 3594.

S_Acido_new%gi|68568720|gb|AAY81649.1| MINTAK%:::PHOS:::sample_0%compd_2033

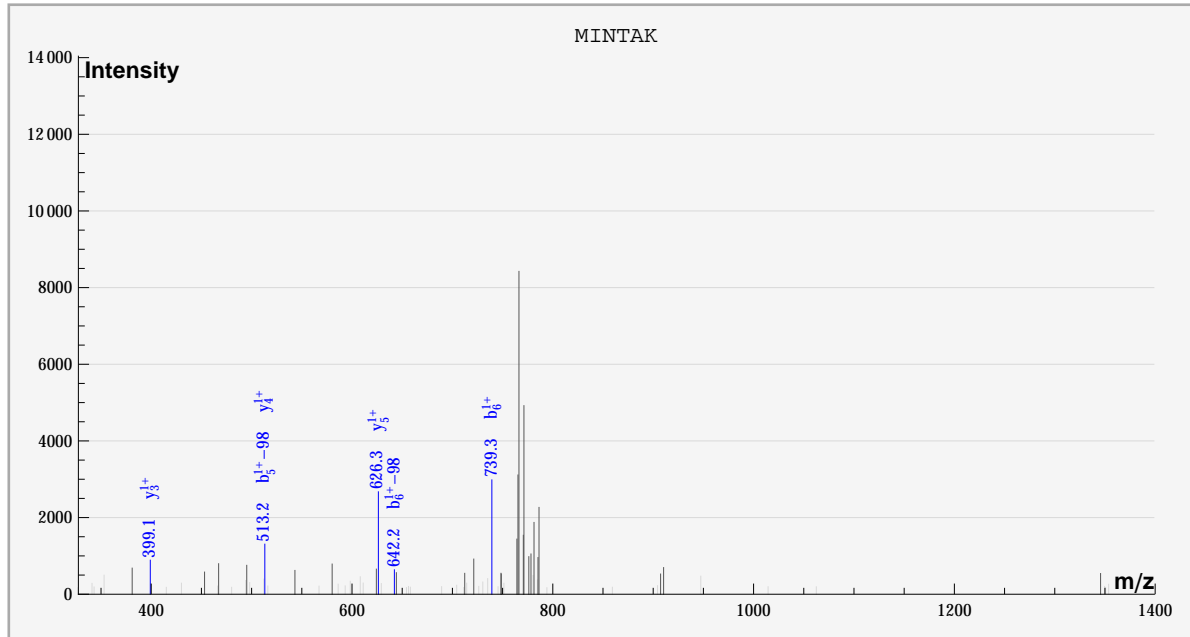


	#	b	b*	#	y	y*	P	P*
M	1							
I	2			5	✓			
N	3			4	✓			
T	4			3	✓			
A	5	✓	✓	2				
K	6	✓	✓	1				

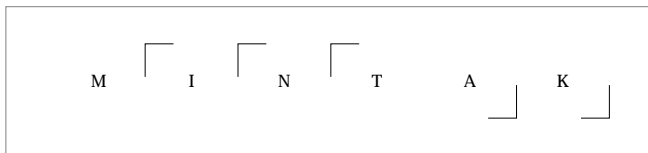


dbValid true MINTAK PHOS(1) 1. 759. -1.66862 5.36427 100. ? 3642.

S_Acido_new%gi|68568720|gb|AAY81649.1| MINTAK%:::PHOS:::sample_0%compd_2076

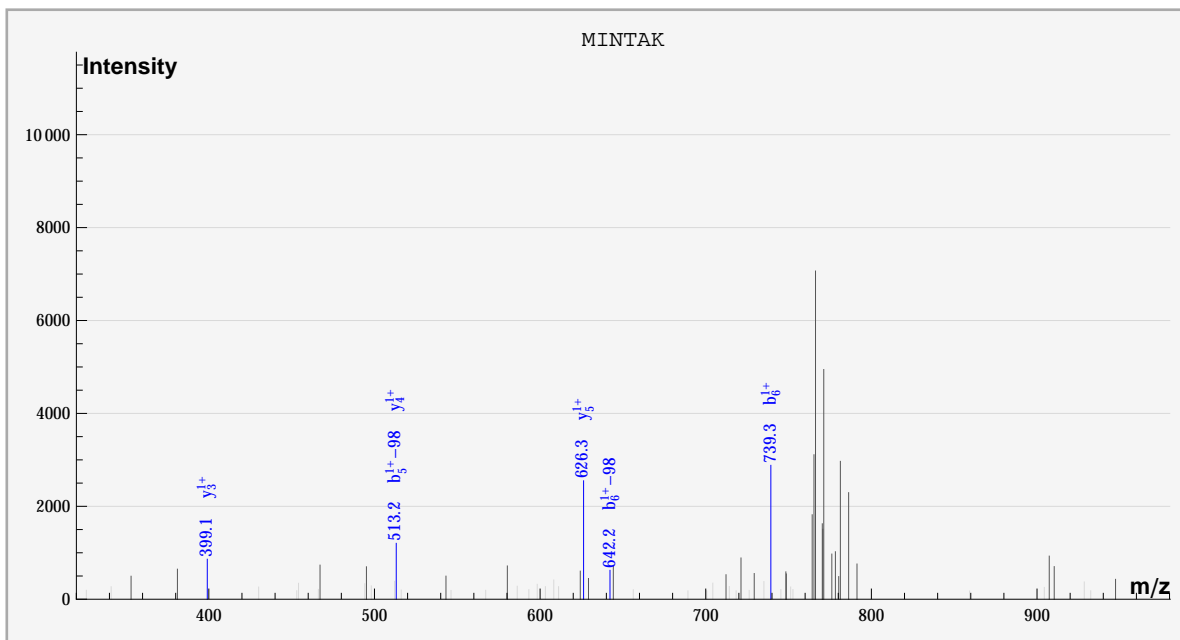


	#	b	b*	#	y	y*	P	P*
M	1							
I	2			5	✓			
N	3			4	✓			
T	4			3	✓			
A	5	✓	✓	2				
K	6	✓	✓	1				

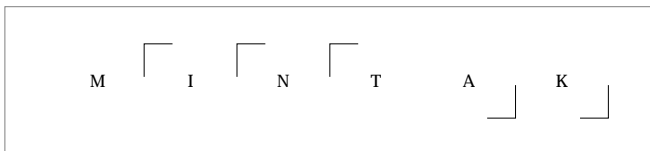


dbValid true MINTAK PHOS(1) 1. 759. -1.66862 5.18039 100. ? 3654.

S_Acido_new%gi|68568720|gb|AAY81649.1| MINTAK%:::PHOS:::sample_0%compd_2086

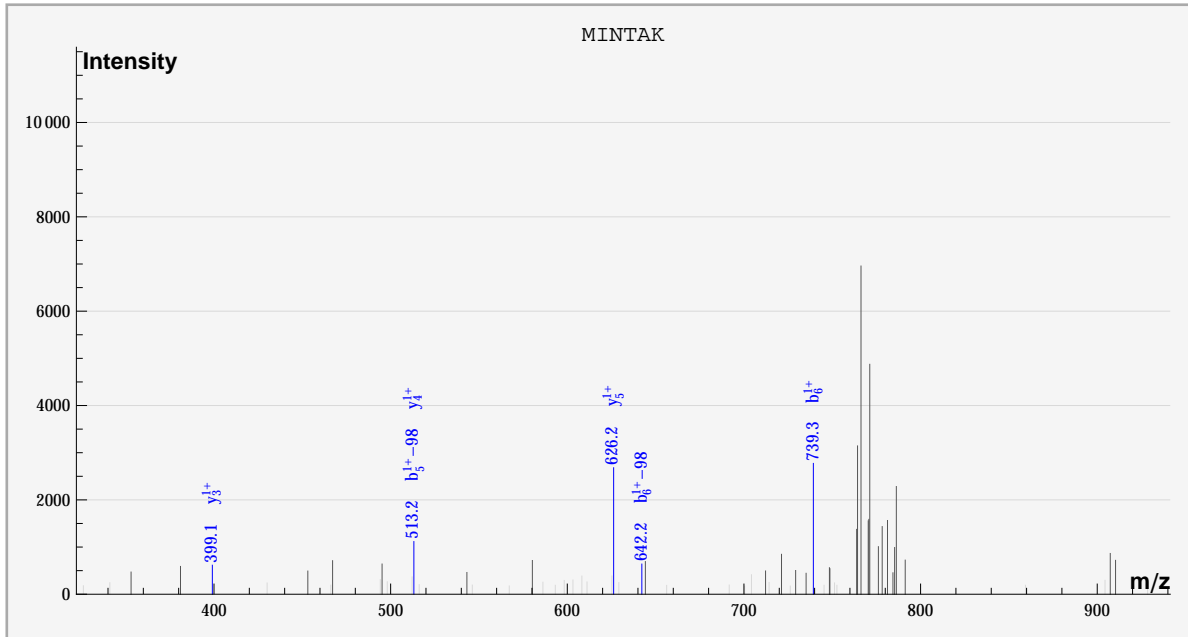


	#	b	b*	#	y	y*	P	P*
M	1							
I	2			5	✓			
N	3			4	✓			
T	4			3	✓			
A	5	✓	✓	2				
K	6	✓	✓	1				

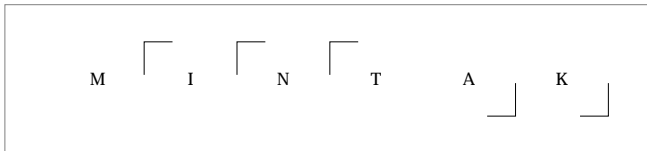


dbValid true MINTAK PHOS(1) 1. 759. -1.66862 5.14382 100. ? 3666.

S_Acido_new%gi|68568720|gb|AAY81649.1| MINTAK%:::PHOS:::sample_0%compd_2096

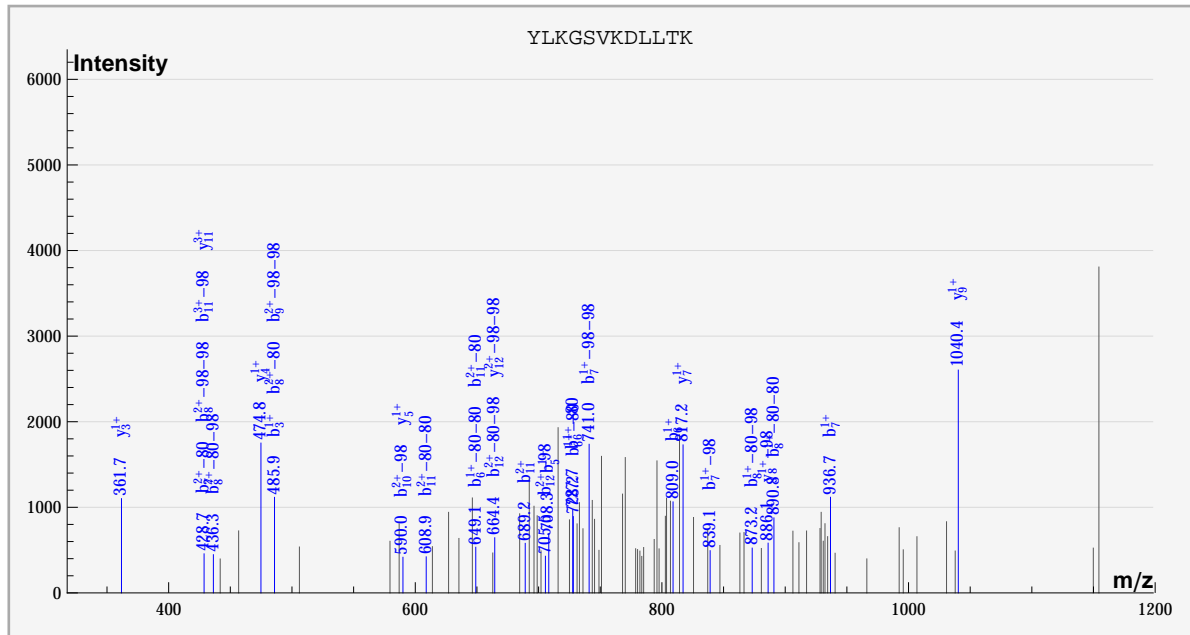


	#	b	b*	#	y	y*	P	P*
M	1							
I	2			5	✓			
N	3			4	✓			
T	4			3	✓			
A	5	✓	✓	2				
K	6	✓	✓	1				



dbValid true YLKGSKDLLTK PHOS(2) 2. 761. 1.87732 5.60266 100. ? 3666.

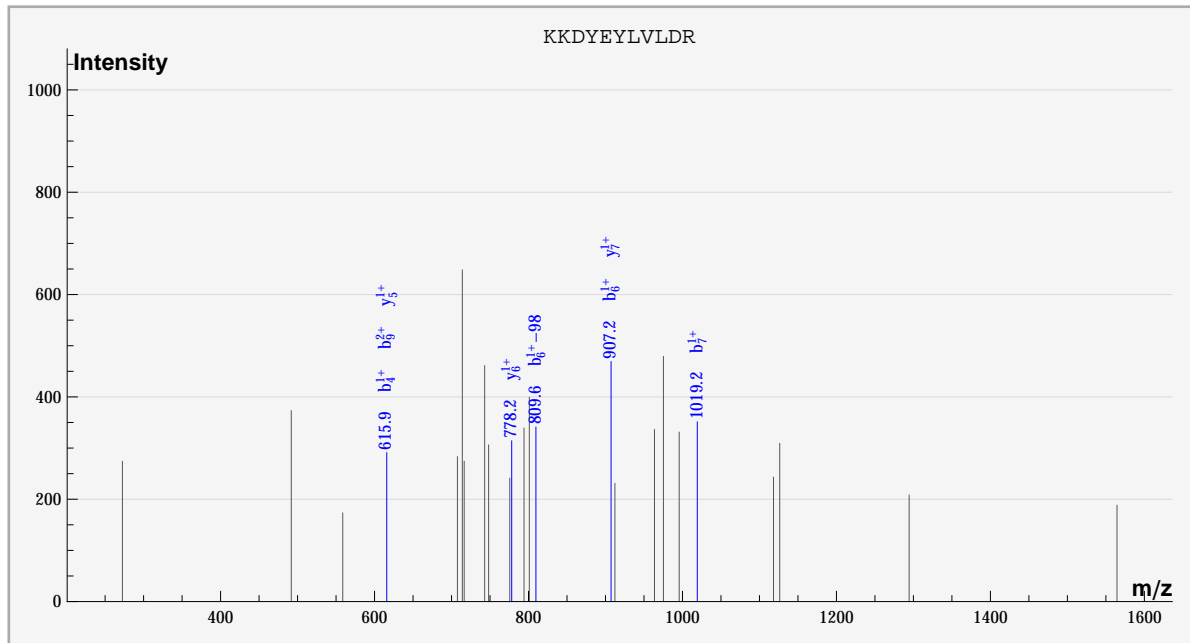
S_Acido_new%gi|68567127|gb|AAY80056.1| YLKGSKDLLTK%:PHOS:::PHOS:::sample_2%compd_2210



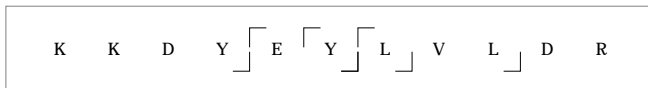
	#	b	b*	#	y	y*	P	P*
Y	1							✓
L	2			11	✓			
K	3	✓		10				
G	4			9	✓			
S	5	✓		8		✓		
V	6	✓	✓	7	✓			
K	7	✓	✓	6				
D	8		✓	5	✓			
L	9		✓	4	✓			
L	10		✓	3	✓			
T	11	✓	✓	2				
K	12		✓	1				

Y L K G S V K D L L T K

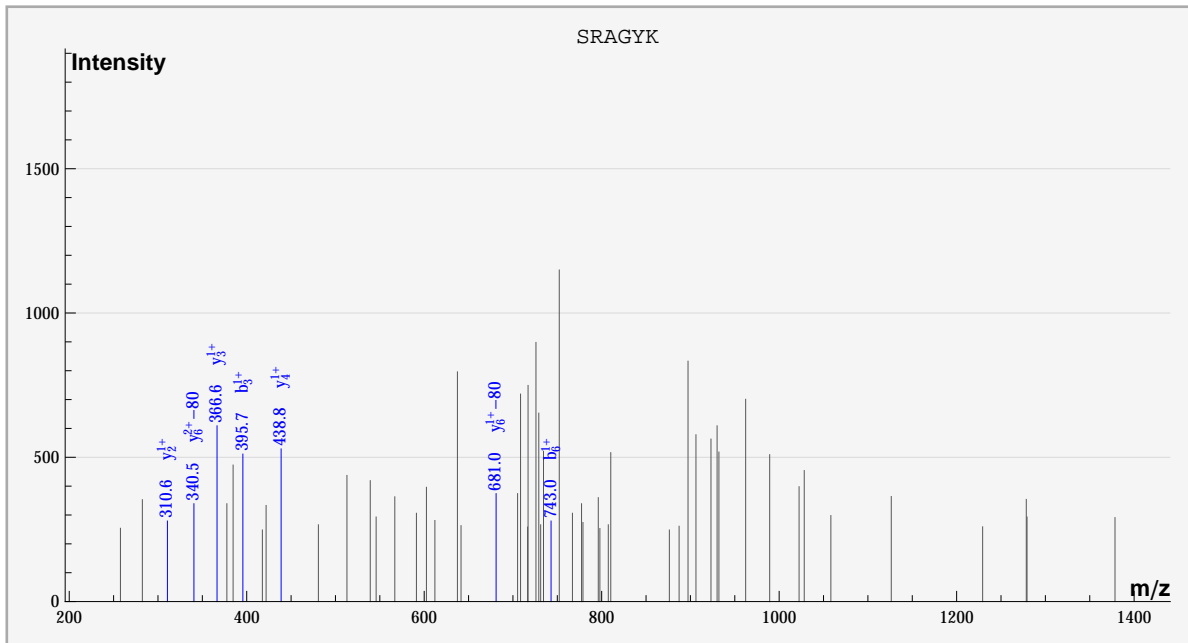
dbValid true KKDYEYLVLDLDR PHOS(1) 2. 761. 0.371062 5.19187 100. ? 4794.
 S_Acido_new%gil68567929|gb|AAY80858.1| KKDYEYLVLDLDR%:::PHOS:::sample_2%compd_3239



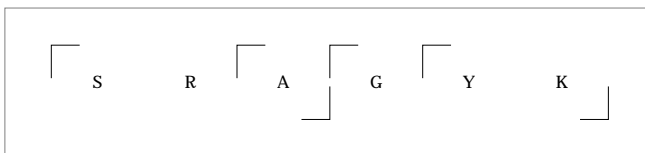
	#	b	b*	#	y	y*	P	P*
K	1							
K	2			10				
D	3			9				
Y	4	✓		8				
E	5			7	✓			
Y	6	✓	✓	6	✓			
L	7	✓		5	✓			
V	8			4				
L	9	✓		3				
D	10			2				
R	11			1				



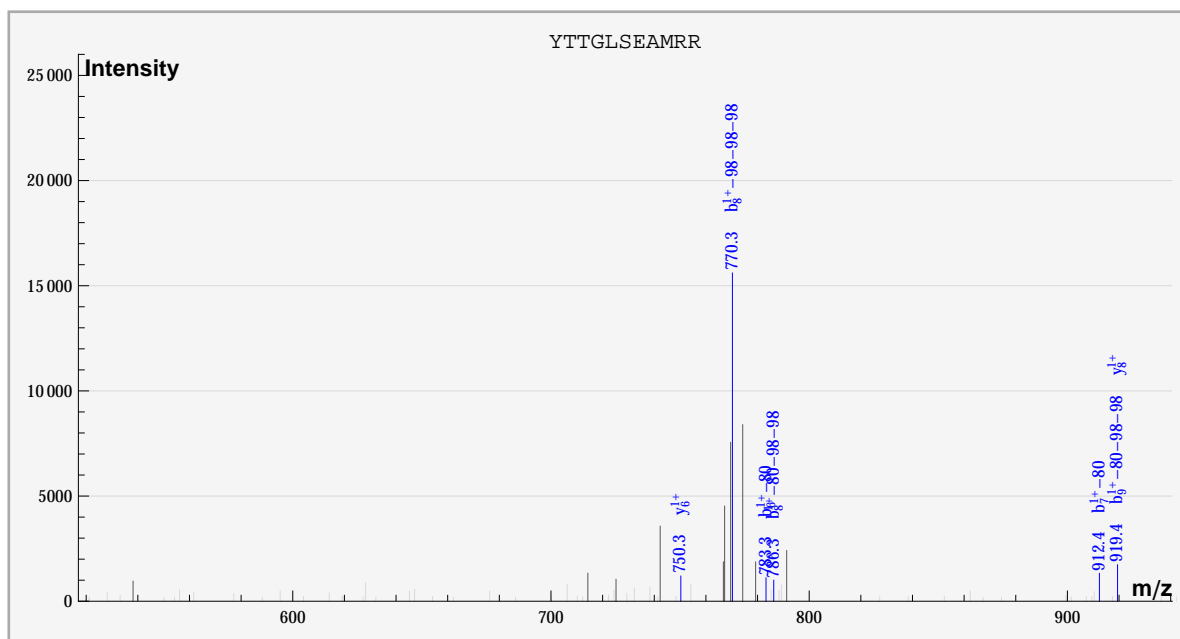
dbValid true SRAGYK PHOS(1) 1. 762. -0.665845 6.5743 100. ? 1758.
 S_Acido_new%gi|68568120|gb|AAY81049.1| SRAGYK%:PHOS:::%sample_2%compd_470



	#	b	b*	#	y	y*	P	P*
S	1							✓
R	2			5				
A	3	✓		4	✓			
G	4			3	✓			
Y	5			2	✓			
K	6	✓		1				



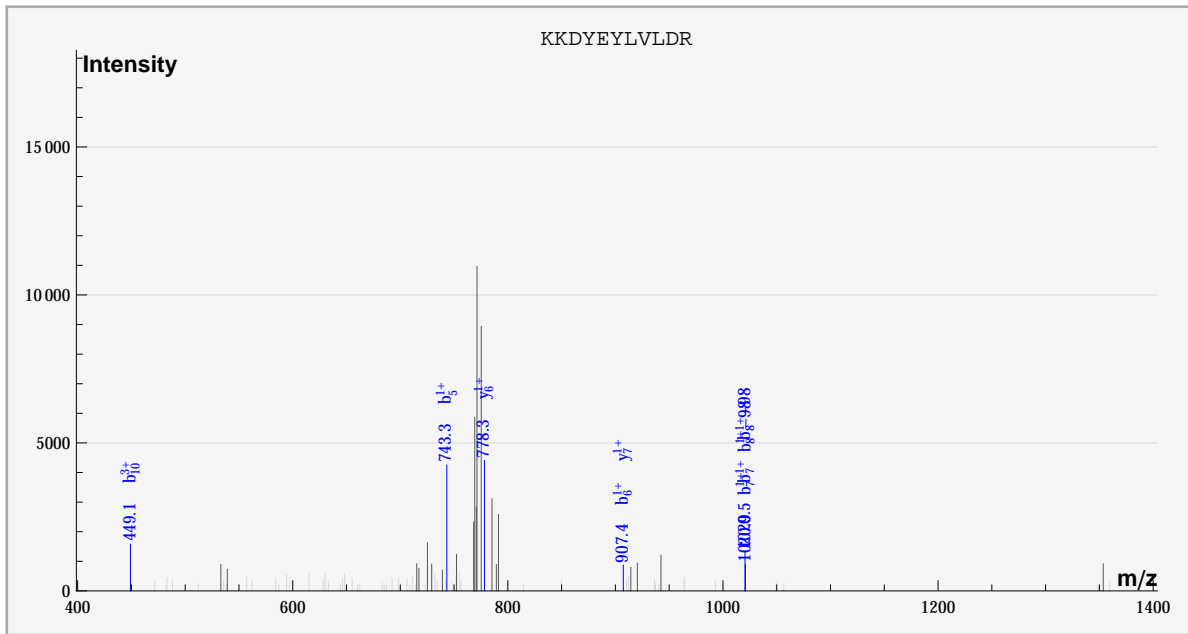
dbValid true YTTGLSEAMRR PHOS(3) 2. 762. 0.771342 5.57448 100. ? 3474.
 S_Acido_new%gi|68567530|gb|AA80459.1| YTTGLSEAMRR%:PHOS:PHOS:PHOS:.....:sample_1%compd_1893



	#	b	b*	#	y	y*	P	P*
Y	1							
T	2			10				
T	3			9				
G	4			8	✓			
L	5			7				
S	6	✓		6	✓			
E	7	✓		5				
A	8	✓		4				
M	9	✓		3				
R	10			2				
R	11			1				

Y T T G L S E A M R R

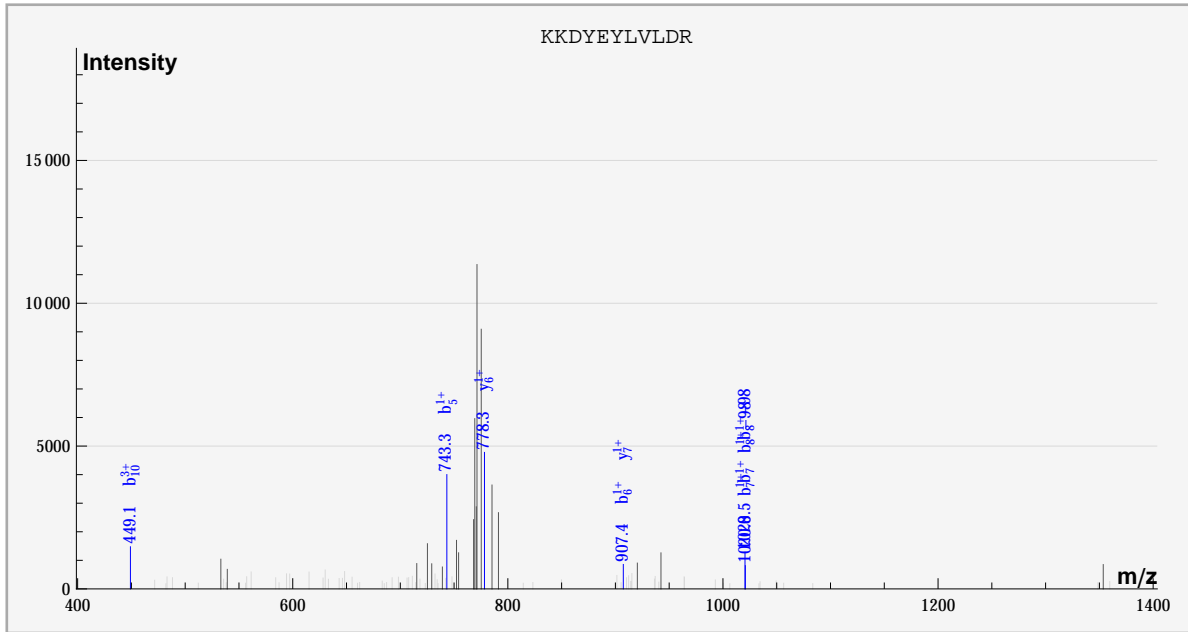
dbValid true KKDYEYLVLD R PHOS(1) 2. 763. -1.62894 5.17221 100. ? 3426.
 S_Acido_new%gil68567929|gb|AAY80858.1| KKDYEYLVLD R%::::PHOS:::::sample_1%compd_1854



	#	b	b*	#	y	y*	P	P*
K	1							
K	2			10				
D	3			9				
Y	4			8				
E	5	✓		7	✓			
Y	6	✓		6	✓			
L	7	✓		5				
V	8		✓	4				
L	9			3				
D	10	✓		2				
R	11			1				

K K D Y [E] [Y] L [V] L D [R]

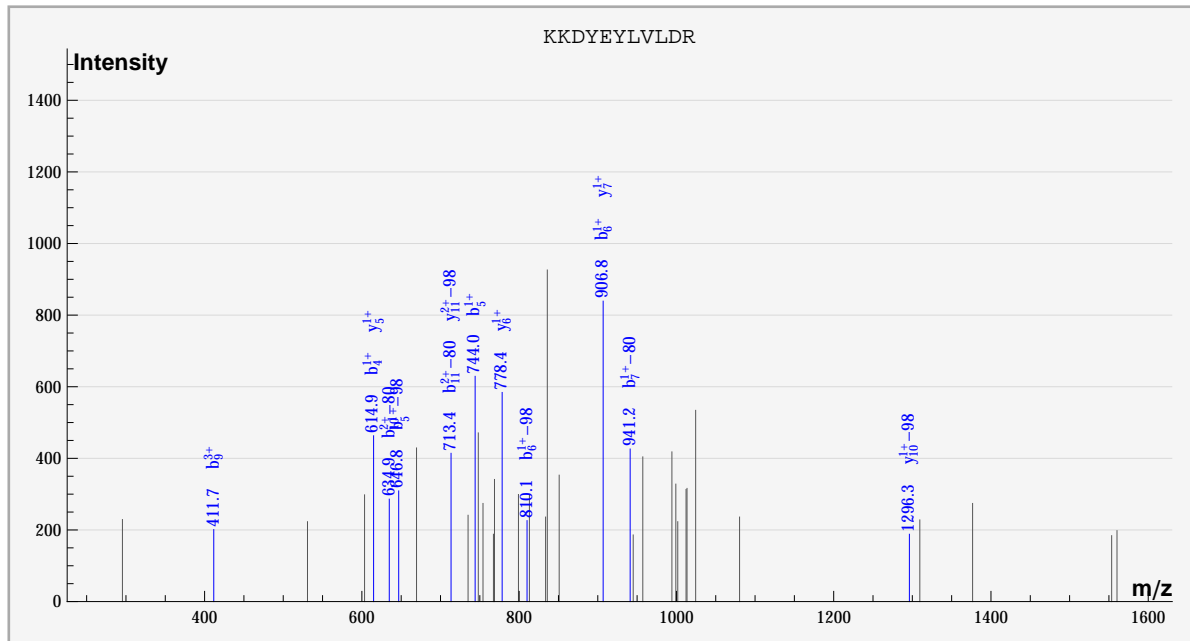
dbValid true KKDYEYLVLDLDR PHOS(1) 2. 763. -1.62894 5.17371 100. ? 3438.
 S_Acido_new%gi|68567929|gb|AA80858.1| KKDYEYLVLDLDR%:::PHOS%:::sample_1%compd_1864



	#	b	b*	#	y	y*	P	P*
K	1							
K	2			10				
D	3			9				
Y	4			8				
E	5	✓		7	✓			
Y	6	✓		6	✓			
L	7	✓		5				
V	8		✓	4				
L	9			3				
D	10	✓		2				
R	11			1				

K K D Y E Y L V L D R

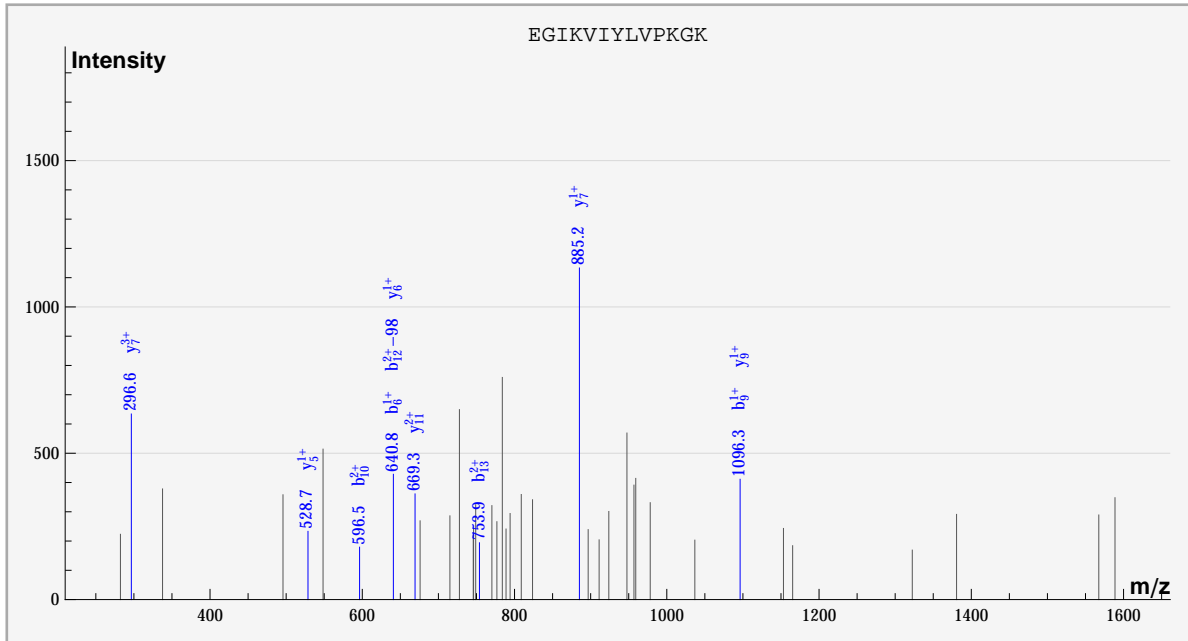
dbValid true KKDYEYLVLDLDR PHOS(1) 2. 763. -1.62894 6.19853 100. ? 4590.
 S_Acido_new%gi|68567929|gb|AA80858.1| KKDYEYLVLDLDR%::::PHOS:::::sample_2%compd_3052



	#	b	b*	#	y	y*	P	P*
K	1							✓
K	2			10		✓		
D	3			9				
Y	4	✓		8				
E	5	✓	✓	7	✓			
Y	6	✓	✓	6	✓			
L	7		✓	5	✓			
V	8			4				
L	9	✓		3				
D	10		✓	2				
R	11		✓	1				

┌ K ┌ K D Y ┌ E ┌ Y ┌ L ┌ V L ┌ D ┌ R ┌

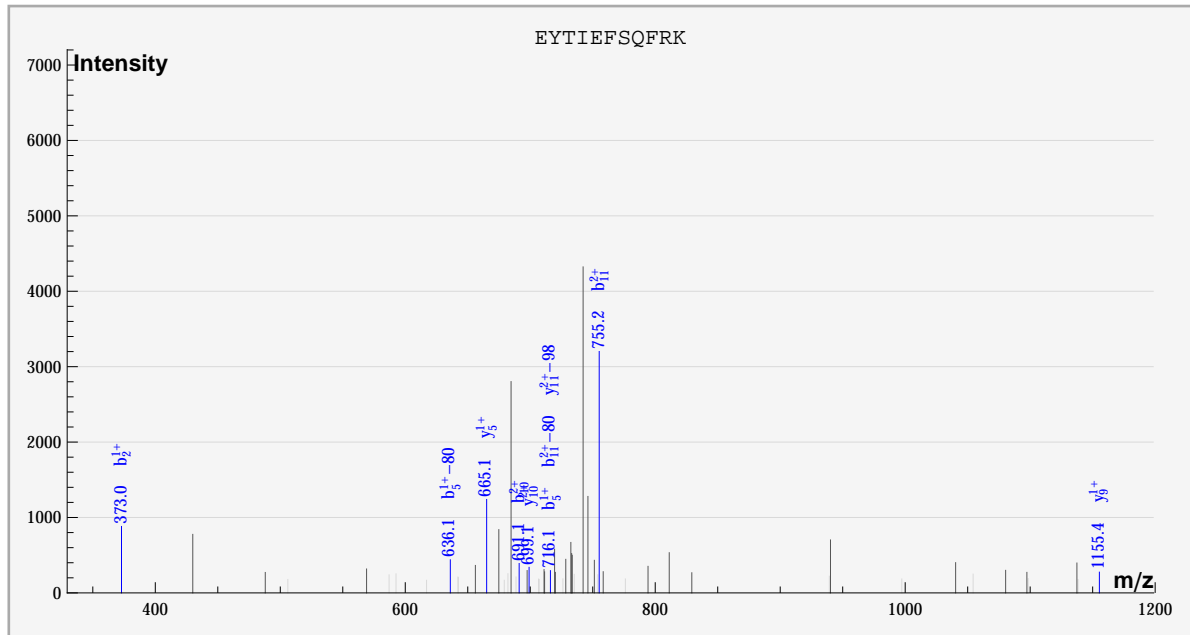
dbValid true EGIKVIYLVPKGK PHOS(1) 2. 764. -1.56654 5.1157 100. ? 4746.
 S_Acido_new%gi|68567271|gb|AA80200.1| EGIKVIYLVPKGK%:::PHOS:::sample_2%compd_3198



	#	b	b*	#	y	y*	P	P*
E	1							
G	2			12				
I	3			11	✓			
K	4			10				
V	5			9	✓			
I	6	✓		8				
Y	7			7	✓			
L	8			6	✓			
V	9	✓		5	✓			
P	10	✓		4				
K	11			3				
G	12		✓	2				
K	13	✓		1				

E G I K V I Y L V P K G K

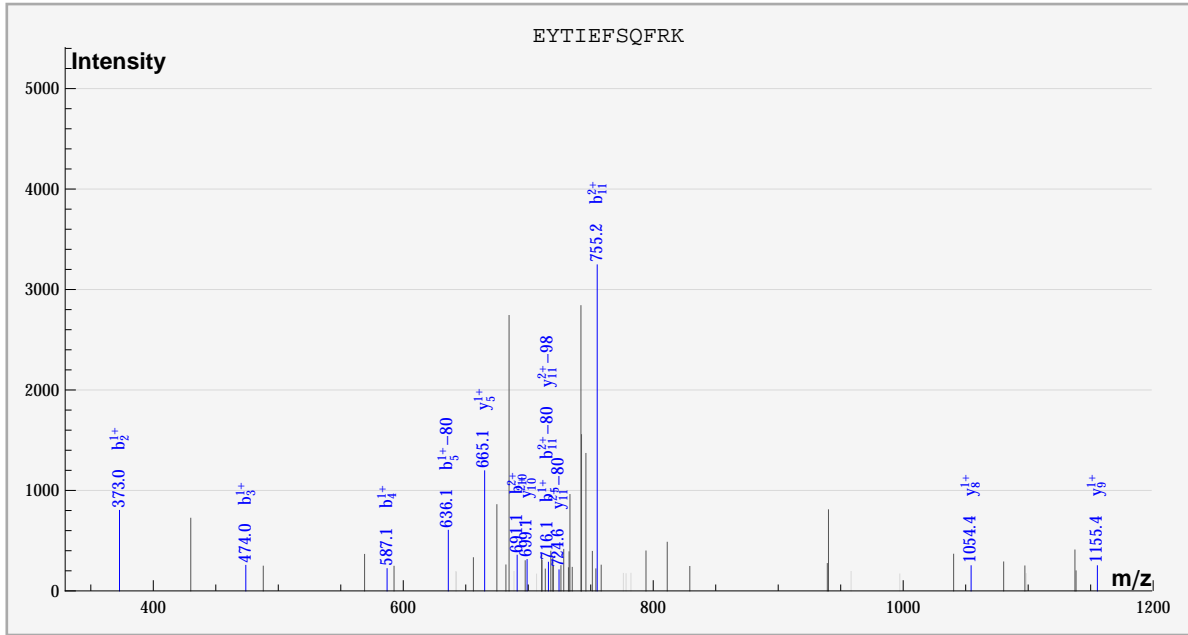
dbValid true EYTIEFSQFRK PHOS(1) 2. 765. -0.652408 5.11093 100. ? 1038.
 S_Acido_new%gi|68566565|gb|AAY79494.1| EYTIEFSQFRK%::PHOS:.....:sample_3%compd_3764



	#	b	b*	#	y	y*	P	P*
E	1							✓
Y	2	✓		10	✓			
T	3			9	✓			
I	4			8				
E	5	✓	✓	7				
F	6			6				
S	7			5	✓			
Q	8			4				
F	9			3				
R	10	✓		2				
K	11	✓	✓	1				

「 E 「 Y 「 T I E 「 F 「 S Q F R 「 K 「

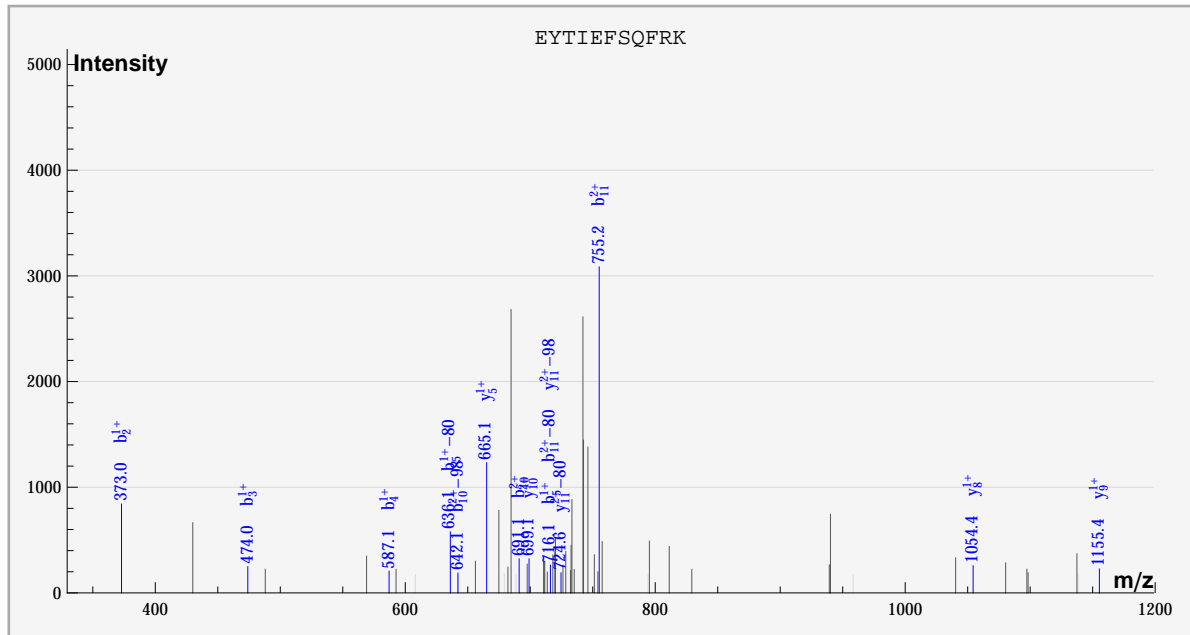
dbValid true EYTIEFSQFRK PHOS(1) 2. 765. -0.652408 5.30454 100. ? 1050.
 S_Acido_new%gi|68566565|gb|AAY79494.1| EYTIEFSQFRK%::PHOS:::sample_3%compd_3775



	#	b	b*	#	y	y*	P	P*
E	1							✓
Y	2	✓		10	✓			
T	3	✓		9	✓			
I	4	✓		8	✓			
E	5	✓	✓	7				
F	6			6				
S	7			5	✓			
Q	8			4				
F	9			3				
R	10	✓		2				
K	11	✓	✓	1				

E Y T I E F S Q F R K

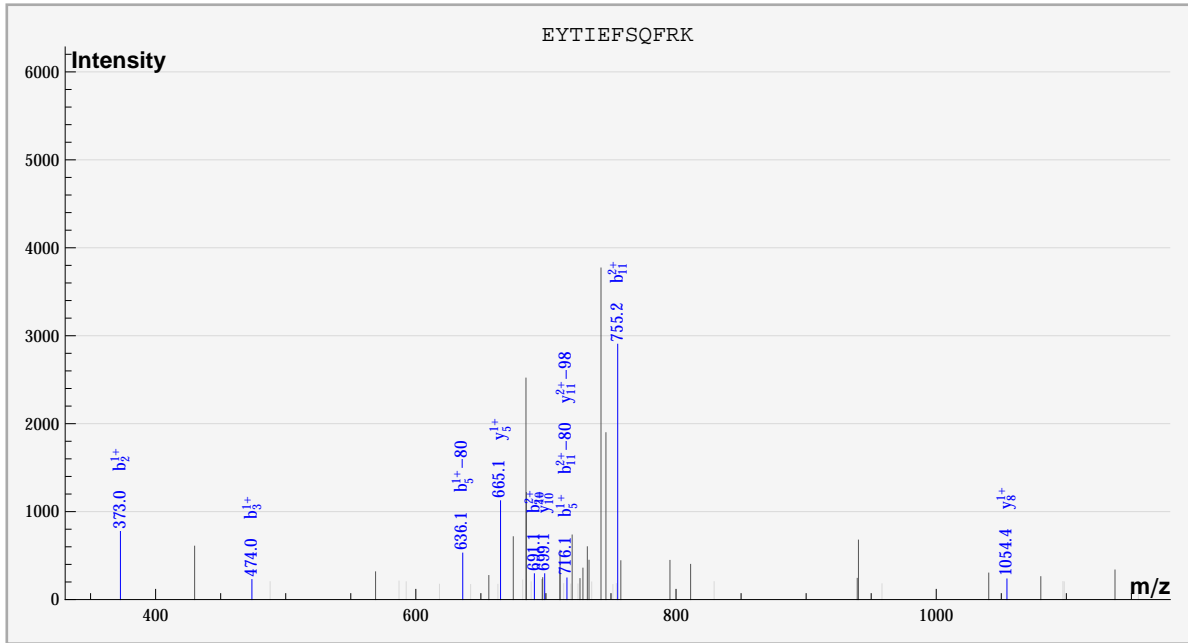
dbValid true EYTIEFSQFRK PHOS(1) 2. 765. -0.652408 5.55369 100. ? 1062.
 S_Acido_new%gi|68566565|gb|AAY79494.1| EYTIEFSQFRK%::PHOS:.....:sample_3%compd_3786



	#	b	b*	#	y	y*	P	P*
E	1							✓
Y	2	✓		10	✓			
T	3	✓		9	✓			
I	4	✓		8	✓			
E	5	✓	✓	7				
F	6			6				
S	7			5	✓			
Q	8			4				
F	9			3				
R	10	✓	✓	2				
K	11	✓	✓	1				

[E] [Y] [T] [I] [E] [F] [S] [Q] [F] [R] [K]

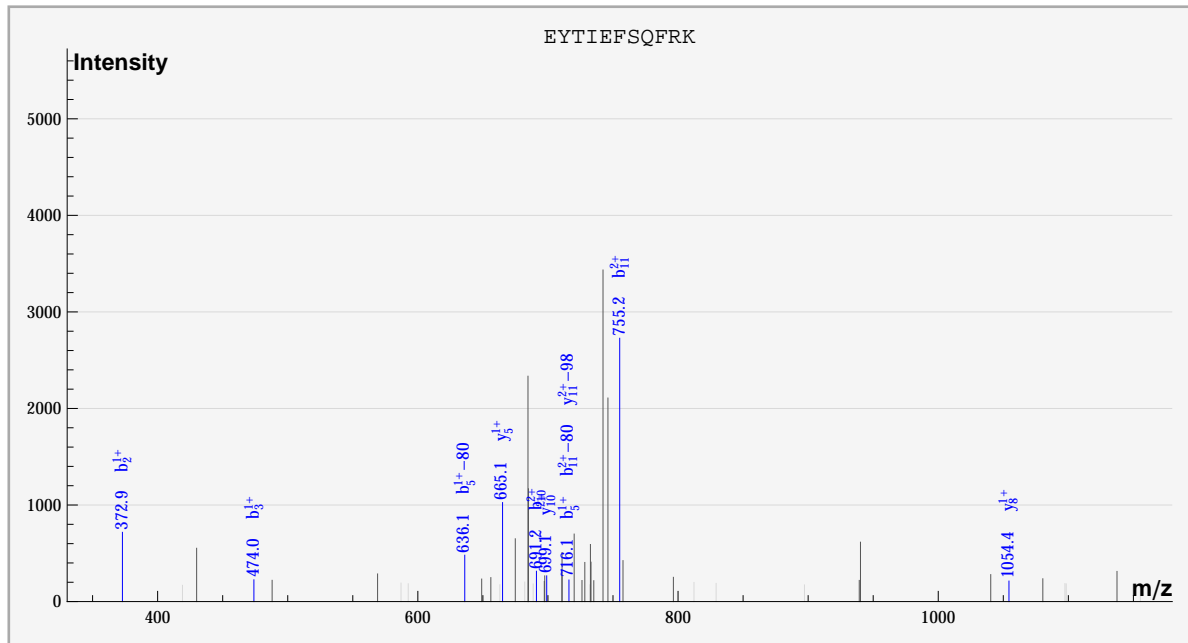
dbValid true EYTIEFSQFRK PHOS(1) 2. 765. -0.652408 5.24957 100. ? 1074.
 S_Acido_new%gil68566565|gb|AAY79494.1| EYTIEFSQFRK%::PHOS:.....:sample_3%compd_3797



	#	b	b*	#	y	y*	P	P*
E	1							✓
Y	2	✓		10	✓			
T	3	✓		9				
I	4			8	✓			
E	5	✓	✓	7				
F	6			6				
S	7			5	✓			
Q	8			4				
F	9			3				
R	10	✓		2				
K	11	✓	✓	1				

E Y T I E F S Q F R K

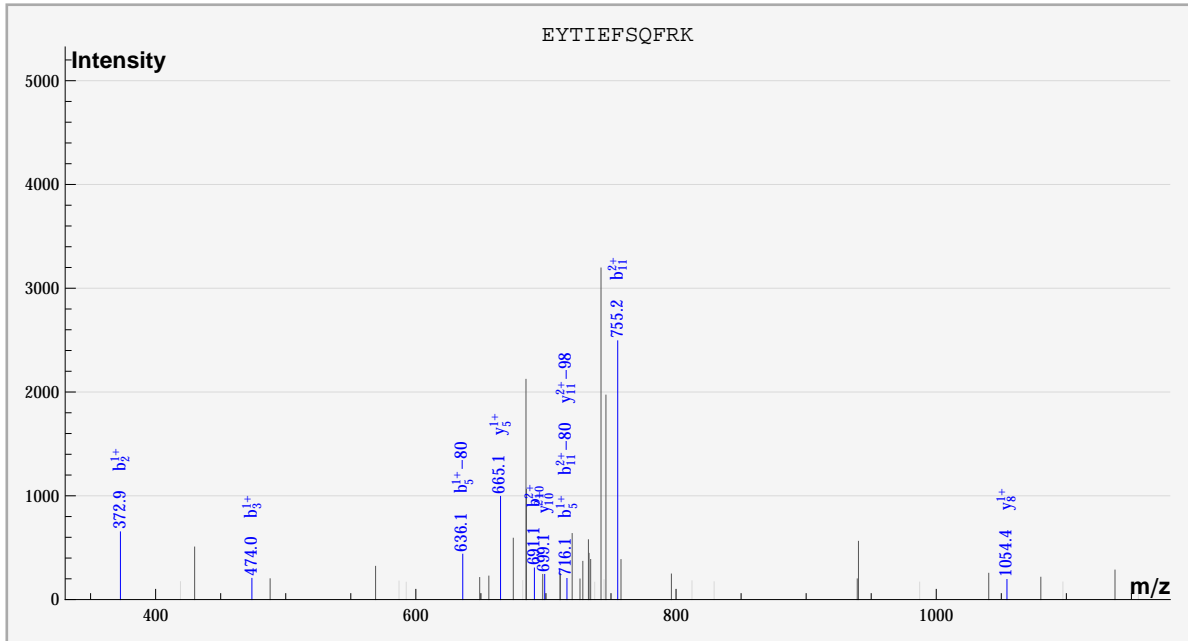
dbValid true EYTIEFSQFRK PHOS(1) 2. 765. -0.652408 5.69056 100. ? 1086.
 S_Acido_new%gil68566565|gb|AA79494.1| EYTIEFSQFRK%::PHOS:.....:sample_3%compd_3807



	#	b	b*	#	y	y*	P	P*
E	1							✓
Y	2	✓		10	✓			
T	3	✓		9				
I	4			8	✓			
E	5	✓	✓	7				
F	6			6				
S	7			5	✓			
Q	8			4				
F	9			3				
R	10	✓		2				
K	11	✓	✓	1				

E Y T I E F S Q F R K

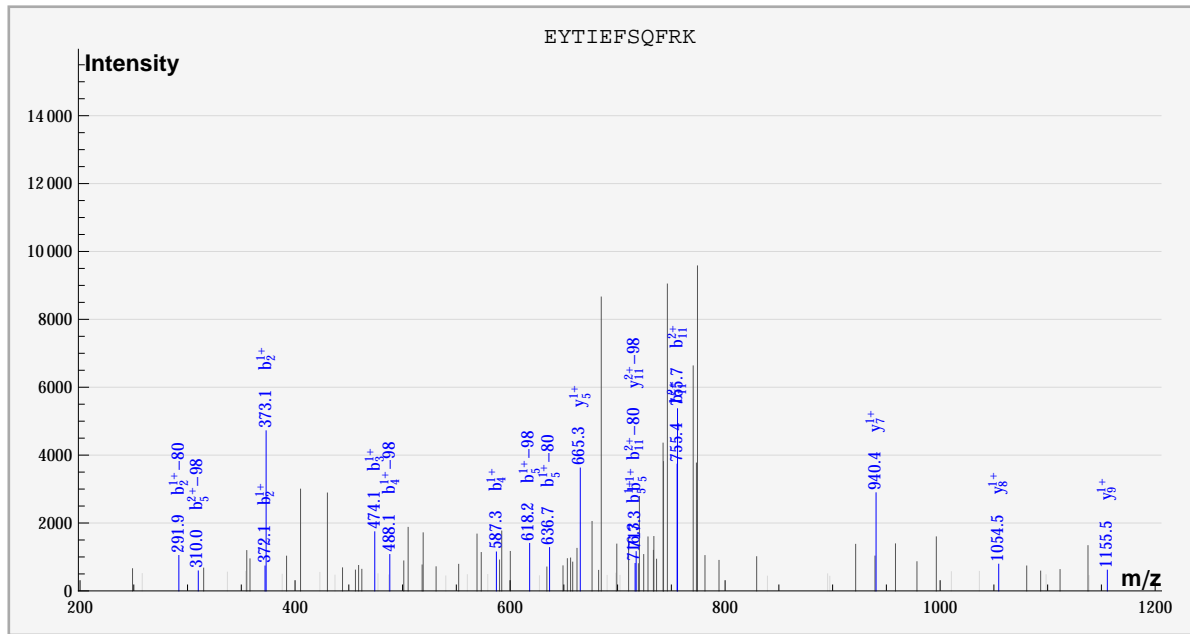
dbValid true EYTIEFSQFRK PHOS(1) 2. 765. -0.652408 5.75883 100. ? 1098.
 S_Acido_new%gi|68566565|gb|AA79494.1| EYTIEFSQFRK%::PHOS:::sample_3%compd_3818



	#	b	b*	#	y	y*	P	P*
E	1							✓
Y	2	✓		10	✓			
T	3	✓		9				
I	4			8	✓			
E	5	✓	✓	7				
F	6			6				
S	7			5	✓			
Q	8			4				
F	9			3				
R	10	✓		2				
K	11	✓	✓	1				

E Y T I E F S Q F R K

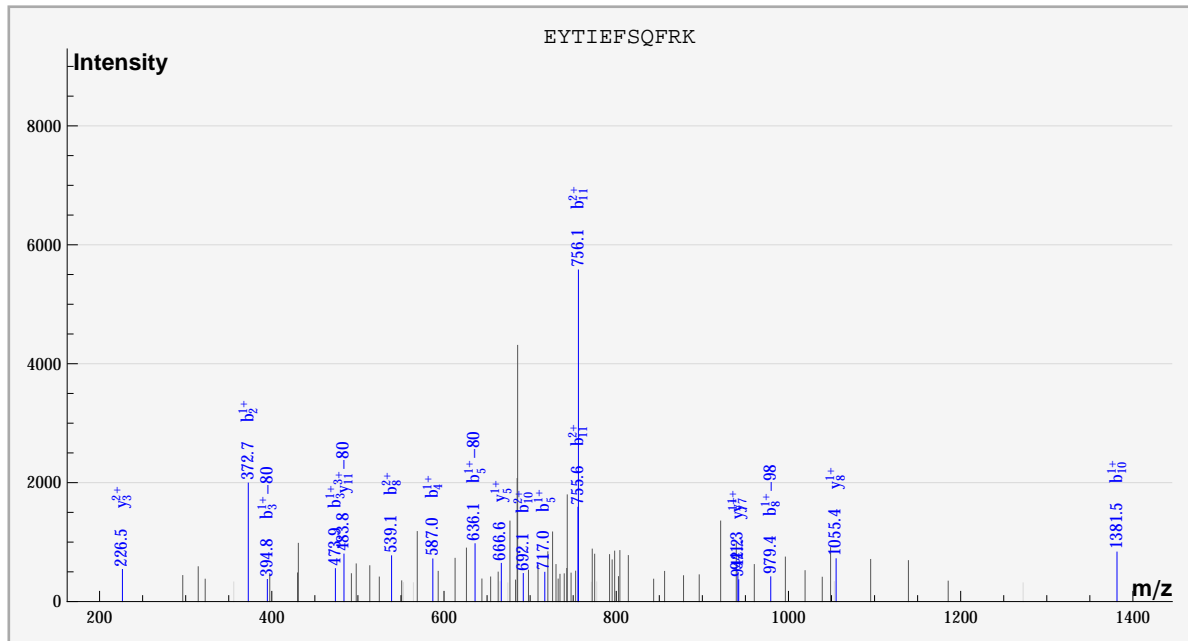
dbValid true EYTIEFSQFRK PHOS(1) 2. 766. -1.65241 5.25956 100. ? 1692.
 S_Acido_new%gi|68566565|gb|AA79494.1| EYTIEFSQFRK%::PHOS:.....:sample_1%compd_377



	#	b	b*	#	y	y*	P	P*
E	1							✓
Y	2	✓	✓	10				
T	3	✓		9	✓			
I	4	✓	✓	8	✓			
E	5	✓	✓	7	✓			
F	6			6				
S	7			5	✓			
Q	8			4				
F	9			3				
R	10			2				
K	11	✓	✓	1				

E Y T I E F S Q F R K

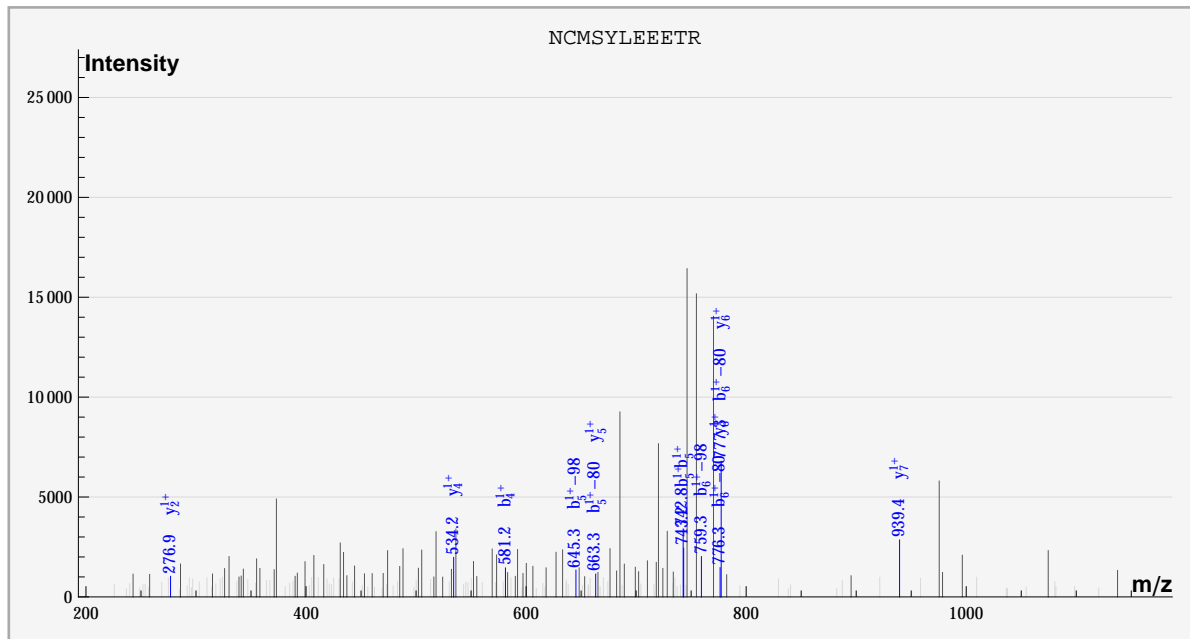
dbValid true EYTIEFSQFRK PHOS(1) 2. 766. -1.65241 5.21424 100. ? 1854.
 S_Acido_new%gil68566565|gb|AAY79494.1| EYTIEFSQFRK%::PHOS:::sample_2%compd_561



	#	b	b*	#	y	y*	P	P*
E	1							✓
Y	2	✓		10				
T	3	✓	✓	9				
I	4	✓		8	✓			
E	5	✓	✓	7	✓			
F	6			6				
S	7			5	✓			
Q	8	✓	✓	4				
F	9			3	✓			
R	10	✓		2				
K	11	✓		1				

E Y T I E F S Q F R K

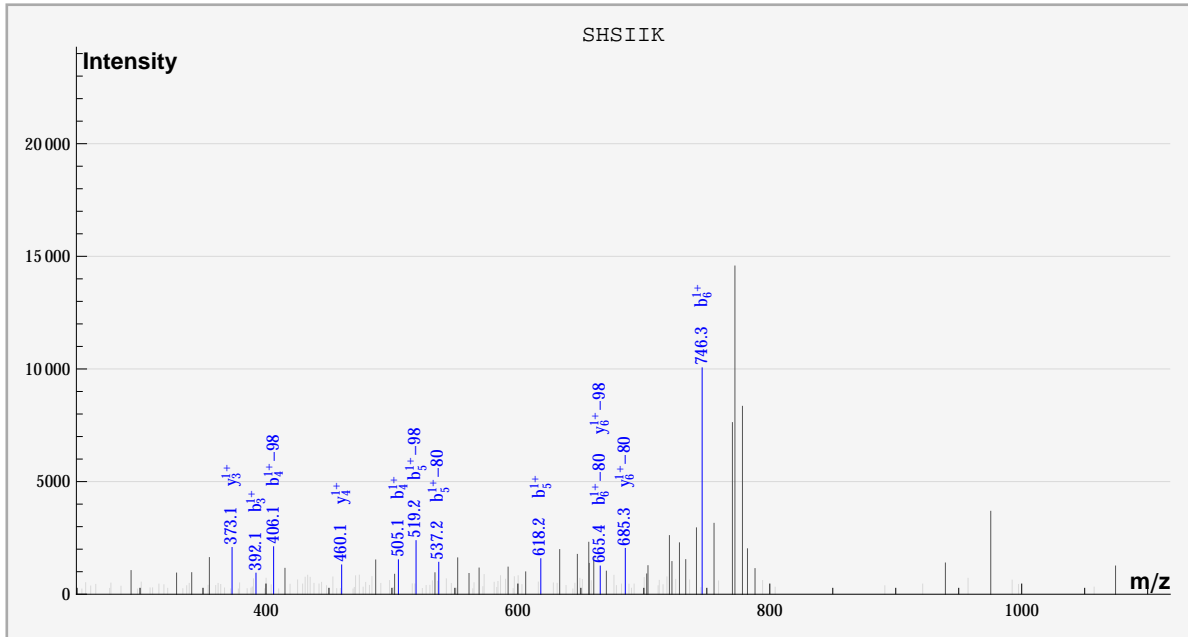
dbValid true NCMSYLEEETR Cys_CAM(1),Oxidation_M(1),PHOS(1) 2. 766. -1.72181 5.1555 100. ? 1860.
 S_Acido_new%gij68568133|gb|AAY81062.1| NCMSYLEEETR%::Cys_CAM:Oxidation_M:PHOS:::sample_1%compd_520



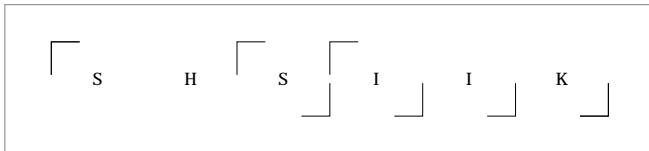
	#	b	b*	#	y	y*	P	P*
N	1							
C	2			10				
M	3			9				
S	4	✓		8				
Y	5	✓	✓	7	✓			
L	6		✓	6	✓			
E	7			5	✓			
E	8			4	✓			
E	9			3				
T	10			2	✓			
R	11			1				

N C M S Y L E E E T R

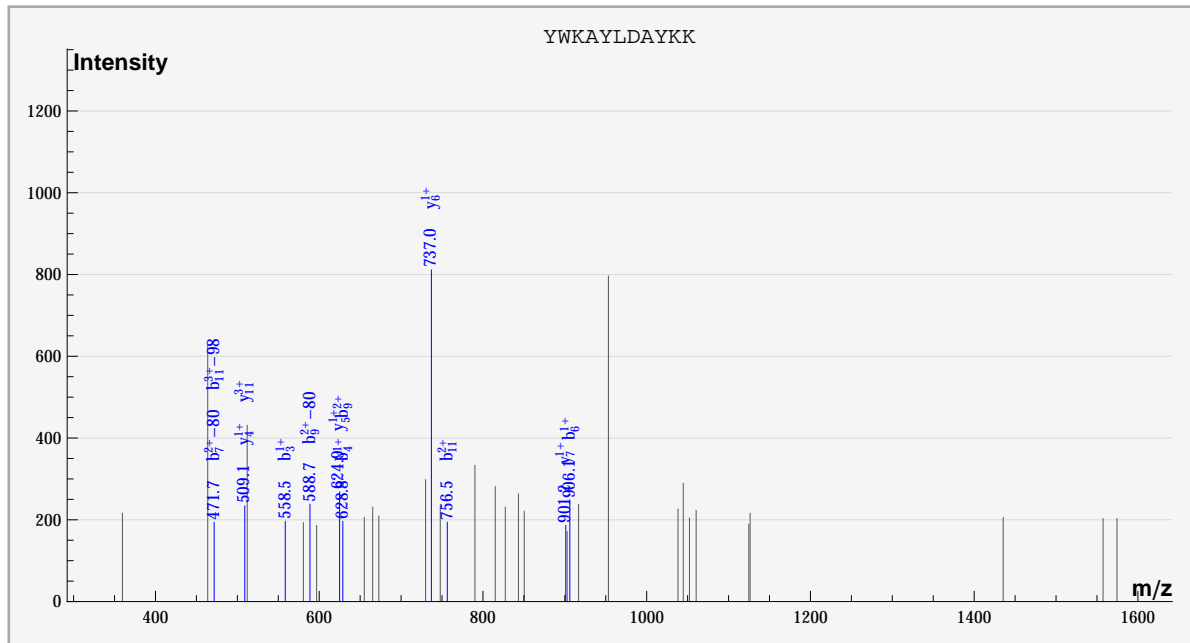
dbValid true SHSIK PHOS(1) 1. 766. -1.6298 5.06896 100. ? 2088.
 S_Acido_new%gi|68567122|gb|AAY80051.1| SHSIK%:PHOS::::::%sample_1%cmpd_714



	#	b	b*	#	y	y*	P	P*
S	1							✓
H	2			5				
S	3	✓		4	✓			
I	4	✓	✓	3	✓			
I	5	✓	✓	2				
K	6	✓	✓	1				



dbValid true YWKAYLDAYKK PHOS(1) 2. 766. -1.13458 5.31207 100. ? 4044.
 S_Acido_new%gi|68568649|gb|AA81578.1| YWKAYLDAYKK%:PHOS:::sample_2%compd_2559

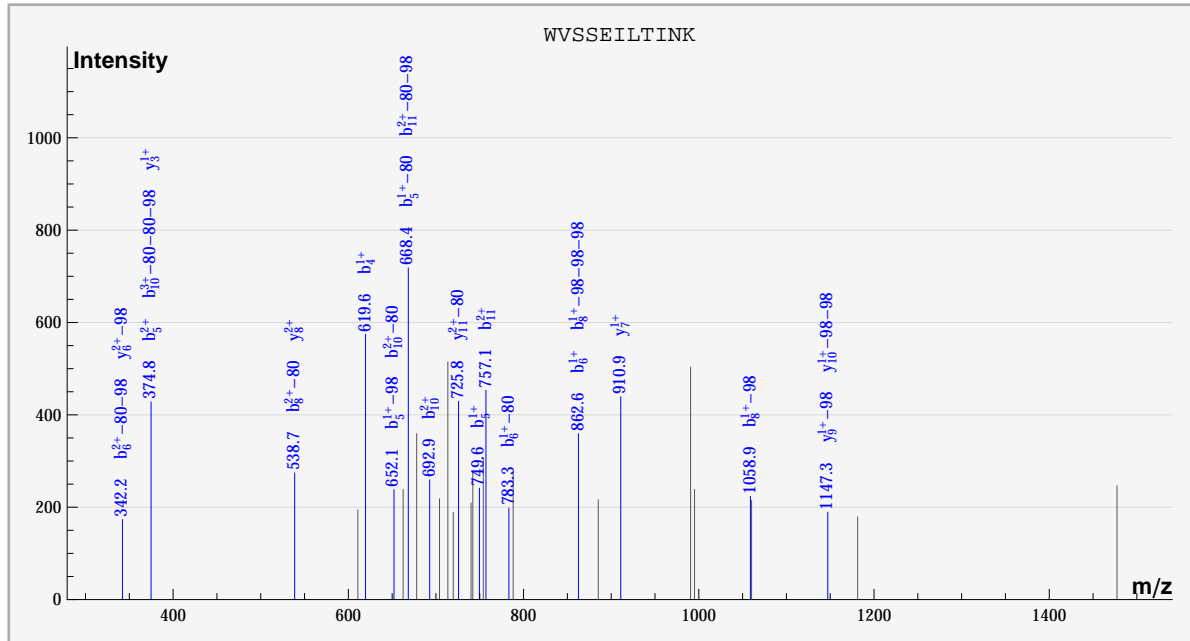


	#	b	b*	#	y	y*	P	P*
Y	1							✓
W	2			10				
K	3	✓		9				
A	4	✓		8				
Y	5			7	✓			
L	6	✓		6	✓			
D	7		✓	5	✓			
A	8			4	✓			
Y	9	✓	✓	3				
K	10			2				
K	11	✓	✓	1				

Y W K A Y L D A Y K K

dbValid true WVSSEILTINK PHOS(3) 2. 767. -1.69192 5.14445 100. ? 1506.

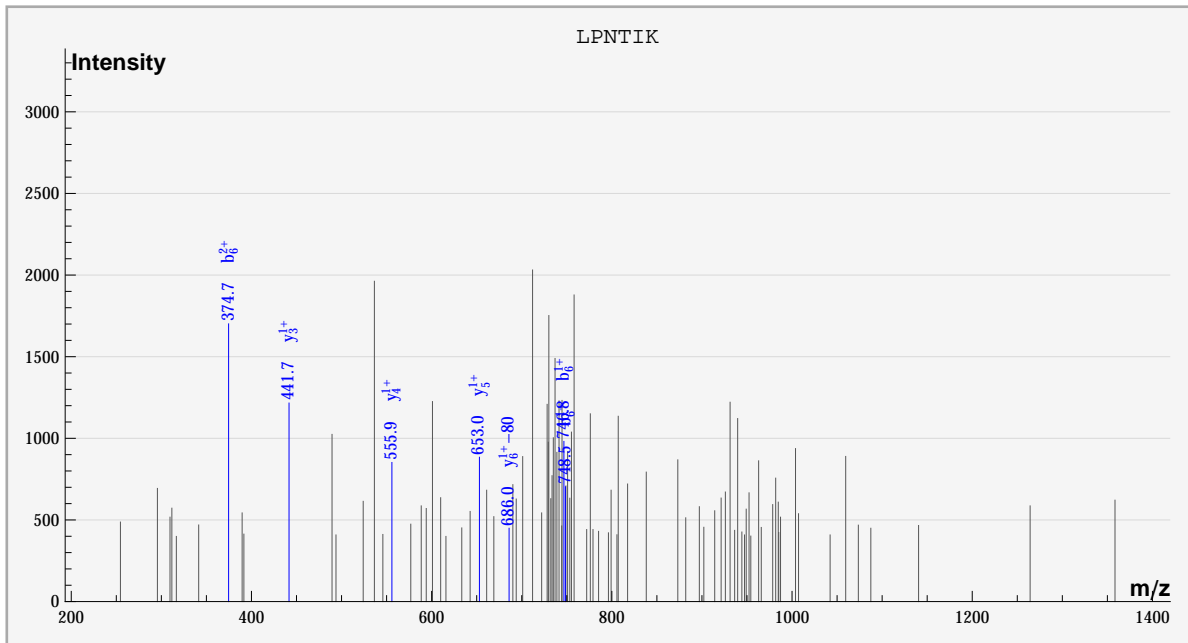
S_Acido_new%gij68566506|gb|AAY79435.1| WVSSEILTINK%:::PHOS:PHOS:::PHOS:::sample_2%cmpd_251



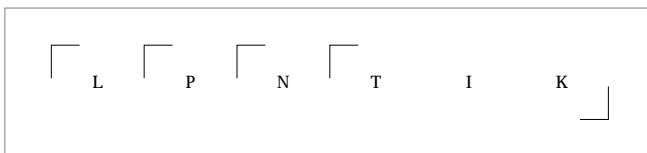
	#	b	b*	#	y	y*	P	P*
W	1							✓
V	2			10				✓
S	3			9				✓
S	4	✓		8	✓			✓
E	5	✓	✓	7	✓			
I	6	✓	✓	6		✓		
L	7			5	✓			
T	8		✓	4				
I	9			3	✓			
N	10	✓	✓	2				
K	11	✓	✓	1				

W V S S E I L T I N K

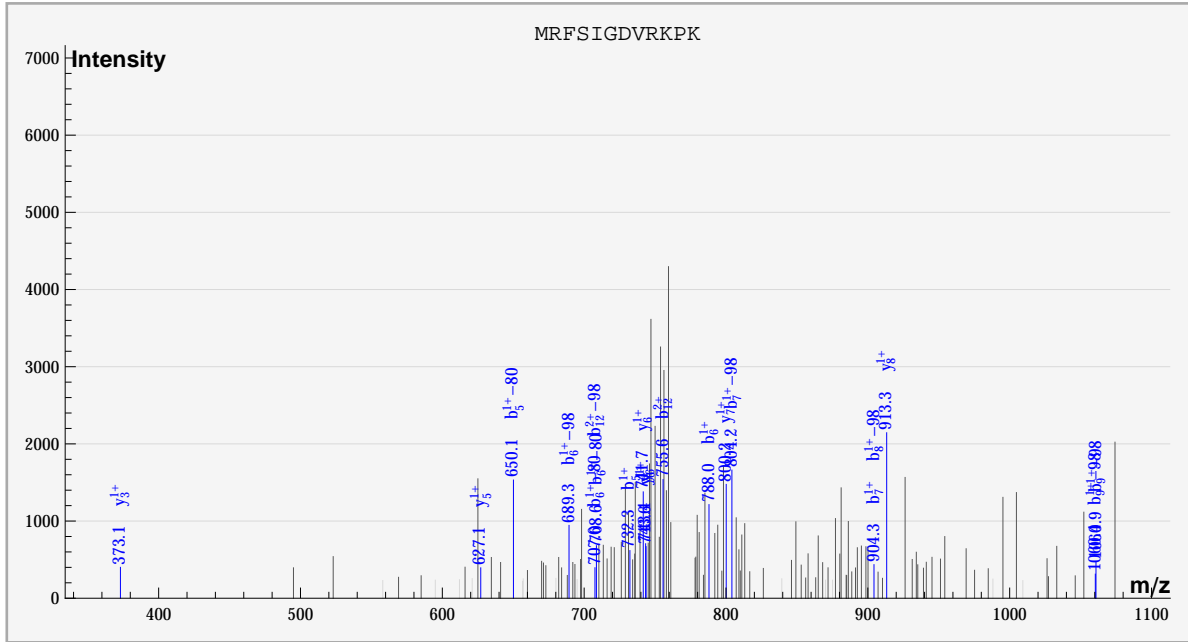
dbValid true LPNTIK PHOS(1) 1. 767. -1.6094 5.27571 100. ? 2430.
 S_Acido_new%gi68568211|gb|AAY81140.1| LPNTIK%::::PHOS:::sample_2%compd_1083



	#	b	b*	#	y	y*	P	P*
L	1							✓
P	2			5	✓			
N	3			4	✓			
T	4			3	✓			
I	5			2				
K	6	✓		1				



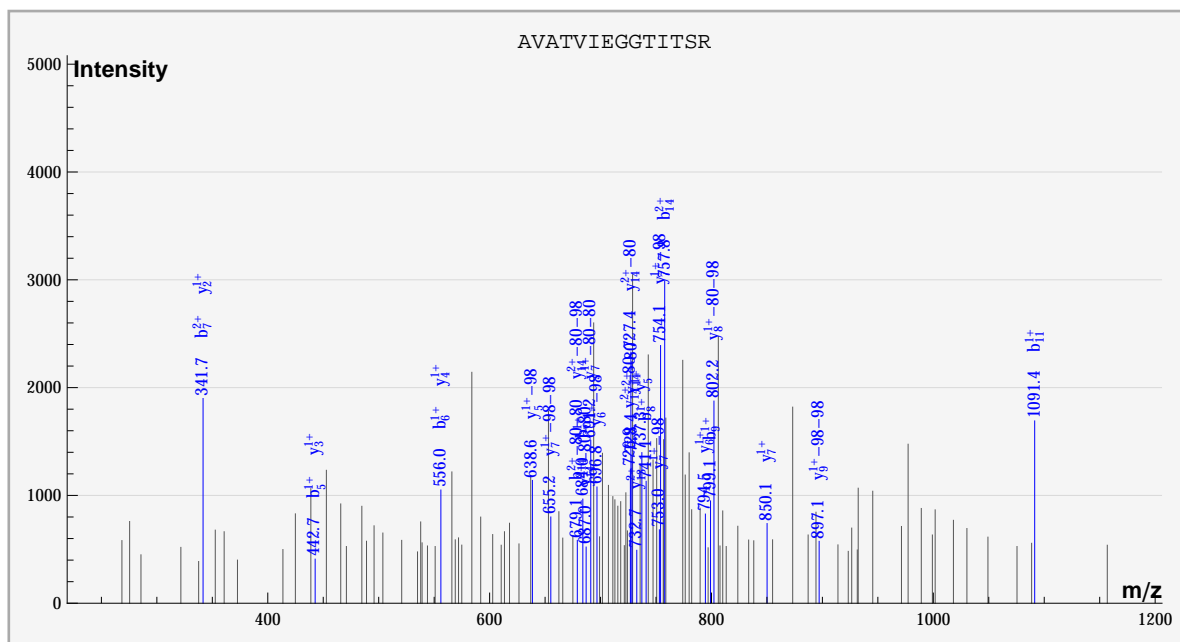
dbValid true MRFSIGDVRKPK Oxidation_M(1),PHOS(1) 2. 767. -1.61348 5.06367 100. ? 2508.
 S_Acido_new%gi|68566913|gb|AAY79842.1| MRFSIGDVRKPK%:Oxidation_M::PHOS:::sample_3%compd_1071



	#	b	b*	#	y	y*	P	P*
M	1							
R	2			11				
F	3			10				
S	4			9				
I	5	✓	✓	8	✓			
G	6	✓	✓	7	✓			
D	7	✓	✓	6	✓			
V	8		✓	5	✓			
R	9		✓	4				
K	10			3	✓			
P	11			2				
K	12	✓	✓	1				



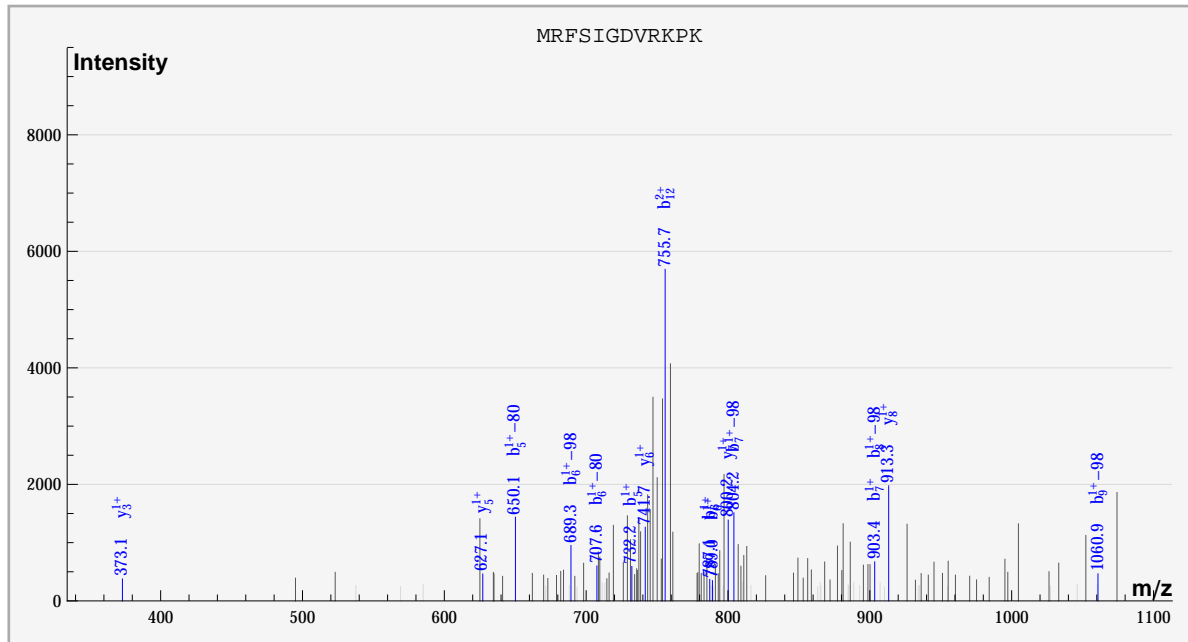
dbValid true AVATVIEGGTITSR PHOS(2) 2. 767. 0.849292 5.50591 100. ? 2514.
 S_Acido_new%gi|68568029|gb|AAV80958.1| AVATVIEGGTITSR%.....PHOS::PHOS::%sample_2%compd_1161



	#	b	b*	#	y	y*	P	P*
A	1							✓
V	2			13	✓			
A	3			12				
T	4			11				
V	5	✓		10				
I	6	✓		9		✓		
E	7	✓		8		✓		
G	8	✓		7	✓	✓		
G	9	✓		6	✓	✓		
T	10			5	✓	✓		
I	11	✓		4	✓			
T	12			3	✓			
S	13			2	✓			
R	14	✓	✓	1				

[A [V A T V] [I] [E] [G] [G] [T] [I] [T] [S R]

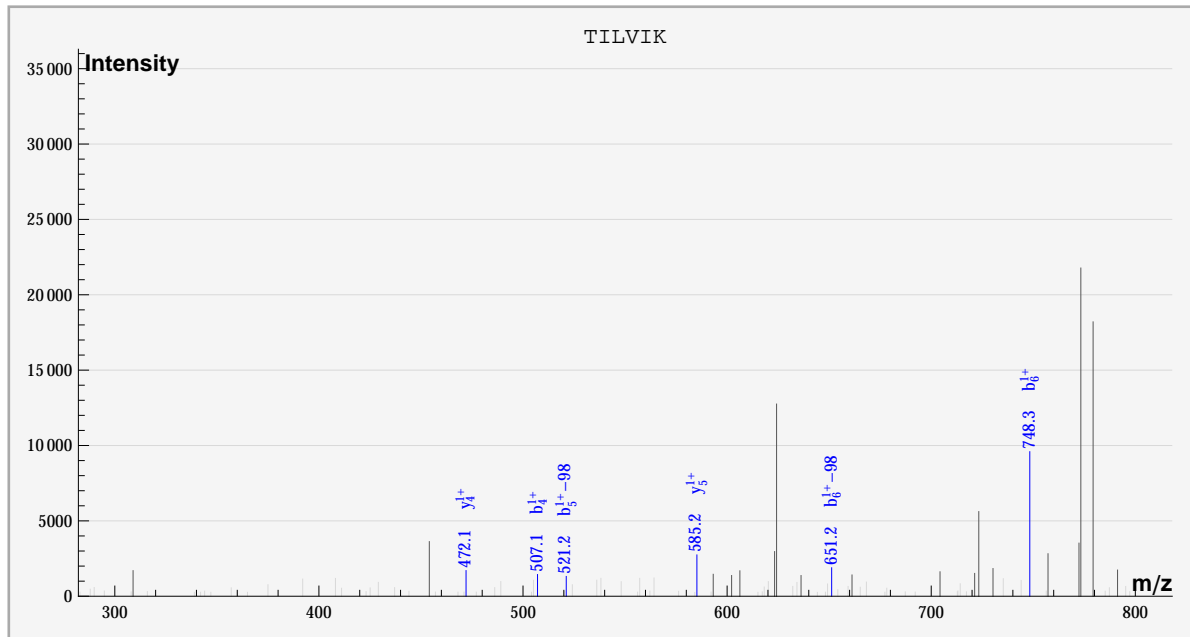
dbValid true MRFSIGDVRKPK Oxidation_M(1),PHOS(1) 2. 767. -1.61348 5.27307 100. ? 2520.
 S_Acido_new%gil68566913|gb|AAY79842.1| MRFSIGDVRKPK%:Oxidation_M::PHOS:::sample_3%compd_1081



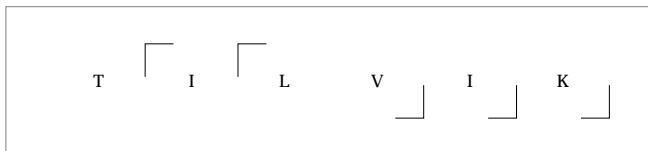
	#	b	b*	#	y	y*	P	P*
M	1							
R	2			11				
F	3			10				
S	4			9				
I	5	✓	✓	8	✓			
G	6	✓	✓	7	✓			
D	7	✓	✓	6	✓			
V	8		✓	5	✓			
R	9		✓	4				
K	10			3	✓			
P	11			2				
K	12	✓		1				

M R F S I G D V R K P K

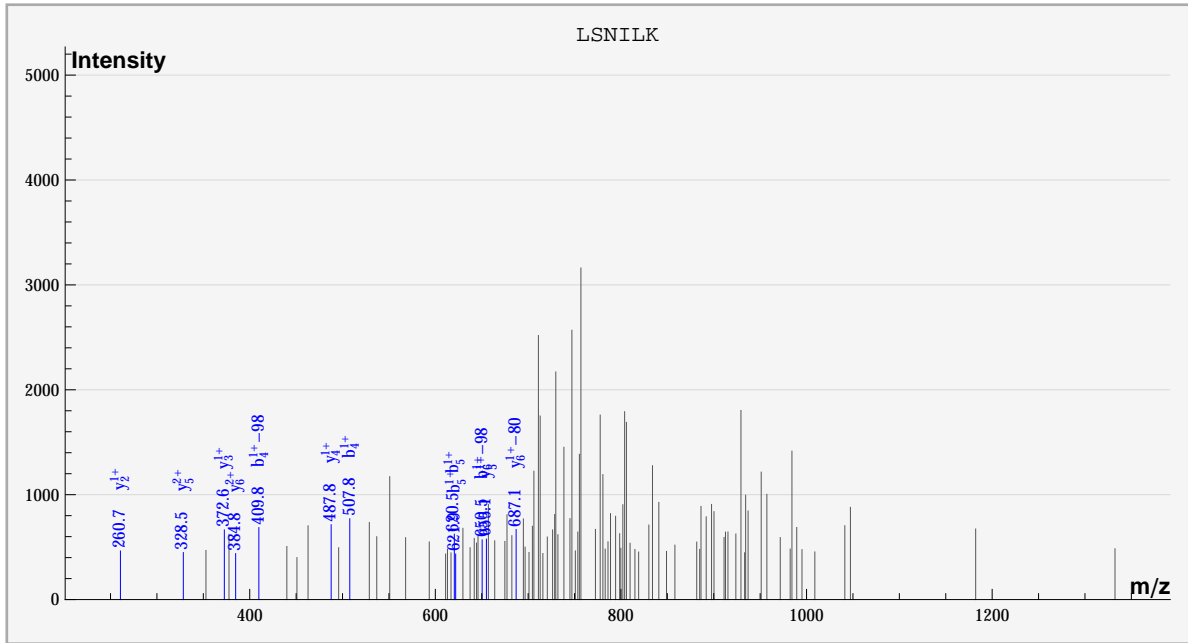
dbValid true TILVIK PHOS(1) 1. 768. -1.55262 5.96909 100. ? 2304.
 S_Acido_new%gi|68566590|gb|AAY79519.1| TILVIK%:PHOS::::::%sample_1%compd_898



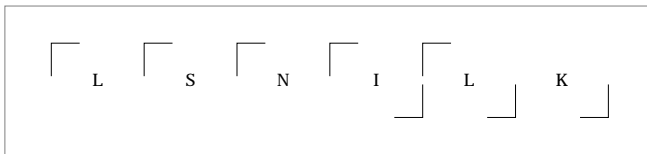
	#	b	b*	#	y	y*	P	P*
T	1							
I	2			5	✓			
L	3			4	✓			
V	4	✓		3				
I	5		✓	2				
K	6	✓	✓	1				



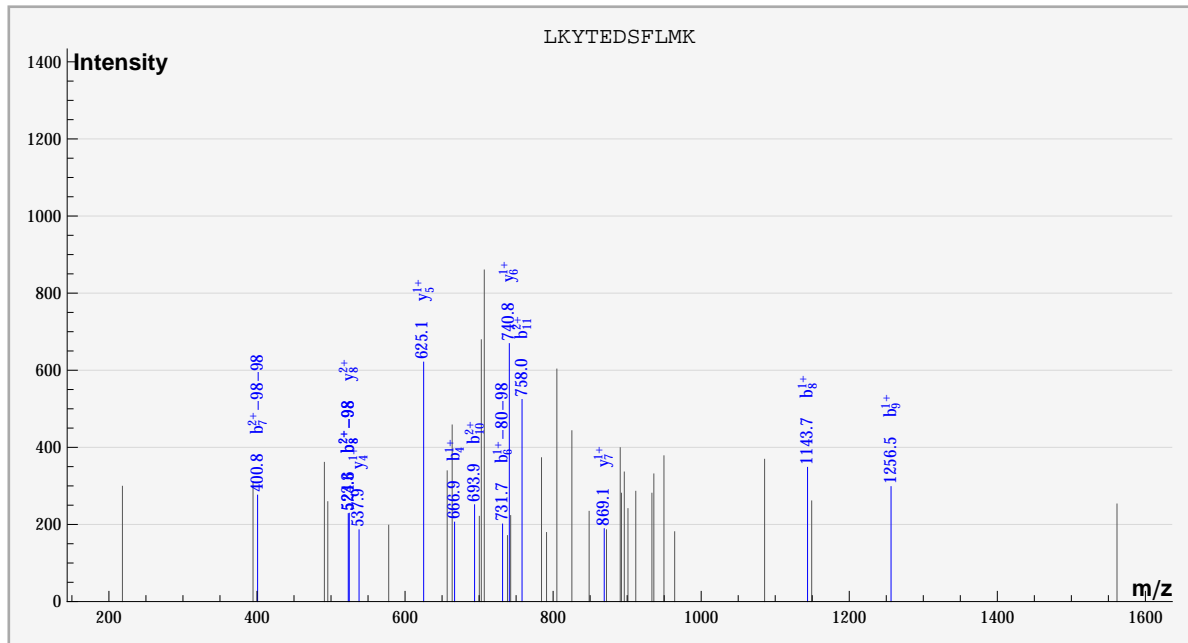
dbValid true LSNILK PHOS(1) 1. 768. -0.593745 5.14961 100. ? 2880.
 S_Acido_new%gi|68567433|gb|AAY80362.1| LSNILK%::PHOS::::%sample_2%compd_1495



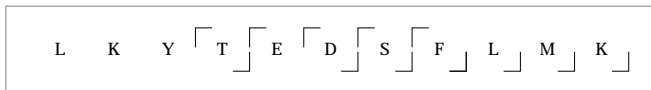
	#	b	b*	#	y	y*	P	P*
L	1						✓	✓
S	2			5	✓			
N	3			4	✓			
I	4	✓	✓	3	✓			
L	5	✓		2	✓			
K	6		✓	1				



dbValid true LKYTEDSFLMK PHOS(2) 2. 768. -0.181378 5.09053 100. ? 4908.
 S_Acido_new%gi|68568425|gb|AAy81354.1| LKYTEDSFLMK%:::PHOS:PHOS:.....%sample_2%compd_3346

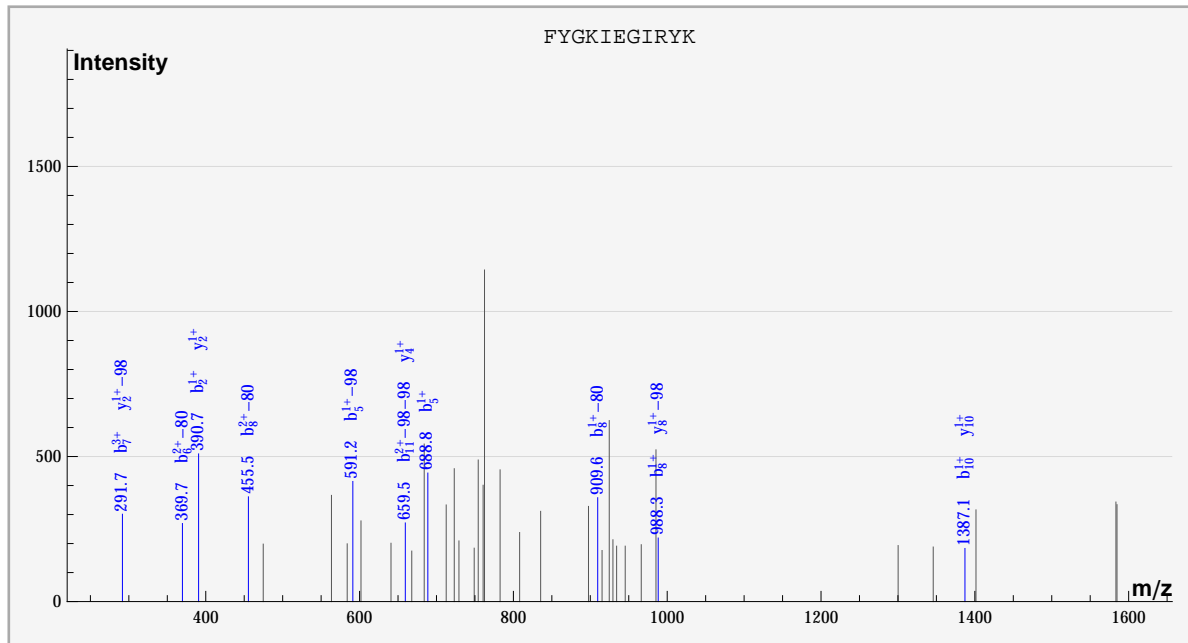


	#	b	b*	#	y	y*	P	P*
L	1							
K	2			10				
Y	3			9				
T	4	✓		8	✓			
E	5			7	✓			
D	6		✓	6	✓			
S	7		✓	5	✓			
F	8	✓	✓	4	✓			
L	9	✓		3				
M	10	✓		2				
K	11	✓		1				



dbValid true FYGKIEGIRYK PHOS(2) 2. 769. -1.65127 5.0446 100. ? 4362.

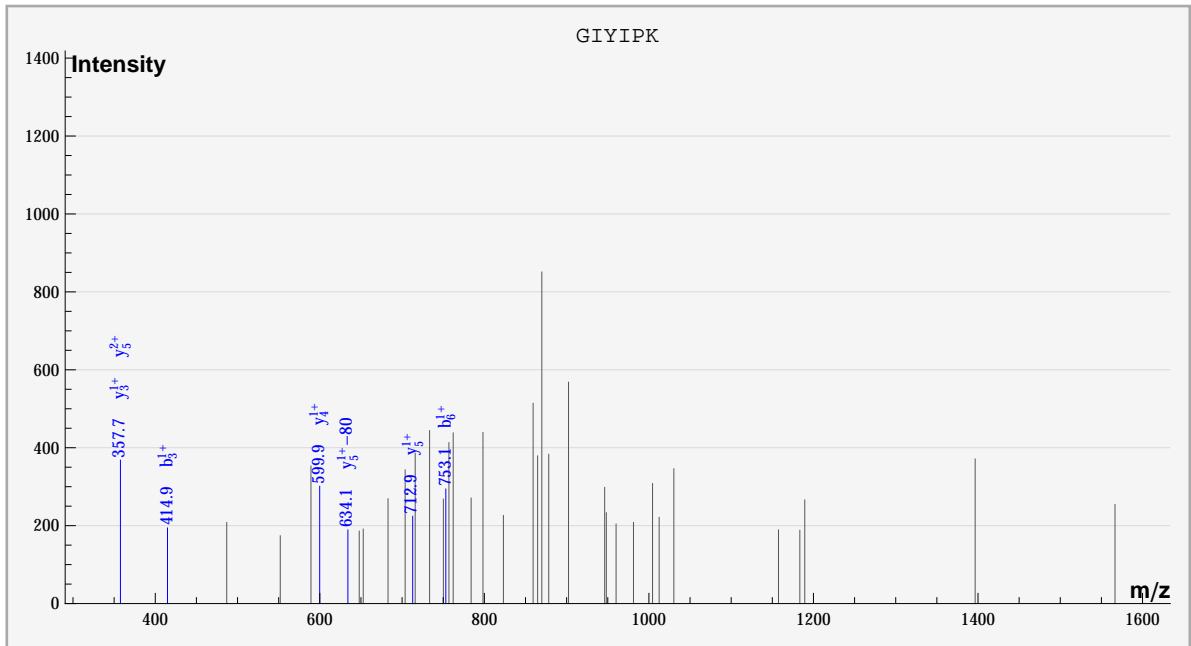
S_Acido_new%gi|68568349|gb|AAy81278.1| FYGKIEGIRYK%::PHOS:::PHOS::%sample_2%compd_2850



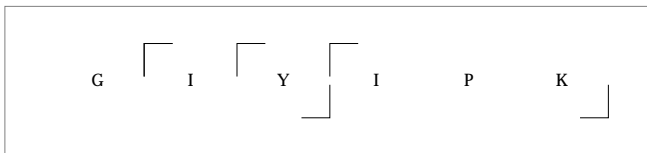
	#	b	b*	#	y	y*	P	P*
F	1							
Y	2	✓		10	✓			
G	3			9				
K	4			8		✓		
I	5	✓	✓	7				
E	6		✓	6				
G	7	✓		5				
I	8	✓	✓	4	✓			
R	9			3				
Y	10	✓		2	✓	✓		
K	11		✓	1				

F Y G K I E G I R Y K

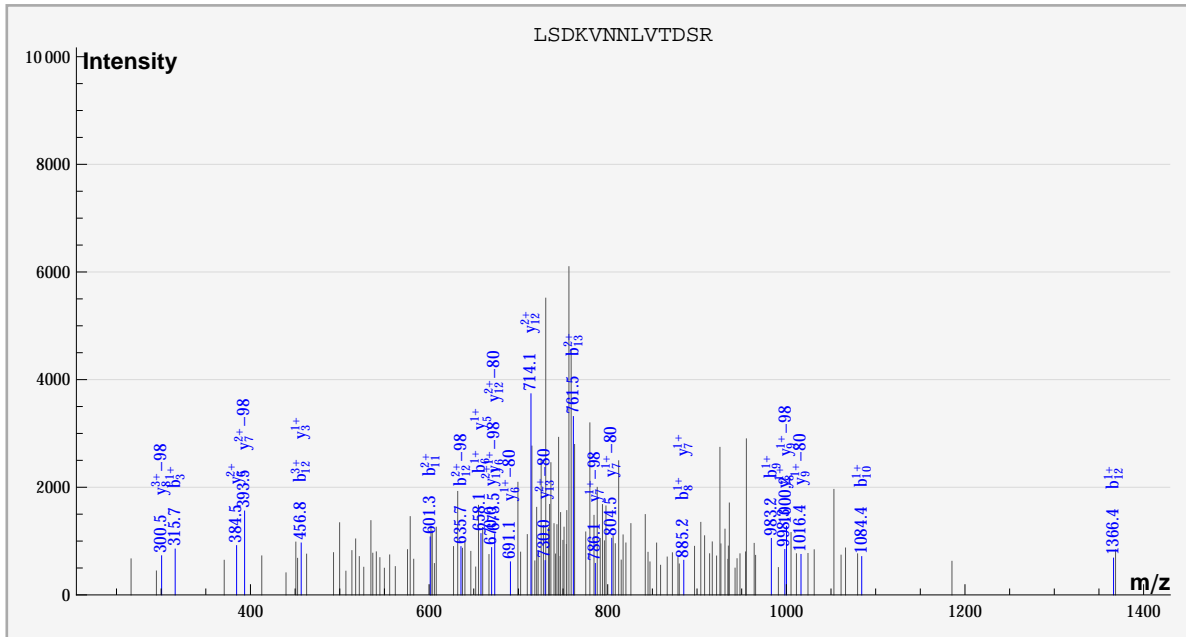
dbValid true GIYIPK PHOS(1) 1. 769. 1.38479 5.53031 100. ? 582.
 S_Acido_new%gi|68567741|gb|AAY80670.1| GIYIPK%:::PHOS:::%sample_2%compd_3825



	#	b	b*	#	y	y*	P	P*
G	1							
I	2			5	✓	✓		
Y	3	✓		4	✓			
I	4			3	✓			
P	5			2				
K	6	✓		1				



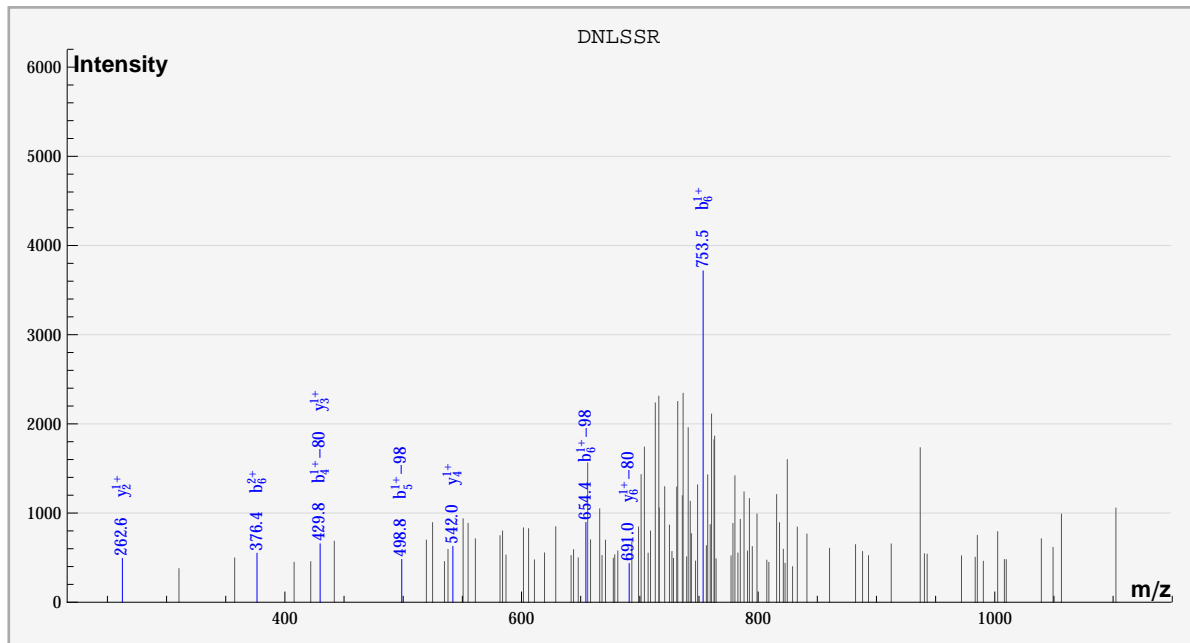
dbValid true LSDKVNNLVTD SR PHOS(1) 2. 771. -0.128038 5.01283 100. ? 2988.
 S_Acido_new%gi|68567896|gb|AA80825.1| LSDKVNNLVTD SR%.....PHOS::%sample_2%compd_1601



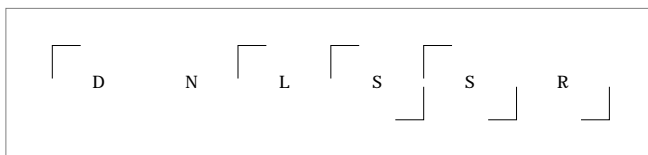
	#	b	b*	#	y	y*	P	P*
L	1							✓
S	2			12	✓	✓		
D	3	✓		11	✓			
K	4			10				
V	5			9		✓		
N	6	✓		8	✓	✓		
N	7			7	✓	✓		
L	8	✓		6	✓	✓		
V	9	✓		5	✓			
T	10	✓		4				
D	11	✓		3	✓			
S	12	✓	✓	2				
R	13	✓		1				

[L [S [D] K [V [N] N [L [V] T] D] S] R]

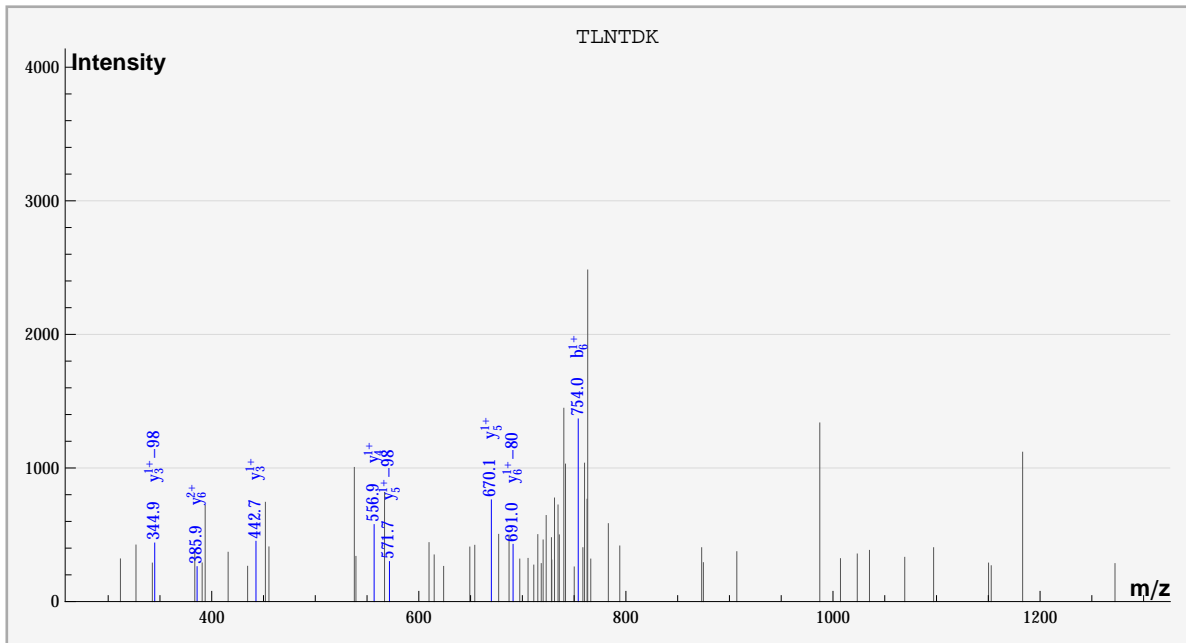
dbValid true DNLSSR PHOS(1) 1. 772. -0.696745 5.22045 100. ? 2892.
 S_Acido_new%gi|68566875|gb|AAY79804.1| DNLSSR%:::PHOS:::sample_2%compd_1513



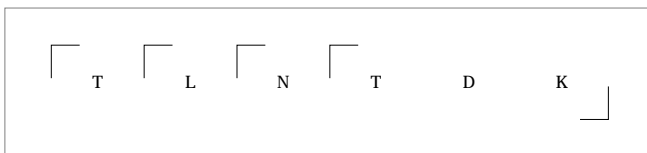
	#	b	b*	#	y	y*	P	P*
D	1							✓
N	2			5				
L	3			4	✓			
S	4	✓		3	✓			
S	5		✓	2	✓			
R	6	✓	✓	1				



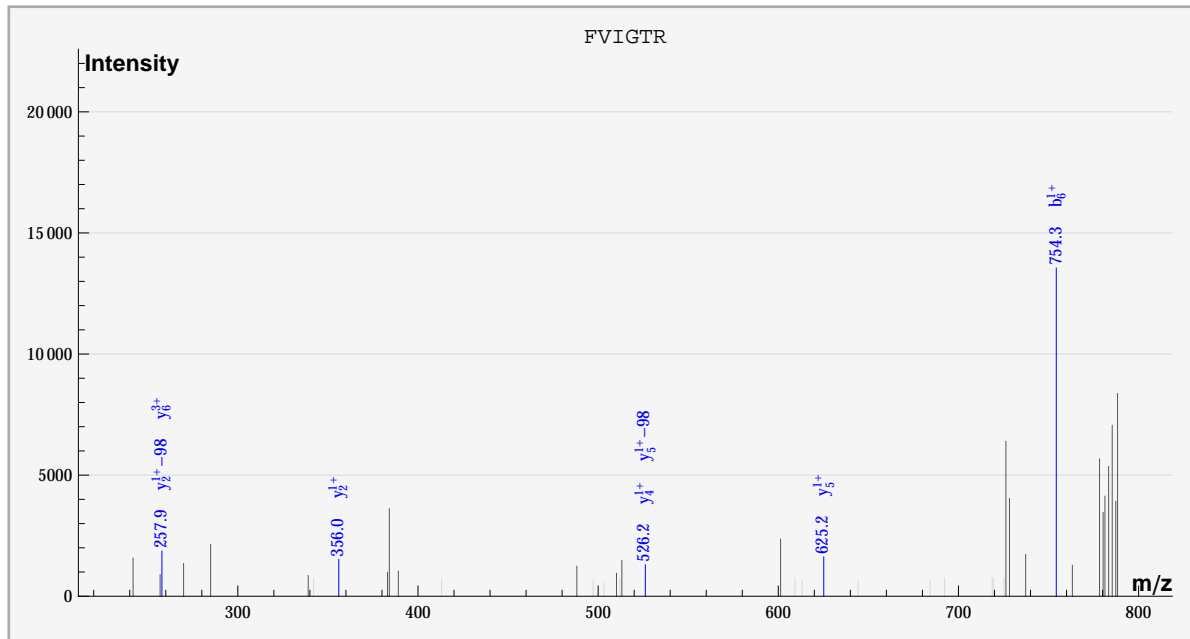
dbValid true TLNTDK PHOS(1) 1. 773. -1.6716 5.47464 100. ? 1728.
 S_Acido_new%gi|68568546|gb|AAY81475.1| TLNTDK%:::PHOS:::sample_2%compd_450



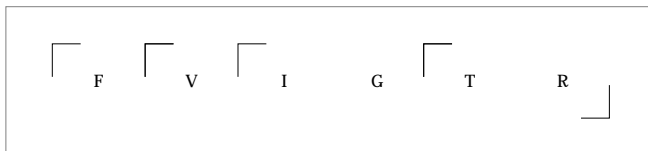
	#	b	b*	#	y	y*	P	P*
T	1						✓	✓
L	2			5	✓	✓		
N	3			4	✓			
T	4			3	✓	✓		
D	5			2				
K	6	✓		1				



dbValid true FVIGTR PHOS(1) 1. 774. -1.62472 5.20109 100. ? 1890.
 S_Acido_new%gi|68568488|gb|AAY81417.1| FVIGTR%::::PHOS::%sample_2%cmpd_563

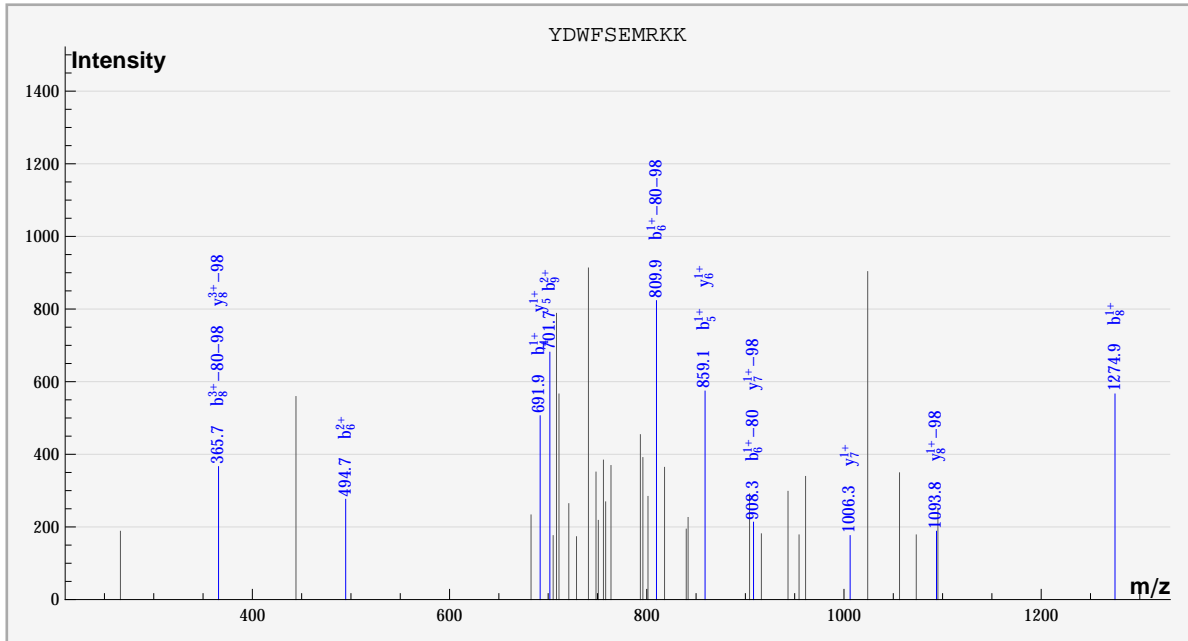


	#	b	b*	#	y	y*	P	P*
F	1						✓	
V	2			5	✓	✓		
I	3			4	✓			
G	4			3				
T	5			2	✓	✓		
R	6	✓		1				

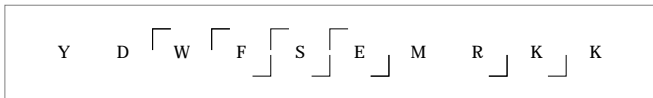


dbValid true YDWFSEMRKK PHOS(2) 2. 774. 1.30093 5.5429 100. ? 402.

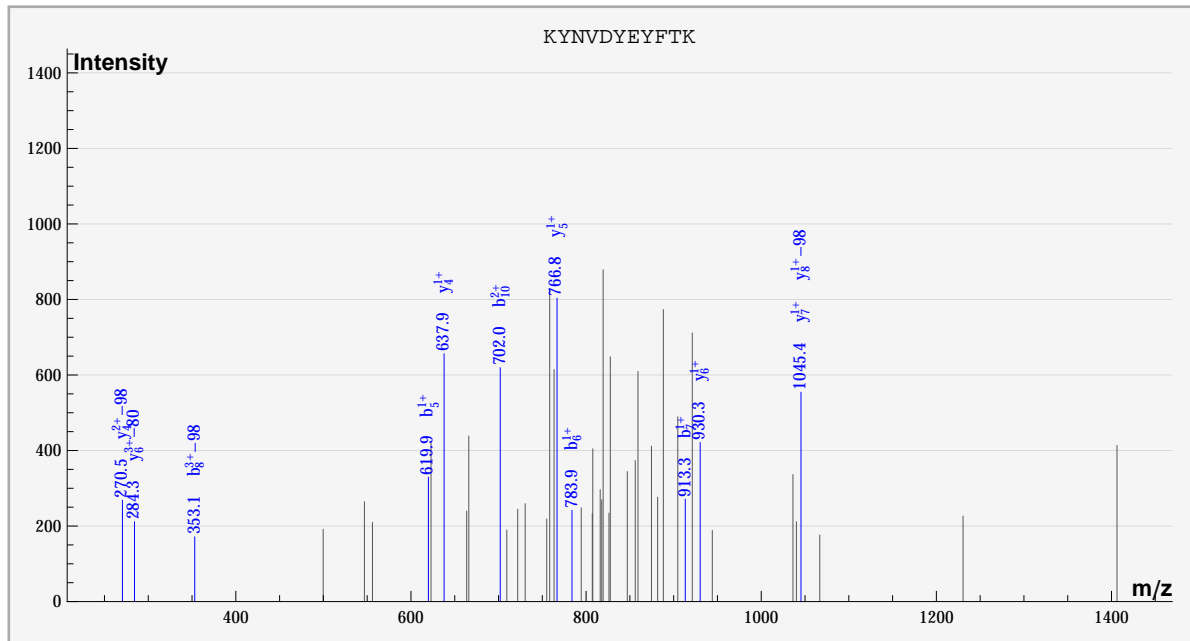
S_Acido_new%gi|68568446|gb|AA81375.1| YDWFSEMRKK%:PHOS:::PHOS:::sample_2%compd_2486



	#	b	b*	#	y	y*	P	P*
Y	1							
D	2			9				
W	3			8		✓		
F	4	✓		7	✓	✓		
S	5	✓		6	✓			
E	6	✓	✓	5	✓			
M	7			4				
R	8	✓	✓	3				
K	9	✓		2				
K	10			1				



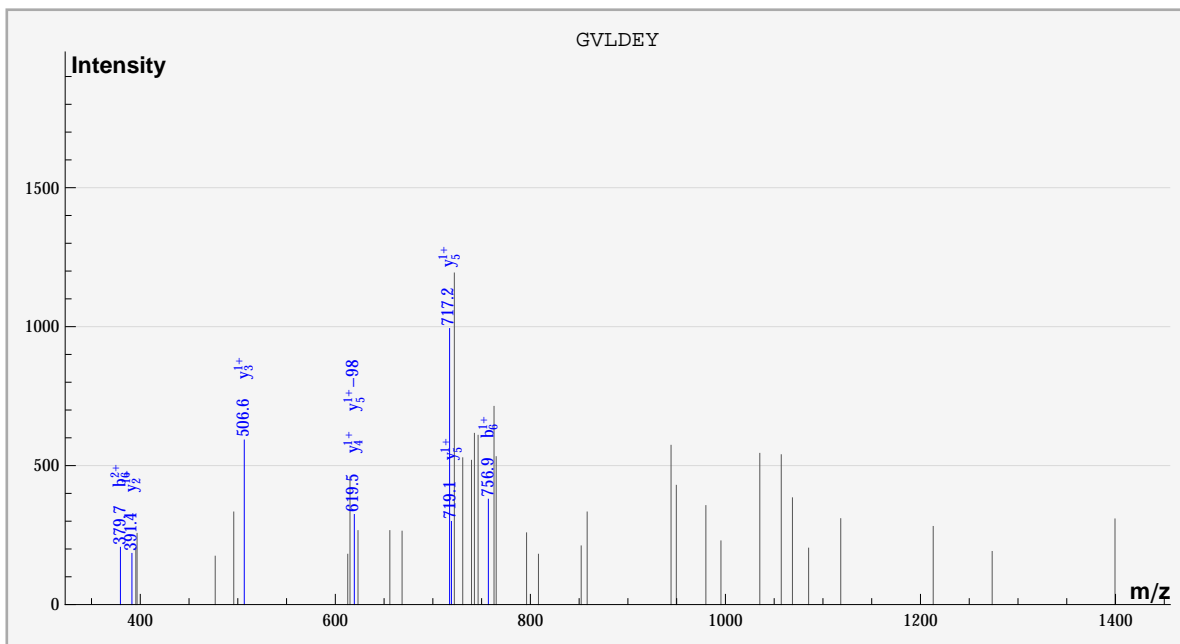
dbValid true KYNVDYEFYFTK PHOS(1) 2. 774. 1.33415 5.37505 100. ? 4470.
 S_Acido_new%gii68567767|gb|AA80696.1| KYNVDYEFYFTK%:.....PHOS:::%sample_2%compd_2958



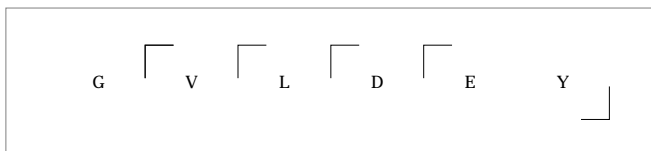
	#	b	b*	#	y	y*	P	P*
K	1							
Y	2			10				
N	3			9				
V	4			8		✓		
D	5	✓		7	✓	✓		
Y	6	✓		6	✓	✓		
E	7	✓		5	✓	✓		
Y	8		✓	4	✓	✓		
F	9			3				
T	10	✓		2				
K	11			1				

K Y N V D Y E Y F T K

dbValid true GVLDEY PHOS(1) 1. 775. 0.290945 6.64986 100. ? 1524.
 S_Acido_new%gi|68567823|gb|AAY80752.1| GVLDEY%::::::PHOS:%sample_2%compd_264

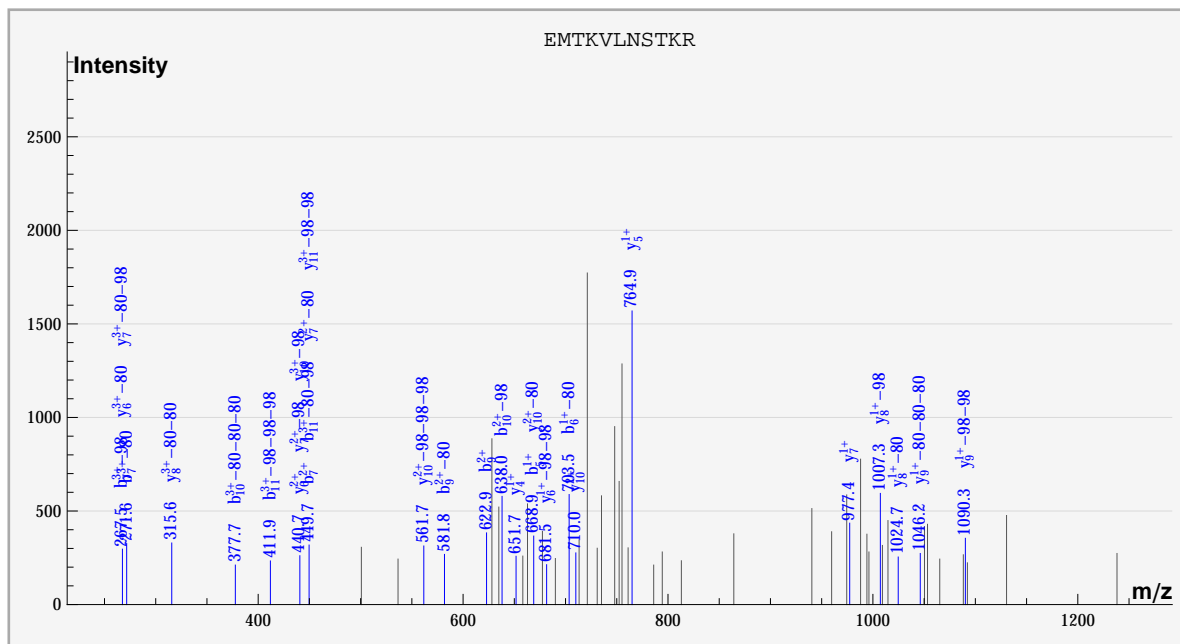


	#	b	b*	#	y	y*	P	P*
G	1							
V	2			5	✓	✓		
L	3			4	✓			
D	4			3	✓			
E	5			2	✓			
Y	6	✓		1				



dbValid true EMTKVLNSTKR PHOS(3) 2. 775. -1.18953 5.54361 100. ? 1668.

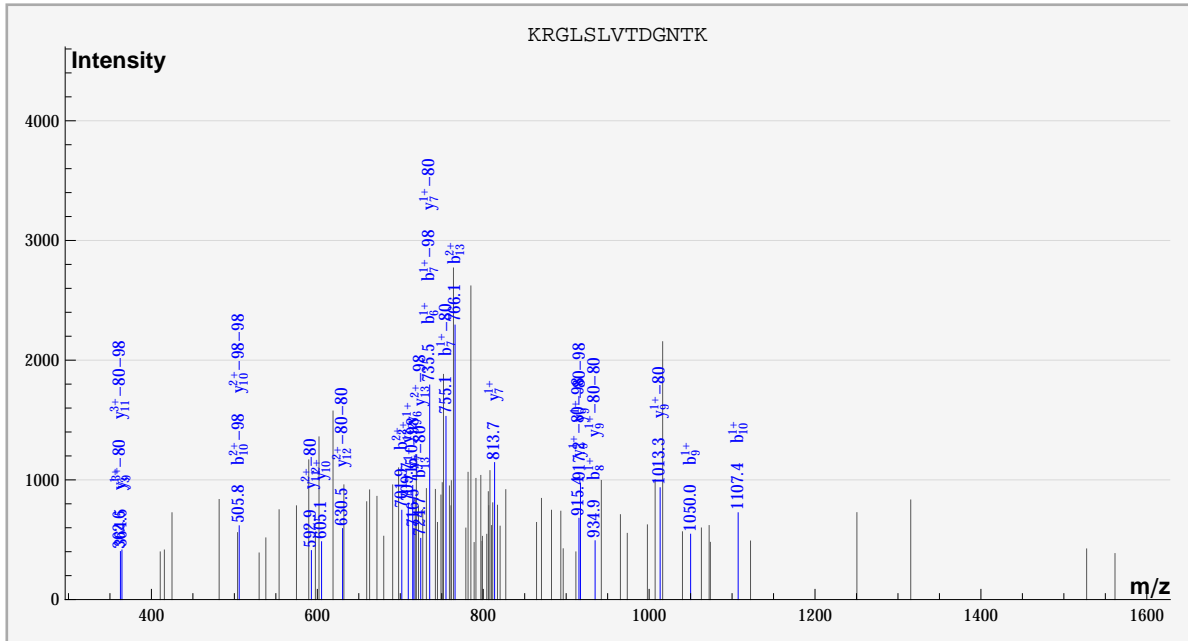
S_Acido_new%gi|68568511|gb|AAY81440.1| EMTKVLNSTKR%:::PHOS:::PHOS:PHOS:::sample_2%compd_396



	#	b	b*	#	y	y*	P	P*
E	1							✓
M	2			10	✓	✓		
T	3			9		✓		
K	4			8		✓		
V	5	✓		7	✓	✓		
L	6		✓	6	✓	✓		
N	7	✓	✓	5	✓			
S	8			4	✓			
T	9	✓	✓	3				
K	10		✓	2				
R	11		✓	1				

「 E 「 M 「 T 「 K 「 V 「 L 「 N 「 S T 「 K 「 R 」

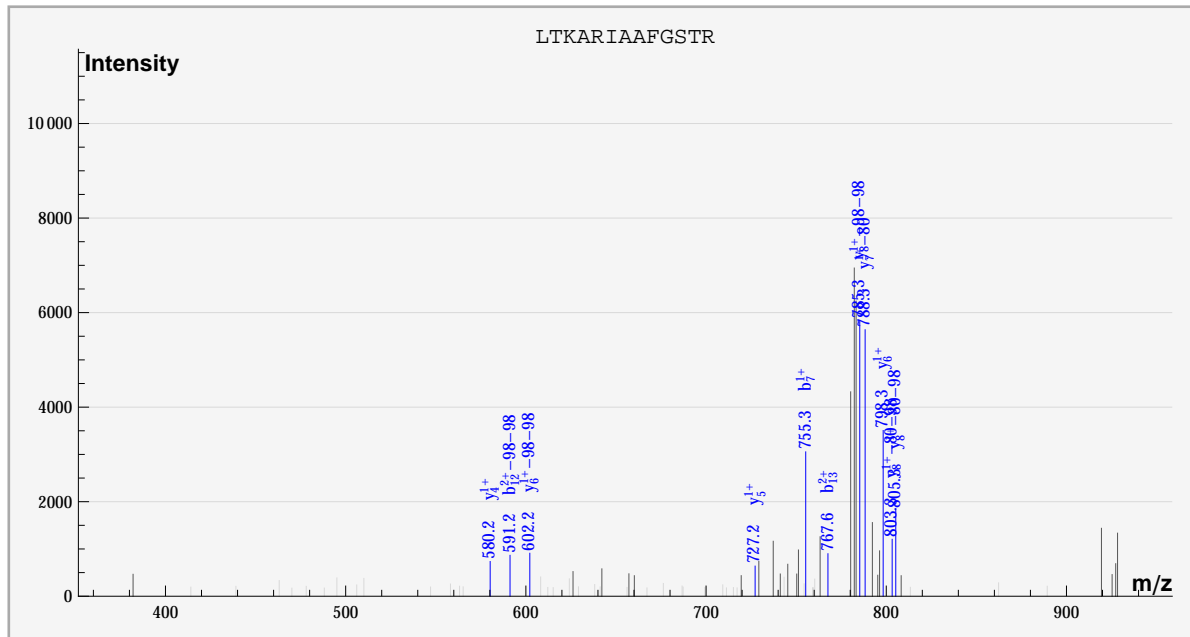
dbValid true KRGLSLVTDGNTK PHOS(2) 2. 775. -0.137263 5.68998 100. ? 2760.
 S_Acido_new%gi|68566826|gb|AA79755.1| KRGLSLVTDGNTK%:::PHOS:::PHOS::%sample_2%cmpd_1394



	#	b	b*	#	y	y*	P	P*
K	1							✓
R	2			12	✓	✓		
G	3			11		✓		
L	4			10	✓	✓		
S	5			9	✓	✓		
L	6	✓		8				
V	7		✓	7	✓	✓		
T	8	✓		6	✓			
D	9	✓		5				
G	10	✓	✓	4				
N	11			3		✓		
T	12	✓		2				
K	13	✓	✓	1				

「 K 」 「 R 」 「 G 」 「 L 」 「 S 」 「 L 」 「 V 」 「 T 」 「 D 」 「 G 」 「 N 」 「 T 」 「 K 」

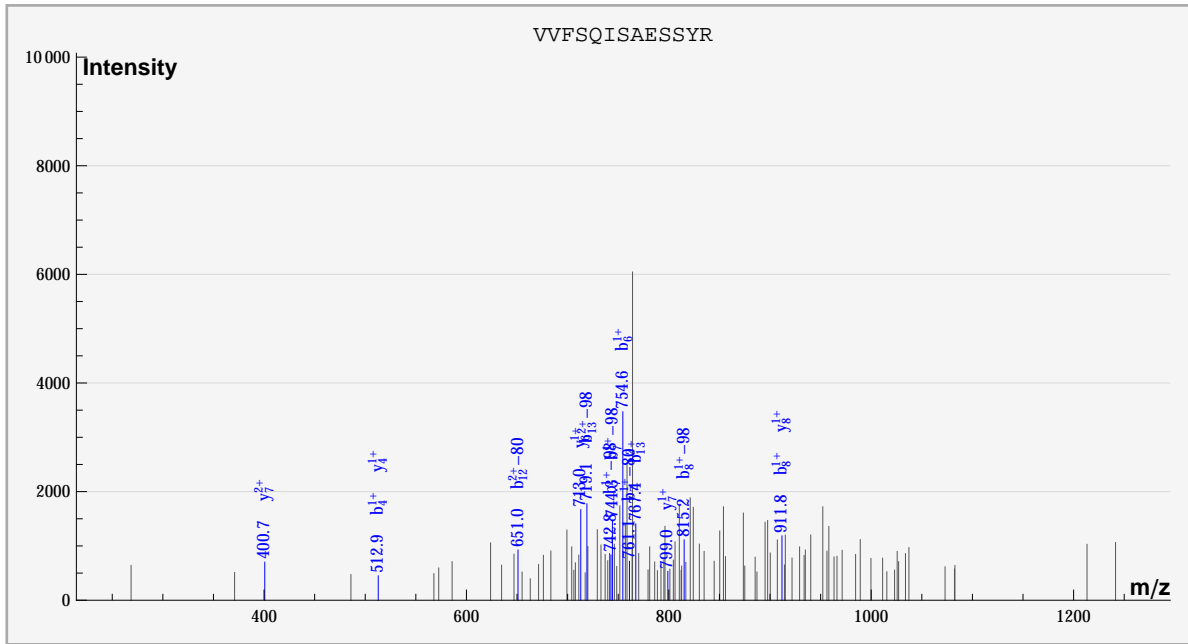
dbValid true LTKARIAAFGSTR PHOS(2) 2. 775. 1.37581 5.65858 100. ? 3516.
 S_Acido_new%gi|68568681|gb|AAY81610.1| LTKARIAAFGSTR%:.....PHOS:PHOS::%sample_2%cmpd_1966



	#	b	b*	#	y	y*	P	P*
L	1							
T	2			12				
K	3			11				
A	4			10				
R	5			9				
I	6			8		✓		
A	7	✓		7		✓		
A	8			6	✓	✓		
F	9			5	✓			
G	10			4	✓			
S	11			3				
T	12		✓	2				
R	13	✓		1				

L T K A R I A A F G S T R

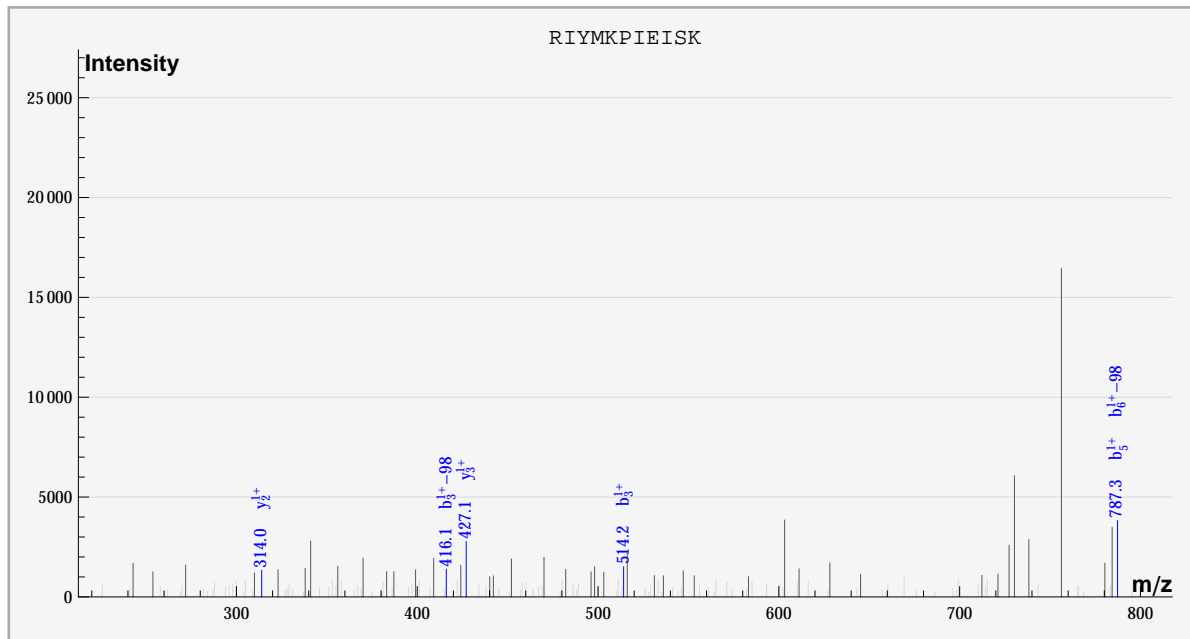
dbValid true VVFSQISAESSYR PHOS(1) 2. 775. 1.85578 5.52252 100. ? 3888.
 S_Acido_new%gi|68568383|gb|AA81312.1| VVFSQISAESSYR%:::PHOS:::sample_2%compd_2426



	#	b	b*	#	y	y*	P	P*
V	1							
V	2			12				
F	3			11				
S	4	✓		10				
Q	5			9				
I	6	✓		8	✓			
S	7		✓	7	✓			
A	8	✓	✓	6	✓			
E	9			5				
S	10			4	✓			
S	11			3				
Y	12		✓	2				
R	13	✓	✓	1				

V V F S Q I S A E S S Y R

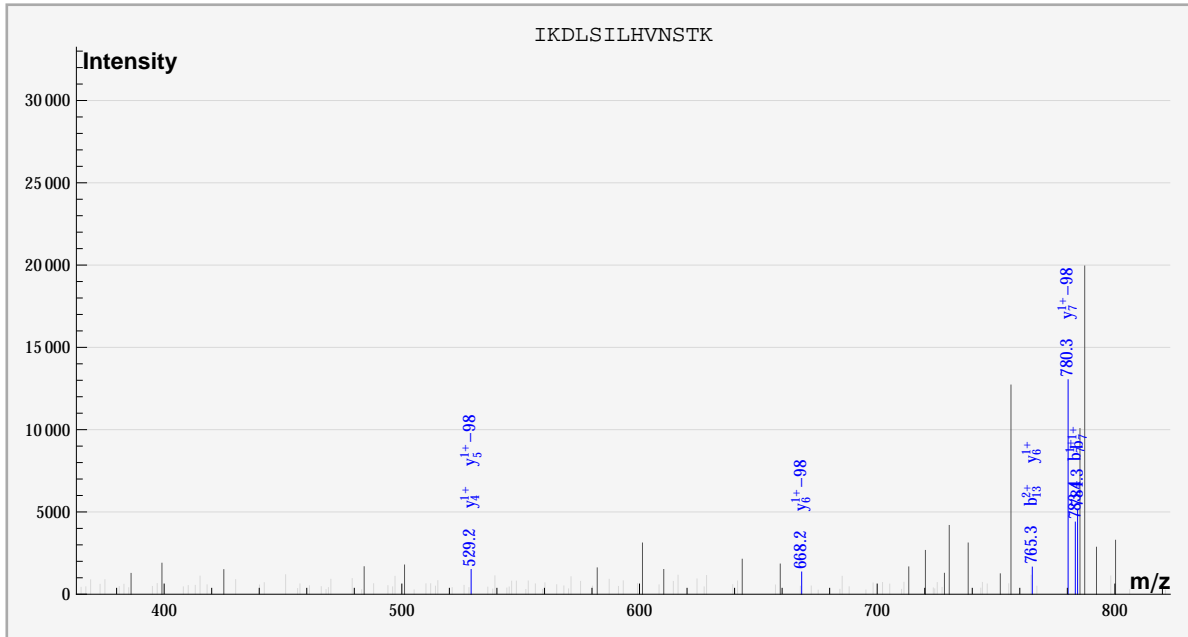
dbValid true RIYMKPIEISK Oxidation_M(1),PHOS(2) 2. 776. 1.36352 5.19153 100. ? 1542.
 S_Acido_new%gil68566754|gb|AAY79683.1| RIYMKPIEISK%:::PHOS:Oxidation_M:::::PHOS::%sample_2%cmpd_264



	#	b	b*	#	y	y*	P	P*
R	1							
I	2			10				
Y	3	✓	✓	9				
M	4			8				
K	5	✓		7				
P	6		✓	6				
I	7			5				
E	8			4				
I	9			3	✓			
S	10			2	✓			
K	11			1				

RIYMKPIEISK

dbValid true IKDLSILHVNSTK PHOS(1) 2. 776. -1.58674 5.01588 100. ? 2418.
 S_Acido_new%gi|68568204|gb|AAY81133.1| IKDLSILHVNSTK%:.....PHOS::%sample_2%cmpd_1018

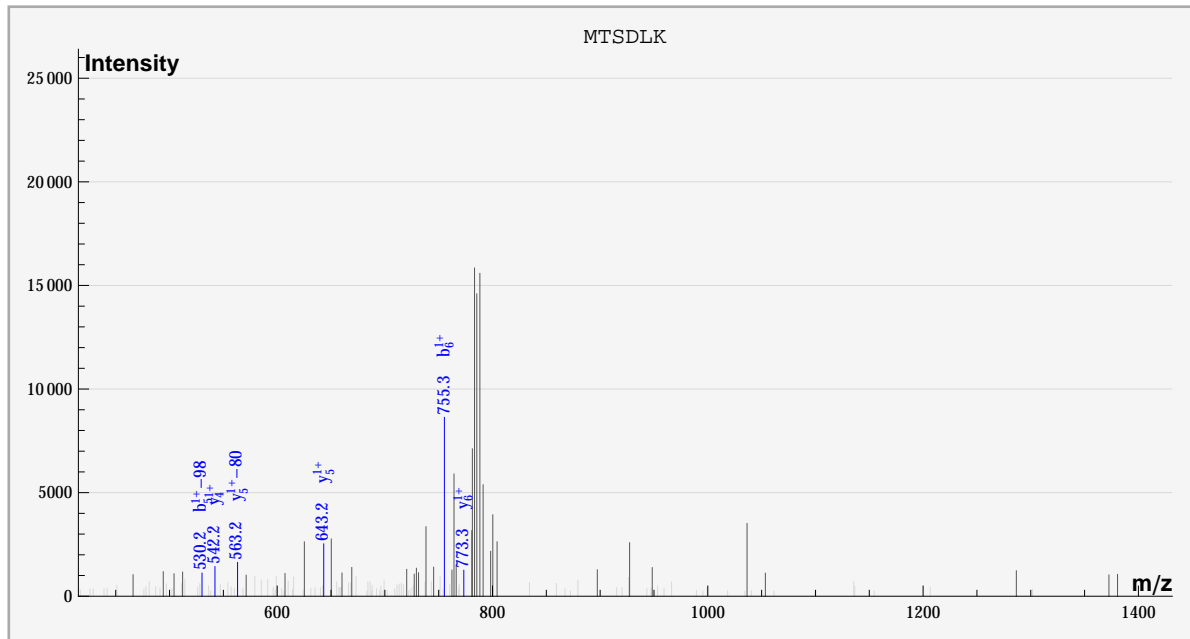


	#	b	b*	#	y	y*	P	P*
I	1							
K	2			12				
D	3			11				
L	4			10				
S	5			9				
I	6			8				
L	7	✓		7		✓		
H	8			6	✓	✓		
V	9			5		✓		
N	10			4	✓			
S	11			3				
T	12			2				
K	13	✓		1				

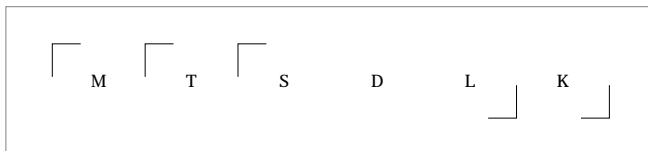
I K D L S I [L] [H] [V] [N] S T K []

dbValid true MTSDLK PHOS(1) 1. 776. -1.68969 5.05379 100. ? 3036.

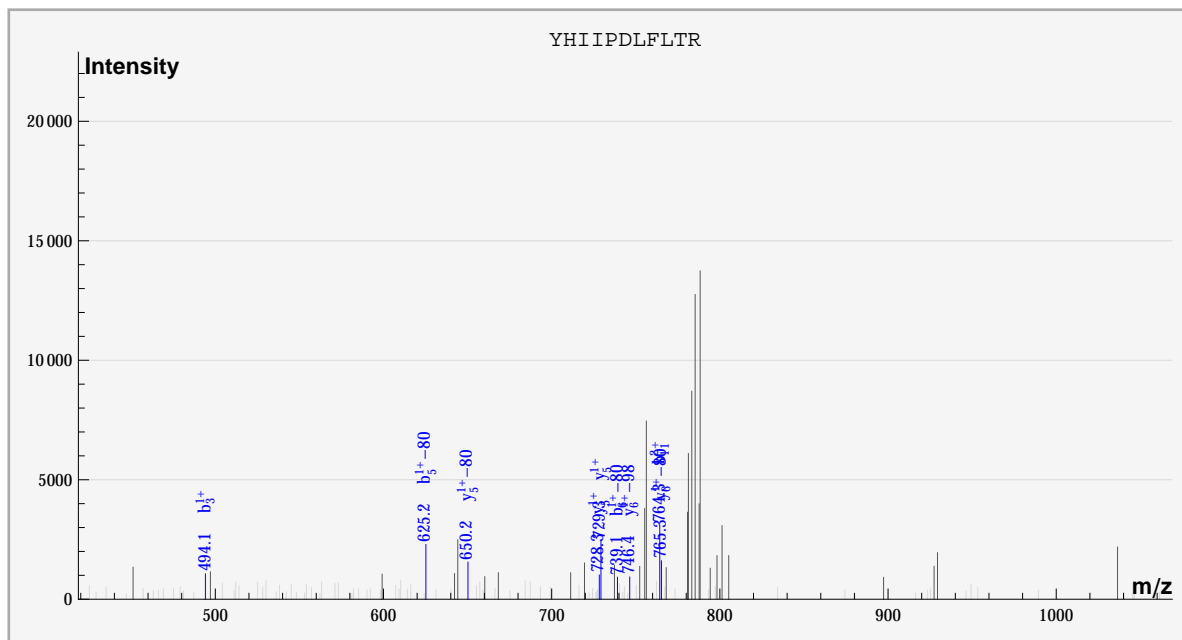
S_Acido_new%gi68567355|gb|AAY80284.1| MTSDLK%:::PHOS:::sample_2%compd_1554



	#	b	b*	#	y	y*	P	P*
M	1							✓
T	2			5	✓	✓		
S	3			4	✓			
D	4			3				
L	5		✓	2				
K	6	✓		1				



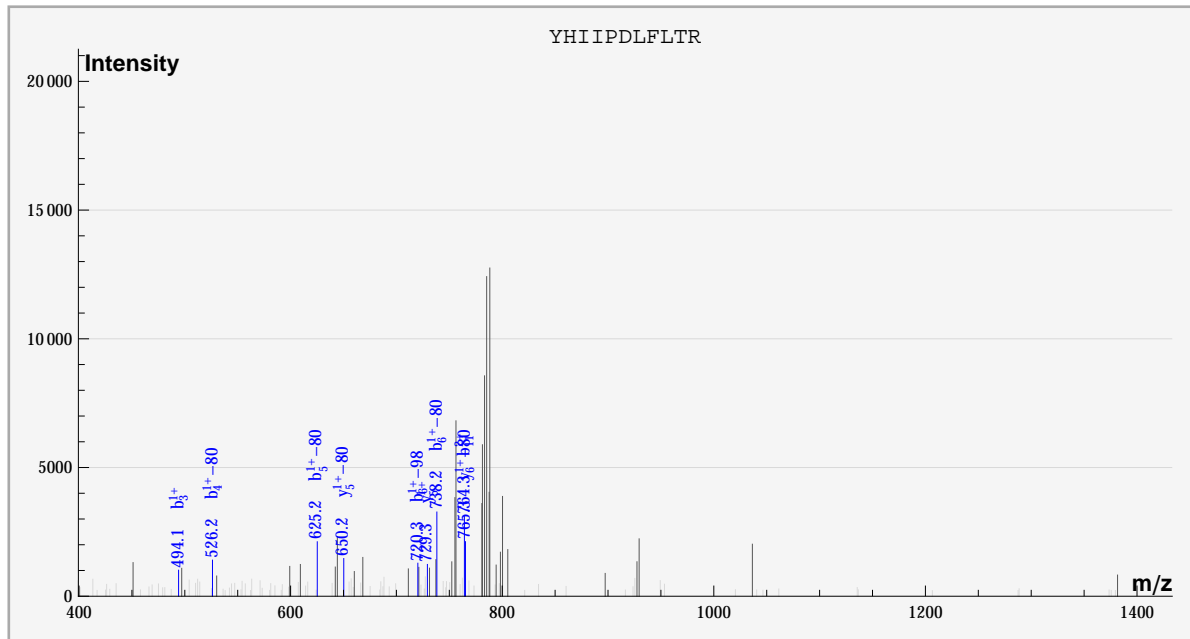
dbValid true YHIIPDLFLTR PHOS(2) 2. 776. -1.64344 5.08263 100. ? 3144.
 S_Acido_new%gil68567709|gb|AAy80638.1| YHIIPDLFLTR%:PHOS:::PHOS::%sample_2%compd_1647



	#	b	b*	#	y	y*	P	P*
Y	1							
H	2			10				
I	3	✓		9				
I	4			8				
P	5		✓	7				
D	6		✓	6		✓		
L	7			5	✓	✓		
F	8			4				
L	9			3				
T	10			2				
R	11	✓		1				

Y H I I P D L F L T R

dbValid true YHIIPDLFLTR PHOS(2) 2. 776. -1.64344 5.30206 100. ? 3156.
 S_Acido_new%gi|68567709|gb|AA80638.1| YHIIPDLFLTR%:PHOS:::PHOS::%sample_2%cmpd_1657

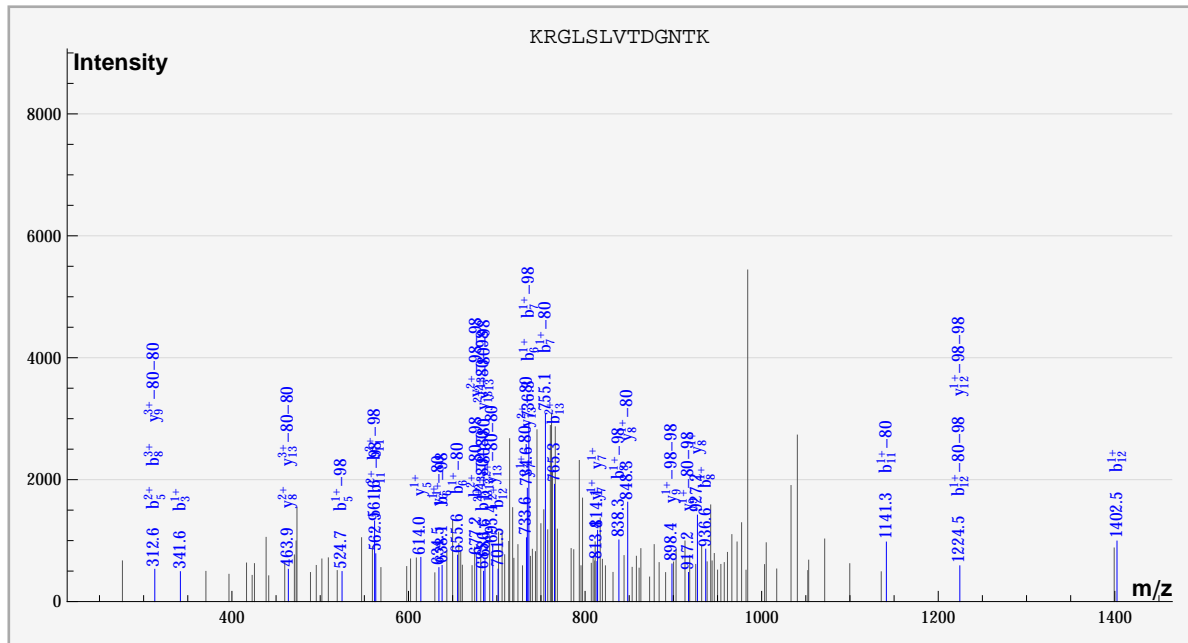


	#	b	b*	#	y	y*	P	P*
Y	1							
H	2			10				
I	3	✓		9				
I	4		✓	8				
P	5		✓	7				
D	6		✓	6		✓		
L	7			5	✓	✓		
F	8			4				
L	9			3				
T	10			2				
R	11	✓		1				

Y H I I P D L F L T R

dbValid true KRGLSLVTDGNTK PHOS(2) 2. 776. -1.13726 5.0766 100. ? 3270.

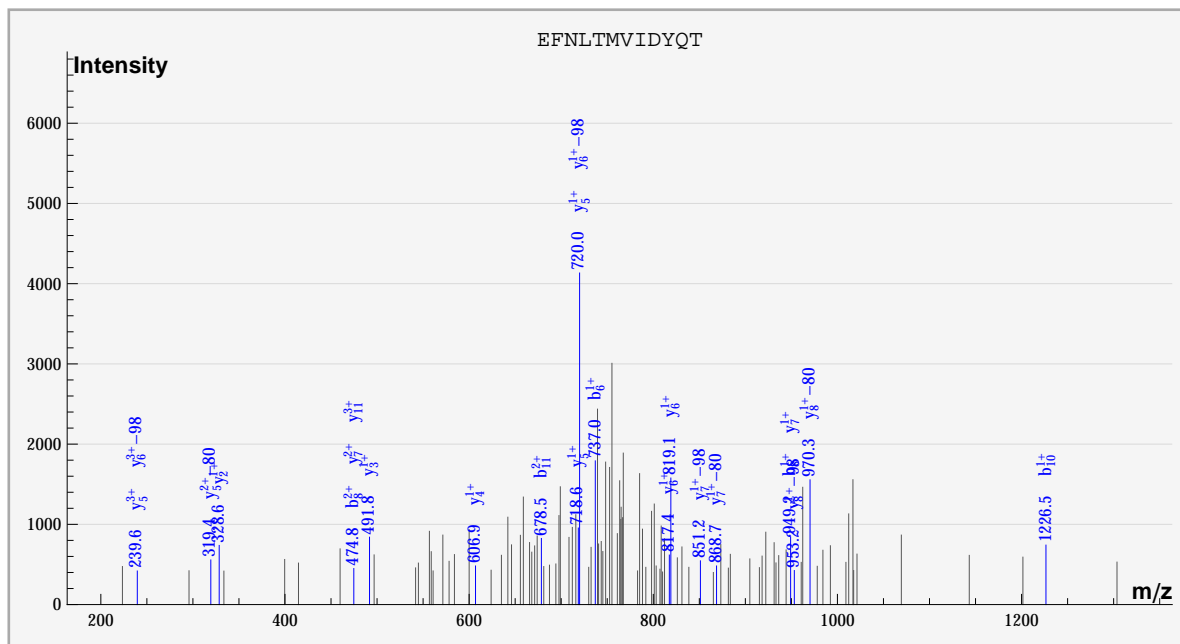
S_Acido_new%gi|68566826|gb|AA79755.1| KRGLSLVTDGNTK%:::PHOS:::PHOS::%sample_2%cmpd_1861



	#	b	b*	#	y	y*	P	P*
K	1							✓
R	2			12		✓		
G	3	✓		11				
L	4			10				
S	5	✓	✓	9		✓		
L	6	✓	✓	8	✓	✓		
V	7		✓	7	✓	✓		
T	8	✓	✓	6		✓		
D	9			5	✓			
G	10			4				
N	11		✓	3				
T	12	✓	✓	2				
K	13	✓	✓	1				

[K][R][G][L][S][L][V][T][D][G][N][T][K]

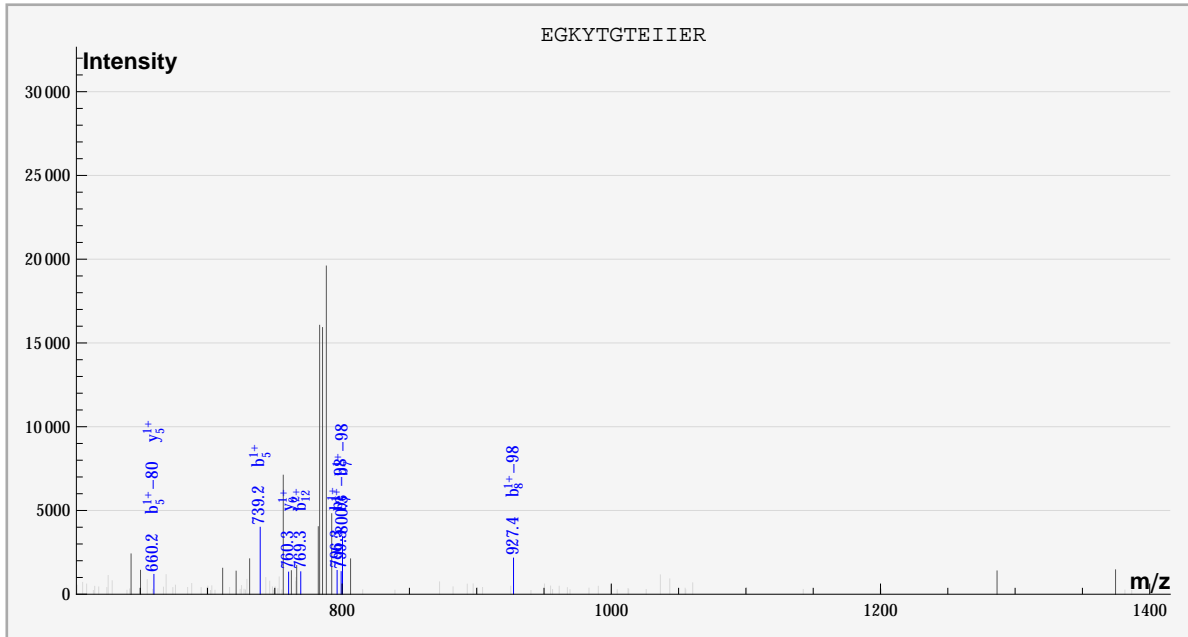
dbValid true EFNLTMVIDYQT PHOS(1) 2. 777. 0.333297 5.01539 100. ? 2544.
 S_Acido_new%gi|68566893|gb|AA79822.1| EFNLTMVIDYQT%:.....PHOS:%sample_2%cmpd_1196



	#	b	b*	#	y	y*	P	P*
E	1							
F	2			11	✓			
N	3			10				
L	4			9				
T	5			8		✓		
M	6	✓		7	✓	✓		
V	7			6	✓	✓		
I	8	✓		5	✓	✓		
D	9			4	✓			
Y	10	✓		3	✓			
Q	11	✓		2	✓			
T	12			1				

E [F N L [T [M [V [I] D [Y] Q] T

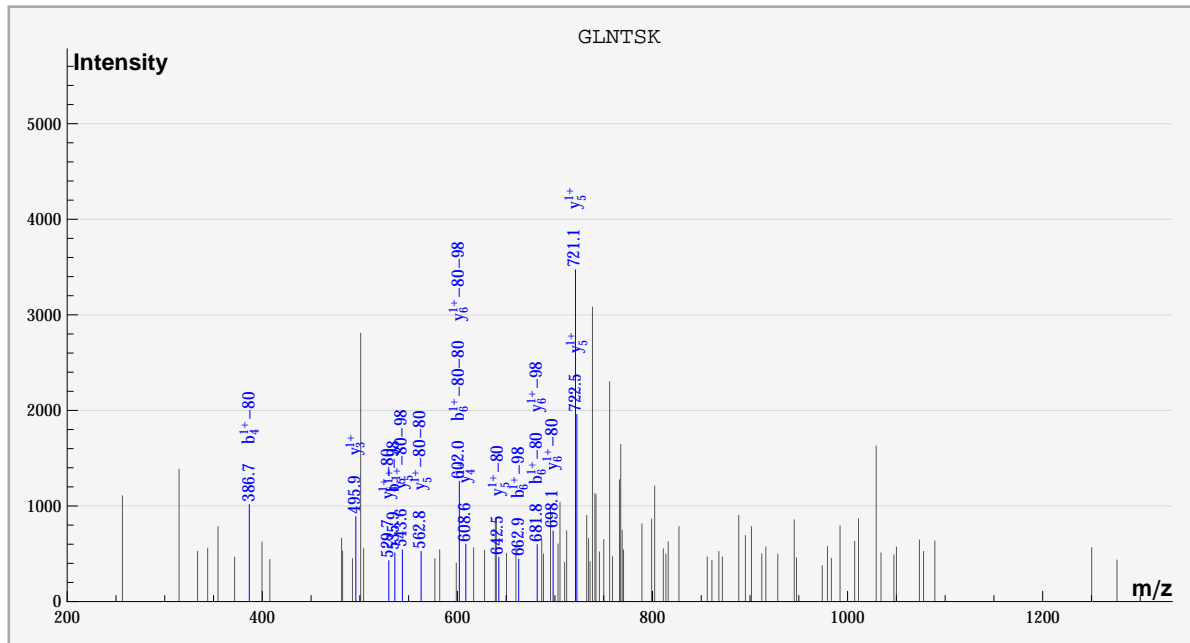
dbValid true EGKYTGTEIIEER PHOS(2) 2. 777. 1.32565 5.46086 100. ? 3024.
 S_Acido_new%gi|68568391|gb|AA81320.1| EGKYTGTEIIEER%::::PHOS:PHOS:.....:sample_2%cmpd_1545



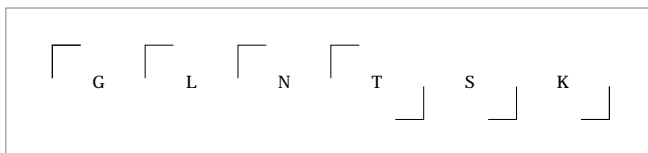
	#	b	b*	#	y	y*	P	P*
E	1							
G	2			11				
K	3			10				
Y	4			9				
T	5	✓	✓	8				
G	6	✓		7				
T	7		✓	6	✓			
E	8		✓	5	✓			
I	9			4				
I	10			3				
E	11			2				
R	12	✓		1				

E G K Y T G T E I I E R

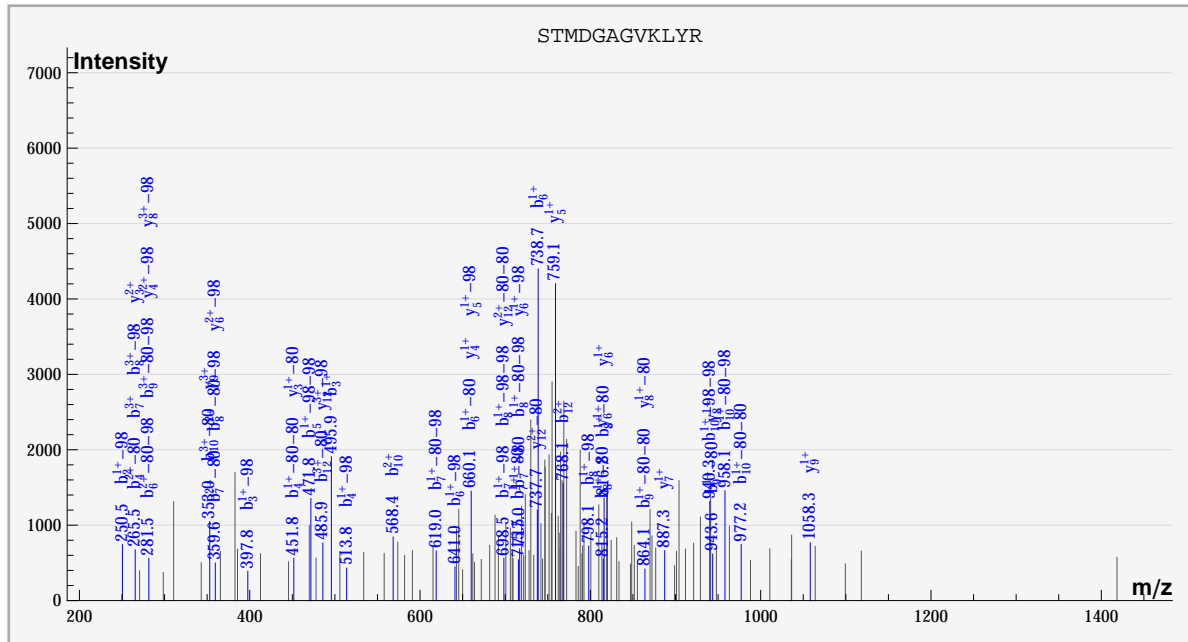
dbValid true GLNTSK PHOS(2) 1. 778. 1.27358 5.22968 100. ? 2298.
 S_Acido_new%gi|68567384|gb|AAy80313.1| GLNTSK%:::PHOS:PHOS::%sample_2%cmpd_975



	#	b	b*	#	y	y*	P	P*
G	1							✓
L	2			5	✓	✓		
N	3			4	✓	✓		
T	4	✓		3	✓			
S	5	✓		2				
K	6	✓		1				



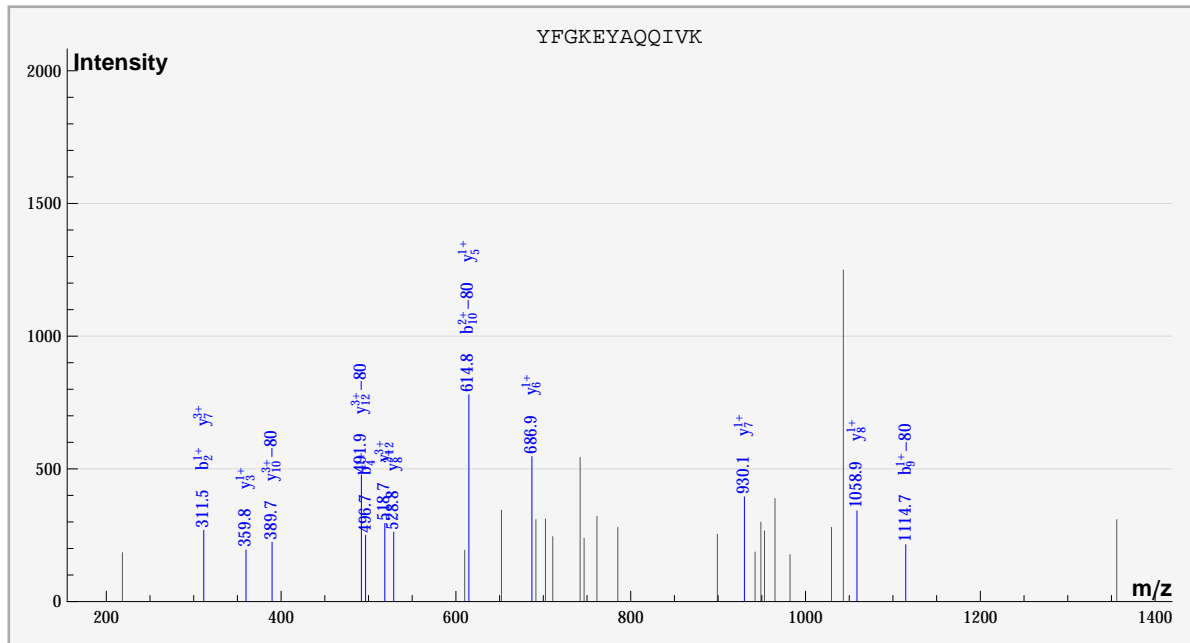
dbValid true STMDGAGVKLYR Oxidation_M(1),PHOS(3) 2. 778.
 -0.721013 5.09223 100. ? 2892. S_Acido_new%g|68568654|gb|AAY81583.1|
 STMDGAGVKLYR%:PHOS:PHOS:Oxidation_M:.....PHOS::%sample_2%compd_1519



	#	b	b*	#	y	y*	P	P*
S	1							✓
T	2		✓	11				
M	3	✓	✓	10				
D	4		✓	9	✓			
G	5		✓	8	✓	✓		
A	6	✓	✓	7	✓	✓		
G	7	✓	✓	6	✓	✓		
V	8		✓	5	✓	✓		
K	9		✓	4	✓	✓		
L	10	✓	✓	3	✓	✓		
Y	11			2				
R	12	✓	✓	1				

[S T] M [D] G [A] G [V] K [L] Y R []

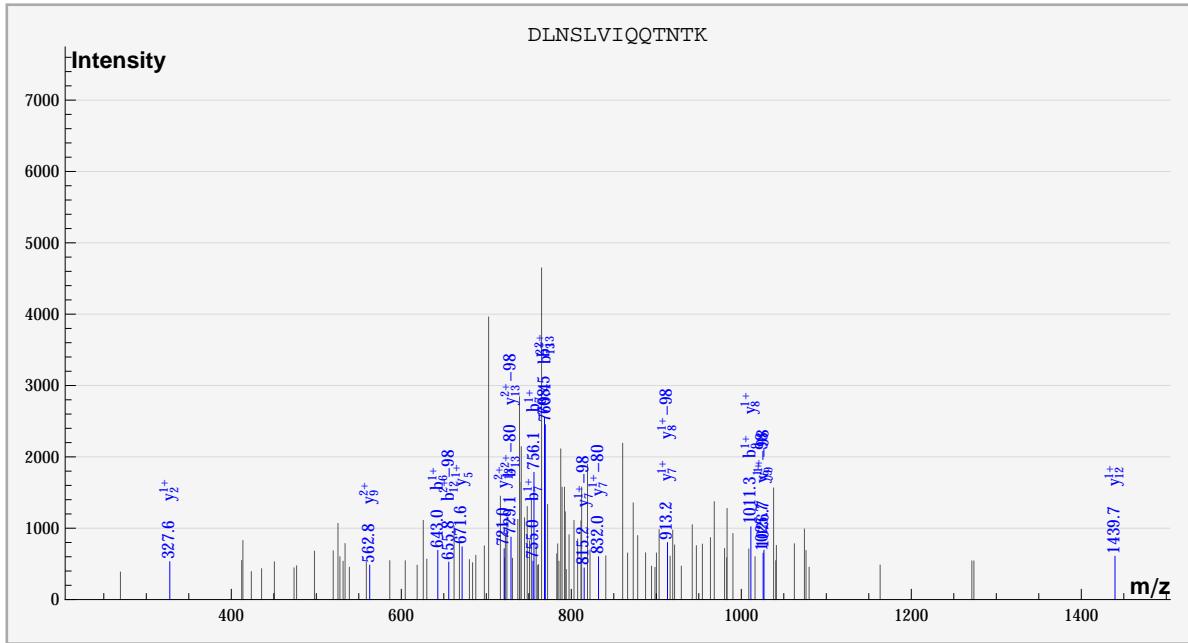
dbValid true YFGKEYAQQIVK PHOS(1) 2. 778. -0.626393 5.26701 100. ? 354.
 S_Acido_new%gi|68567764|gb|AA80693.1| YFGKEYAQQIVK%:::PHOS:::sample_2%compd_2086



	#	b	b*	#	y	y*	P	P*
Y	1						✓	✓
F	2	✓		11				
G	3			10	✓			
K	4	✓		9				
E	5			8	✓			
Y	6			7	✓			
A	7			6	✓			
Q	8			5	✓			
Q	9	✓		4				
I	10	✓		3	✓			
V	11			2				
K	12			1				



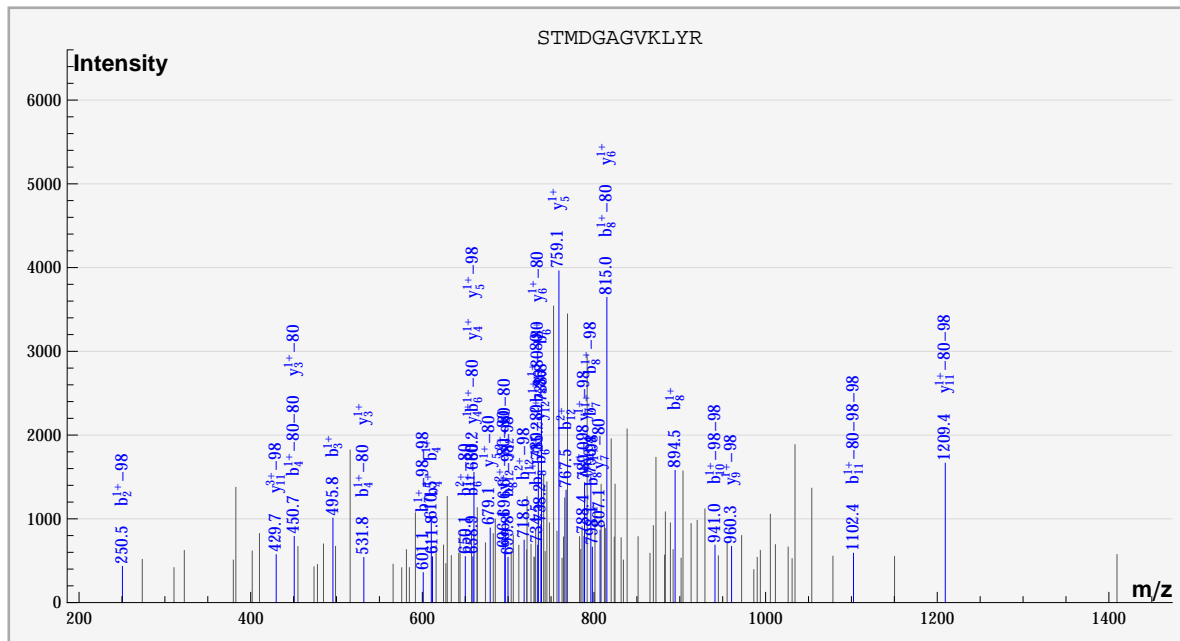
dbValid true DLNSLVIQQTNTK PHOS(1) 2. 779. -1.61783 5.09123 100. ? 2748.
 S_Acido_new%gil68567551|gb|AAY80480.1| DLNSLVIQQTNTK%::::::::::PHOS::%sample_2%cmpd_1388



	#	b	b*	#	y	y*	P	P*
D	1							✓
L	2			12	✓			
N	3			11				
S	4			10				
L	5			9	✓	✓		
V	6	✓		8	✓	✓		
I	7	✓		7	✓	✓		
Q	8			6				
Q	9	✓		5	✓			
T	10			4				
N	11			3				
T	12		✓	2	✓			
K	13	✓	✓	1				

「 D 「 L N S 「 L 「 V 「 I 」 Q 「 Q 」 T N 「 T 」 K 」

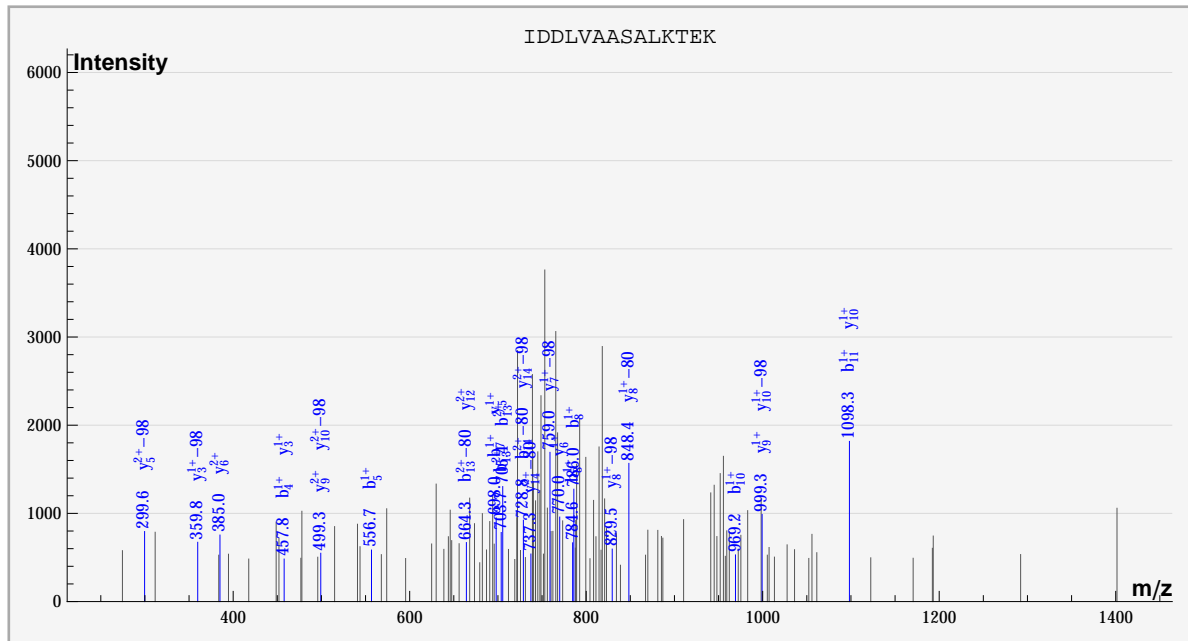
dbValid true STMDGAGVKLYR Oxidation_M(1),PHOS(3) 2. 779.
 -1.72101 5.14297 100. ? 2880. S_Acido_new%g|68568654|gb|AAY81583.1|
 STMDGAGVKLYR%:PHOS:PHOS:Oxidation_M:::PHOS::%sample_2%compd_1510



	#	b	b*	#	y	y*	P	P*
S	1							✓
T	2		✓	11		✓		
M	3	✓		10				
D	4	✓	✓	9		✓		
G	5			8				
A	6	✓	✓	7		✓		
G	7	✓	✓	6	✓	✓		
V	8	✓	✓	5	✓	✓		
K	9			4	✓			
L	10		✓	3	✓	✓		
Y	11		✓	2				
R	12	✓	✓	1				

「 S 「 T 」 M 「 D 」 G 「 A 」 G 「 V 」 K 「 L 」 Y 「 R 」

dbValid true IDDLVAASALKTEK PHOS(1) 2. 779. -1.60527 5.21582 100. ? 2982.
 S_Acido_new%gi|68567802|gb|AAY80731.1| IDDLVAASALKTEK%:::PHOS:::sample_2%cmpd_1599

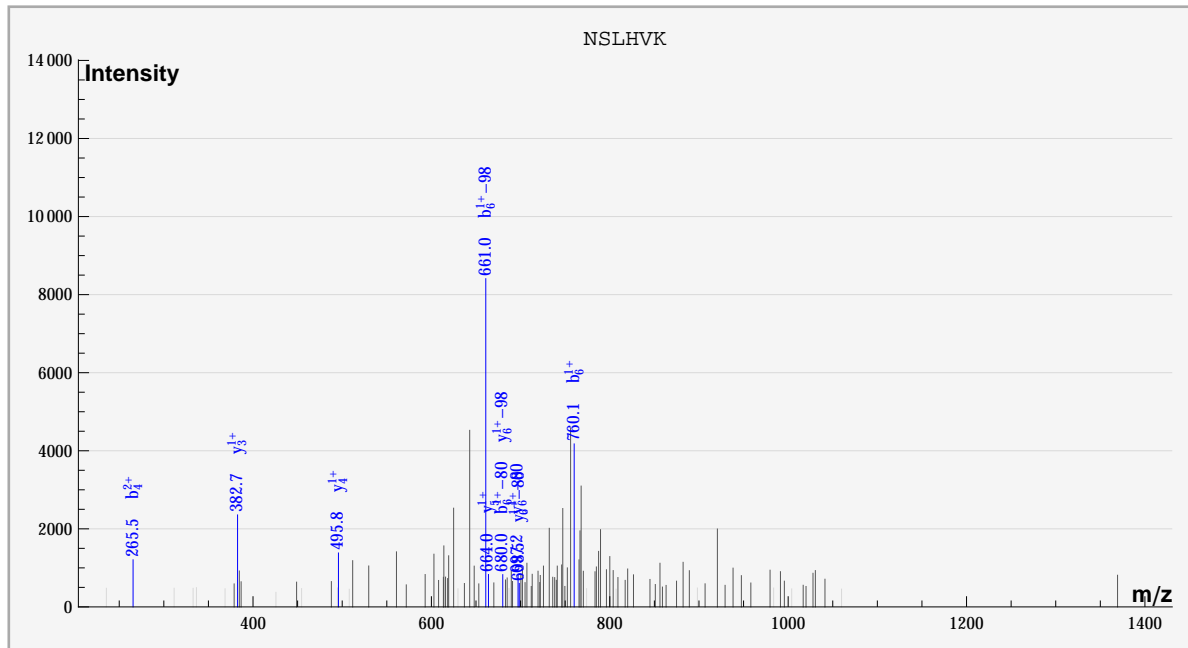


	#	b	b*	#	y	y*	P	P*
I	1							✓
D	2			13				
D	3			12	✓			
L	4	✓		11				
V	5	✓		10	✓	✓		
A	6	✓		9	✓			
A	7	✓		8		✓		
S	8	✓		7		✓		
A	9	✓		6	✓			
L	10	✓		5	✓	✓		
K	11	✓		4				
T	12			3	✓	✓		
E	13	✓	✓	2				
K	14		✓	1				

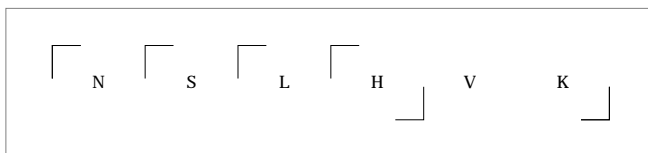
I D D L V A A S A L K T E K

dbValid true NSLHVK PHOS(1) 1. 779. -1.63455 5.0968 100. ? 3114.

S_Acido_new%gi|68566747|gb|AAY79676.1| NSLHVK%::PHOS::::%sample_2%compd_1721

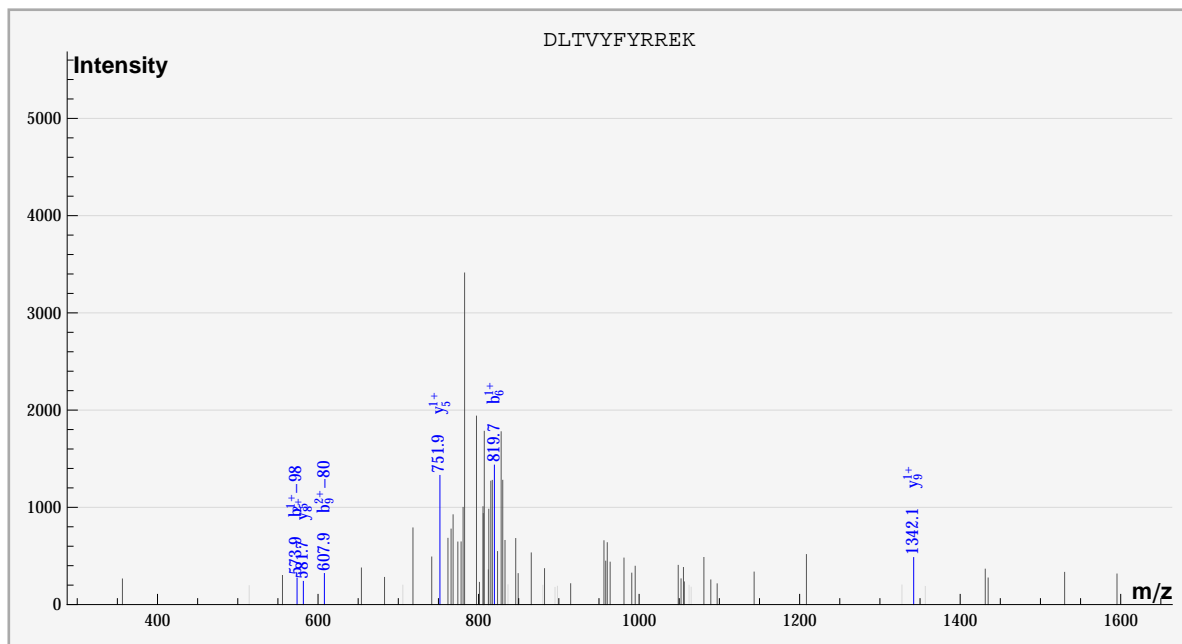


	#	b	b*	#	y	y*	P	P*
N	1							✓
S	2			5	✓			
L	3			4	✓			
H	4	✓		3	✓			
V	5			2				
K	6	✓	✓	1				



dbValid true DLTVYFYRREK PHOS(1) 2. 787. -1.62332 5.24521 100. ? 3066.

S_Acido_new%gi|68567891|gb|AAY80820.1| DLTVYFYRREK%:::PHOS::::::::::%sample_0%cmpd_1513

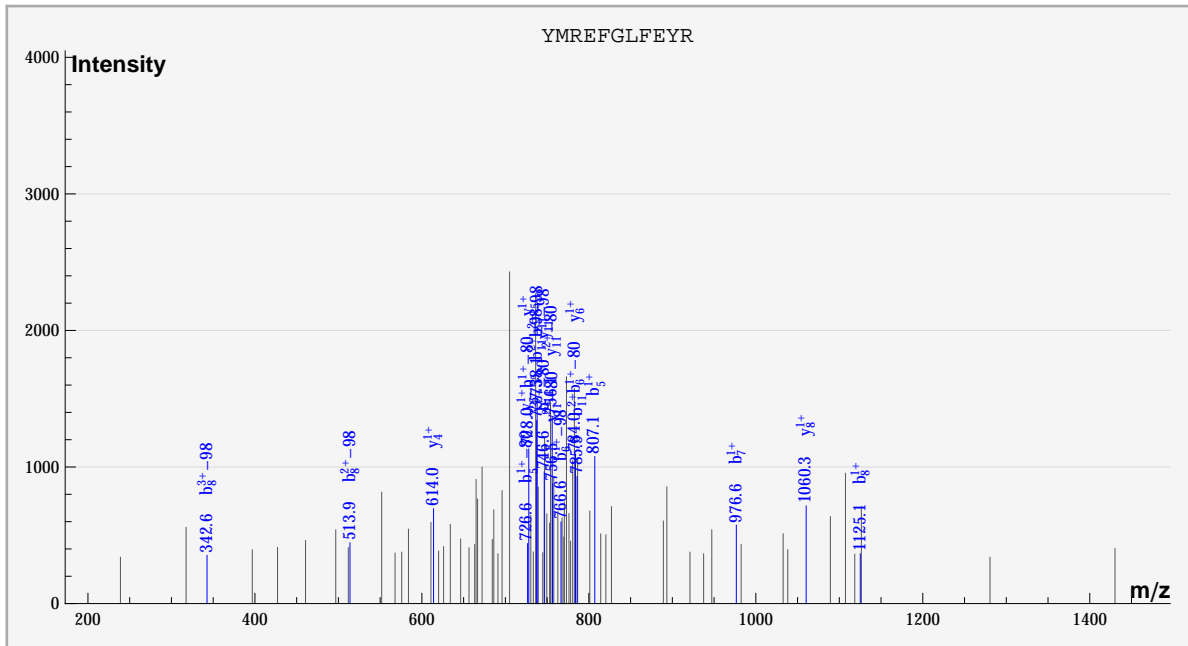


	#	b	b*	#	y	y*	P	P*
D	1							
L	2			10				
T	3			9	✓			
V	4			8	✓			
Y	5	✓		7				
F	6	✓		6				
Y	7			5	✓			
R	8			4				
R	9		✓	3				
E	10			2				
K	11			1				

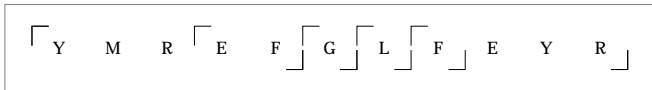
D L T V Y F Y R R E K

dbValid true YMREFGLFEYR PHOS(1) 2. 794. 1.84416 5.06538 100. ? 2238.

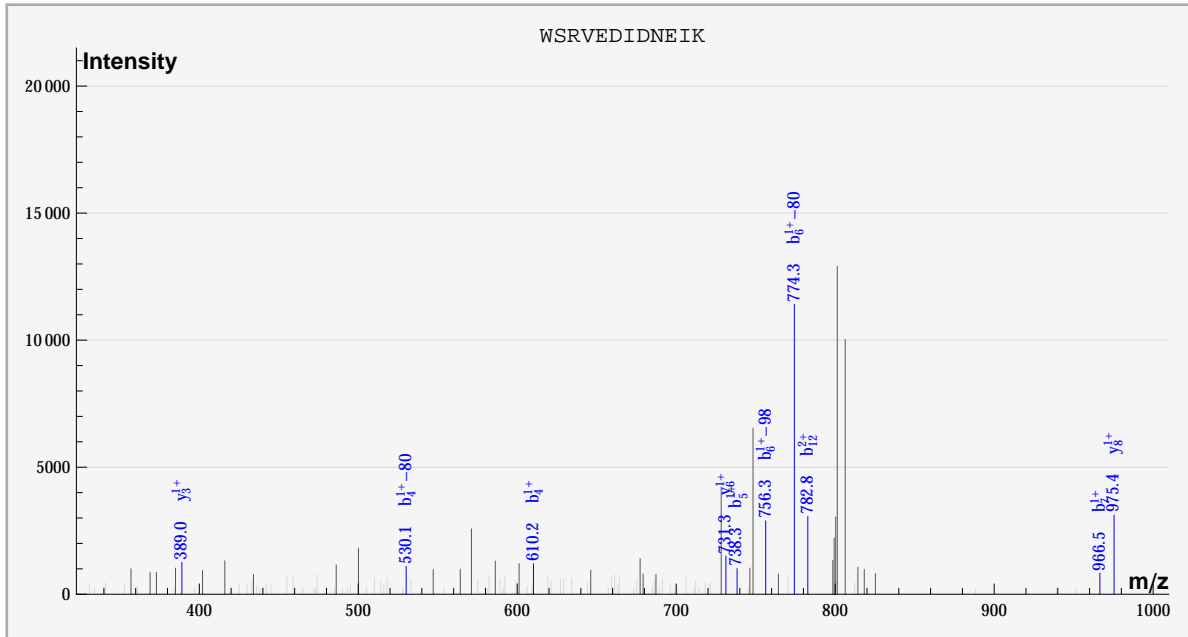
S_Acido_new%gi|68568187|gb|AAY81116.1| YMREFGLFEYR%:PHOS:.....%sample_1%compd_910



	#	b	b*	#	y	y*	P	P*
Y	1							✓
M	2			10				
R	3			9				
E	4			8	✓			
F	5	✓	✓	7				
G	6		✓	6	✓			
L	7	✓		5	✓			
F	8	✓	✓	4	✓			
E	9			3				
Y	10			2				
R	11	✓	✓	1				



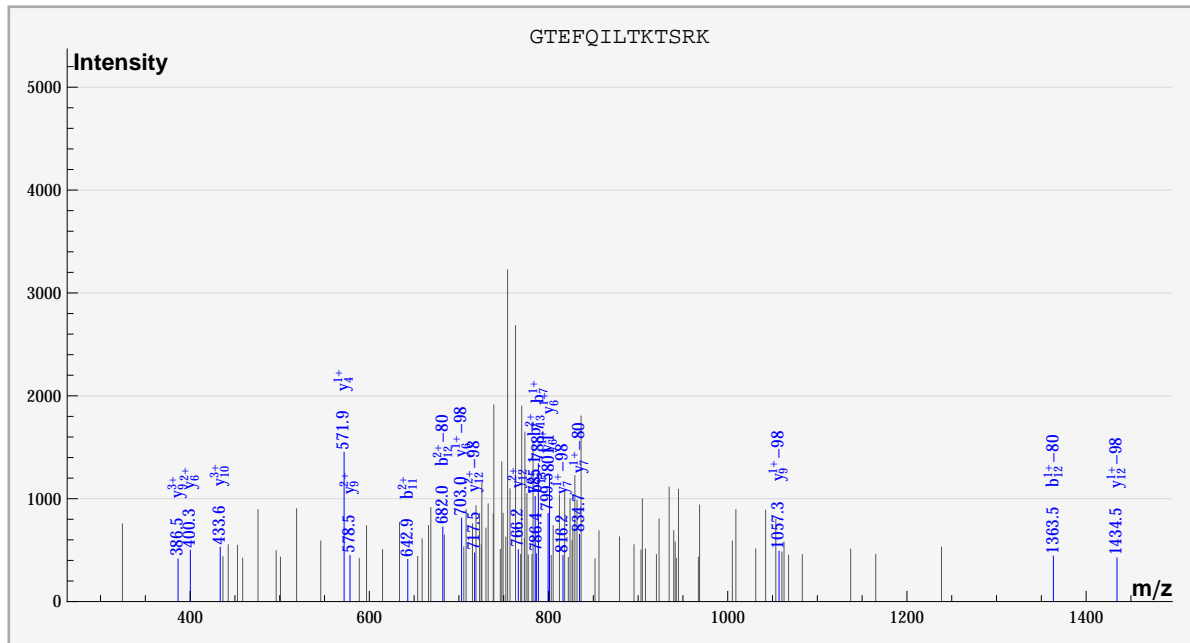
dbValid true WSRVEDIDNEIK PHOS(1) 2. 794. -1.64132 5.13919 100. ? 2280.
 S_Acido_new%gi|68566832|gb|AAAY79761.1| WSRVEDIDNEIK%::PHOS:.....%sample_0%cmpd_874



	#	b	b*	#	y	y*	P	P*
W	1							
S	2			11				
R	3			10				
V	4	✓	✓	9				
E	5	✓		8	✓			
D	6		✓	7				
I	7	✓		6	✓			
D	8			5				
N	9			4				
E	10			3	✓			
I	11			2				
K	12	✓		1				

W S R V E D I D N E I K

dbValid true GTEFQILTKTSRK PHOS(1) 2. 794. 0.908347 5.13084 100. ? 3090.
 S_Acido_new%gi|68568285|gb|AAy81214.1| GTEFQILTKTSRK%:::PHOS:::sample_1%cmpd_1687

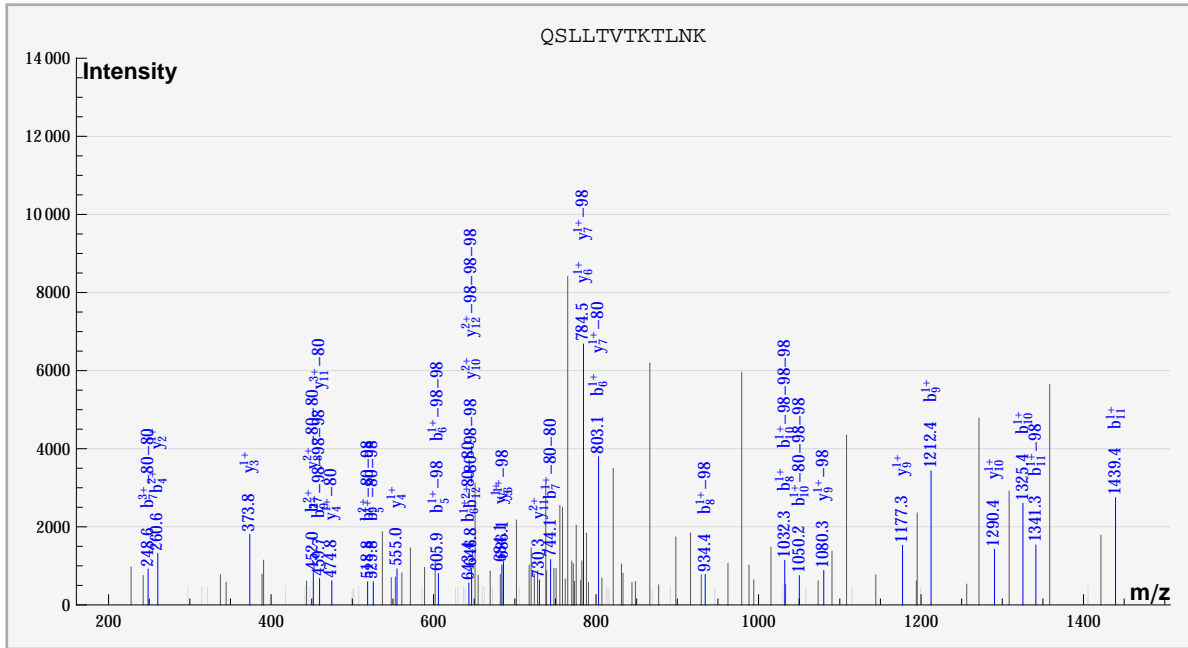


	#	b	b*	#	y	y*	P	P*
G	1							
T	2			12	✓	✓		
E	3			11				
F	4			10	✓			
Q	5			9	✓	✓		
I	6			8				
L	7	✓		7		✓		
T	8			6	✓	✓		
K	9			5				
T	10			4	✓			
S	11	✓		3				
R	12		✓	2				
K	13	✓		1				

G T E F Q I L T K T S R K

dbValid true QSLLTVTKTLNK PHOS(3) 2. 795. -1.64444 5.46826 100. ? 2322.

S_Acido_new%gii68566527|gb|AAY79456.1| QSLLTVTKTLNK%::PHOS::PHOS:::PHOS:::%sample_1%cmpd_989

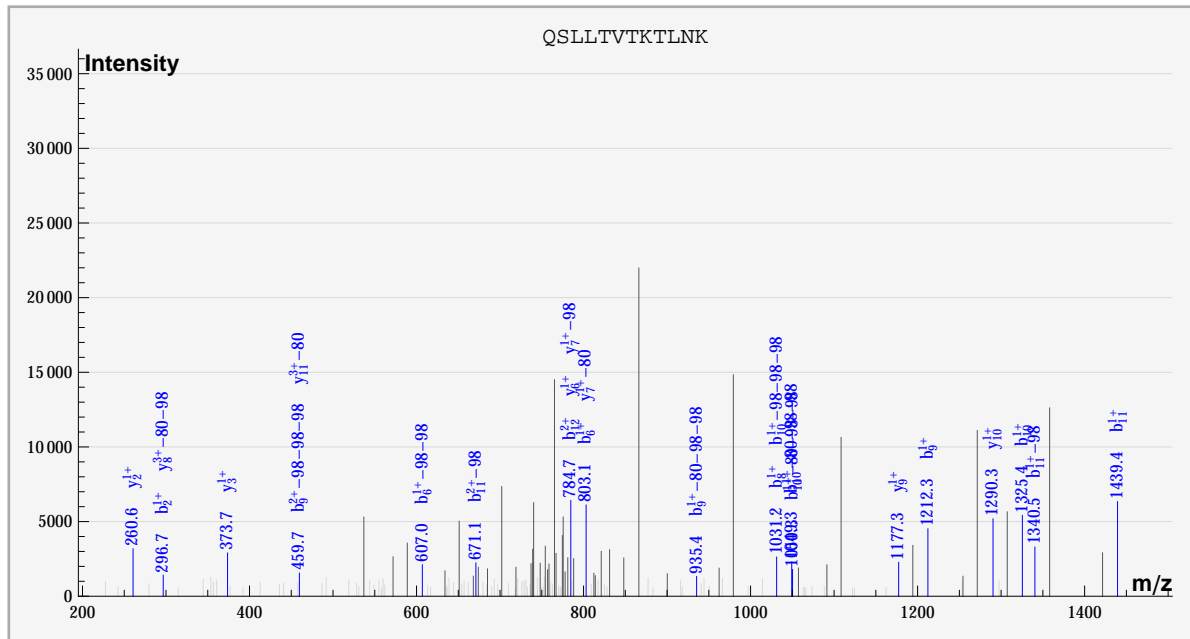


	#	b	b*	#	y	y*	P	P*
Q	1							✓
S	2			11	✓	✓		
L	3			10	✓			
L	4	✓		9	✓	✓		
T	5		✓	8		✓		
V	6	✓	✓	7		✓		
T	7	✓	✓	6	✓	✓		
K	8	✓	✓	5	✓			
T	9	✓	✓	4	✓	✓		
L	10	✓	✓	3	✓			
N	11	✓	✓	2		✓		
K	12		✓	1				

Q S L L T V T K T L N K

dbValid true QSLLTVTKTLNK PHOS(3) 2. 795. -1.64444 6.80645 100. ? 2340.

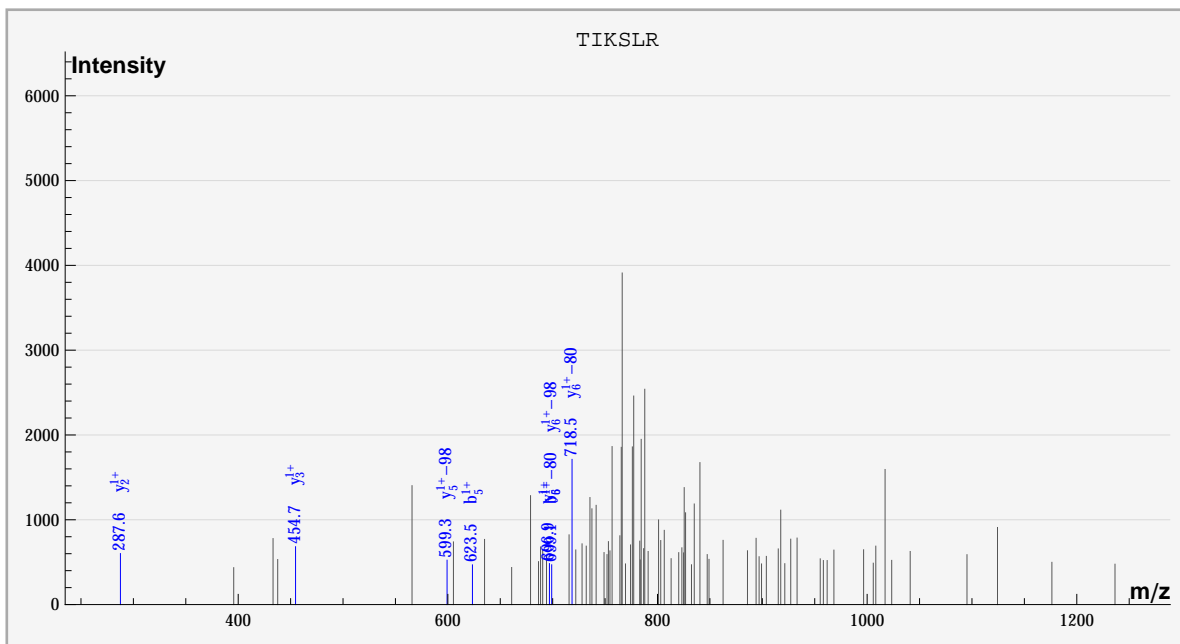
S_Acido_new%gil68566527|gb|AAY79456.1| QSLLTVTKTLNK::PHOS::PHOS:::PHOS:::sample_1%compd_1000



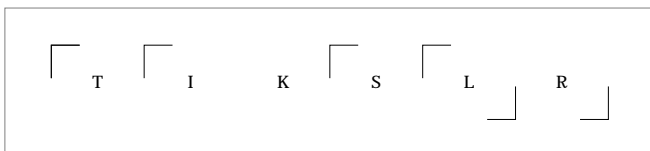
	#	b	b*	#	y	y*	P	P*
Q	1							
S	2	✓		11		✓		
L	3			10	✓			
L	4			9	✓			
T	5			8		✓		
V	6	✓	✓	7		✓		
T	7			6	✓			
K	8	✓		5				
T	9	✓	✓	4				
L	10	✓	✓	3	✓			
N	11	✓	✓	2	✓			
K	12	✓		1				

Q [S] L [L] T [V] T K] T [L] N] K]

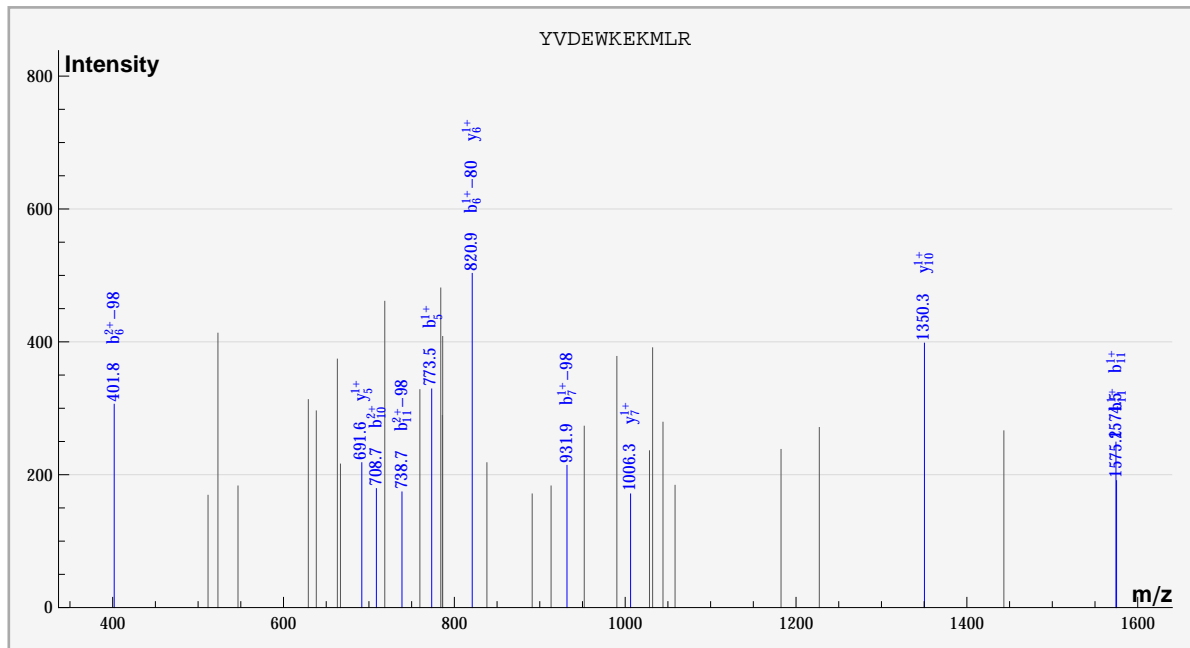
dbValid true TIKSLR PHOS(1) 1. 796. 1.42806 5.08901 100. ? 3804.
 S_Acido_new%gi|68567311|gb|AAY80240.1| TIKSLR%::::PHOS:::%sample_1%compd_2342



	#	b	b*	#	y	y*	P	P*
T	1							✓
I	2			5	✓	✓		
K	3			4				
S	4			3	✓			
L	5	✓		2	✓			
R	6		✓	1				



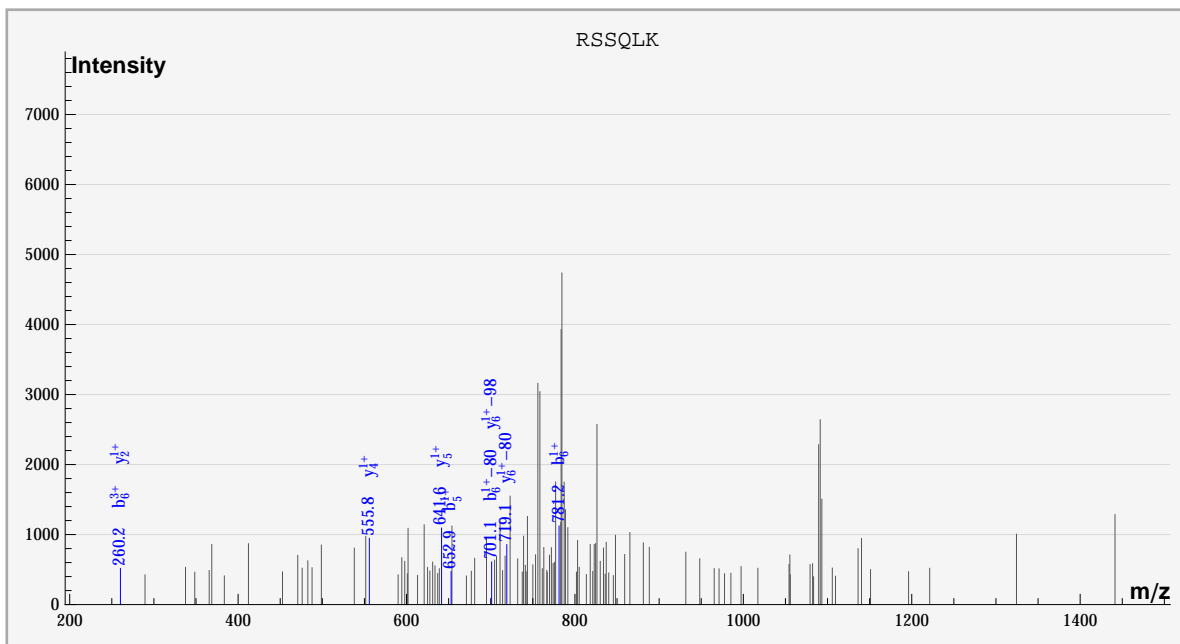
dbValid true YVDEWKEKMLR Oxidation_M(1),PHOS(1) 2. 796. 0.862542 5.36721 100. ? 4194.
 S_Acido_new%gi68566683|gb|AA79612.1| YVDEWKEKMLR%:PHOS:::Oxidation_M:::sample_1%cmpd_2697




	#	b	b*	#	y	y*	P	P*
Y	1							
V	2			10	✓			
D	3			9				
E	4			8				
W	5	✓		7	✓			
K	6		✓	6	✓			
E	7		✓	5	✓			
K	8			4				
M	9			3				
L	10	✓		2				
R	11	✓	✓	1				

Y [V D E [W [K [E] K M L] R]

dbValid true RSSQLK PHOS(1) 1. 797. 1.38693 5.00082 100. ? 2508.
 S_Acido_new%gi|68567464|gb|AAY80393.1| RSSQLK%:::PHOS:::%sample_1%compd_1158

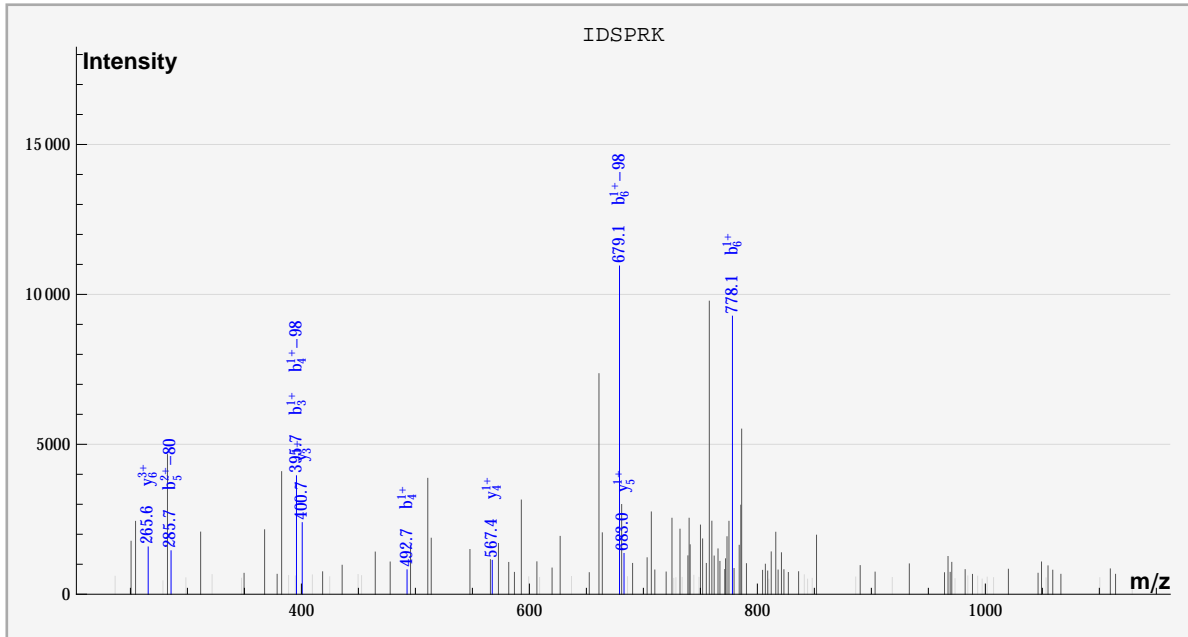


	#	b	b*	#	y	y*	P	P*
R	1							✓
S	2			5	✓			
S	3			4	✓			
Q	4			3				
L	5	✓		2	✓			
K	6	✓	✓	1				

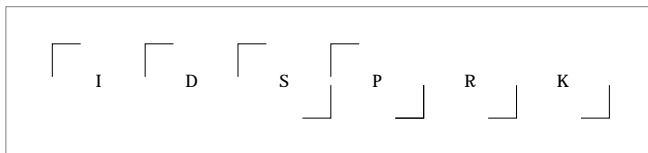


dbValid true IDSPRK PHOS(1) 1. 797. -1.62399 5.27336 100. ? 2862.

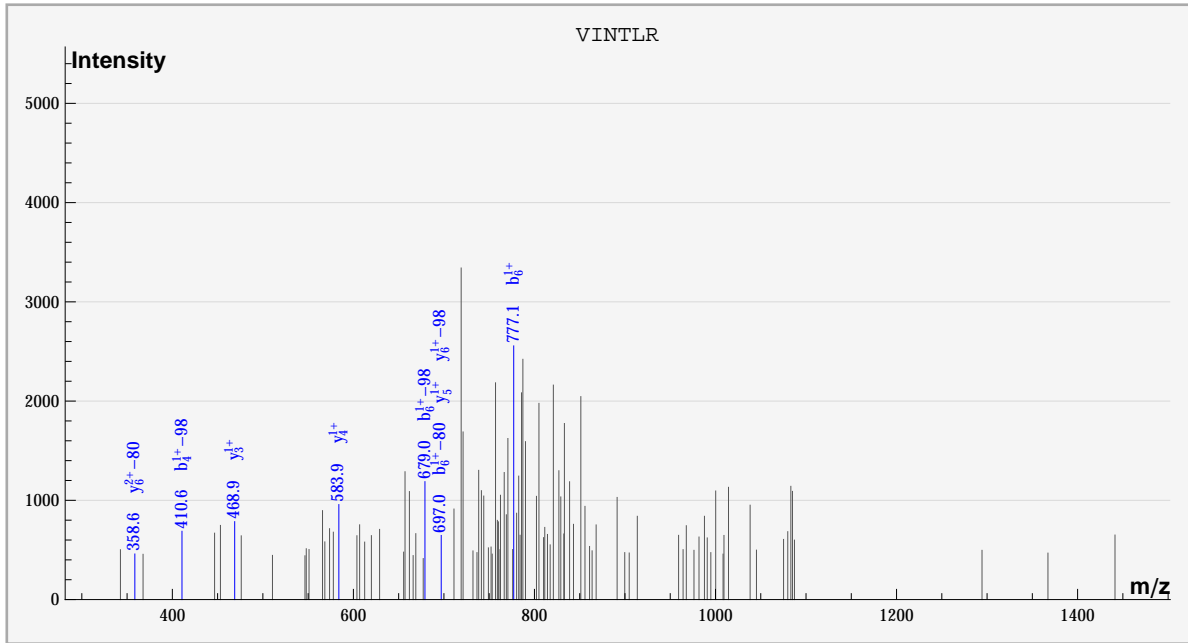
S_Acido_new%gi|68568590|gb|AAY81519.1| IDSPRK%:::PHOS:::%sample_1%compd_1479



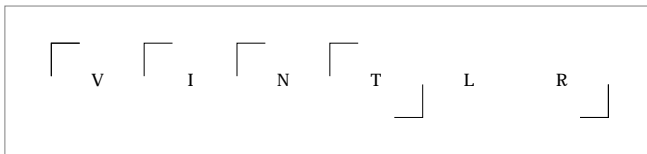
	#	b	b*	#	y	y*	P	P*
I	1						✓	
D	2			5	✓			
S	3	✓		4	✓			
P	4	✓	✓	3	✓			
R	5		✓	2				
K	6	✓	✓	1				



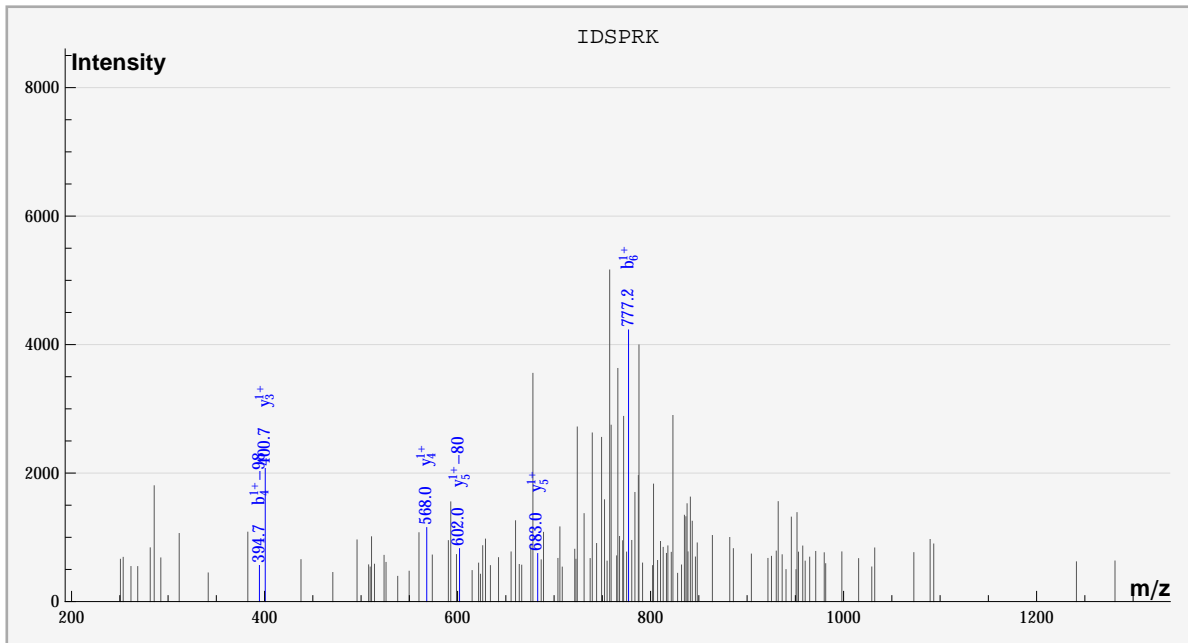
dbValid true VINTLR PHOS(1) 1. 797. -1.5876 5.71394 100. ? 3066.
 S_Acido_new%gi|68567260|gb|AAY80189.1| VINTLR%::::PHOS:::%sample_1%cmpd_1668



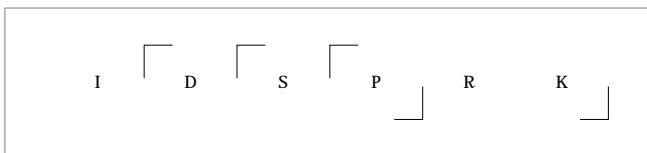
	#	b	b*	#	y	y*	P	P*
V	1							✓
I	2			5	✓			
N	3			4	✓			
T	4	✓		3	✓			
L	5			2				
R	6	✓	✓	1				



dbValid true IDSPRK PHOS(1) 1. 797. -1.62399 5.32848 100. ? 3114.
 S_Acido_new%gi|68568590|gb|AAY81519.1| IDSPRK%:::PHOS:::%sample_1%compd_1712

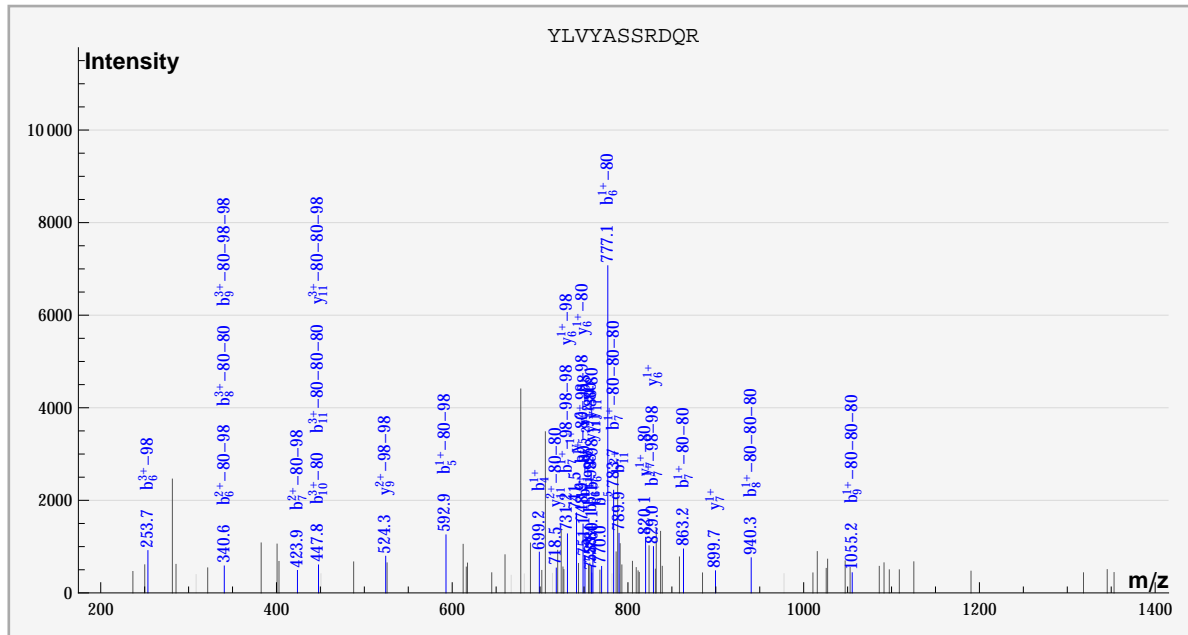


	#	b	b*	#	y	y*	P	P*
I	1							
D	2			5	✓	✓		
S	3			4	✓			
P	4	✓		3	✓			
R	5			2				
K	6	✓		1				

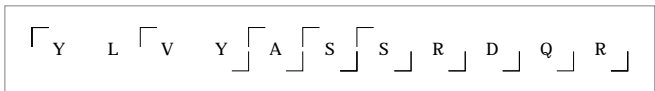


dbValid true YLVYASSRDQR PHOS(3) 2. 798. 1.29604 5.01926 100. ? 2628.

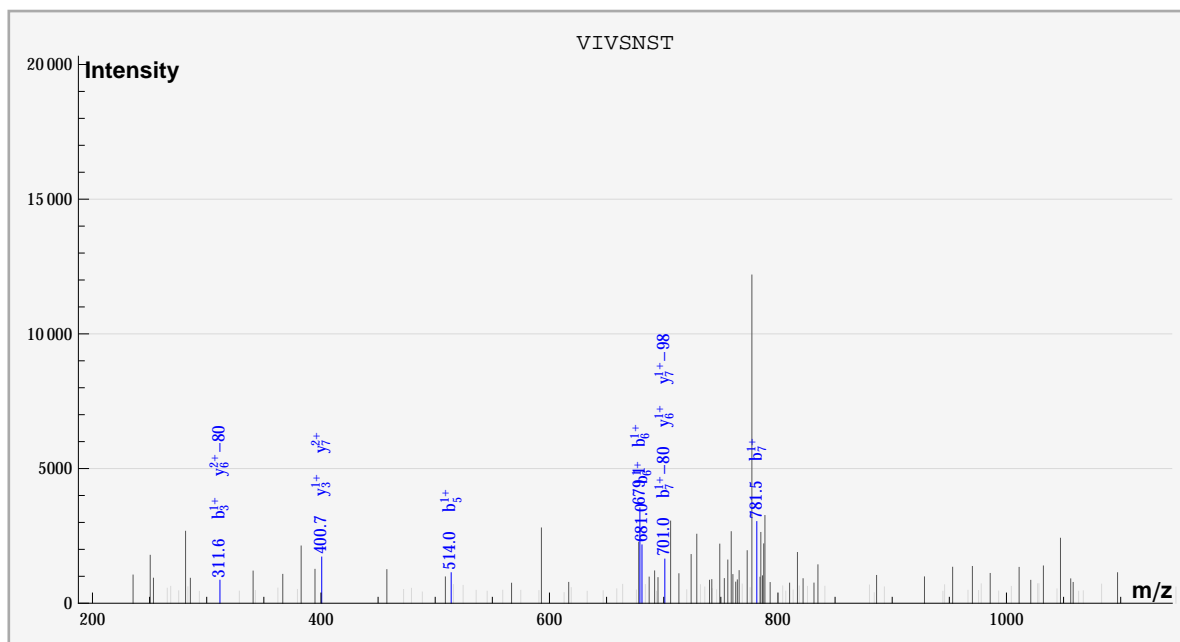
S_Acido_new%gi|68568101|gb|AAy81030.1| YLVYASSRDQR%:PHOS::PHOS::PHOS:::sample_1%compd_1270



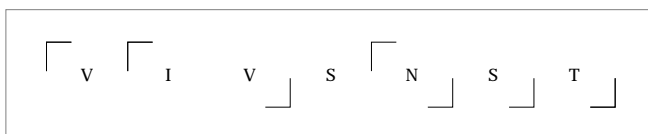
	#	b	b*	#	y	y*	P	P*
Y	1							✓
L	2			10				
V	3			9		✓		
Y	4	✓		8				
A	5	✓	✓	7	✓	✓		
S	6		✓	6	✓	✓		
S	7		✓	5	✓			
R	8		✓	4				
D	9		✓	3				
Q	10		✓	2				
R	11	✓	✓	1				



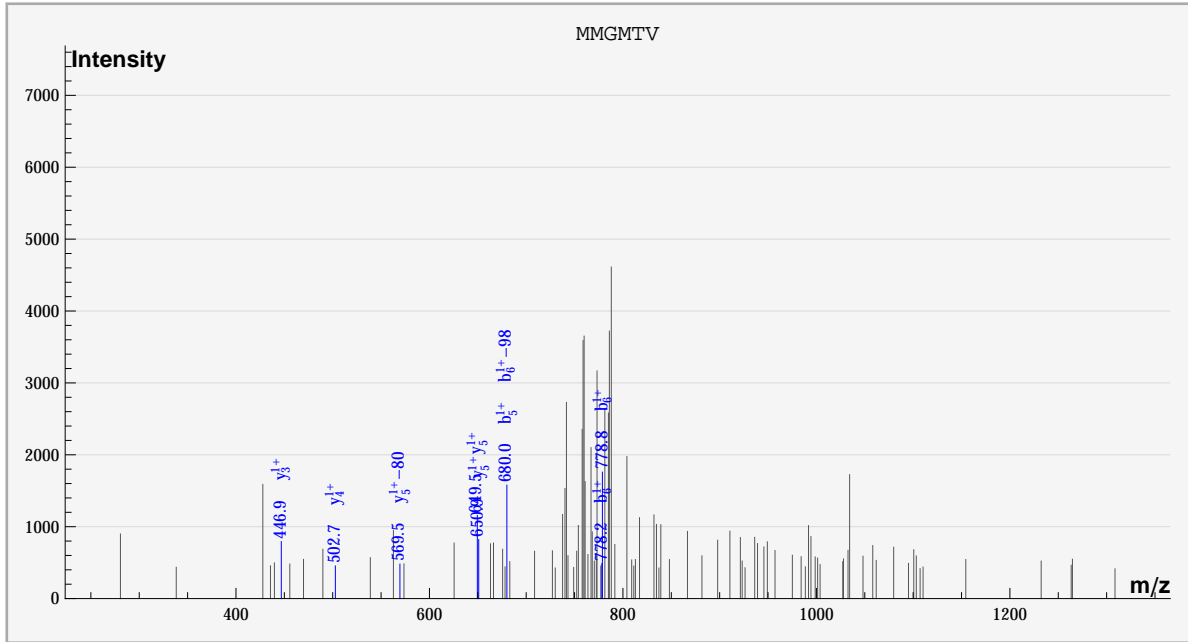
dbValid true VIVSNST PHOS(1) 1. 798. 1.35971 5.47429 100. ? 2640.
 S_Acido_new%gi|68566636|gb|AAY79565.1| VIVSNST%:::::PHOS::%sample_1%compd_1281



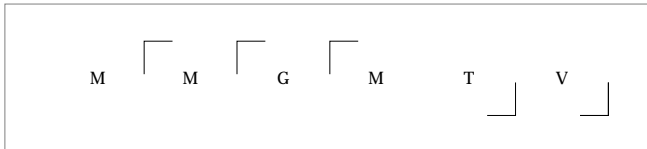
	#	b	b*	#	y	y*	P	P*
V	1						✓	✓
I	2			6	✓	✓		
V	3	✓		5				
S	4			4				
N	5	✓		3	✓			
S	6	✓		2				
T	7	✓	✓	1				



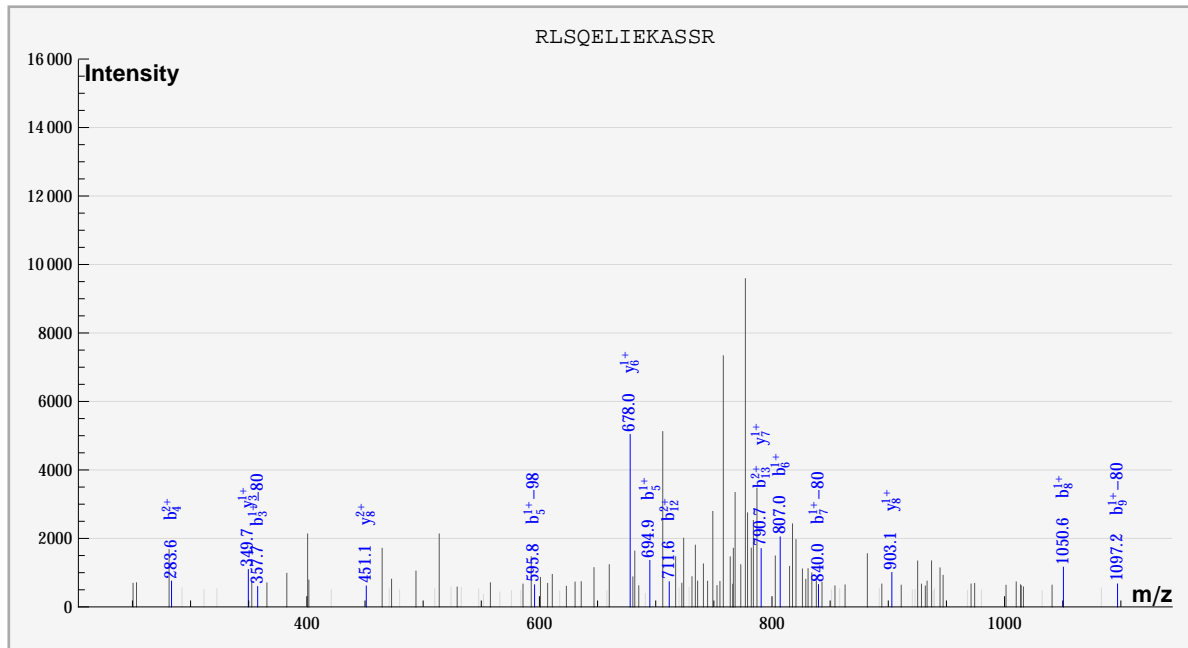
dbValid true MMGMTV Oxidation_M(3),PHOS(1) 1. 798. -0.772125 5.32061 100. ?
 2802. S_Acido_new%gi|68568315|gb|AAAY81244.1| S_Acido_new%gi|68568390|gb|AAAY81319.1|
 MMGMTV%:Oxidation_M:Oxidation_M:Oxidation_M:PHOS::%sample_1%compd_1425



	#	b	b*	#	y	y*	P	P*
M	1							
M	2			5	✓	✓		
G	3			4	✓			
M	4			3	✓			
T	5	✓		2				
V	6	✓	✓	1				



dbValid true RLSQELIEKASSR PHOS(1) 2. 798. 0.908877 6.14379 100. ? 3186.
 S_Acido_new%gi|68567350|gb|AAI80279.1| RLSQELIEKASSR%:::PHOS:::sample_1%cmpd_1780

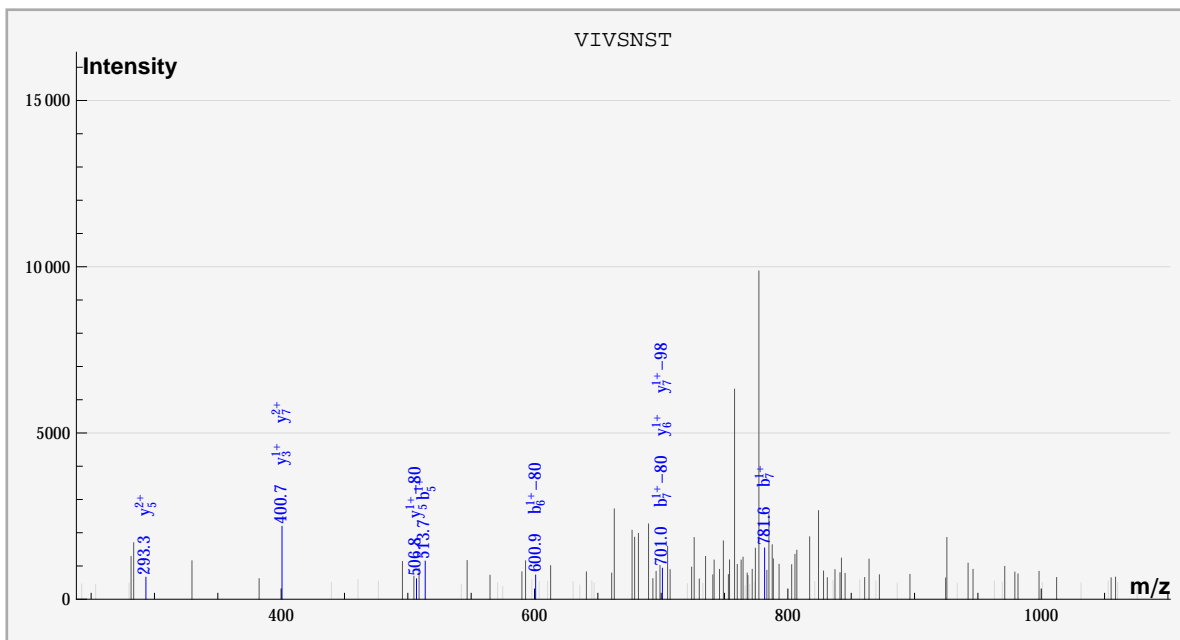


	#	b	b*	#	y	y*	P	P*
R	1							
L	2			12				
S	3		✓	11				
Q	4	✓		10				
E	5	✓	✓	9				
L	6	✓		8	✓			
I	7		✓	7	✓			
E	8	✓		6	✓			
K	9		✓	5				
A	10			4				
S	11			3	✓			
S	12	✓		2				
R	13	✓		1				

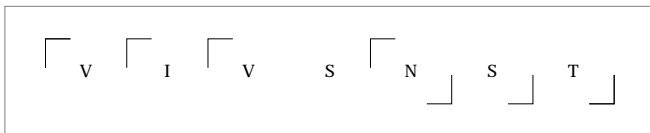
R L S Q E L I E K A S S R

dbValid true VIVSNST PHOS(1) 1. 798. 1.35971 5.79337 100. ? 3198.

S_Acido_new%gi|68566636|gb|AAY79565.1| VIVSNST%:::PHOS::%sample_1%compd_1791

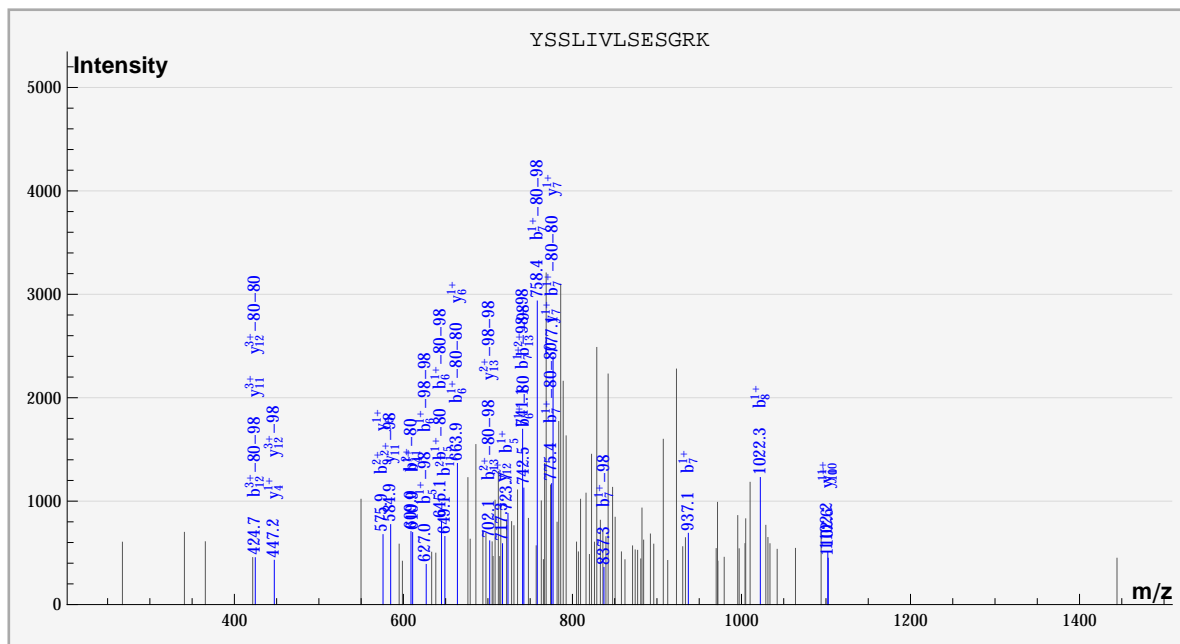


	#	b	b*	#	y	y*	P	P*
V	1						✓	✓
I	2			6	✓			
V	3			5	✓	✓		
S	4			4				
N	5	✓		3	✓			
S	6		✓	2				
T	7	✓	✓	1				



dbValid true YSSLIVLSEGRK PHOS(2) 2. 798. 1.86495 5.5721 100. ? 3468.

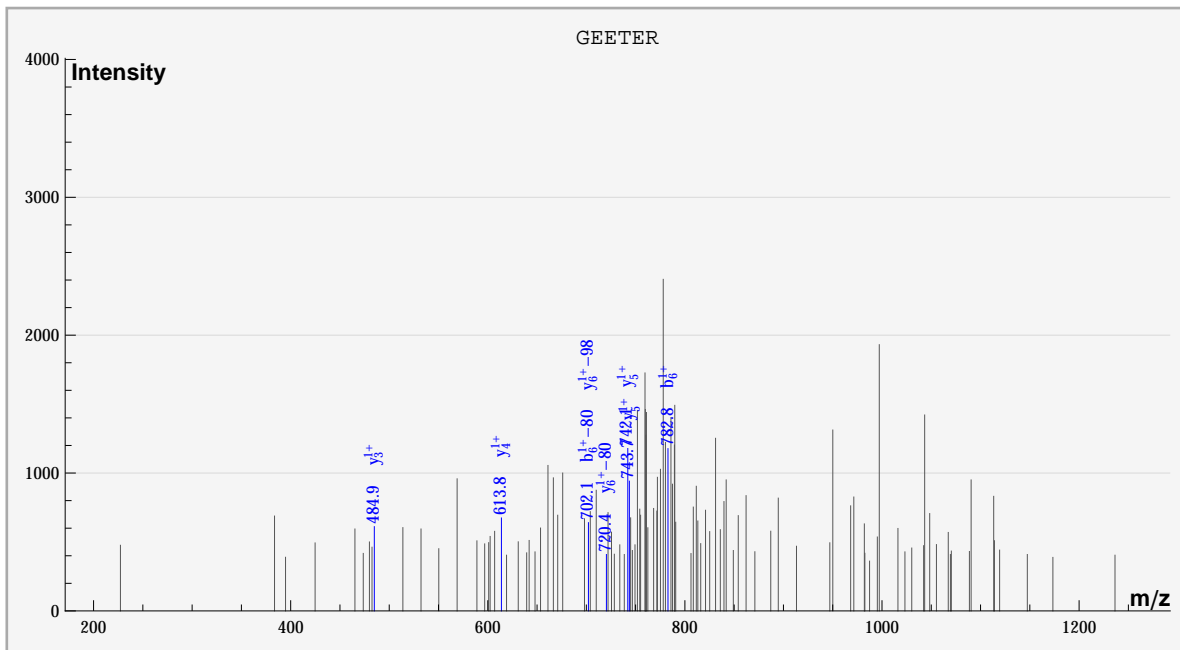
S_Acido_new%gi|68566535|gb|AA79464.1| YSSLIVLSEGRK::PHOS:PHOS:::sample_1%compd_2034



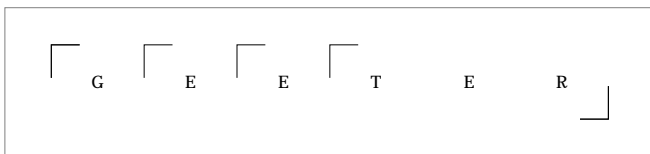
	#	b	b*	#	y	y*	P	P*
Y	1							✓
S	2			12	✓	✓		
S	3			11	✓	✓		
L	4	✓		10	✓			
I	5	✓	✓	9				
V	6		✓	8				
L	7	✓	✓	7	✓			
S	8	✓		6	✓			
E	9	✓		5	✓			
S	10			4	✓			
G	11	✓	✓	3				
R	12		✓	2				
K	13		✓	1				

Y S S L I V L S E S G R K

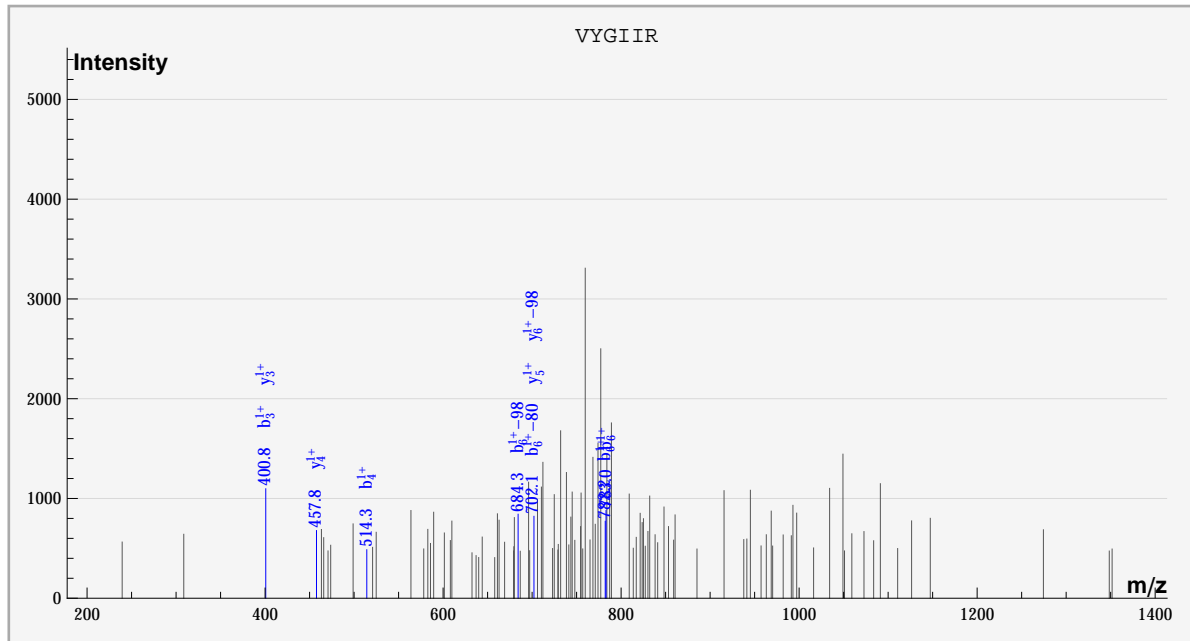
dbValid true GEETER PHOS(1) 1. 799. 1.28218 5.13725 100. ? 2568.
 S_Acido_new%gi|68567632|gb|AAY80561.1| GEETER%::::PHOS:::sample_1%cmpd_1217



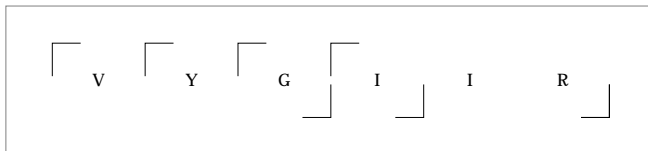
	#	b	b*	#	y	y*	P	P*
G	1							✓
E	2			5	✓			
E	3			4	✓			
T	4			3	✓			
E	5			2				
R	6	✓	✓	1				



dbValid true VYGIIR PHOS(1) 1. 799. 1.40659 5.34753 100. ? 2652.
 S_Acido_new%gi|68568408|gb|AAY81337.1| VYGIIR%::PHOS::::%sample_1%cmpd_1294

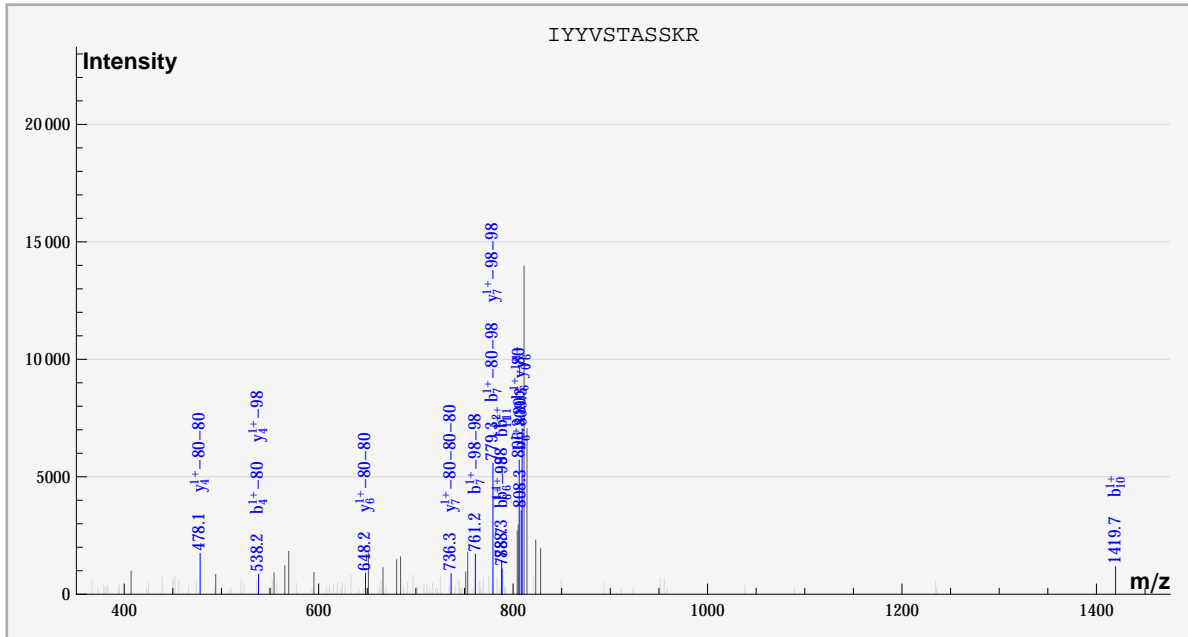


	#	b	b*	#	y	y*	P	P*
V	1							✓
Y	2			5	✓			
G	3	✓		4	✓			
I	4	✓		3	✓			
I	5			2				
R	6	✓	✓	1				

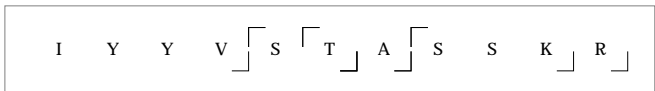


dbValid true IYYVSTASSKR PHOS(4) 2. 799. -1.22679 5.05776 100. ? 2826.

S_Acido_new%gi|68567398|gb|AAV80327.1| IYYVSTASSKR%::PHOS::PHOS::PHOS:PHOS::%sample_0%compd_1336

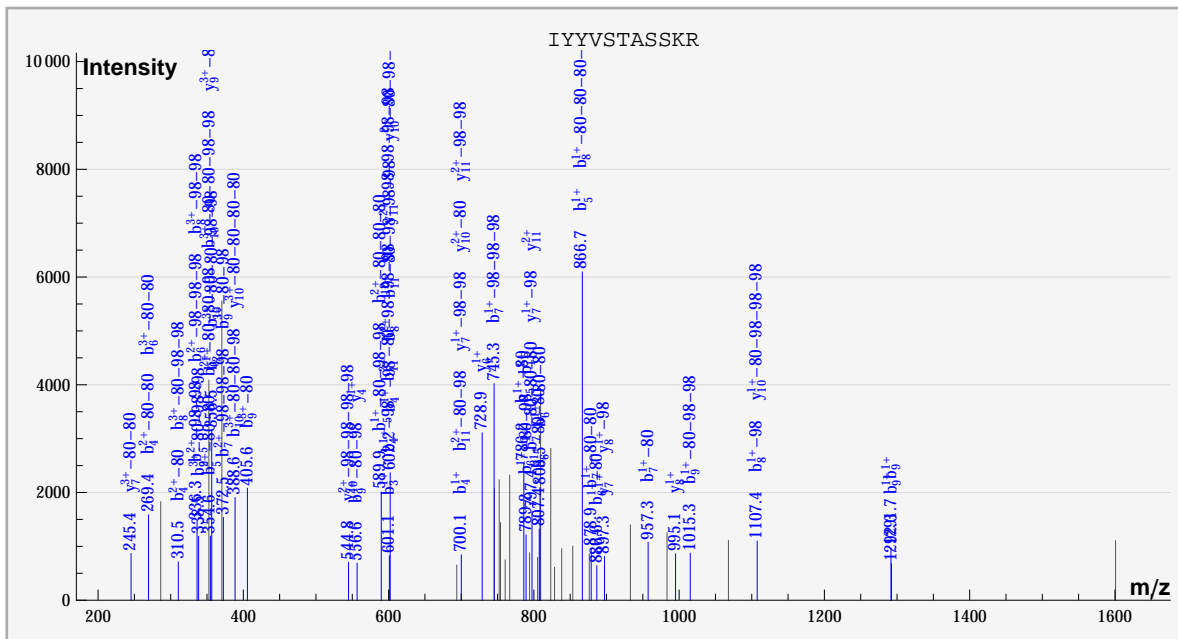


	#	b	b*	#	y	y*	P	P*
I	1							
Y	2			10				
Y	3			9				
V	4		✓	8				
S	5			7		✓		
T	6		✓	6	✓	✓		
A	7		✓	5				
S	8			4		✓		
S	9			3				
K	10	✓		2				
R	11	✓		1				



dbValid true IYYVSTASSKR PHOS(4) 2. 799.44 -1.66679 5.08492 100. ? 4776.

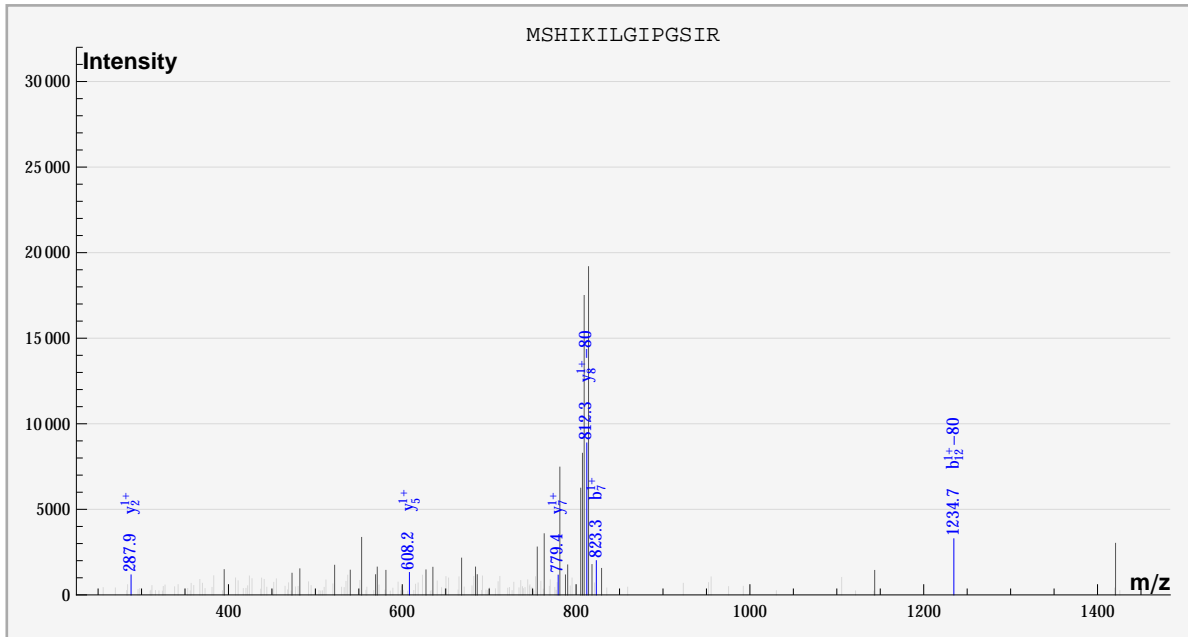
S_Acido_new%gii68567398|gb|AAy80327.1| IYYVSTASSKR%::PHOS:PHOS::PHOS:::PHOS:::%sample_1%cmpd_3537



	#	b	b*	#	y	y*	P	P*
I	1						✓	✓
Y	2	✓		10		✓		
Y	3	✓		9		✓		
V	4	✓	✓	8	✓	✓		
S	5	✓	✓	7	✓	✓		
T	6		✓	6	✓			
A	7		✓	5				
S	8	✓	✓	4	✓			
S	9	✓	✓	3				
K	10		✓	2				
R	11	✓	✓	1				

I Y Y V S T A S S K R

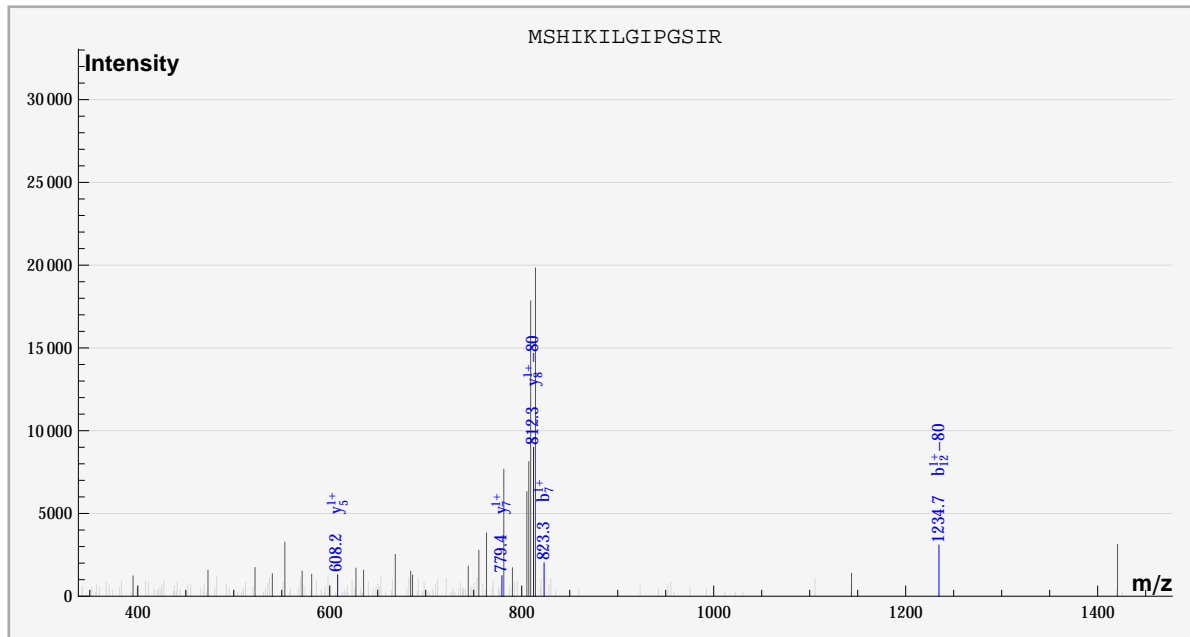
dbValid true MSHIKILGIPGSIR PHOS(1) 2. 801. 0.433472 5.10267 100. ? 2664.
 S_Acido_new%gi|68567672|gb|AAY80601.1| MSHIKILGIPGSIR%:.....:PHOS::%sample_1%compd_1201



	#	b	b*	#	y	y*	P	P*
M	1							
S	2			13				
H	3			12				
I	4			11				
K	5			10				
I	6			9				
L	7	✓		8		✓		
G	8			7	✓			
I	9			6				
P	10			5	✓			
G	11			4				
S	12		✓	3				
I	13			2	✓			
R	14			1				

M S H I K I [L] [G I [P G S]] I R

dbValid true MSHIKILGIPGSIR PHOS(1) 2. 801. 0.433472 5.14043 100. ? 2676.
 S_Acido_new%gi|68567672|gb|AA80601.1| MSHIKILGIPGSIR%:.....:PHOS:::sample_1%compd_1211

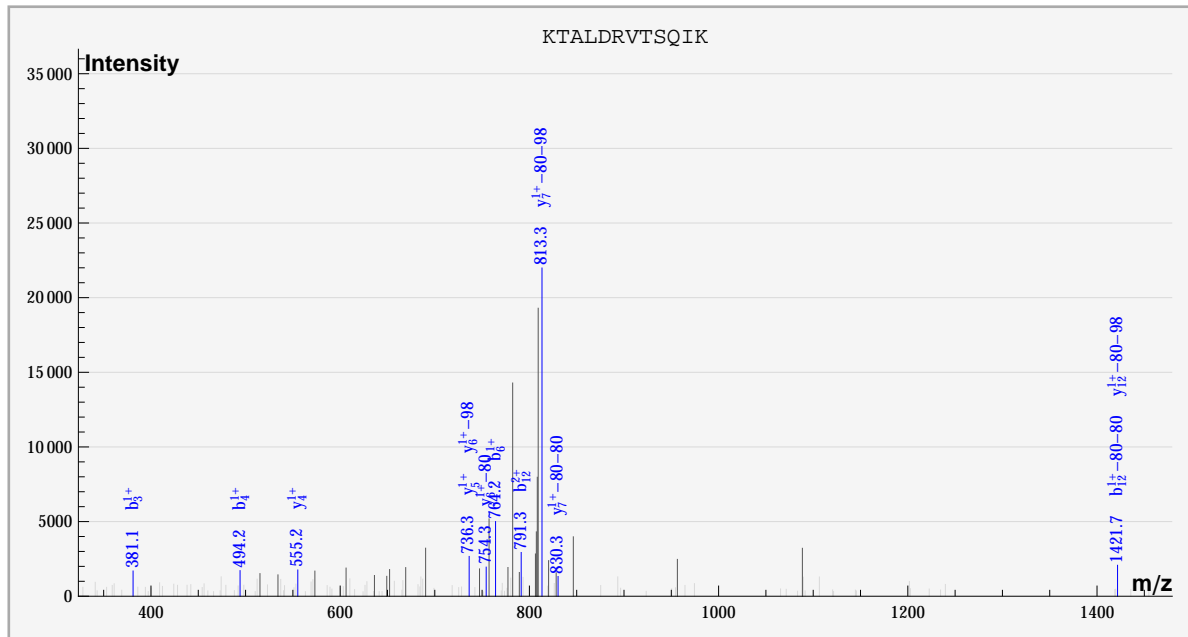


	#	b	b*	#	y	y*	P	P*
M	1							
S	2			13				
H	3			12				
I	4			11				
K	5			10				
I	6			9				
L	7	✓		8		✓		
G	8			7	✓			
I	9			6				
P	10			5	✓			
G	11			4				
S	12		✓	3				
I	13			2				
R	14			1				

M S H I K I L G I P G S I R

dbValid true KTALDRVTSQIK PHOS(3) 2. 802. -1.64919 5.83061 100. ? 2892.

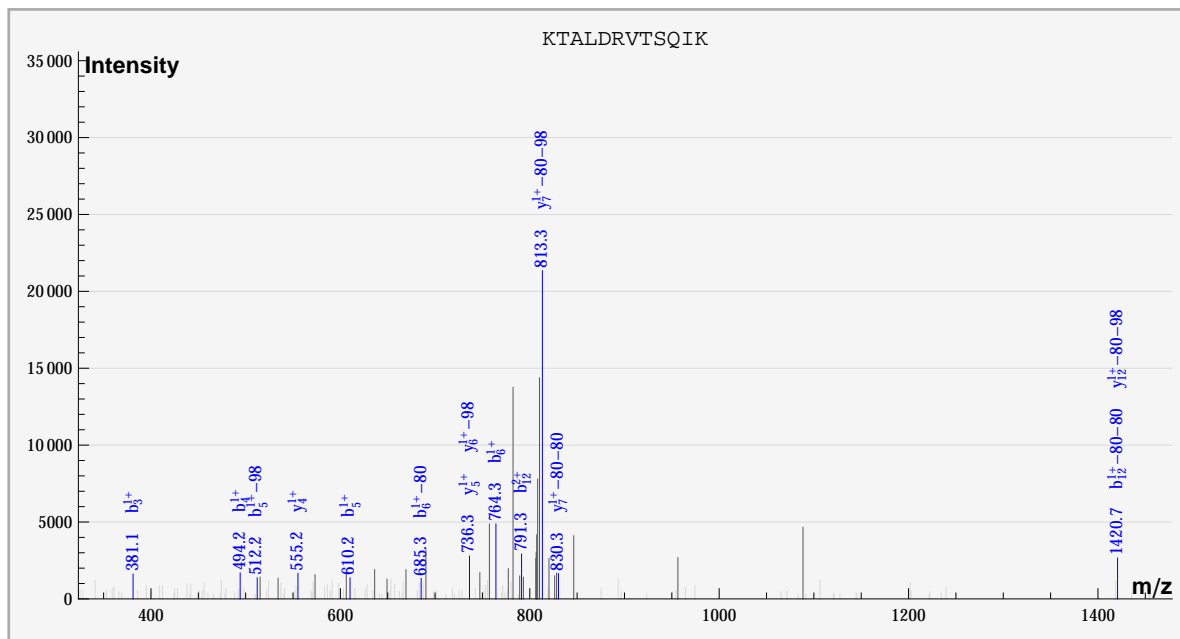
S_Acido_new%gil68567318|gb|AAY80247.1| KTALDRVTSQIK%::PHOS:::PHOS:PHOS:::sample_1%cmpd_1396



	#	b	b*	#	y	y*	P	P*
K	1							✓
T	2			11				
A	3	✓		10				
L	4	✓		9				
D	5			8				
R	6	✓		7		✓		
V	7			6		✓		
T	8			5	✓			
S	9			4	✓			
Q	10			3				
I	11			2				
K	12	✓	✓	1				

「 K T A 」 L 」 D 「 R 」 V 「 T 「 S Q I K 」

dbValid true KTALDRVTSQIK PHOS(3) 2. 802. -1.64919 5.75782 100. ? 2904.
 S_Acido_new%gi|68567318|gb|AA80247.1| KTALDRVTSQIK%::PHOS:::PHOS:PHOS:::sample_1%compd_1407

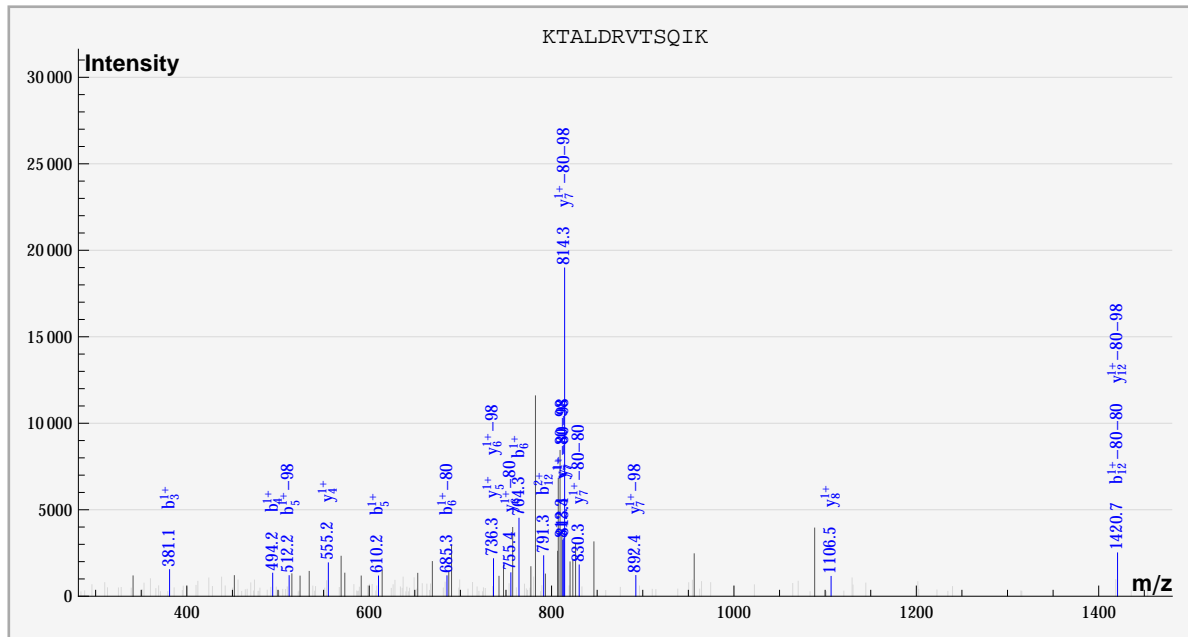


	#	b	b*	#	y	y*	P	P*
K	1							✓
T	2			11				
A	3	✓		10				
L	4	✓		9				
D	5	✓	✓	8				
R	6	✓	✓	7		✓		
V	7			6		✓		
T	8			5	✓			
S	9			4	✓			
Q	10			3				
I	11			2				
K	12	✓	✓	1				

「 K T A 」 L 」 D 」 R 「 V 「 T 「 S Q I K 」

dbValid true KTALDRVTSQIK PHOS(3) 2. 802. -1.64919 5.4489 100. ? 2952.

S_Acido_new%gil68567318|gb|AAY80247.1| KTALDRVTSQIK%::PHOS:::PHOS:PHOS:::sample_1%compd_1448

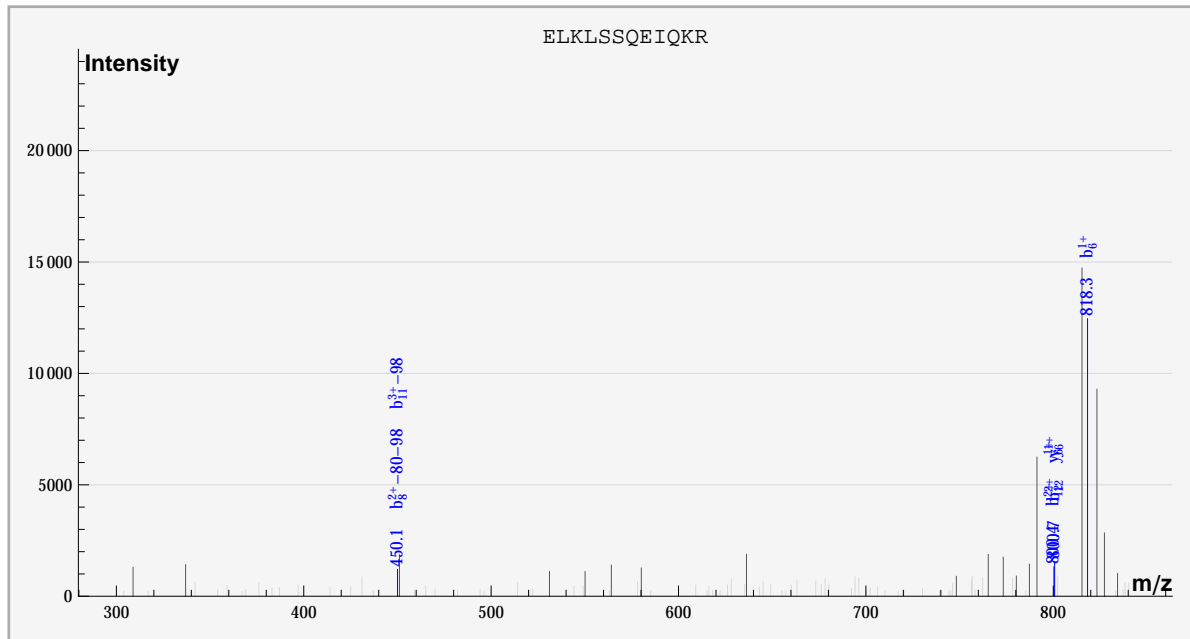


	#	b	b*	#	y	y*	P	P*
K	1							✓
T	2			11				
A	3	✓		10				
L	4	✓		9				
D	5	✓	✓	8	✓			
R	6	✓	✓	7		✓		
V	7			6		✓		
T	8			5	✓			
S	9			4	✓			
Q	10			3				
I	11			2				
K	12	✓	✓	1				

[K T A] L [D] R [V] T [S Q I K]

dbValid true ELKLSSQEIQKR PHOS(2) 2. 811. -1.11633 5.35138 100. ? 2592.

S_Acido_new%gi|68567066|gb|AAY79995.1| ELKLSSQEIQKR%::::PHOS:PHOS:::::sample_2%cmpd_1125

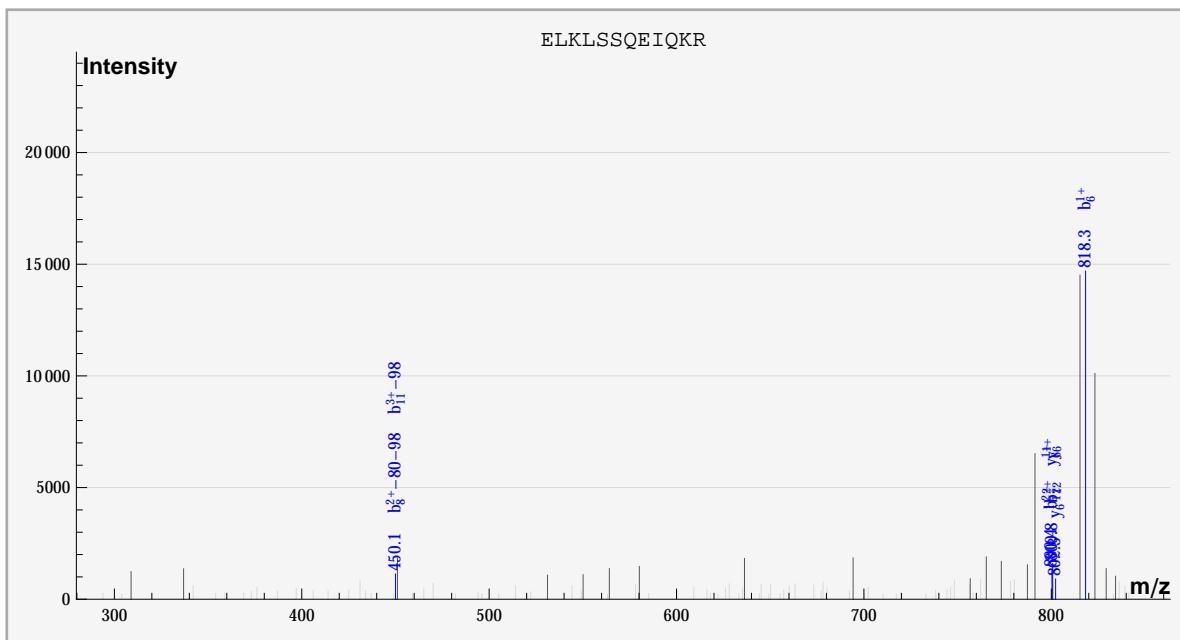


	#	b	b*	#	y	y*	P	P*
E	1							
L	2			11				
K	3			10				
L	4			9				
S	5			8				
S	6	✓		7				
Q	7			6	✓			
E	8		✓	5				
I	9			4				
Q	10			3				
K	11		✓	2				
R	12	✓		1				

E L K L S S Q E I Q K R

dbValid true ELKLSSQEIQKR PHOS(2) 2. 811. -1.11633 5.63517 100. ? 2604.

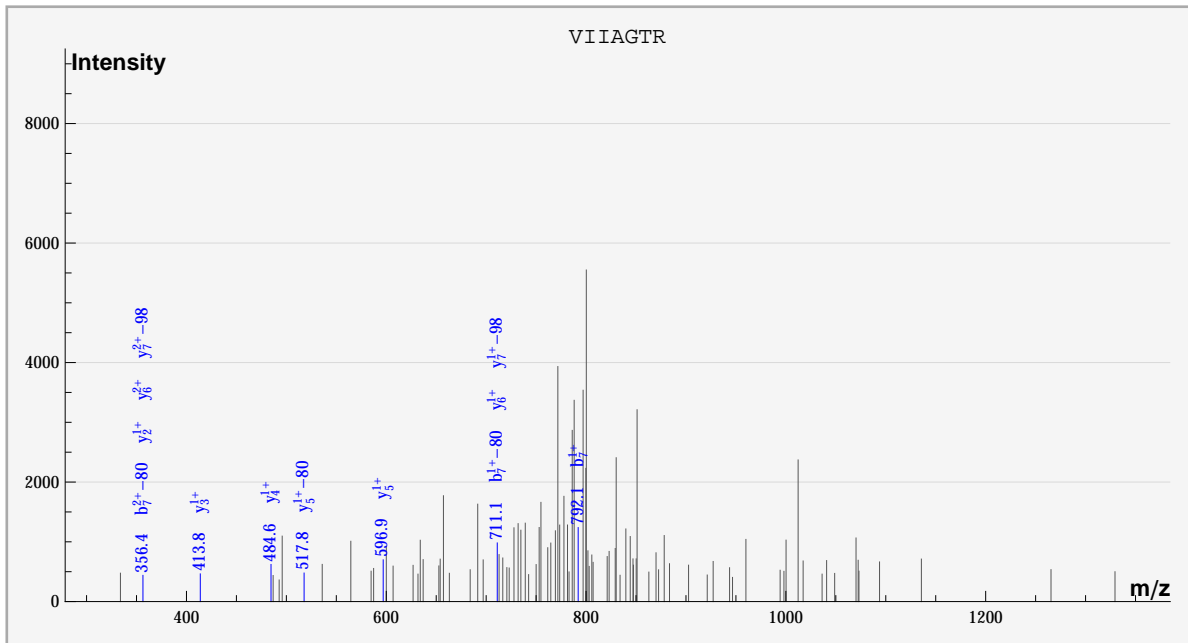
S_Acido_new%gi|68567066|gb|AA79995.1| ELKLSSQEIQKR%::::PHOS:PHOS:::::sample_2%cmpd_1135



	#	b	b*	#	y	y*	P	P*
E	1							
L	2			11				
K	3			10				
L	4			9				
S	5			8				
S	6	✓		7				
Q	7			6	✓			
E	8		✓	5				
I	9			4				
Q	10			3				
K	11		✓	2				
R	12	✓		1				

E L K L S S Q E I Q K R

dbValid true VIIAGTR PHOS(1) 1. 811. -1.57196 5.11445 100. ? 3318.
 S_Acido_new%gi|68567014|gb|AAY79943.1| VIIAGTR%:::::PHOS::%sample_1%compd_1884

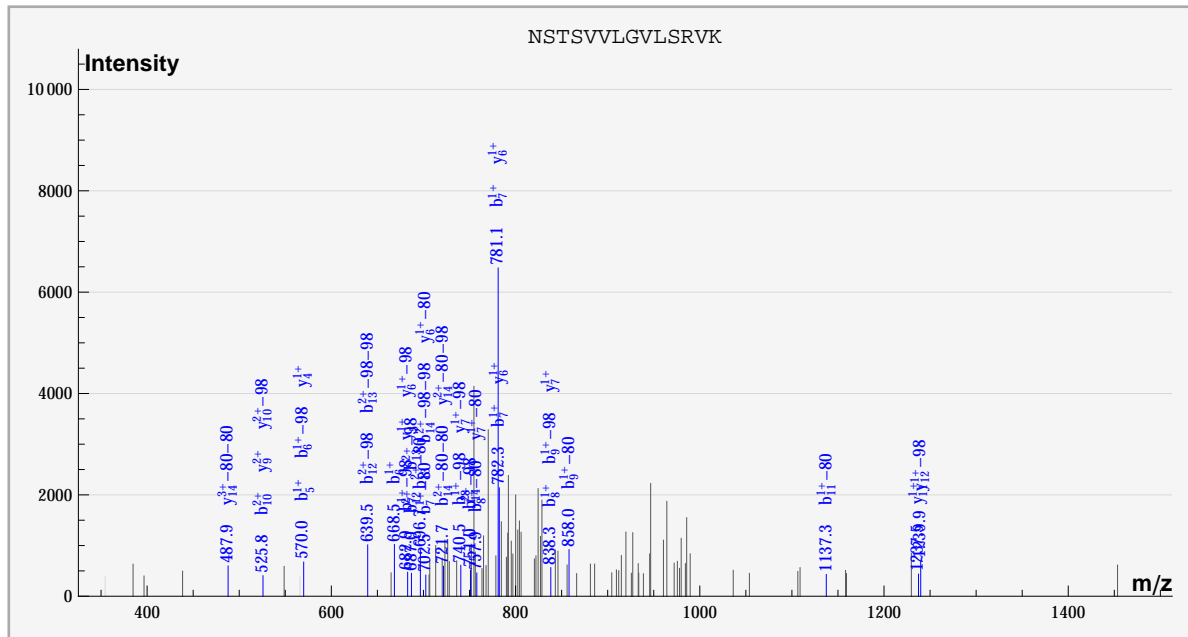


	#	b	b*	#	y	y*	P	P*
V	1							✓
I	2			6	✓			
I	3			5	✓	✓		
A	4			4	✓			
G	5			3	✓			
T	6			2	✓			
R	7	✓	✓	1				



dbValid true NSTSVVLGVLRSVK PHOS(2) 2. 811. -1.09814 5.12852 100. ? 3708.

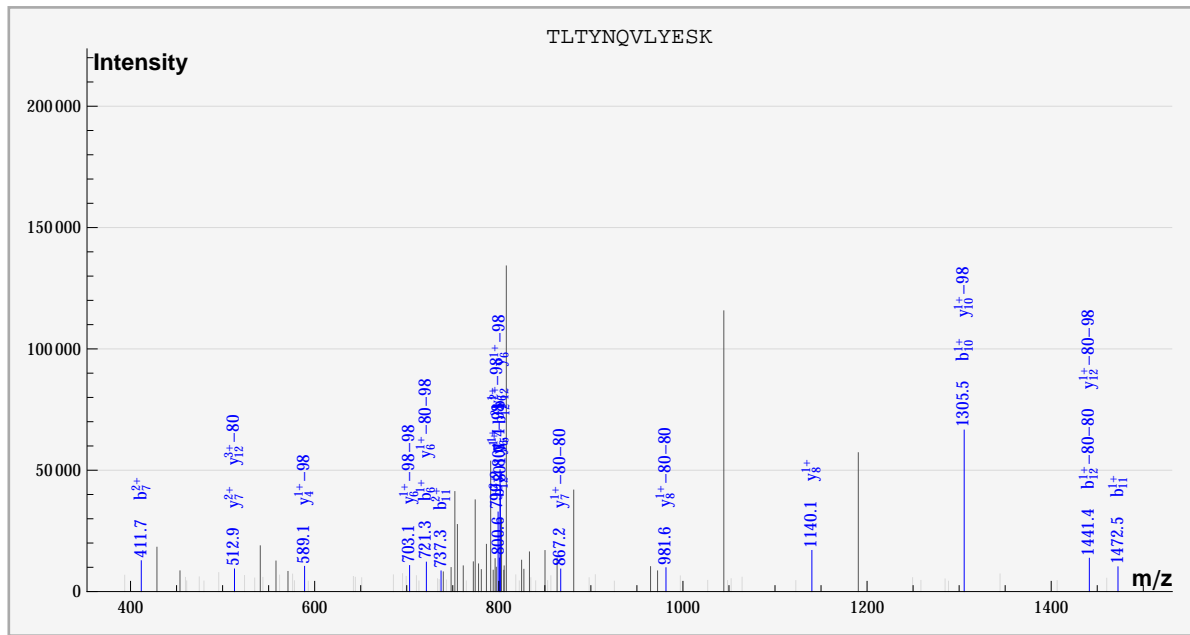
S_Acido_new%gi|68566794|gb|AAAY79723.1| NSTSVVLGVLRSVK%::PHOS:::PHOS:::sample_1%compd_2239



	#	b	b*	#	y	y*	P	P*
N	1							✓
S	2			13				
T	3			12		✓		
S	4			11	✓	✓		
V	5	✓		10		✓		
V	6	✓	✓	9	✓	✓		
L	7	✓	✓	8				
G	8	✓	✓	7	✓	✓		
V	9		✓	6	✓	✓		
L	10	✓		5	✓	✓		
S	11		✓	4	✓			
R	12	✓	✓	3				
V	13		✓	2				
K	14		✓	1				

「N S 「T 「S 「V」V」L」G」V」L」S」R」V」K」

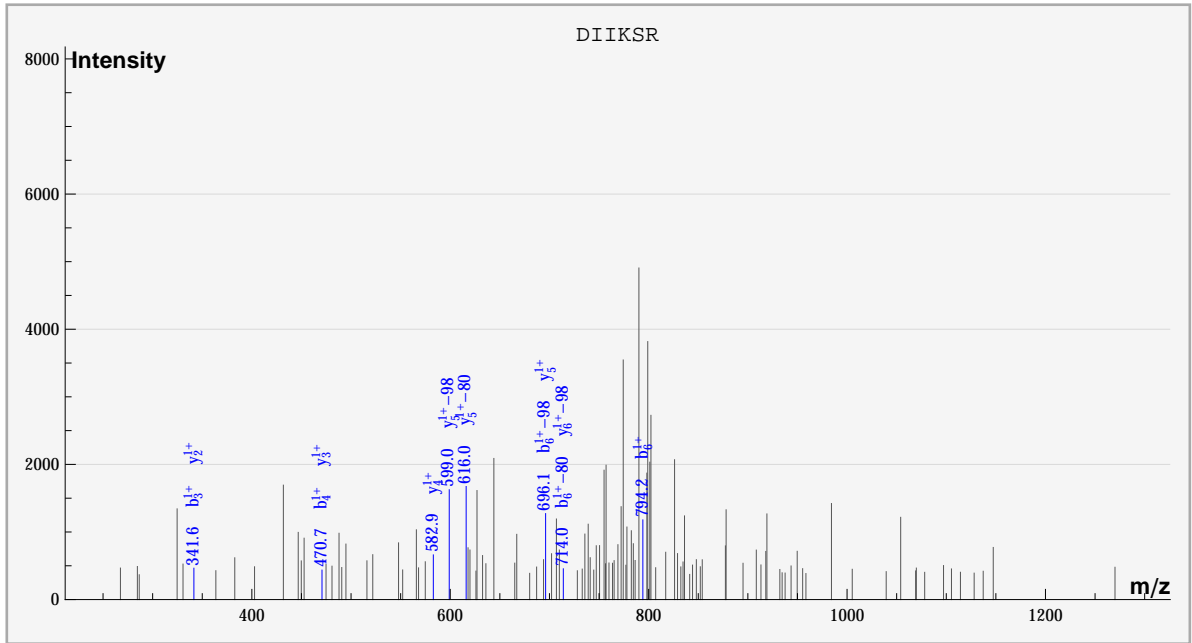
dbValid true TLTYNQVLYESK PHOS(2) 2. 811.14 -1.29631 5.86472 100. ? 2448.
 S_Acido_new%gil68568655|gb|AAY81584.1| TLTYNQVLYESK%:::PHOS::PHOS::%sample_1%compd_1119



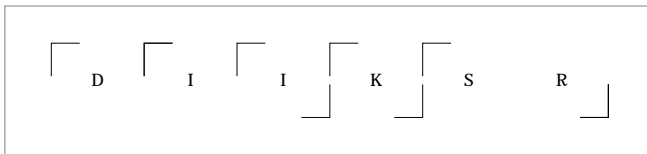
	#	b	b*	#	y	y*	P	P*
T	1							✓
L	2			11				
T	3			10		✓		
Y	4			9		✓		
N	5			8	✓	✓		
Q	6	✓		7	✓	✓		
V	7	✓		6		✓		
L	8			5	✓			
Y	9			4		✓		
E	10	✓		3				
S	11	✓		2				
K	12	✓	✓	1				

「 T L 「 T Y 「 N 「 Q 「 V 「 L 「 Y E 」 S 」 K 」

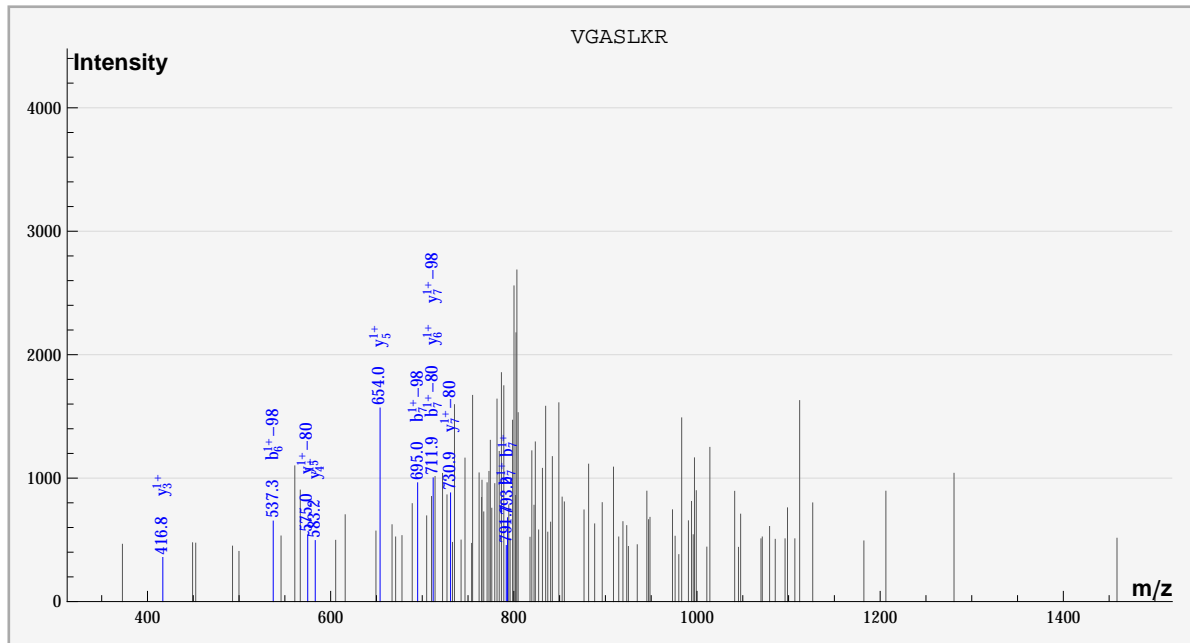
dbValid true DIIKSR PHOS(1) 1. 812. -0.592685 5.18152 100. ? 2496.
 S_Acido_new%gi|68566750|gb|AAY79679.1| DIIKSR%::::PHOS::%sample_1%cmpd_1130



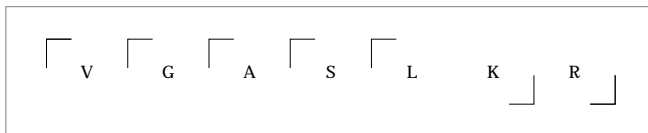
	#	b	b*	#	y	y*	P	P*
D	1							✓
I	2			5	✓	✓		
I	3	✓		4	✓			
K	4	✓		3	✓			
S	5			2	✓			
R	6	✓	✓	1				



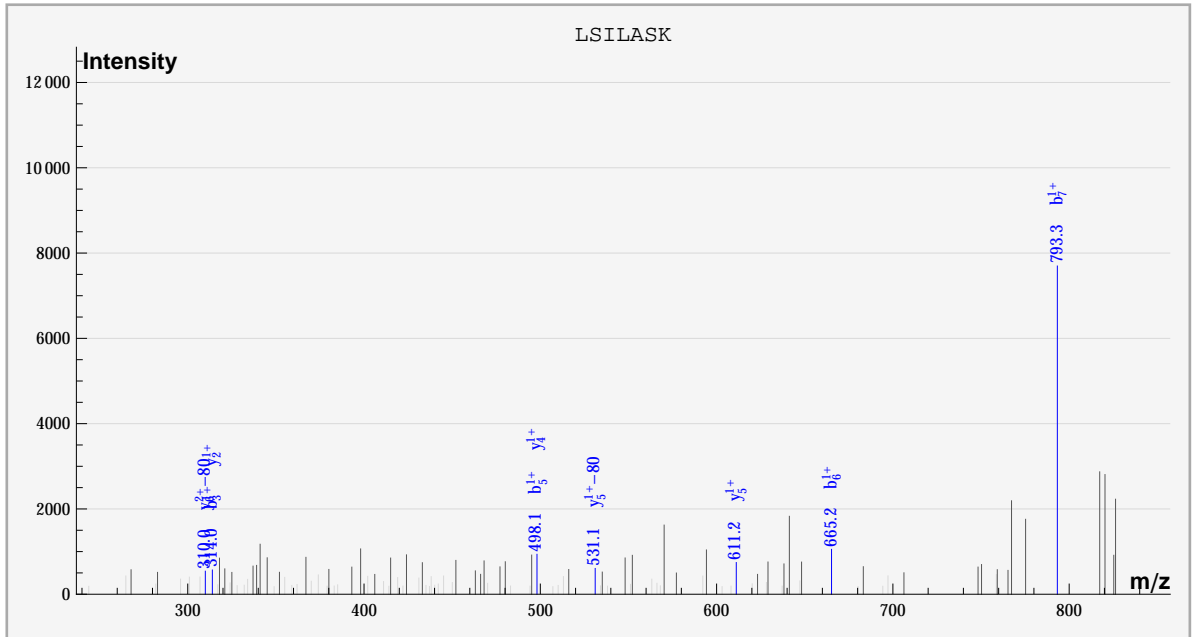
dbValid true VGASLKR PHOS(1) 1. 812. -1.57671 6.18272 100. ? 3234.
 S_Acido_new%gi|68568649|gb|AAY81578.1| VGASLKR%::::PHOS::::%sample_1%compd_1807



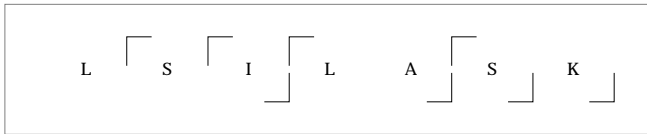
	#	b	b*	#	y	y*	P	P*
V	1							✓
G	2			6	✓			
A	3			5	✓	✓		
S	4			4	✓			
L	5			3	✓			
K	6	✓	✓	2				
R	7	✓	✓	1				



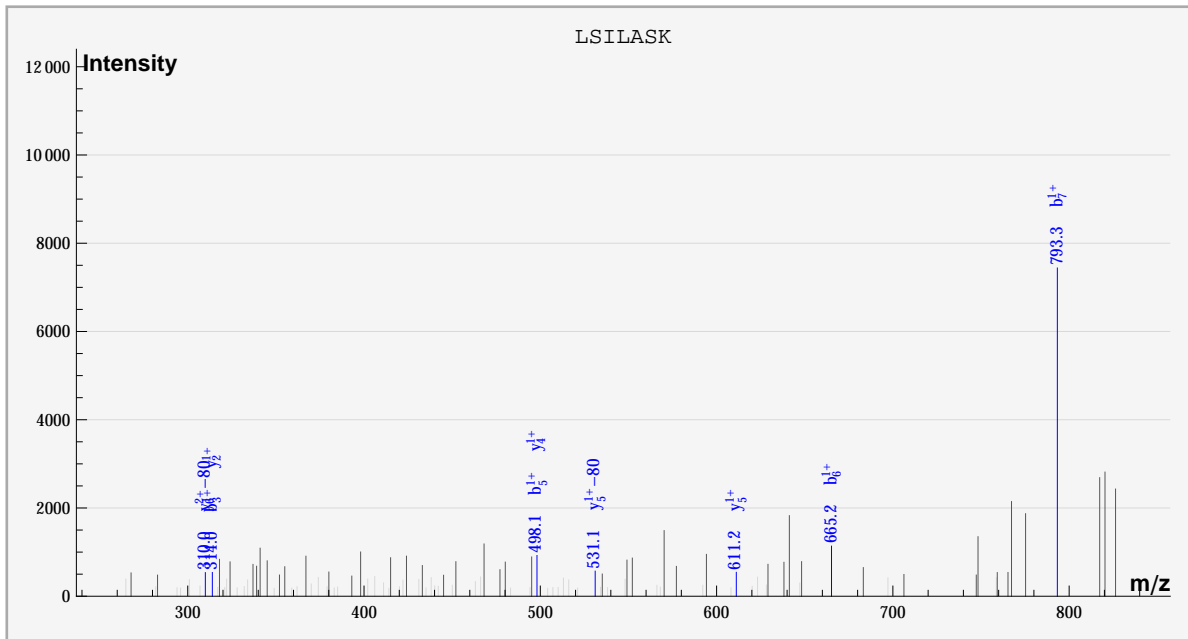
dbValid true LSILASK PHOS(1) 1. 813. -1.56754 5.55237 100. ? 1596.
 S_Acido_new%gi|68567478|gb|AAY80407.1| LSILASK%:::PHOS::%sample_2%compd_288



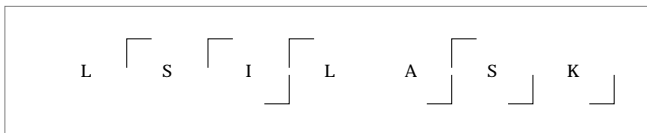
	#	b	b*	#	y	y*	P	P*
L	1							
S	2			6		✓		
I	3	✓		5	✓	✓		
L	4			4	✓			
A	5	✓		3				
S	6	✓		2	✓			
K	7	✓		1				



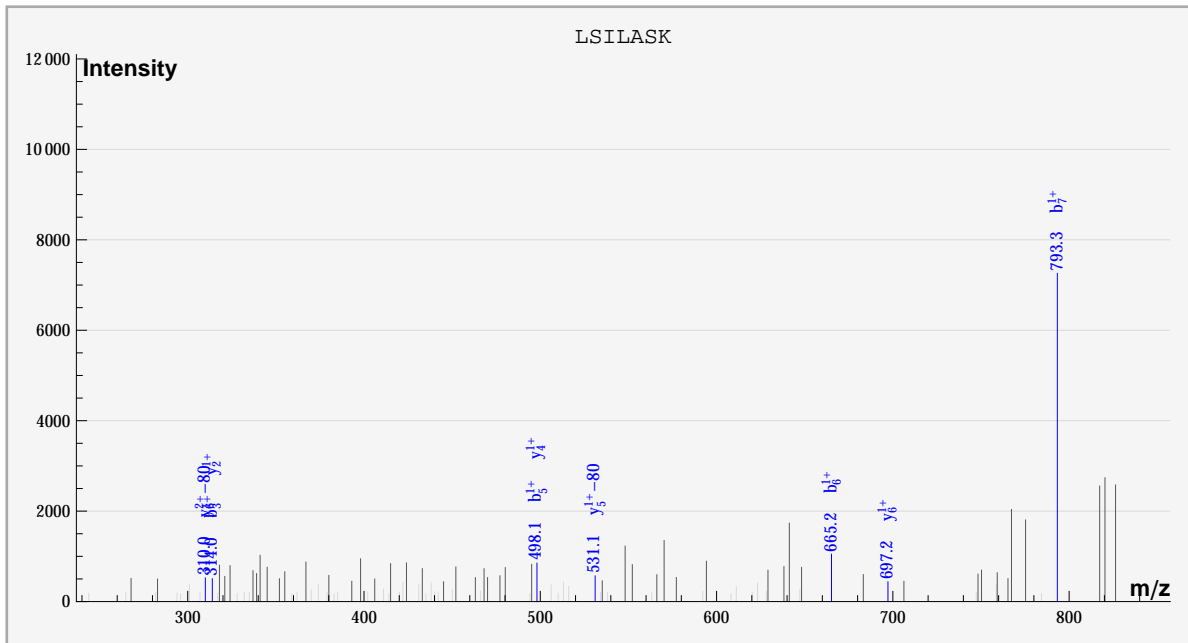
dbValid true LSILASK PHOS(1) 1. 813. -1.56754 5.43883 100. ? 1608.
 S_Acido_new%gi|68567478|gb|AAY80407.1| LSILASK%:::PHOS::%sample_2%compd_298



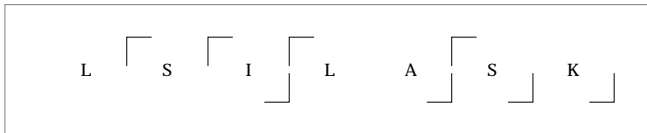
	#	b	b*	#	y	y*	P	P*
L	1							
S	2			6		✓		
I	3	✓		5	✓	✓		
L	4			4	✓			
A	5	✓		3				
S	6	✓		2	✓			
K	7	✓		1				



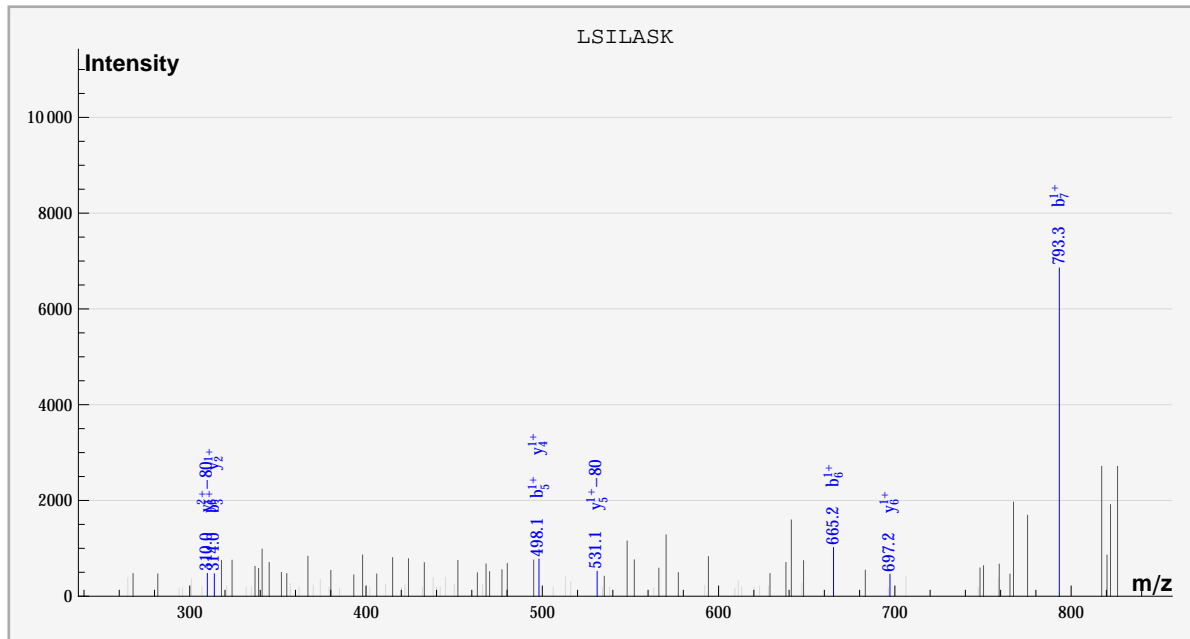
dbValid true LSILASK PHOS(1) 1. 813. -1.56754 5.18537 100. ? 1620.
 S_Acido_new%gi|68567478|gb|AAY80407.1| LSILASK%:::PHOS::%sample_2%compd_308



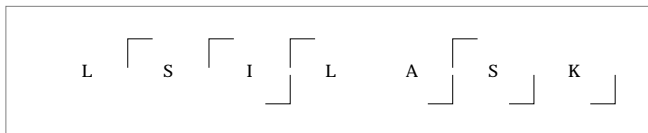
	#	b	b*	#	y	y*	P	P*
L	1							
S	2			6	✓	✓		
I	3	✓		5		✓		
L	4			4	✓			
A	5	✓		3				
S	6	✓		2		✓		
K	7	✓		1				



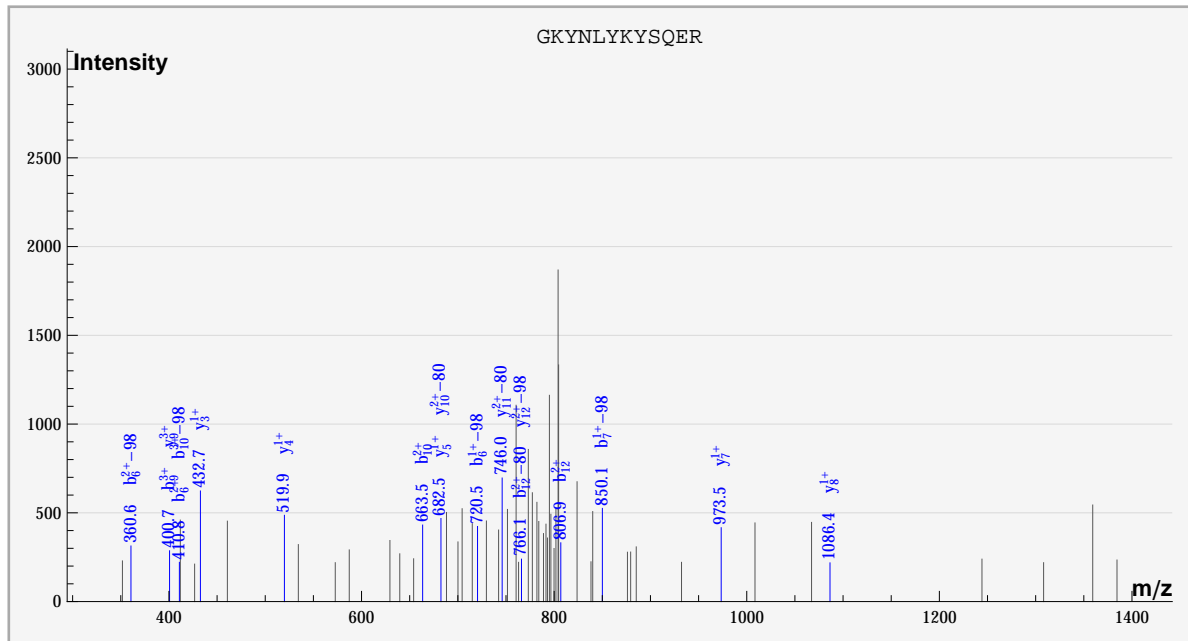
dbValid true LSILASK PHOS(1) 1. 813. -1.56754 5.40663 100. ? 1632.
 S_Acido_new%gi68567478|gb|AAY80407.1| LSILASK%:::PHOS::%sample_2%compd_318



	#	b	b*	#	y	y*	P	P*
L	1							
S	2			6	✓	✓		
I	3	✓		5		✓		
L	4			4	✓			
A	5	✓		3				
S	6	✓		2		✓		
K	7	✓		1				



dbValid true GKYNLYKYSQER PHOS(1) 2. 814. 0.877052 5.47365 100. ? 1830.
 S_Acido_new%gii68568256|gb|AAY81185.1| GKYNLYKYSQER%:::PHOS:::sample_1%compd_520

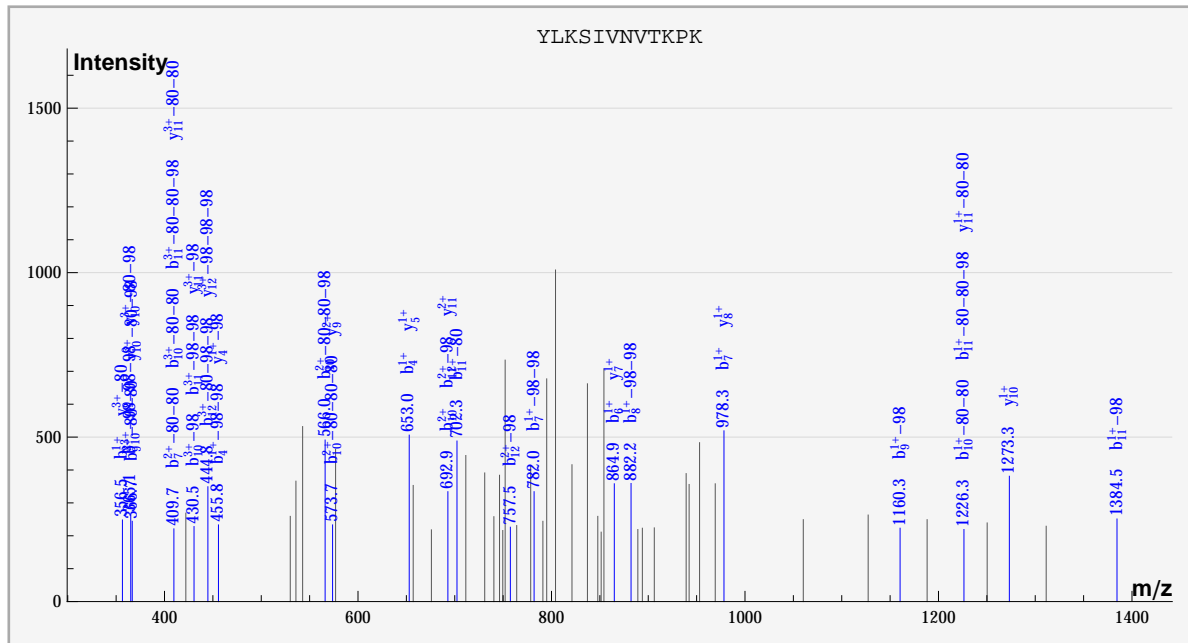


	#	b	b*	#	y	y*	P	P*
G	1							✓
K	2			11		✓		
Y	3			10		✓		
N	4			9	✓			
L	5			8	✓			
Y	6	✓	✓	7	✓			
K	7		✓	6				
Y	8			5	✓			
S	9	✓		4	✓			
Q	10	✓	✓	3	✓			
E	11			2				
R	12	✓	✓	1				

G K Y N L Y K Y S Q E R

dbValid true YLKSIIVNVTKPK PHOS(3) 2. 814. 1.37629 5.66091 100. ? 1938.

S_Acido_new%gi|68567982|gb|AAy80911.1| YLKSIIVNVTKPK%:PHOS:::PHOS:::PHOS:::sample_1%compd_620

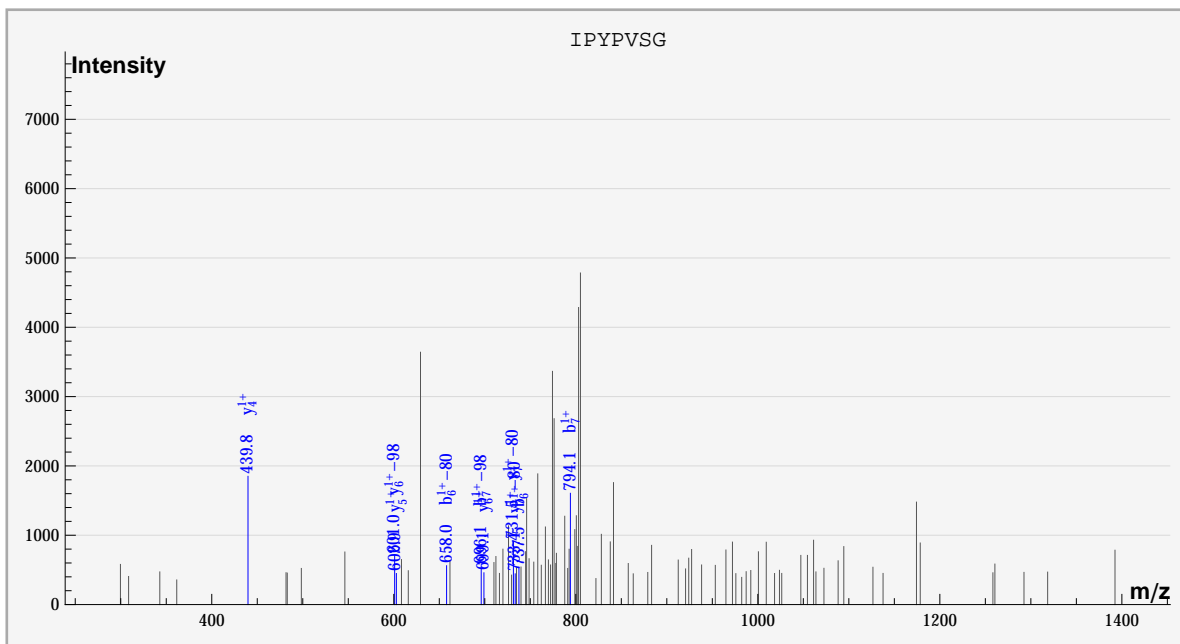


	#	b	b*	#	y	y*	P	P*
Y	1							✓
L	2	✓		11	✓	✓		
K	3			10	✓	✓		
S	4	✓	✓	9	✓	✓		
I	5			8	✓			
V	6	✓		7	✓			
N	7	✓	✓	6				
V	8		✓	5	✓			
T	9		✓	4		✓		
K	10	✓	✓	3				
P	11		✓	2				
K	12		✓	1				

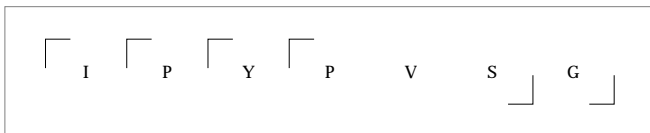
Y L K S I V N V T K P K

dbValid true IPYPVSG PHOS(1) 1. 814. -1.64104 6.21365 100. ? 2664.

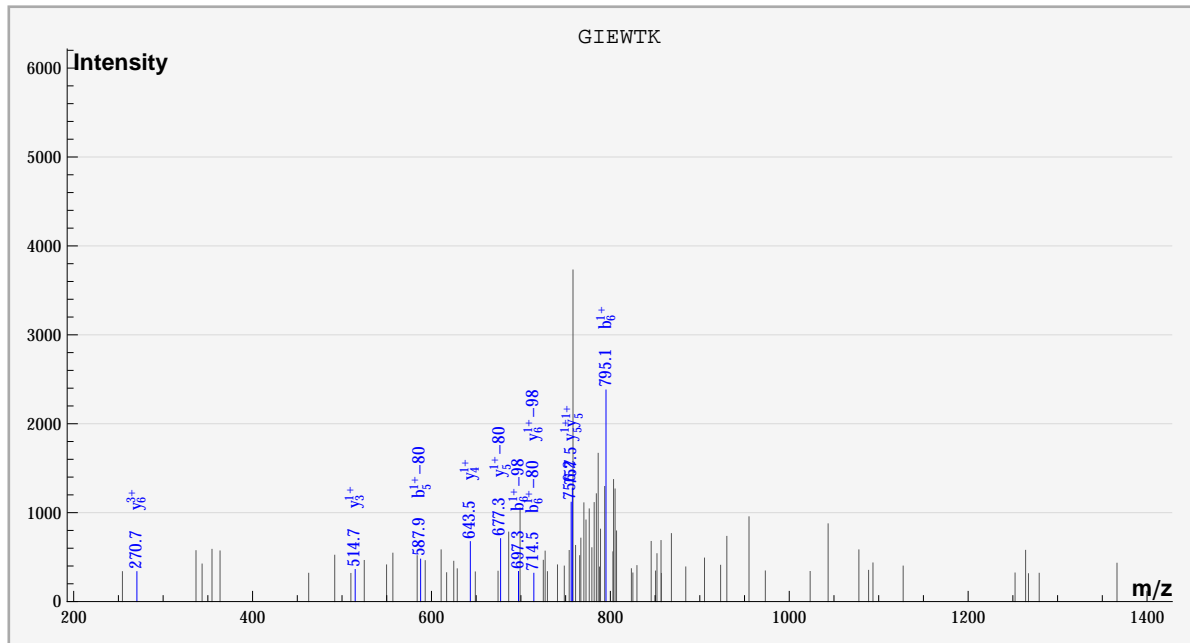
S_Acido_new%gi|68568416|gb|AAY81345.1| IPYPVSG%:::::PHOS::%sample_1%compd_1287



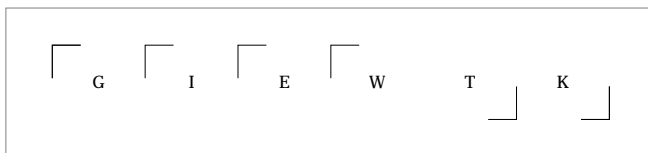
	#	b	b*	#	y	y*	P	P*
I	1							✓
P	2			6	✓	✓		
Y	3			5	✓			
P	4			4	✓			
V	5			3				
S	6	✓	✓	2				
G	7	✓	✓	1				



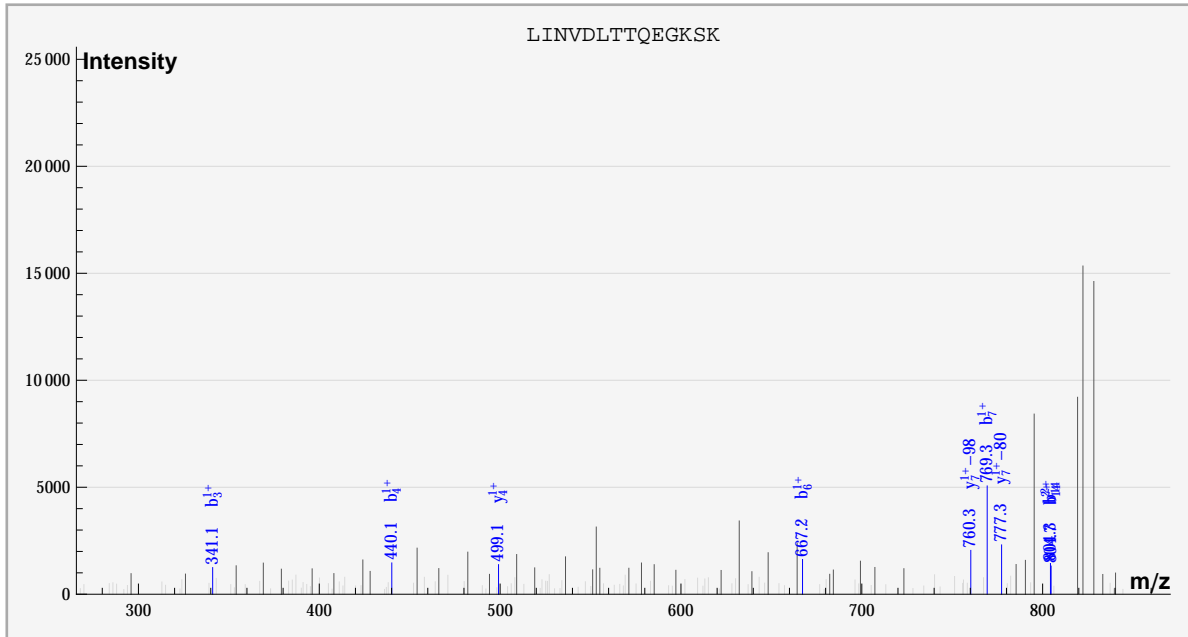
dbValid true GIEWTK PHOS(1) 1. 815. -1.64579 5.20903 100. ? 2376.
 S_Acido_new%gi|68566862|gb|AAY79791.1| GIEWTK%::::PHOS::%sample_1%compd_1021



	#	b	b*	#	y	y*	P	P*
G	1						✓	✓
I	2			5	✓	✓		
E	3			4	✓			
W	4			3	✓			
T	5	✓	✓	2				
K	6	✓	✓	1				



dbValid true LINVDLTTQEGKSK PHOS(1) 2. 815. -1.58908 5.13338 100. ? 2544.
 S_Acido_new%gi|68567037|gb|AA79966.1| LINVDLTTQEGKSK%:::PHOS::%sample_2%compd_1089

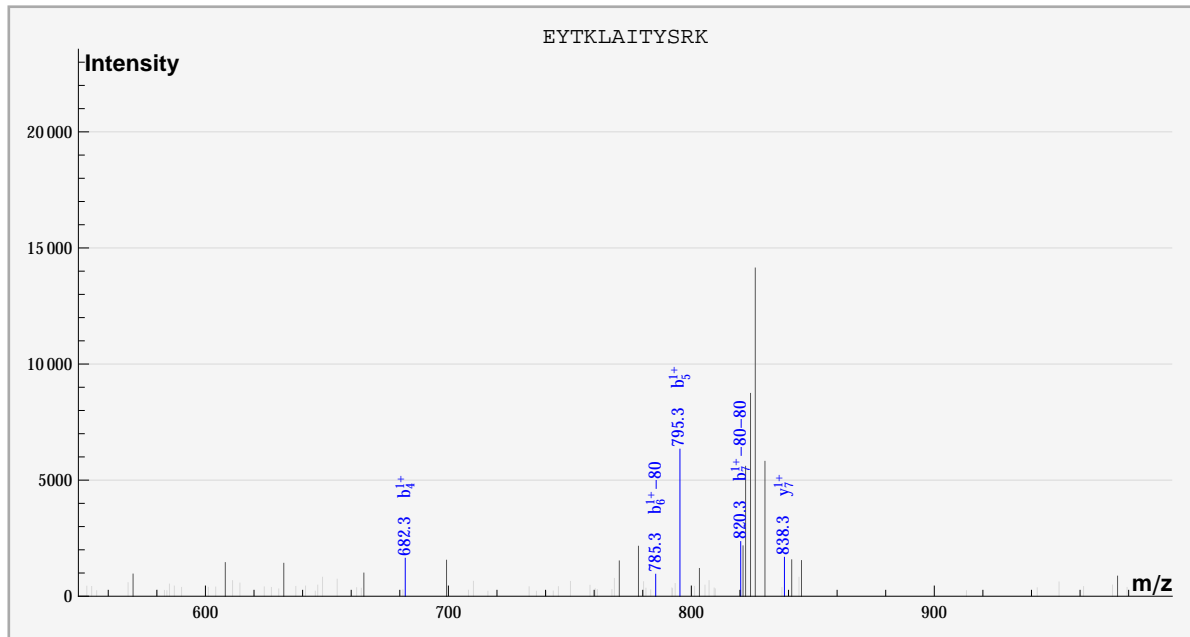


	#	b	b*	#	y	y*	P	P*
L	1							
I	2			13				
N	3	✓		12				
V	4	✓		11				
D	5			10				
L	6	✓		9				
T	7	✓		8				
T	8			7	✓			
Q	9			6				
E	10			5				
G	11			4	✓			
K	12			3				
S	13			2				
K	14	✓		1				

L I N V D L T T Q E G K S K

dbValid true EYTKLAITYSRK PHOS(2) 2. 815. 1.87532 5.50182 100. ? 3234.

S_Acido_new%gi|68566534|gb|AA79463.1| EYTKLAITYSRK%::PHOS:PHOS::::::::::%sample_2%cmpd_1666

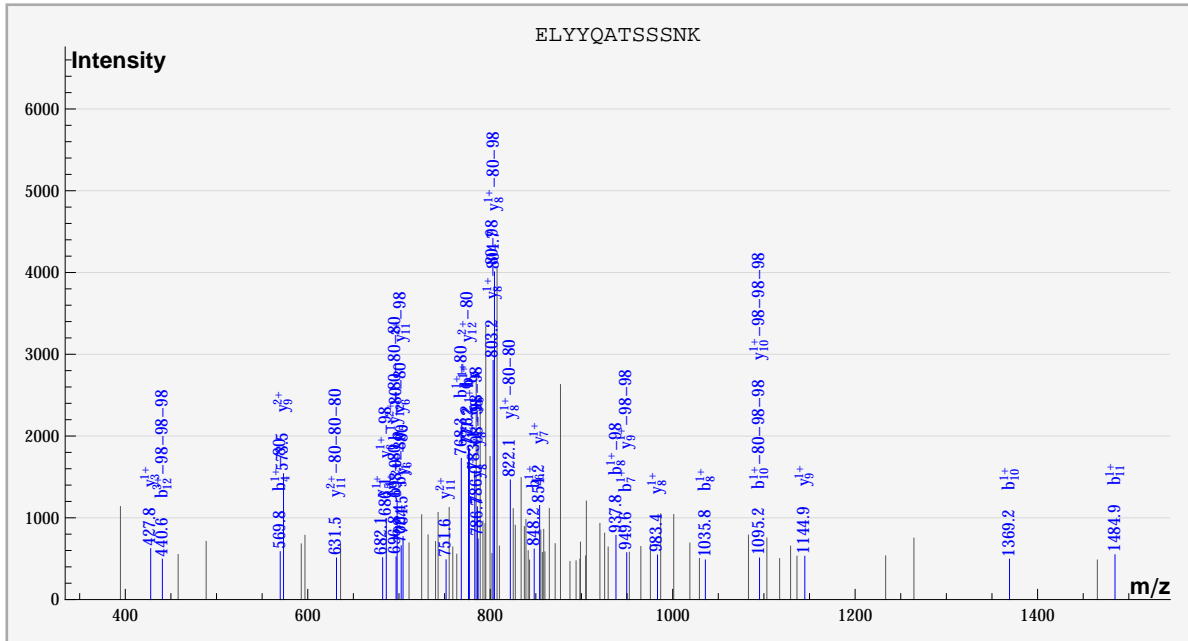


	#	b	b*	#	y	y*	P	P*
E	1							
Y	2			11				
T	3			10				
K	4	✓		9				
L	5	✓		8				
A	6		✓	7	✓			
I	7		✓	6				
T	8			5				
Y	9			4				
S	10			3				
R	11			2				
K	12			1				

E Y T K L A I T Y S R K

dbValid true ELYYQATSSSNK PHOS(3) 2. 815. 0.777347 5.50205 100. ? 3528.

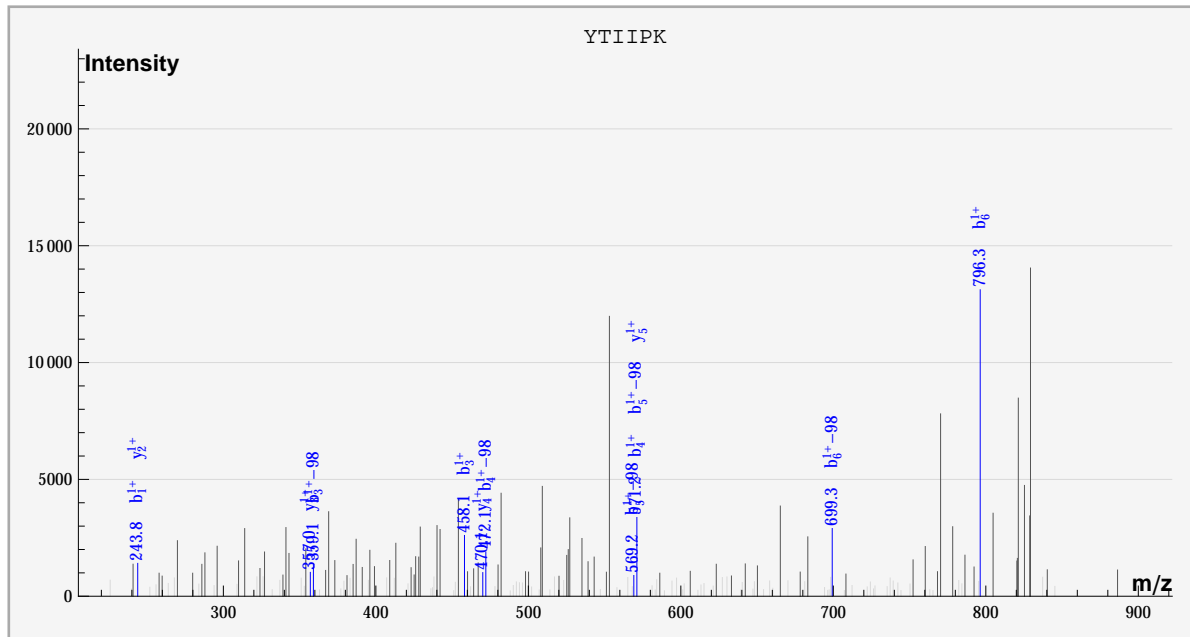
S_Acido_new%gi|68566756|gb|AA79685.1| ELYYQATSSSNK%:::PHOS:::PHOS:PHOS:::sample_1%compd_2076



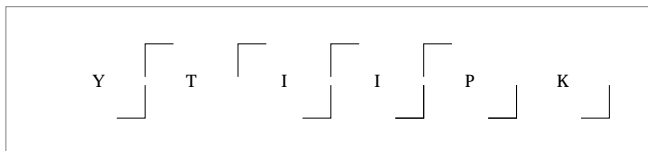
	#	b	b*	#	y	y*	P	P*
E	1							✓
L	2			11	✓	✓		
Y	3			10		✓		
Y	4	✓	✓	9	✓	✓		
Q	5	✓	✓	8	✓	✓		
A	6	✓	✓	7	✓			
T	7	✓		6	✓	✓		
S	8	✓	✓	5	✓			
S	9			4				
S	10	✓	✓	3	✓			
N	11	✓	✓	2				
K	12		✓	1				

E L Y Y Q A T S S S N K

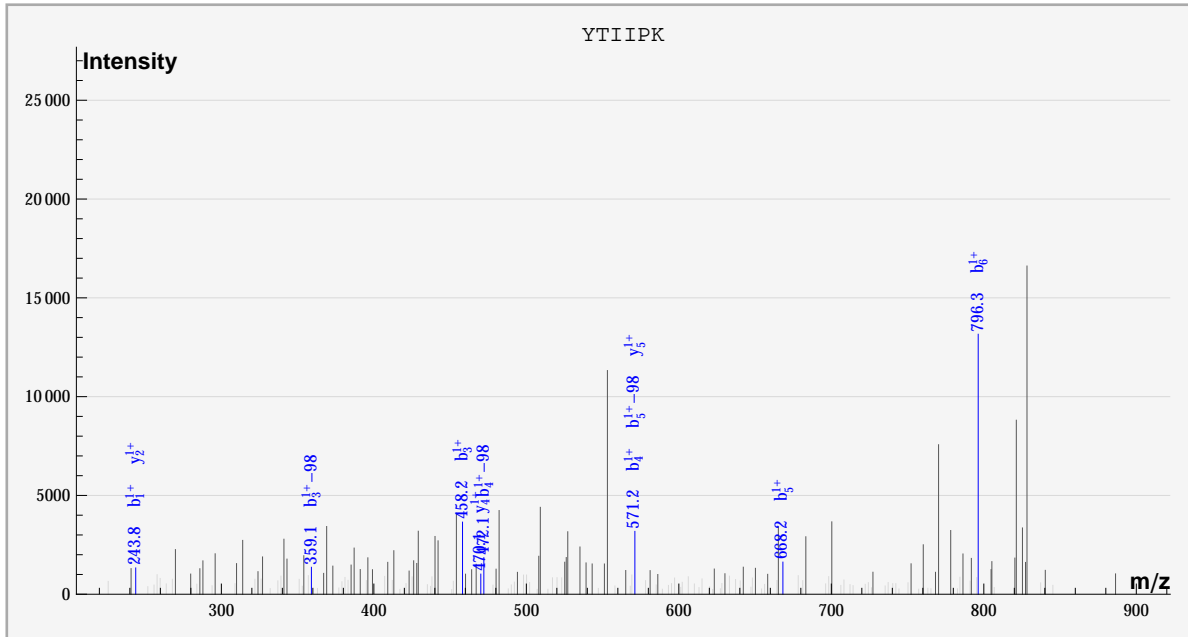
dbValid true YTIIPK PHOS(1) 1. 816. -1.589 5.56373 100. ? 2388.
 S_Acido_new%gi|68567857|gb|AAY80786.1| YTIIPK%:PHOS::::::%sample_2%compd_960



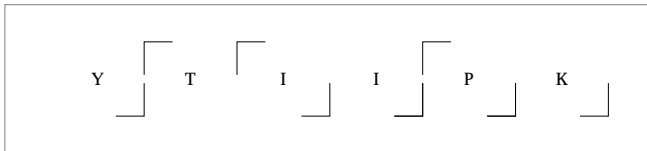
	#	b	b*	#	y	y*	P	P*
Y	1	✓						
T	2			5	✓			
I	3	✓	✓	4	✓			
I	4	✓	✓	3	✓			
P	5		✓	2	✓			
K	6	✓	✓	1				



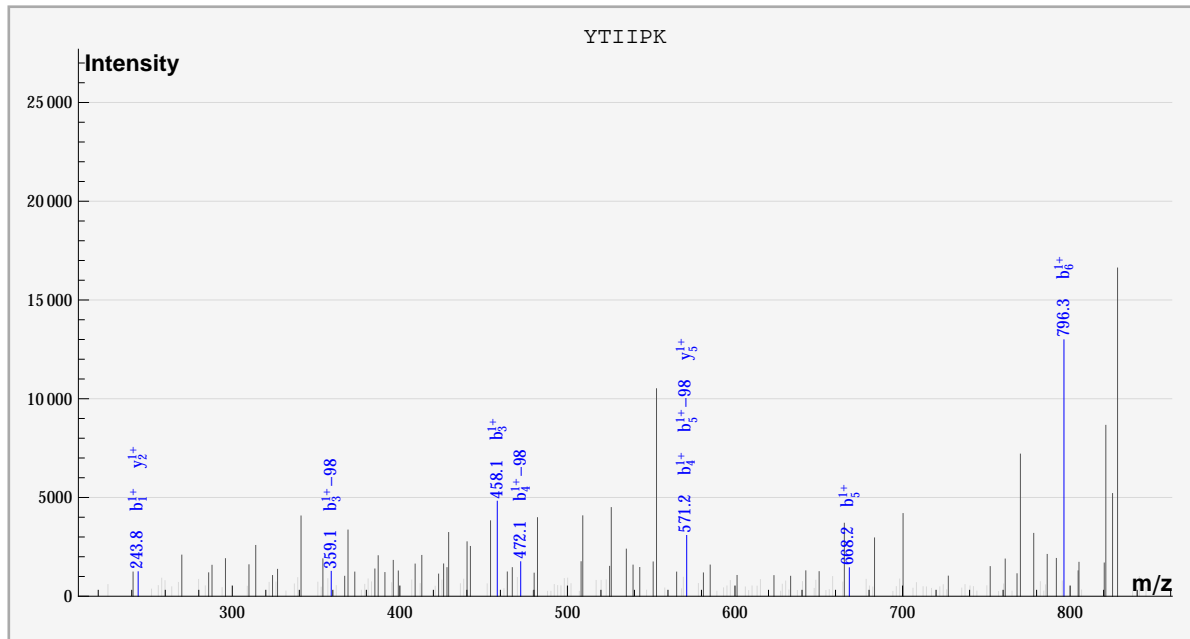
dbValid true YTIIPK PHOS(1) 1. 816. -1.589 5.32114 100. ? 2400.
 S_Acido_new%gi|68567857|gb|AAY80786.1| YTIIPK%:PHOS::::::%sample_2%cmpd_970



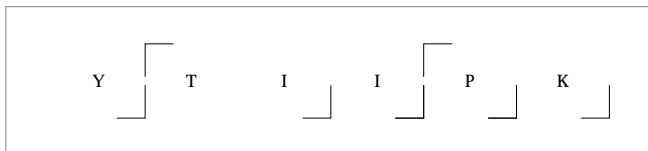
	#	b	b*	#	y	y*	P	P*
Y	1	✓						
T	2			5	✓			
I	3	✓	✓	4	✓			
I	4	✓	✓	3				
P	5	✓	✓	2	✓			
K	6	✓		1				



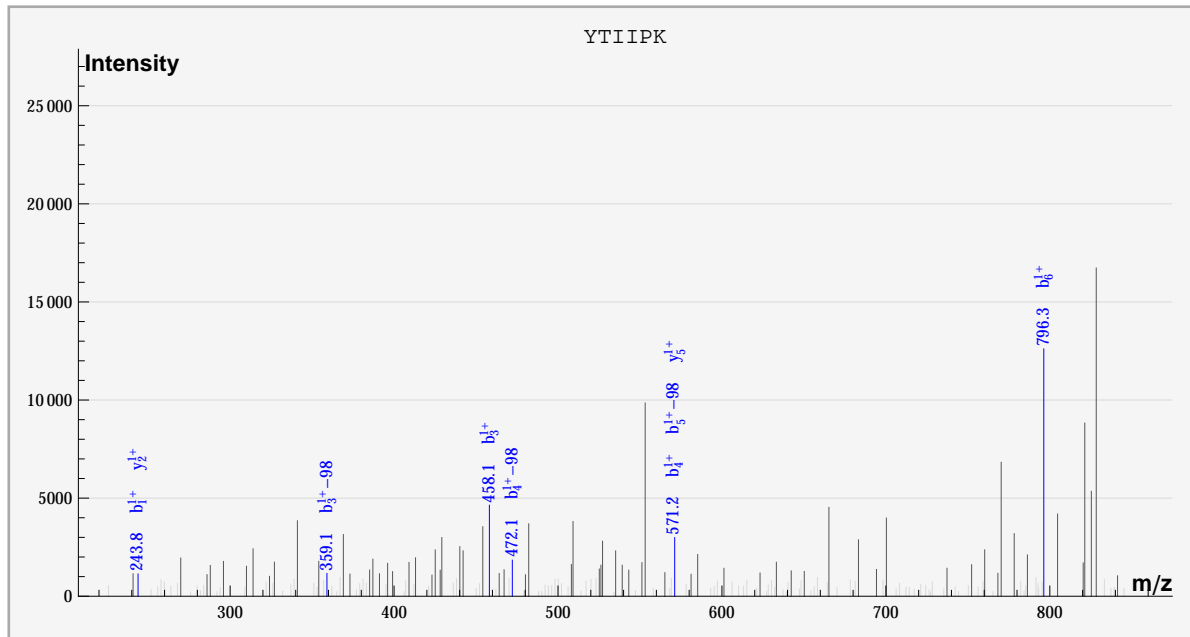
dbValid true YTIIPK PHOS(1) 1. 816. -1.589 5.60153 100. ? 2412.
 S_Acido_new%gi|68567857|gb|AAY80786.1| YTIIPK%:PHOS::::::%sample_2%compd_980



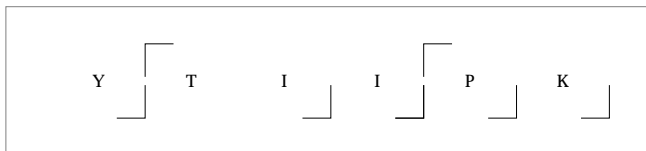
	#	b	b*	#	y	y*	P	P*
Y	1	✓						
T	2			5	✓			
I	3	✓	✓	4				
I	4	✓	✓	3				
P	5	✓	✓	2	✓			
K	6	✓		1				



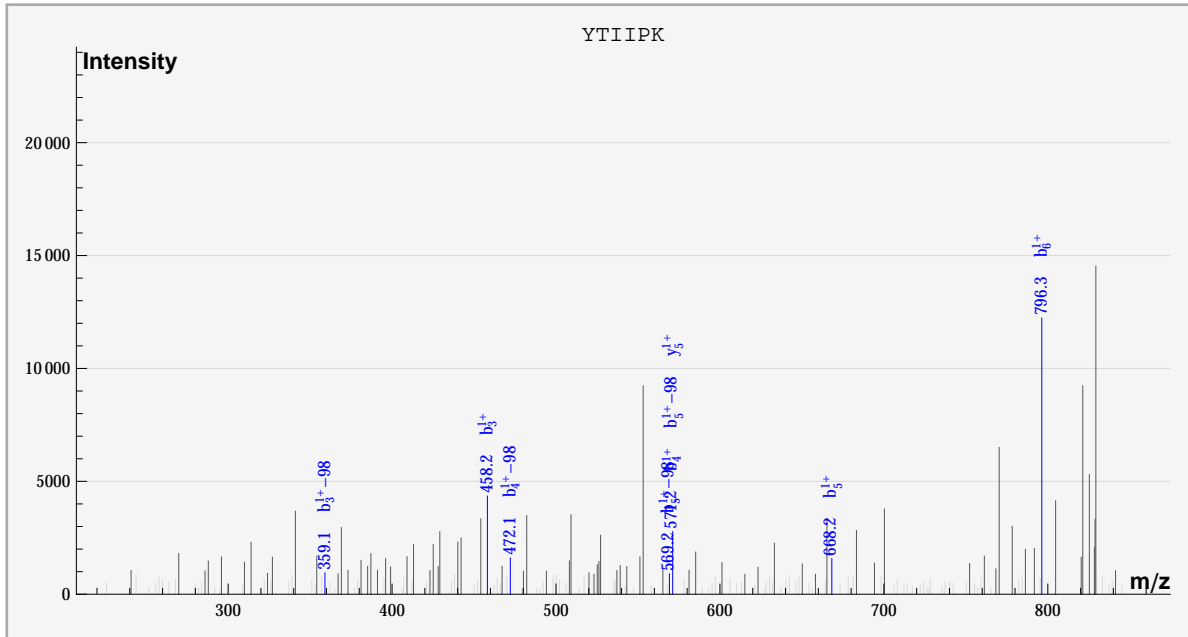
dbValid true YTIIPK PHOS(1) 1. 816. -1.589 5.62311 100. ? 2424.
 S_Acido_new%gi|68567857|gb|AAY80786.1| YTIIPK%:PHOS::::::%sample_2%compd_991



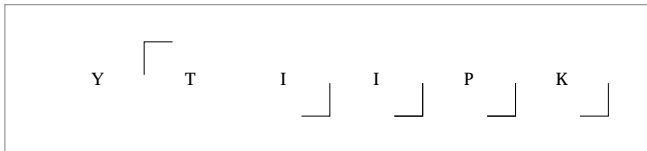
	#	b	b*	#	y	y*	P	P*
Y	1	✓						
T	2			5	✓			
I	3	✓	✓	4				
I	4	✓	✓	3				
P	5		✓	2	✓			
K	6	✓		1				



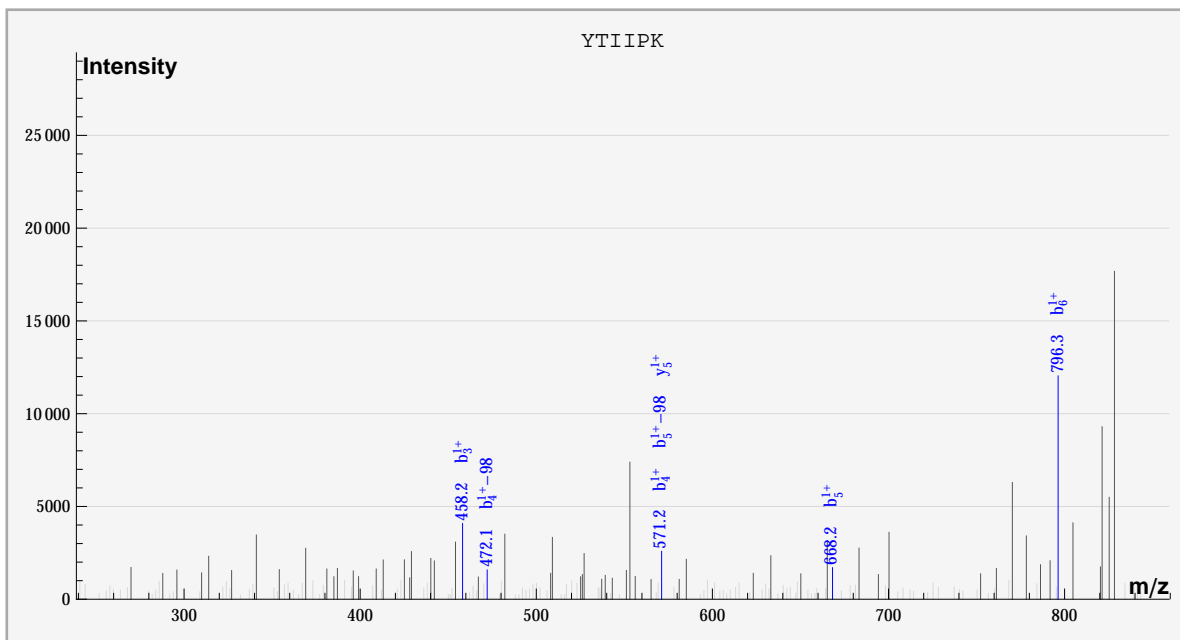
dbValid true YTIIPK PHOS(1) 1. 816. -1.589 5.16698 100. ? 2436.
 S_Acido_new%gi|68567857|gb|AAY80786.1| YTIIPK%:PHOS::::::%sample_2%compd_1001



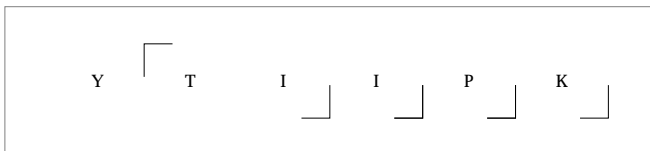
	#	b	b*	#	y	y*	P	P*
Y	1							
T	2			5		✓		
I	3	✓	✓	4				
I	4	✓	✓	3				
P	5	✓	✓	2				
K	6	✓		1				



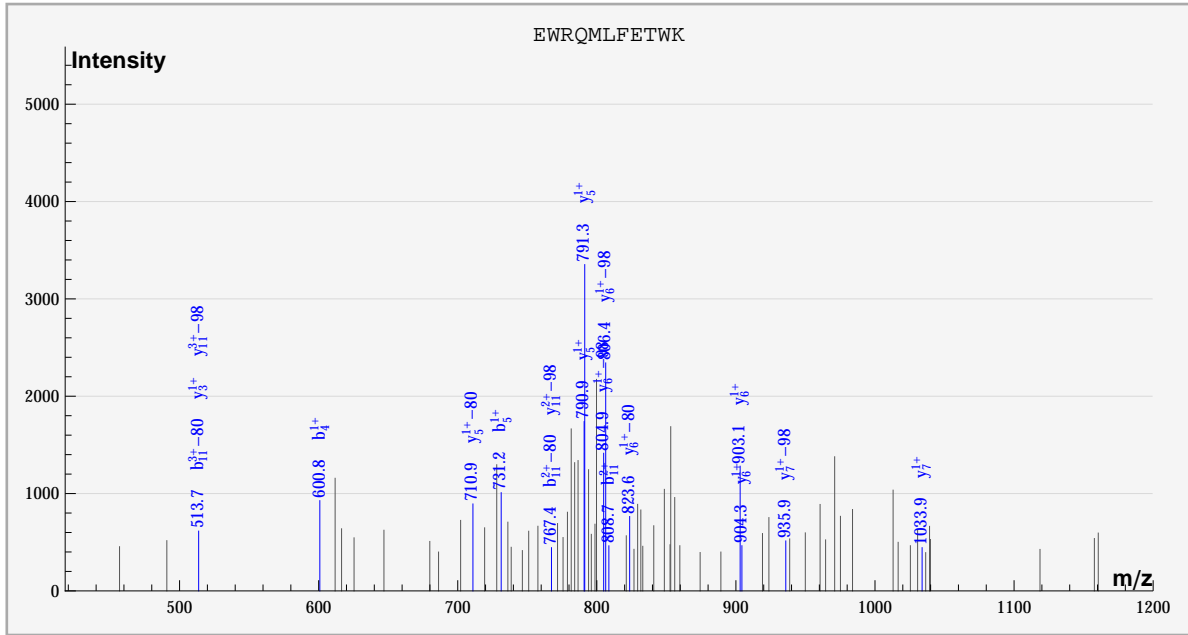
dbValid true YTIIPK PHOS(1) 1. 816. -1.589 5.24102 100. ? 2448.
 S_Acido_new%gi|68567857|gb|AAY80786.1| YTIIPK%:PHOS::::::%sample_2%cmpd_1011



	#	b	b*	#	y	y*	P	P*
Y	1							
T	2			5	✓			
I	3	✓		4				
I	4	✓	✓	3				
P	5	✓	✓	2				
K	6	✓		1				



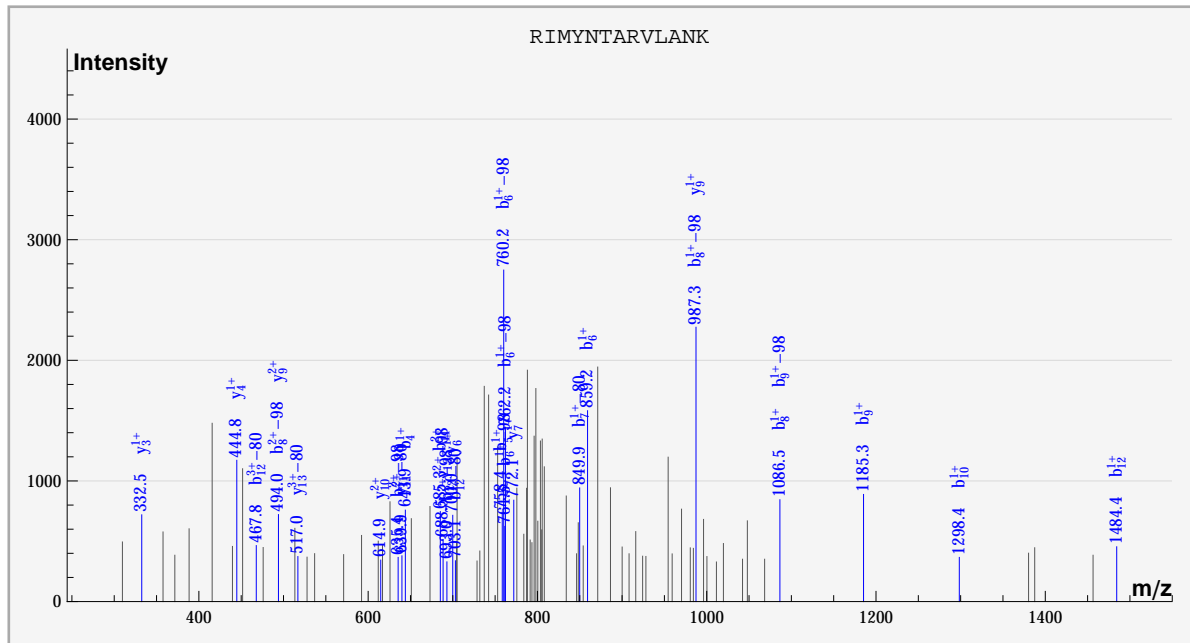
dbValid true EWRQMLFETWK PHOS(1) 2. 816. 1.36526 5.30934 100. ? 3858.
 S_Acido_new%gi|68568658|gb|AAY81587.1| EWRQMLFETWK%:::::PHOS:::sample_1%compd_2376



	#	b	b*	#	y	y*	P	P*
E	1							✓
W	2			10				
R	3			9				
Q	4	✓		8				
M	5	✓		7	✓	✓		
L	6			6	✓	✓		
F	7			5	✓	✓		
E	8			4				
T	9			3	✓			
W	10			2				
K	11	✓	✓	1				

「 E W R Q 」 M 「 L 「 F E 「 T W K 」

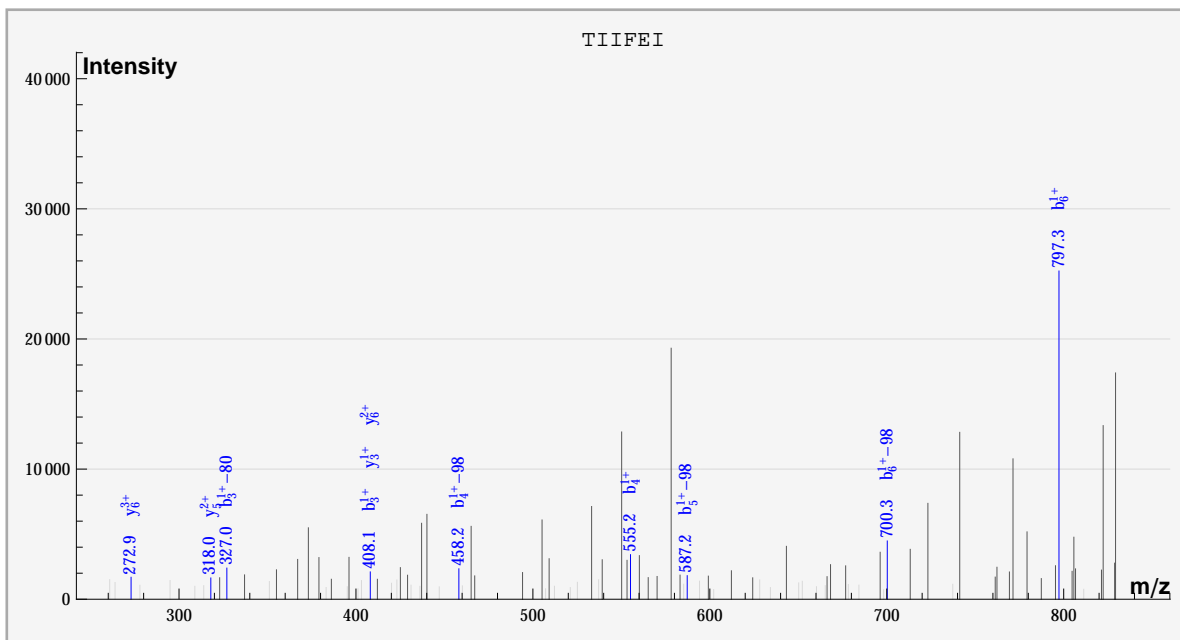
dbValid true RIMYNTARVLANK PHOS(1) 2. 817. -1.58164 5.68741 100. ? 2304.
 S_Acido_new%gii68568689|gb|AAY81618.1| RIMYNTARVLANK%:::PHOS:::sample_1%compd_956



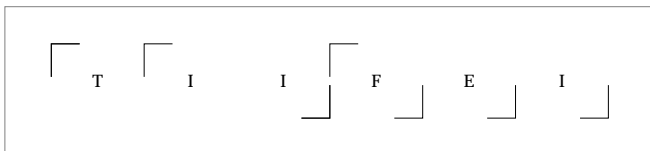
	#	b	b*	#	y	y*	P	P*
R	1							✓
I	2			12		✓		
M	3			11		✓		
Y	4	✓		10	✓			
N	5	✓		9	✓			
T	6	✓	✓	8				
A	7		✓	7	✓			
R	8	✓	✓	6	✓			
V	9	✓	✓	5				
L	10	✓		4	✓			
A	11	✓	✓	3	✓			
N	12	✓	✓	2				
K	13			1				

R I M Y N T A R V L A N K

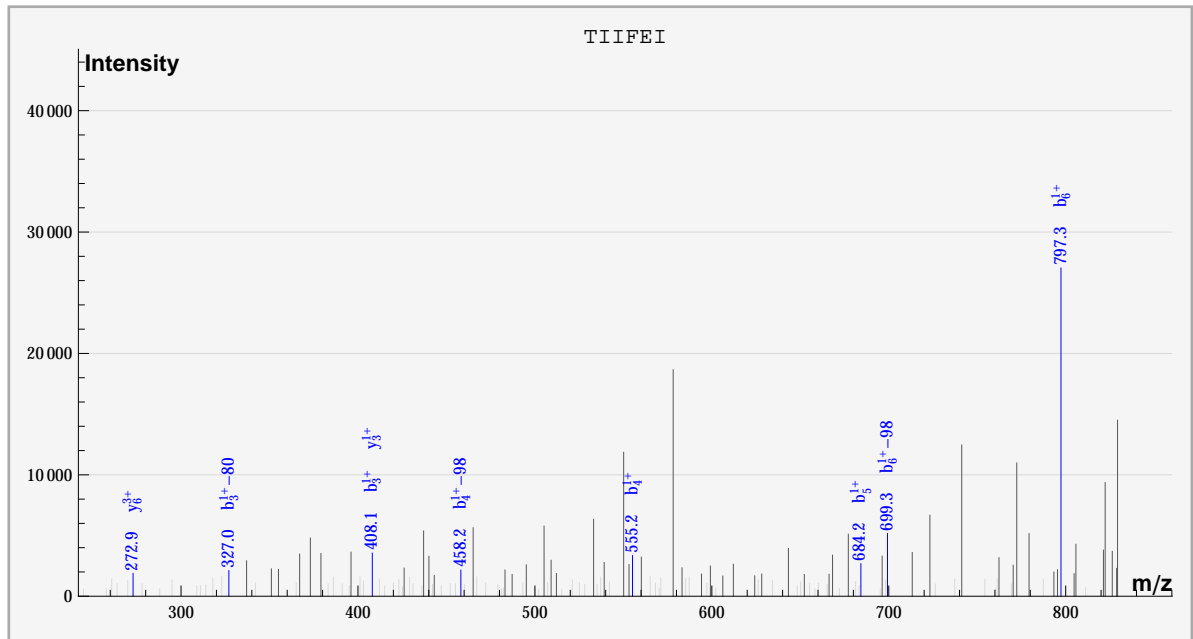
dbValid true TIIFEI PHOS(1) 1. 817. -1.60499 5.87888 100. ? 2526.
 S_Acido_new%gi|68567491|gb|AAY80420.1| TIIFEI%:PHOS::::::%sample_2%compd_1071



	#	b	b*	#	y	y*	P	P*
T	1						✓	
I	2			5	✓			
I	3	✓	✓	4				
F	4	✓	✓	3	✓			
E	5		✓	2				
I	6	✓	✓	1				



dbConflictWinner true TIIFEI PHOS(1) 1. 817. -1.60499 6.7741 100. ?
 2544. S_Acido_new%gi|68567491|gb|AAY80420.1| TIIFEI%:PHOS:::sample_2%cmpd_1091



	#	b	b*	#	y	y*	P	P*
T	1						✓	
I	2			5				
I	3	✓	✓	4				
F	4	✓	✓	3	✓			
E	5	✓		2				
I	6	✓	✓	1				

