

Enantio- and Regioselective CuH-Catalyzed Hydroamination of Alkenes

Shaolin Zhu, Nootaree Niljianskul and Stephen L. Buchwald*

*Department of Chemistry, Massachusetts Institute of Technology, Cambridge,
Massachusetts 02139, United States*

Supporting Information: HPLC spectra

Sample Name: 1-263

S2

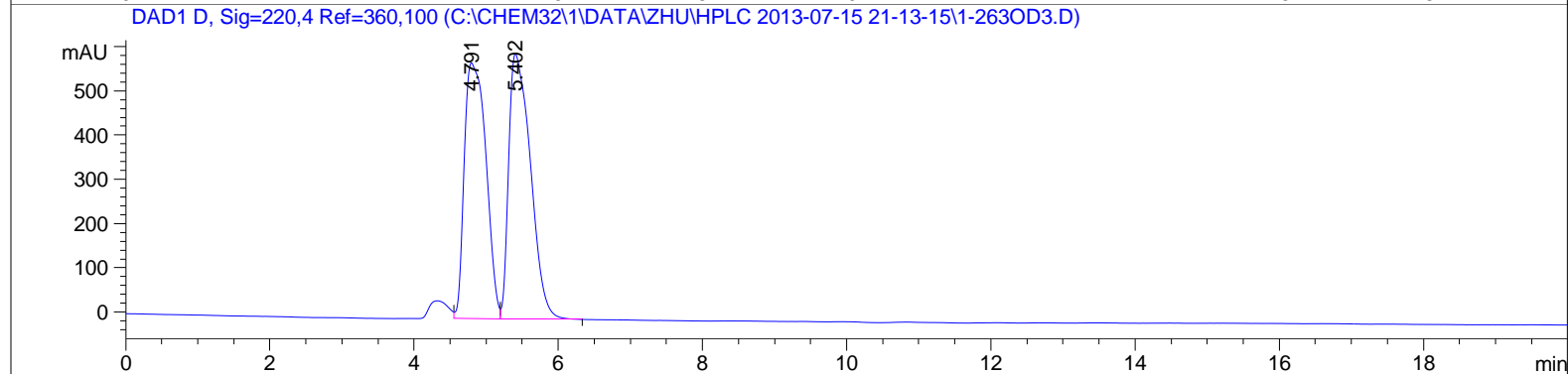
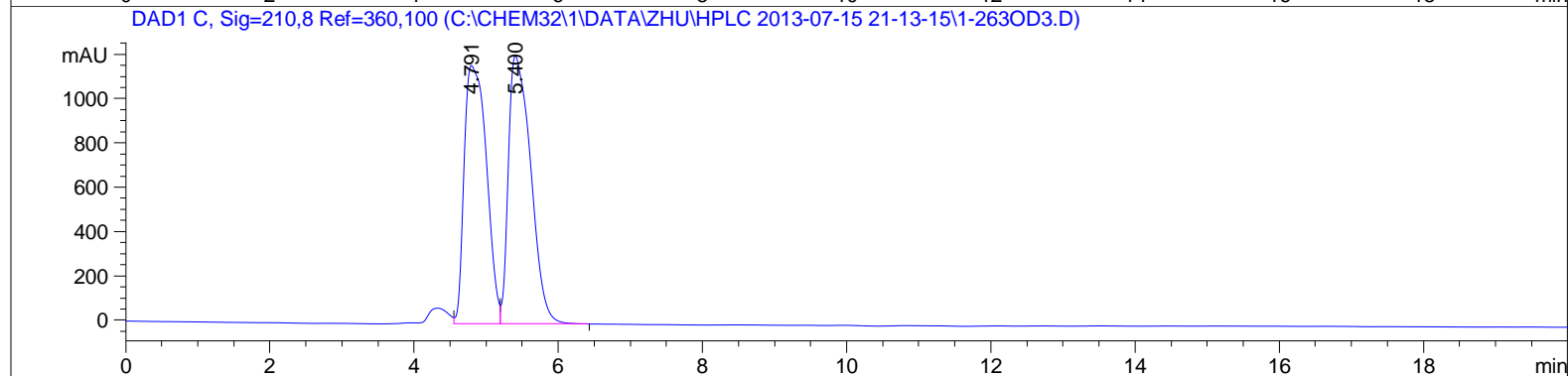
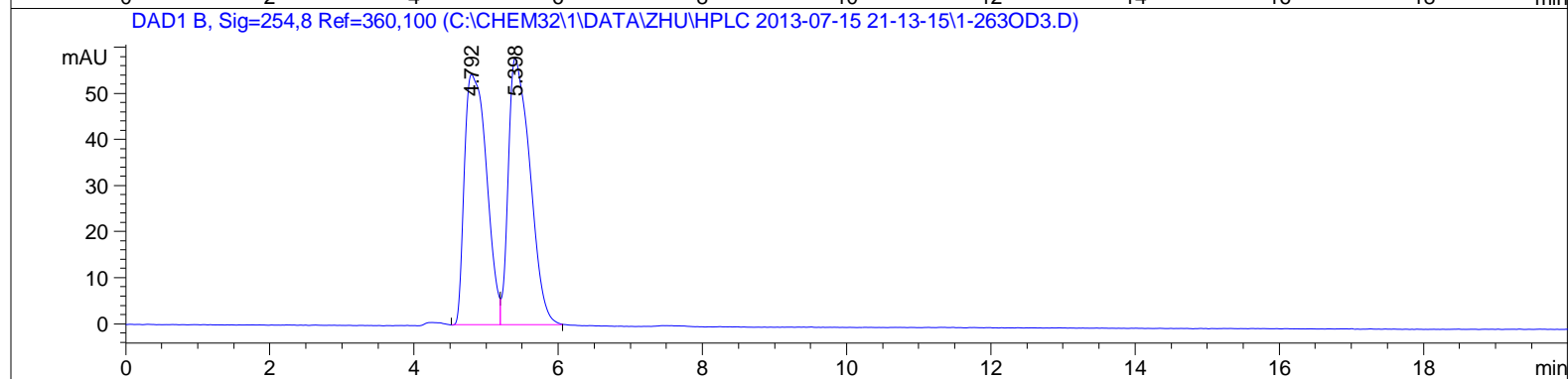
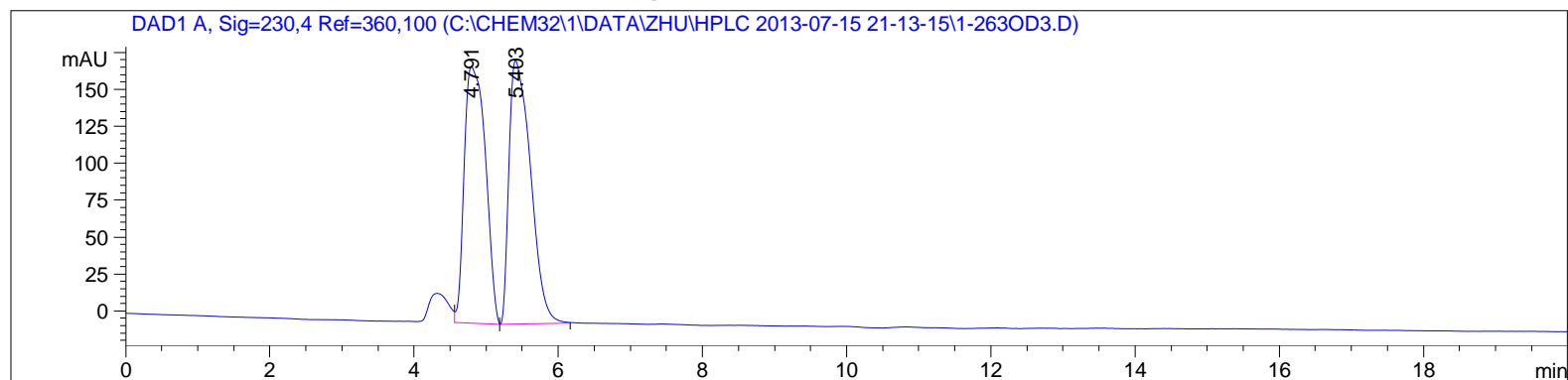


```

=====
Acq. Operator   : SHAOLIN                      Seq. Line :    2
Acq. Instrument : Instrument 1                  Location  : Vial 61
Injection Date  : 7/15/2013 9:39:17 PM        Inj       :    1
                                                    Inj Volume: 5 µl

Acq. Method     : C:\CHEM32\1\DATA\ZHU\HPLC 2013-07-15 21-13-15\AD-H03-30.M
Last changed    : 7/15/2013 9:37:36 PM by SHAOLIN
                  (modified after loading)

Analysis Method : C:\CHEM32\1\METHODS\AD-H20-60ETOH.M
Last changed    : 9/6/2013 7:42:37 PM by SZ
                  (modified after loading)
  
```



Sample Name: 1-263

S3

=====
Area Percent Report
=====

Sorted By : Signal
Multiplier: : 1.0000
Dilution: : 1.0000
Use Multiplier & Dilution Factor with ISTDs

Signal 1: DAD1 A, Sig=230,4 Ref=360,100

Peak #	RetTime [min]	Type	Width [min]	Area [mAU*s]	Height [mAU]	Area %
1	4.791	VV	0.2825	3560.30688	174.18317	48.9500
2	5.403	VB	0.3406	3713.04492	178.58705	51.0500

Totals : 7273.35181 352.77022

Signal 2: DAD1 B, Sig=254,8 Ref=360,100

Peak #	RetTime [min]	Type	Width [min]	Area [mAU*s]	Height [mAU]	Area %
1	4.792	BV	0.2931	1162.15771	54.42521	48.9731
2	5.398	VB	0.2898	1210.89734	57.94513	51.0269

Totals : 2373.05505 112.37035

Signal 3: DAD1 C, Sig=210,8 Ref=360,100

Peak #	RetTime [min]	Type	Width [min]	Area [mAU*s]	Height [mAU]	Area %
1	4.791	VV	0.2964	2.50385e4	1166.43042	49.0237
2	5.400	VB	0.3011	2.60358e4	1209.76929	50.9763

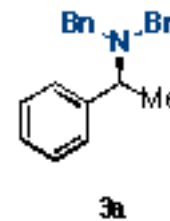
Totals : 5.10743e4 2376.19971

Signal 4: DAD1 D, Sig=220,4 Ref=360,100

Peak #	RetTime [min]	Type	Width [min]	Area [mAU*s]	Height [mAU]	Area %
1	4.791	VV	0.2876	1.20823e4	578.67352	48.9859
2	5.402	VB	0.2927	1.25825e4	599.82678	51.0141

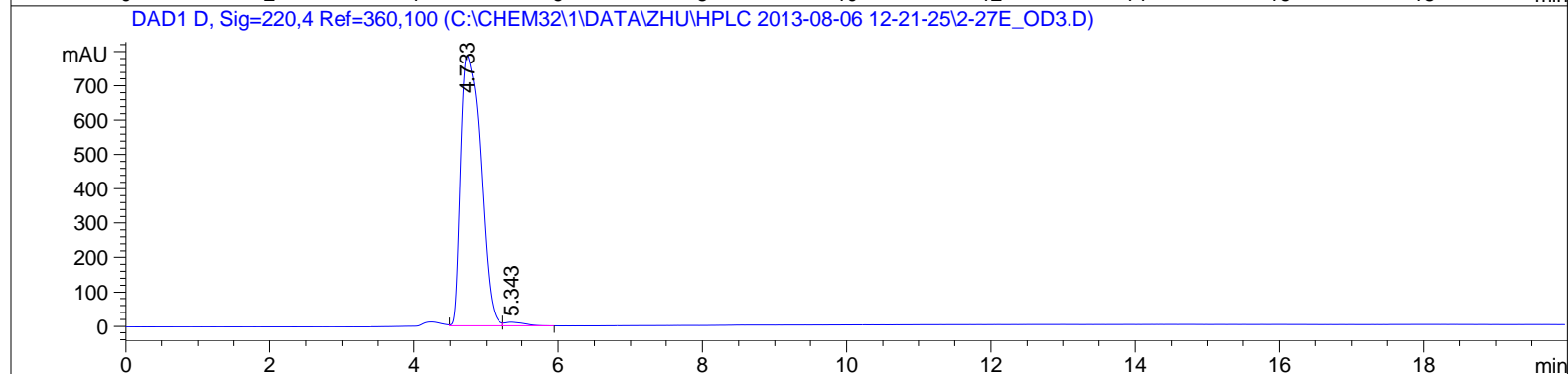
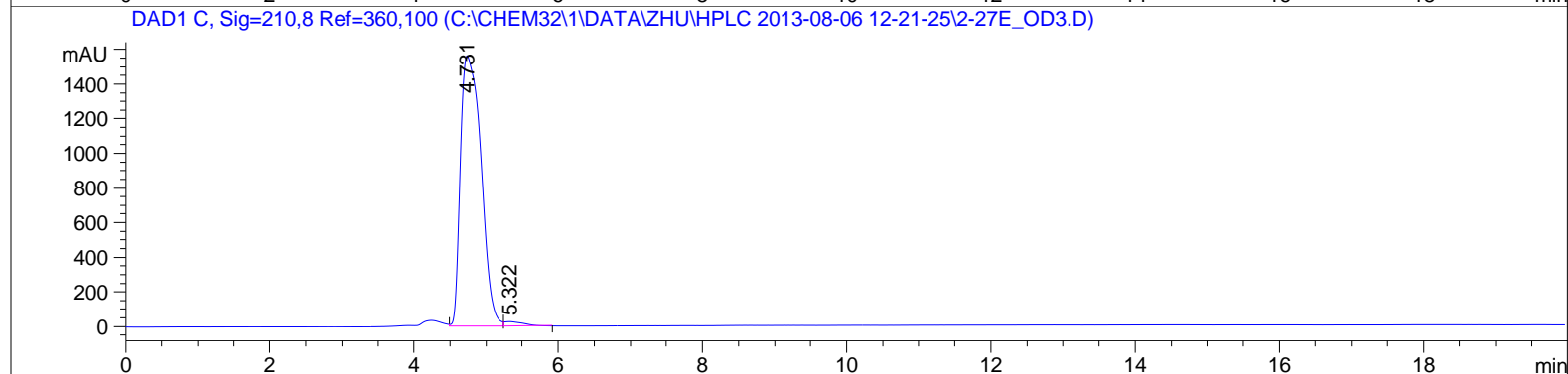
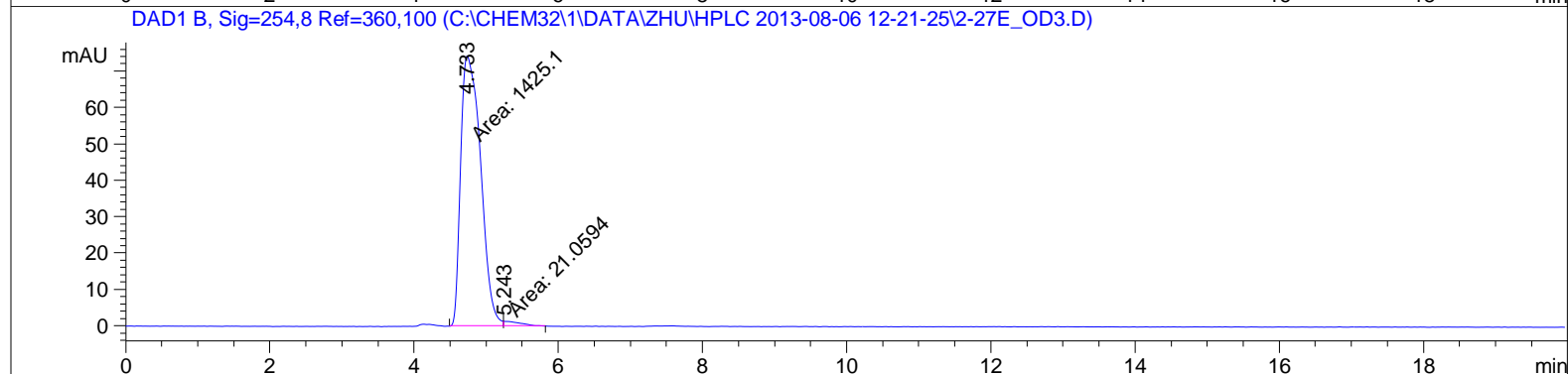
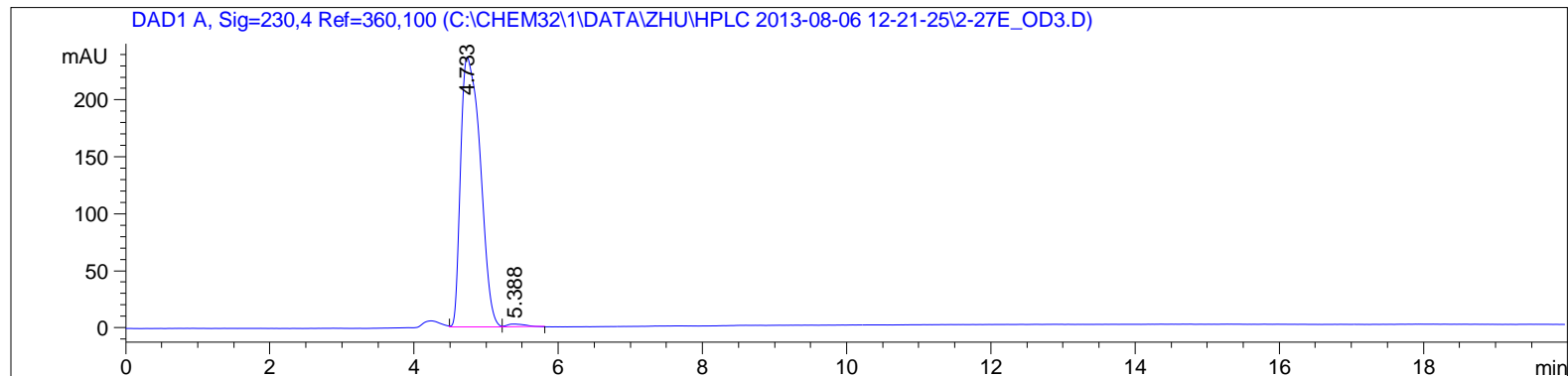
Sample Name: 2-27E

S4



```

=====
Acq. Operator   : RZ                      Seq. Line :    2
Acq. Instrument : Instrument 1             Location  : Vial 61
Injection Date  : 8/6/2013 12:55:02 PM    Inj       :    1
                                           Inj Volume: 5 µl
Different Inj Volume from Sequence !     Actual Inj Volume : 4 µl
Acq. Method    : C:\CHEM32\1\DATA\ZHU\HPLC 2013-08-06 12-21-25\AD-H03-30.M
Last changed   : 8/6/2013 12:59:24 PM by RZ
                                           (modified after loading)
Analysis Method : C:\CHEM32\1\METHODS\AD-H20-60ETOH.M
Last changed   : 9/6/2013 7:42:37 PM by SZ
                                           (modified after loading)
    
```



Sample Name: 2-27E

S5

=====
Area Percent Report
=====

Sorted By : Signal
Multiplier: : 1.0000
Dilution: : 1.0000
Use Multiplier & Dilution Factor with ISTDs

Signal 1: DAD1 A, Sig=230,4 Ref=360,100

Peak #	RetTime [min]	Type	Width [min]	Area [mAU*s]	Height [mAU]	Area %
1	4.733	VV	0.2684	4479.54980	237.15596	98.8905
2	5.388	VB	0.2378	50.25723	2.61964	1.1095

Totals : 4529.80703 239.77560

Signal 2: DAD1 B, Sig=254,8 Ref=360,100

Peak #	RetTime [min]	Type	Width [min]	Area [mAU*s]	Height [mAU]	Area %
1	4.733	MF	0.3200	1425.10229	74.21910	98.5438
2	5.243	FM	0.2727	21.05941	1.28721	1.4562

Totals : 1446.16170 75.50631

Signal 3: DAD1 C, Sig=210,8 Ref=360,100

Peak #	RetTime [min]	Type	Width [min]	Area [mAU*s]	Height [mAU]	Area %
1	4.731	VV	0.2749	3.09270e4	1562.89551	98.4319
2	5.322	VB	0.2529	492.67841	26.49555	1.5681

Totals : 3.14197e4 1589.39106

Signal 4: DAD1 D, Sig=220,4 Ref=360,100

Peak #	RetTime [min]	Type	Width [min]	Area [mAU*s]	Height [mAU]	Area %
1	4.733	VV	0.2745	1.51902e4	789.30701	98.5569
2	5.343	VB	0.2649	222.42047	11.33696	1.4431

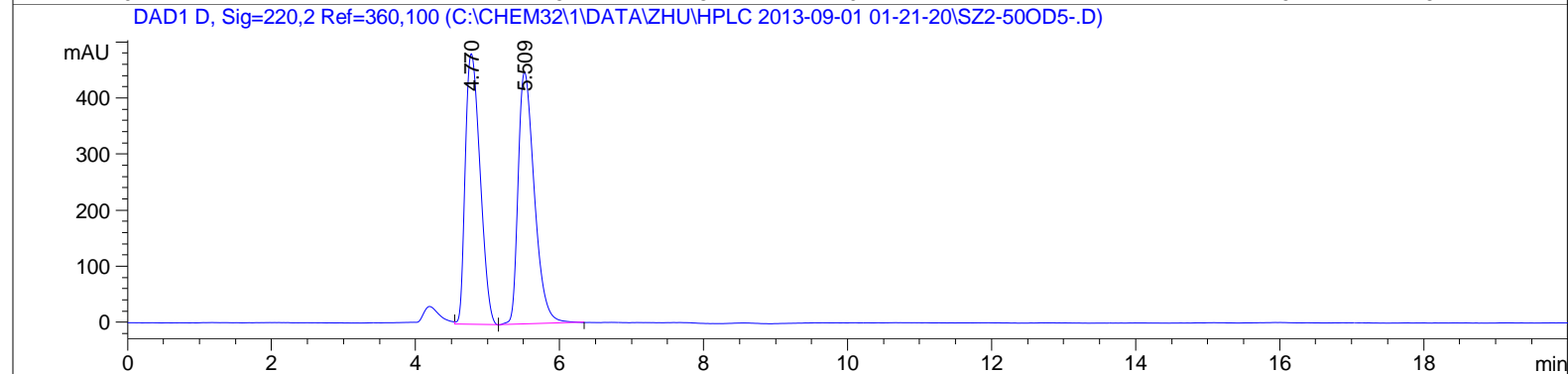
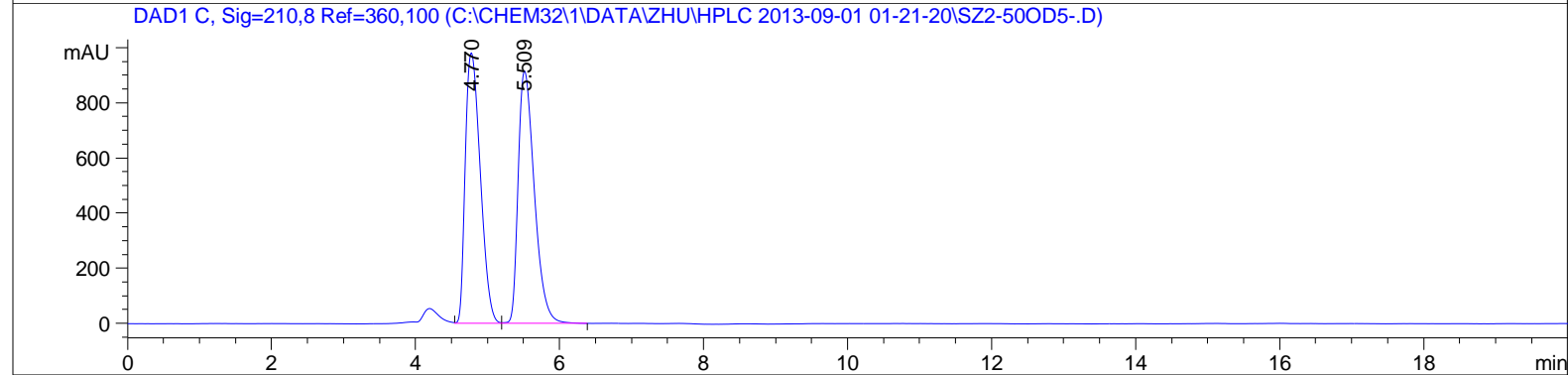
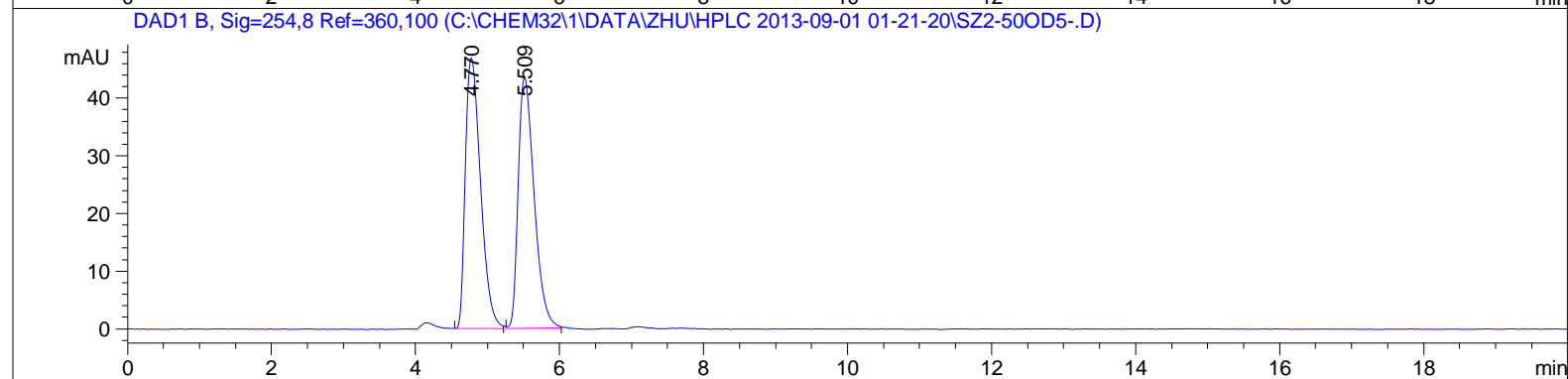
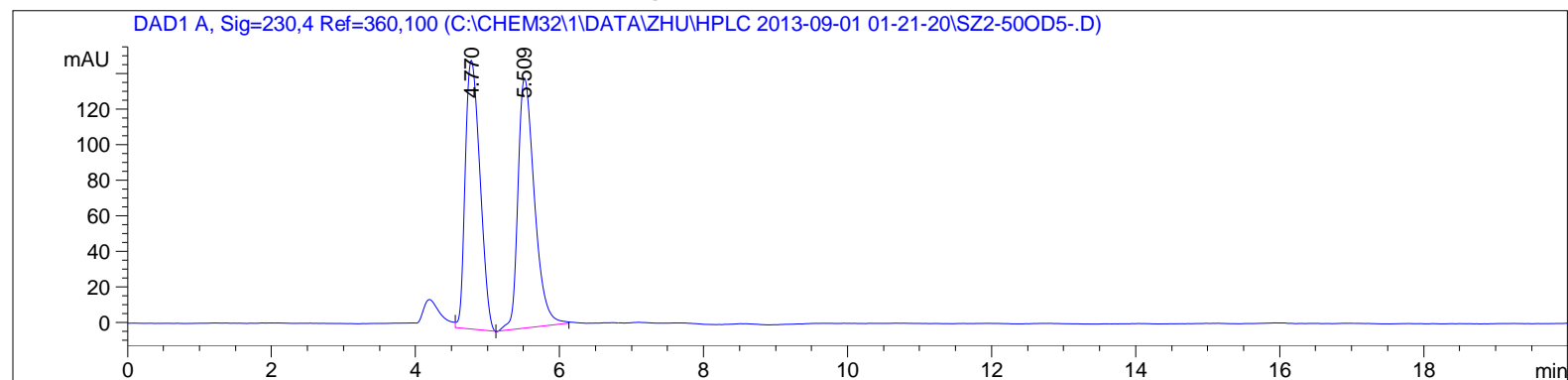
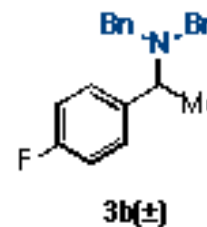
Sample Name: 2-50RAC

S6

=====

Acq. Operator : sz	Seq. Line : 6
Acq. Instrument : Instrument 1	Location : Vial 63
Injection Date : 9/1/2013 3:59:30 AM	Inj : 1
	Inj Volume : 5 μ l
Different Inj Volume from Sequence !	Actual Inj Volume : 4 μ l
Acq. Method : C:\CHEM32\1\DATA\ZHU\HPLC 2013-09-01 01-21-20\AD-H05-30.M	
Last changed : 8/7/2013 11:47:17 AM by RZ	
Analysis Method : C:\CHEM32\1\METHODS\AD-H20-60ETOH.M	
Last changed : 9/6/2013 1:11:38 PM by SZ	

(modified after loading)



S7

=====
Area Percent Report
=====

Sorted By : Signal
Multiplier: : 1.0000
Dilution: : 1.0000
Use Multiplier & Dilution Factor with ISTDs

Signal 1: DAD1 A, Sig=230,4 Ref=360,100

Peak #	RetTime [min]	Type	Width [min]	Area [mAU*s]	Height [mAU]	Area %
1	4.770	VV	0.2281	2149.88647	151.04256	48.8397
2	5.509	VB	0.2468	2252.04175	140.65727	51.1603

Totals : 4401.92822 291.69983

Signal 2: DAD1 B, Sig=254,8 Ref=360,100

Peak #	RetTime [min]	Type	Width [min]	Area [mAU*s]	Height [mAU]	Area %
1	4.770	BB	0.2314	689.57166	46.92942	50.7342
2	5.509	BB	0.2395	669.61285	43.51652	49.2658

Totals : 1359.18451 90.44594

Signal 3: DAD1 C, Sig=210,8 Ref=360,100

Peak #	RetTime [min]	Type	Width [min]	Area [mAU*s]	Height [mAU]	Area %
1	4.770	VV	0.2313	1.42485e4	982.05505	49.8634
2	5.509	VB	0.2444	1.43265e4	916.38263	50.1366

Totals : 2.85750e4 1898.43768

Signal 4: DAD1 D, Sig=220,2 Ref=360,100

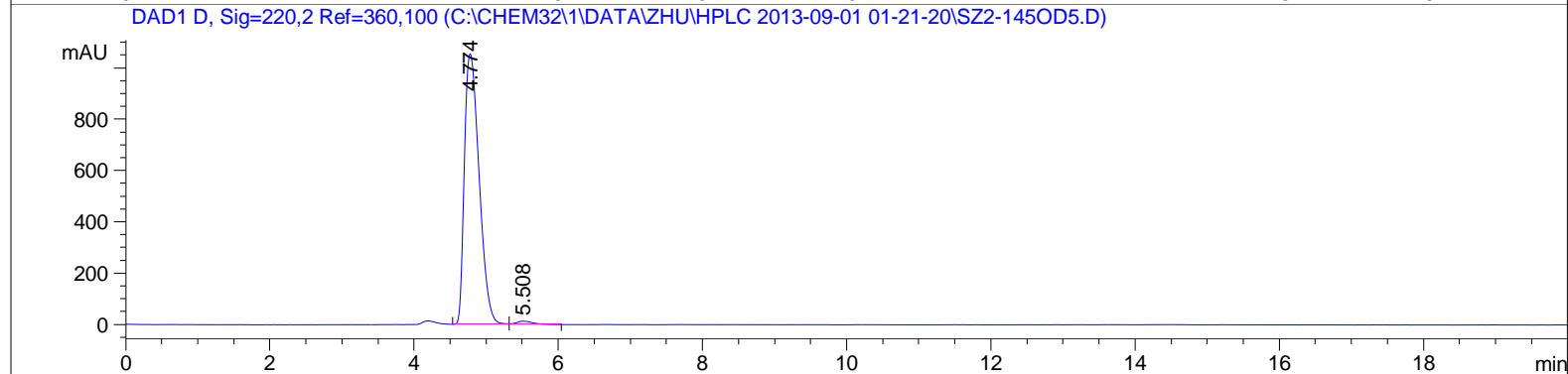
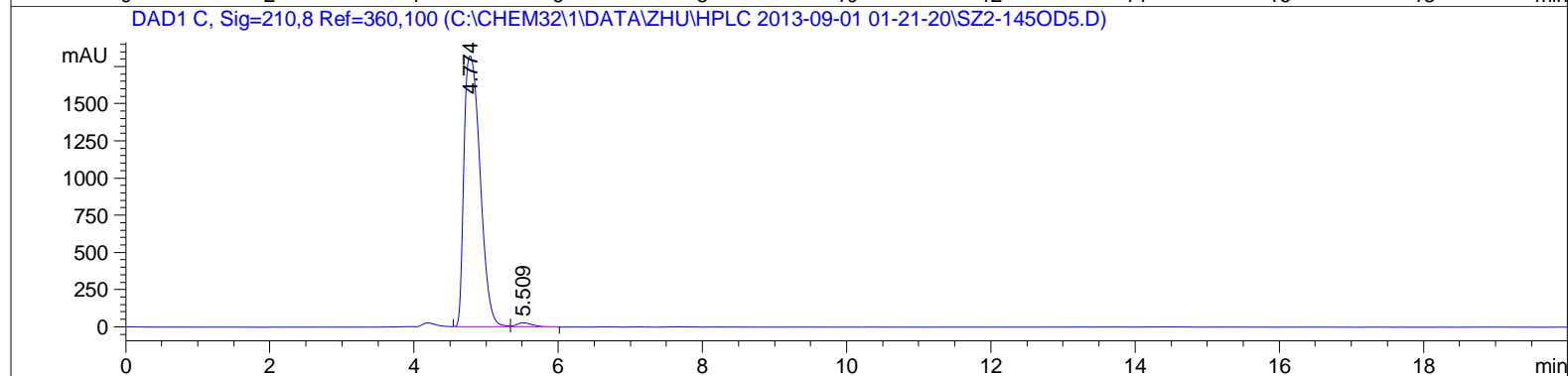
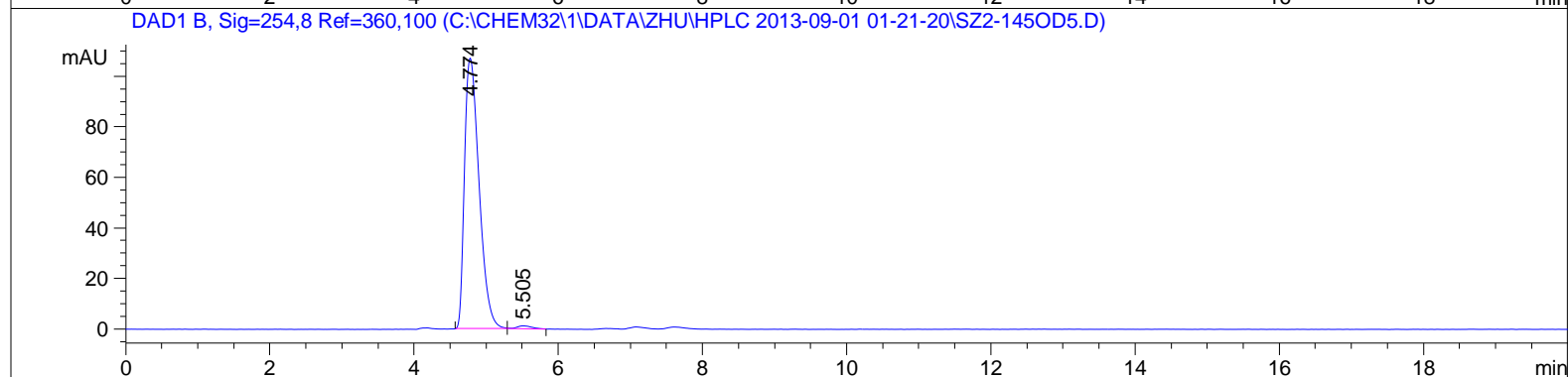
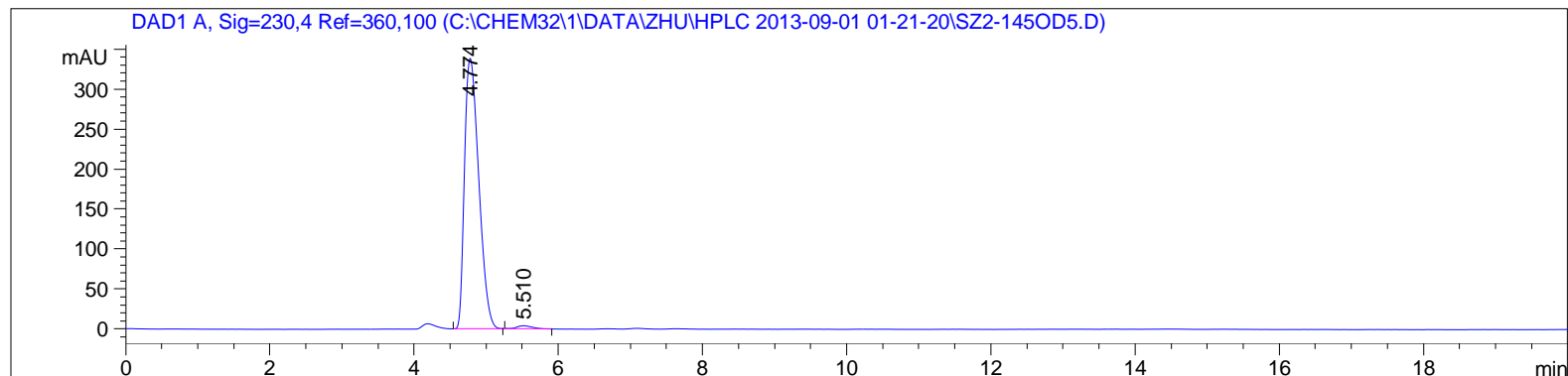
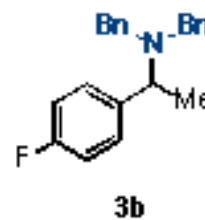
Peak #	RetTime [min]	Type	Width [min]	Area [mAU*s]	Height [mAU]	Area %
1	4.770	VV	0.2285	6886.47021	482.64758	49.3136
2	5.509	VB	0.2435	7078.18701	449.98068	50.6864

Sample Name: 2-145

S8

=====

Acq. Operator	: sz	Seq. Line	: 4
Acq. Instrument	: Instrument 1	Location	: Vial 62
Injection Date	: 9/1/2013 2:56:41 AM	Inj	: 1
		Inj Volume	: 5 µl
Different Inj Volume from Sequence !		Actual Inj Volume	: 4 µl
Acq. Method	: C:\CHEM32\1\DATA\ZHU\HPLC 2013-09-01 01-21-20\AD-H05-30.M		
Last changed	: 8/7/2013 11:47:17 AM by RZ		
Analysis Method	: C:\CHEM32\1\METHODS\AD-H20-60ETOH.M		
Last changed	: 9/6/2013 1:11:38 PM by SZ		
	(modified after loading)		



Sample Name: 2-145

S9

=====
Area Percent Report
=====

Sorted By : Signal
Multiplier: : 1.0000
Dilution: : 1.0000
Use Multiplier & Dilution Factor with ISTDs

Signal 1: DAD1 A, Sig=230,4 Ref=360,100

Peak #	RetTime [min]	Type	Width [min]	Area [mAU*s]	Height [mAU]	Area %
1	4.774	VB	0.2188	4664.47070	338.51404	98.5342
2	5.510	BB	0.2377	69.38777	4.13758	1.4658

Totals : 4733.85847 342.65162

Signal 2: DAD1 B, Sig=254,8 Ref=360,100

Peak #	RetTime [min]	Type	Width [min]	Area [mAU*s]	Height [mAU]	Area %
1	4.774	BB	0.2202	1508.68457	107.20237	98.6565
2	5.505	BB	0.2189	20.54478	1.28252	1.3435

Totals : 1529.22935 108.48489

Signal 3: DAD1 C, Sig=210,8 Ref=360,100

Peak #	RetTime [min]	Type	Width [min]	Area [mAU*s]	Height [mAU]	Area %
1	4.774	VV	0.2520	2.84310e4	1822.87952	98.3950
2	5.509	VB	0.2429	463.77542	28.63951	1.6050

Totals : 2.88948e4 1851.51903

Signal 4: DAD1 D, Sig=220,2 Ref=360,100

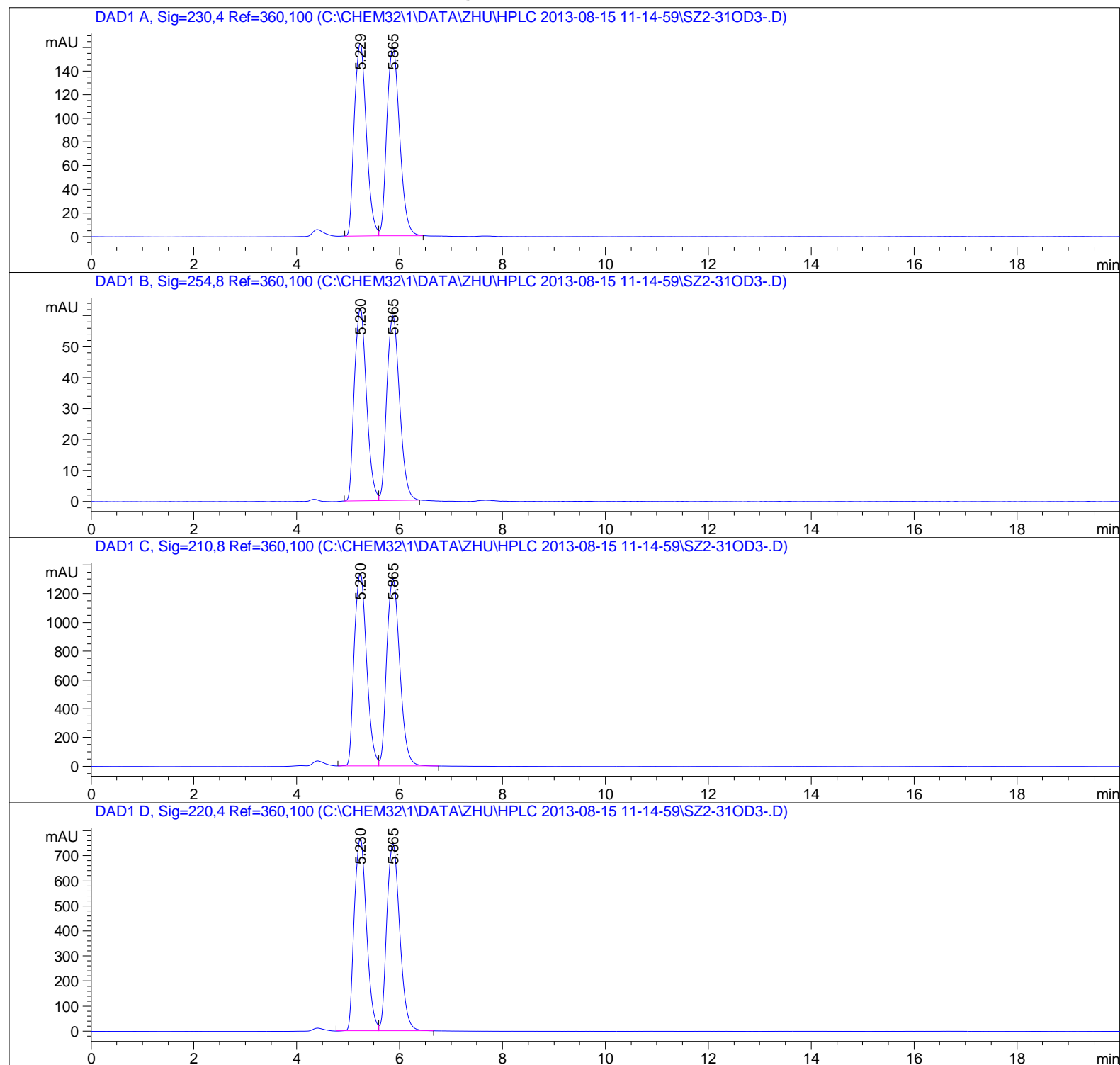
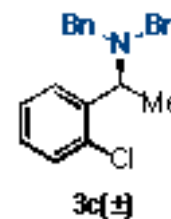
Peak #	RetTime [min]	Type	Width [min]	Area [mAU*s]	Height [mAU]	Area %
1	4.774	VV	0.2255	1.49723e4	1055.58362	98.5591
2	5.508	VB	0.2452	218.88734	13.35889	1.4409

Sample Name: 2-31rac

S10

=====

Acq. Operator	: SZ	Seq. Line	: 8
Acq. Instrument	: Instrument 1	Location	: Vial 64
Injection Date	: 8/15/2013 2:56:14 PM	Inj	: 1
		Inj Volume	: 5 µl
Different Inj Volume from Sequence !		Actual Inj Volume	: 4 µl
Acq. Method	: C:\CHEM32\1\DATA\ZHU\HPLC 2013-08-15 11-14-59\AD-H03-30.M		
Last changed	: 7/15/2013 8:52:24 PM by SHU		
Analysis Method	: C:\CHEM32\1\METHODS\AD-H20-60ETOH.M		
Last changed	: 9/6/2013 1:11:38 PM by SZ		
	(modified after loading)		



S11

=====
Area Percent Report
=====

Sorted By : Signal
Multiplier: : 1.0000
Dilution: : 1.0000
Use Multiplier & Dilution Factor with ISTDs

Signal 1: DAD1 A, Sig=230,4 Ref=360,100

Peak #	RetTime [min]	Type	Width [min]	Area [mAU*s]	Height [mAU]	Area %
1	5.229	BV	0.2634	2656.13452	163.59393	48.8958
2	5.865	VB	0.2764	2776.10547	160.01079	51.1042

Totals : 5432.23999 323.60472

Signal 2: DAD1 B, Sig=254,8 Ref=360,100

Peak #	RetTime [min]	Type	Width [min]	Area [mAU*s]	Height [mAU]	Area %
1	5.230	BV	0.2645	1018.62762	62.36912	49.7150
2	5.865	VB	0.2753	1030.30859	59.71028	50.2850

Totals : 2048.93622 122.07940

Signal 3: DAD1 C, Sig=210,8 Ref=360,100

Peak #	RetTime [min]	Type	Width [min]	Area [mAU*s]	Height [mAU]	Area %
1	5.230	VV	0.2704	2.24106e4	1344.60706	49.3833
2	5.865	VB	0.2820	2.29703e4	1300.78674	50.6167

Totals : 4.53809e4 2645.39380

Signal 4: DAD1 D, Sig=220,4 Ref=360,100

Peak #	RetTime [min]	Type	Width [min]	Area [mAU*s]	Height [mAU]	Area %
1	5.230	VV	0.2657	1.26919e4	772.27026	49.2844
2	5.865	VB	0.2799	1.30605e4	747.18628	50.7156

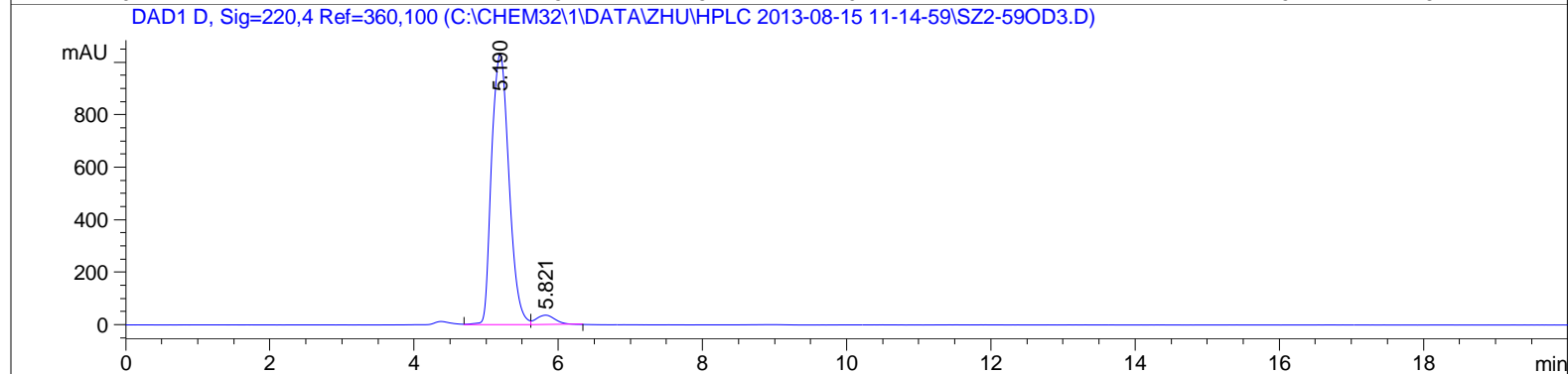
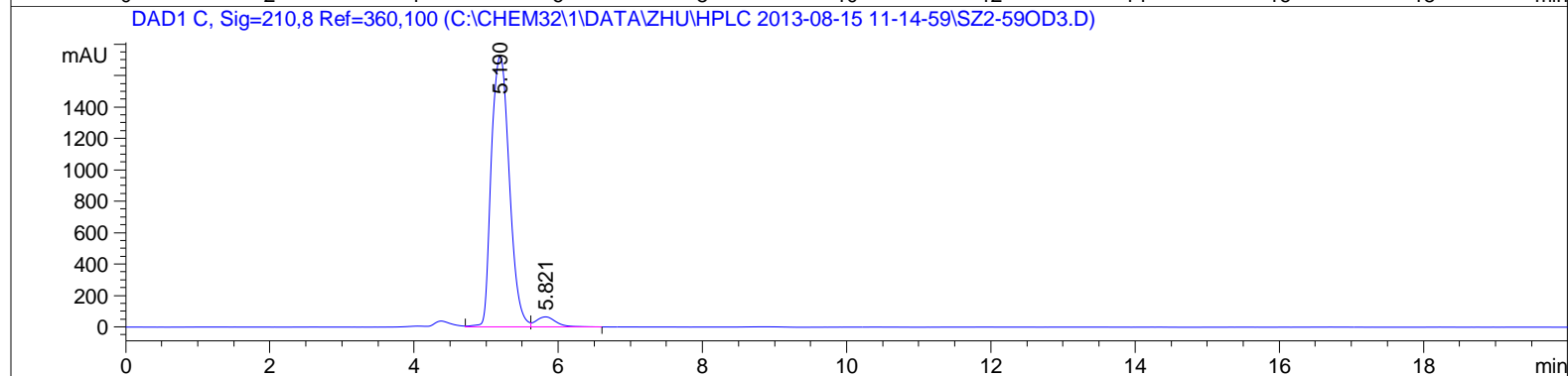
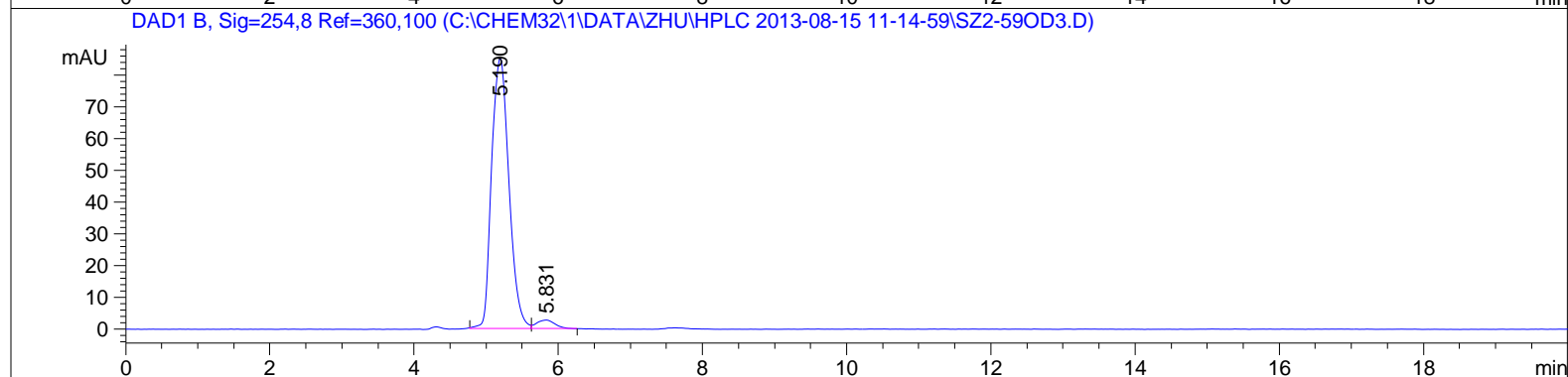
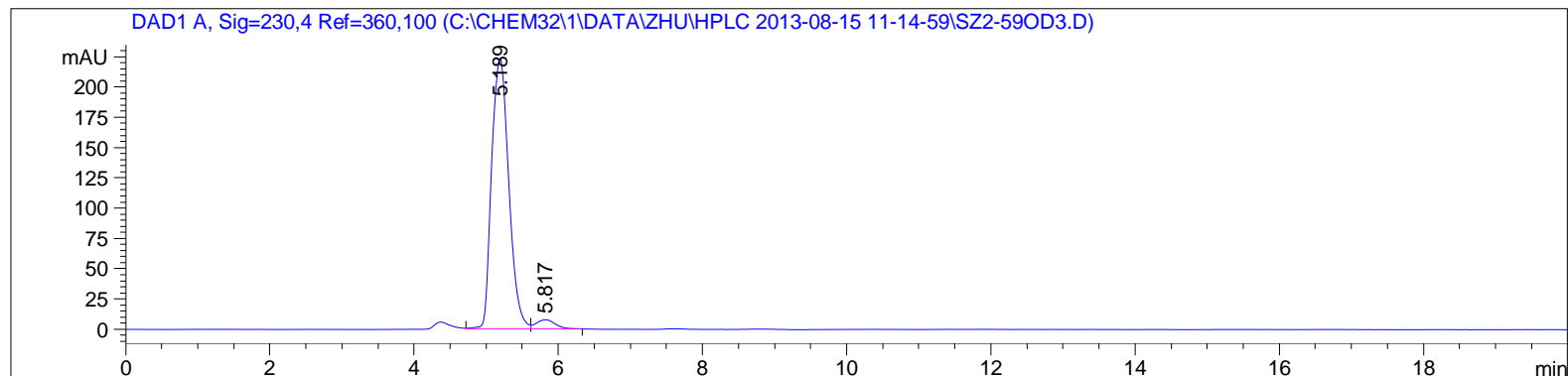
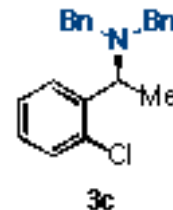
Sample Name: 2-59

S12

=====

Acq. Operator : SZ	Seq. Line : 6
Acq. Instrument : Instrument 1	Location : Vial 63
Injection Date : 8/15/2013 1:53:31 PM	Inj : 1
	Inj Volume : 5 µl
Different Inj Volume from Sequence !	Actual Inj Volume : 4 µl
Acq. Method : C:\CHEM32\1\DATA\ZHU\HPLC 2013-08-15 11-14-59\AD-H03-30.M	
Last changed : 7/15/2013 8:52:24 PM by SHU	
Analysis Method : C:\CHEM32\1\METHODS\AD-H20-60ETOH.M	
Last changed : 9/6/2013 1:11:38 PM by SZ	

(modified after loading)



Sample Name: 2-59

S13

=====
Area Percent Report
=====

Sorted By : Signal
Multiplier: : 1.0000
Dilution: : 1.0000
Use Multiplier & Dilution Factor with ISTDs

Signal 1: DAD1 A, Sig=230,4 Ref=360,100

Peak #	RetTime [min]	Type	Width [min]	Area [mAU*s]	Height [mAU]	Area %
1	5.189	VV	0.2655	3707.01343	223.51379	96.2041
2	5.817	VB	0.2882	146.26677	7.74800	3.7959

Totals : 3853.28020 231.26179

Signal 2: DAD1 B, Sig=254,8 Ref=360,100

Peak #	RetTime [min]	Type	Width [min]	Area [mAU*s]	Height [mAU]	Area %
1	5.190	BV	0.2671	1423.92590	85.15365	96.6429
2	5.831	VB	0.2743	49.46318	2.74400	3.3571

Totals : 1473.38908 87.89765

Signal 3: DAD1 C, Sig=210,8 Ref=360,100

Peak #	RetTime [min]	Type	Width [min]	Area [mAU*s]	Height [mAU]	Area %
1	5.190	VV	0.2825	2.99501e4	1725.35486	95.9819
2	5.821	VB	0.2988	1253.80298	64.50181	4.0181

Totals : 3.12039e4 1789.85667

Signal 4: DAD1 D, Sig=220,4 Ref=360,100

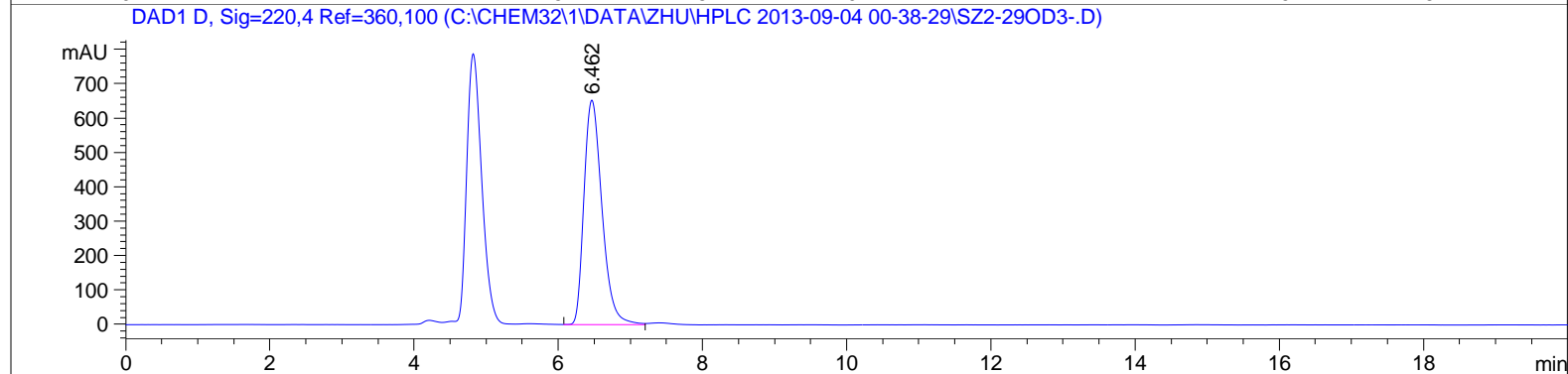
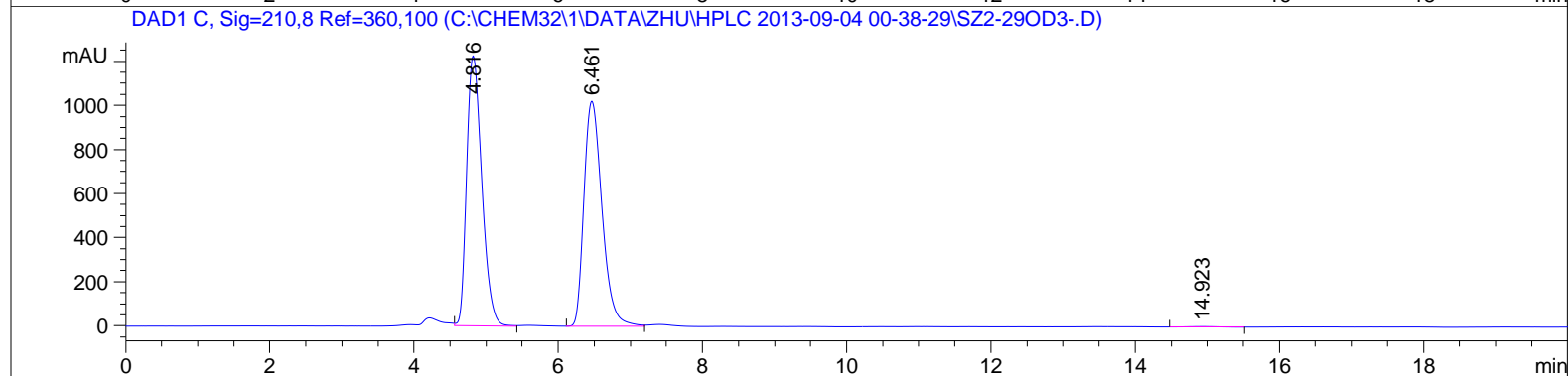
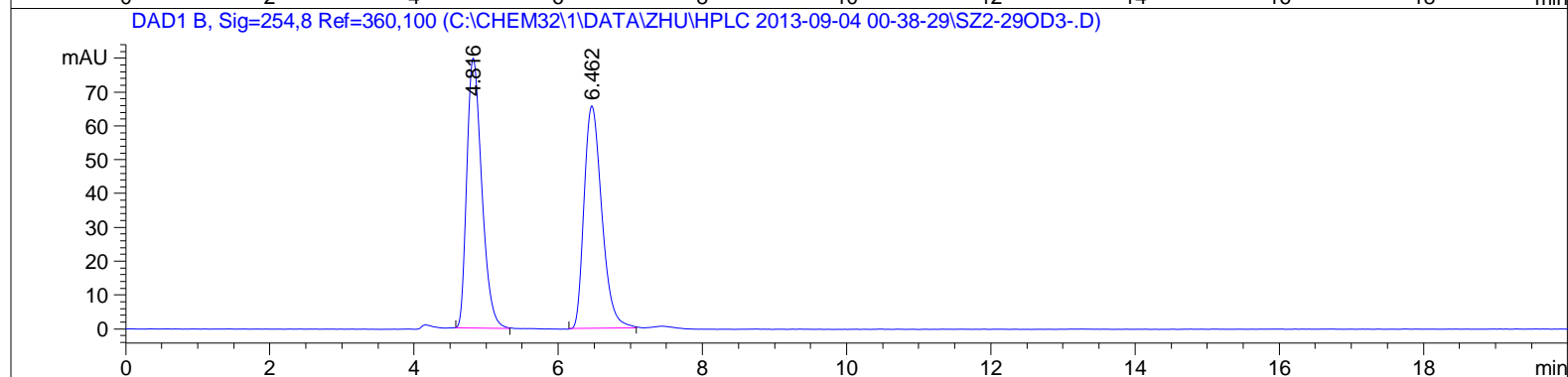
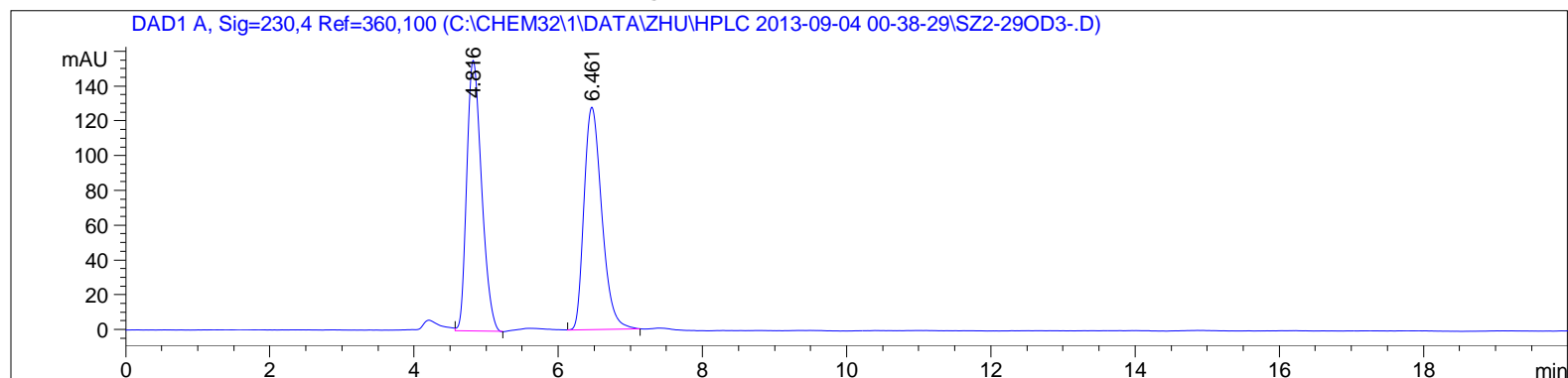
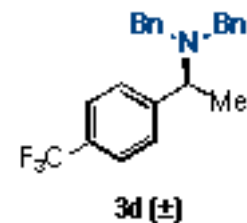
Peak #	RetTime [min]	Type	Width [min]	Area [mAU*s]	Height [mAU]	Area %
1	5.190	VV	0.2713	1.72853e4	1032.45752	96.2563
2	5.821	VB	0.2900	672.28064	35.97680	3.7437

Sample Name: 2-29RAC

S14

```

=====
Acq. Operator   : SZ                               Seq. Line :   14
Acq. Instrument : Instrument 1                     Location  : Vial 64
Injection Date  : 9/4/2013 7:18:30 AM             Inj       :    1
                                                    Inj Volume: 5 µl
Different Inj Volume from Sequence !      Actual Inj Volume : 4 µl
Acq. Method    : C:\CHEM32\1\DATA\ZHU\HPLC 2013-09-04 00-38-29\AD-H03-30.M
Last changed   : 7/15/2013 8:52:24 PM by SHU
Analysis Method: C:\CHEM32\1\METHODS\AD-H20-60ETOH.M
Last changed   : 9/6/2013 1:11:38 PM by SZ
                (modified after loading)
  
```



S15

=====
Area Percent Report
=====

Sorted By : Signal
Multiplier: : 1.0000
Dilution: : 1.0000
Use Multiplier & Dilution Factor with ISTDs

Signal 1: DAD1 A, Sig=230,4 Ref=360,100

Peak #	RetTime [min]	Type	Width [min]	Area [mAU*s]	Height [mAU]	Area %
1	4.816	VV	0.2247	2224.15674	155.65816	50.2380
2	6.461	BB	0.2686	2203.08594	128.12843	49.7620

Totals : 4427.24268 283.78659

Signal 2: DAD1 B, Sig=254,8 Ref=360,100

Peak #	RetTime [min]	Type	Width [min]	Area [mAU*s]	Height [mAU]	Area %
1	4.816	BB	0.2241	1150.32434	79.83385	50.4896
2	6.462	BB	0.2659	1128.01599	65.84871	49.5104

Totals : 2278.34033 145.68256

Signal 3: DAD1 C, Sig=210,8 Ref=360,100

Peak #	RetTime [min]	Type	Width [min]	Area [mAU*s]	Height [mAU]	Area %
1	4.816	VB	0.2286	1.79337e4	1226.34082	50.0927
2	6.461	BV	0.2715	1.78182e4	1021.42981	49.7701
3	14.923	BB	0.3320	49.10438	1.79023	0.1372

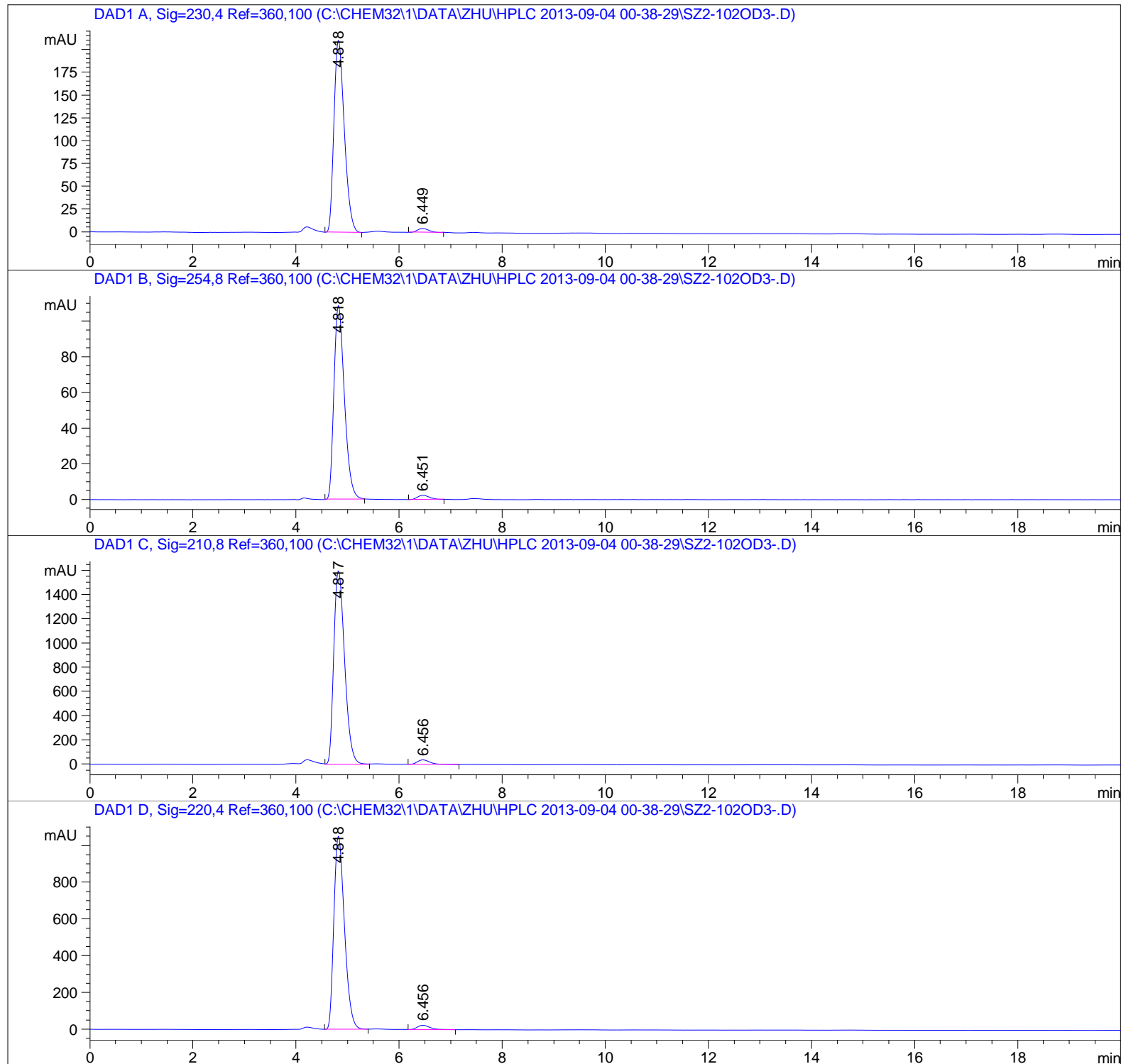
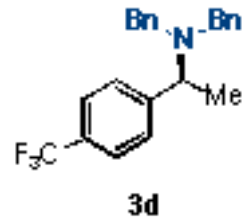
Totals : 3.58010e4 2249.56086

Signal 4: DAD1 D, Sig=220,4 Ref=360,100

Sample Name: 2-102

S16

```
=====
Acq. Operator   : SZ                               Seq. Line :   12
Acq. Instrument : Instrument 1                     Location  : Vial 63
Injection Date  : 9/4/2013 6:15:41 AM             Inj       :    1
                                                    Inj Volume: 5 µl
Different Inj Volume from Sequence !      Actual Inj Volume: 4 µl
Acq. Method    : C:\CHEM32\1\DATA\ZHU\HPLC 2013-09-04 00-38-29\AD-H03-30.M
Last changed   : 7/15/2013 8:52:24 PM by SHU
Analysis Method : C:\CHEM32\1\METHODS\AD-H20-60ETOH.M
Last changed   : 9/6/2013 1:11:38 PM by SZ
                (modified after loading)
```



Sample Name: 2-102

S17

=====
Area Percent Report
=====

Sorted By : Signal
Multiplier: : 1.0000
Dilution: : 1.0000
Use Multiplier & Dilution Factor with ISTDs

Signal 1: DAD1 A, Sig=230,4 Ref=360,100

Peak #	RetTime [min]	Type	Width [min]	Area [mAU*s]	Height [mAU]	Area %
1	4.818	VB	0.2192	2946.55518	210.57788	97.8265
2	6.449	BB	0.2369	65.46629	4.22284	2.1735

Totals : 3012.02147 214.80073

Signal 2: DAD1 B, Sig=254,8 Ref=360,100

Peak #	RetTime [min]	Type	Width [min]	Area [mAU*s]	Height [mAU]	Area %
1	4.818	BB	0.2209	1535.72363	108.66138	97.5437
2	6.451	BB	0.2230	38.67113	2.36222	2.4563

Totals : 1574.39477 111.02360

Signal 3: DAD1 C, Sig=210,8 Ref=360,100

Peak #	RetTime [min]	Type	Width [min]	Area [mAU*s]	Height [mAU]	Area %
1	4.817	VB	0.2310	2.34122e4	1597.54065	97.1970
2	6.456	VB	0.2744	675.17896	38.16037	2.8030

Totals : 2.40874e4 1635.70102

Signal 4: DAD1 D, Sig=220,4 Ref=360,100

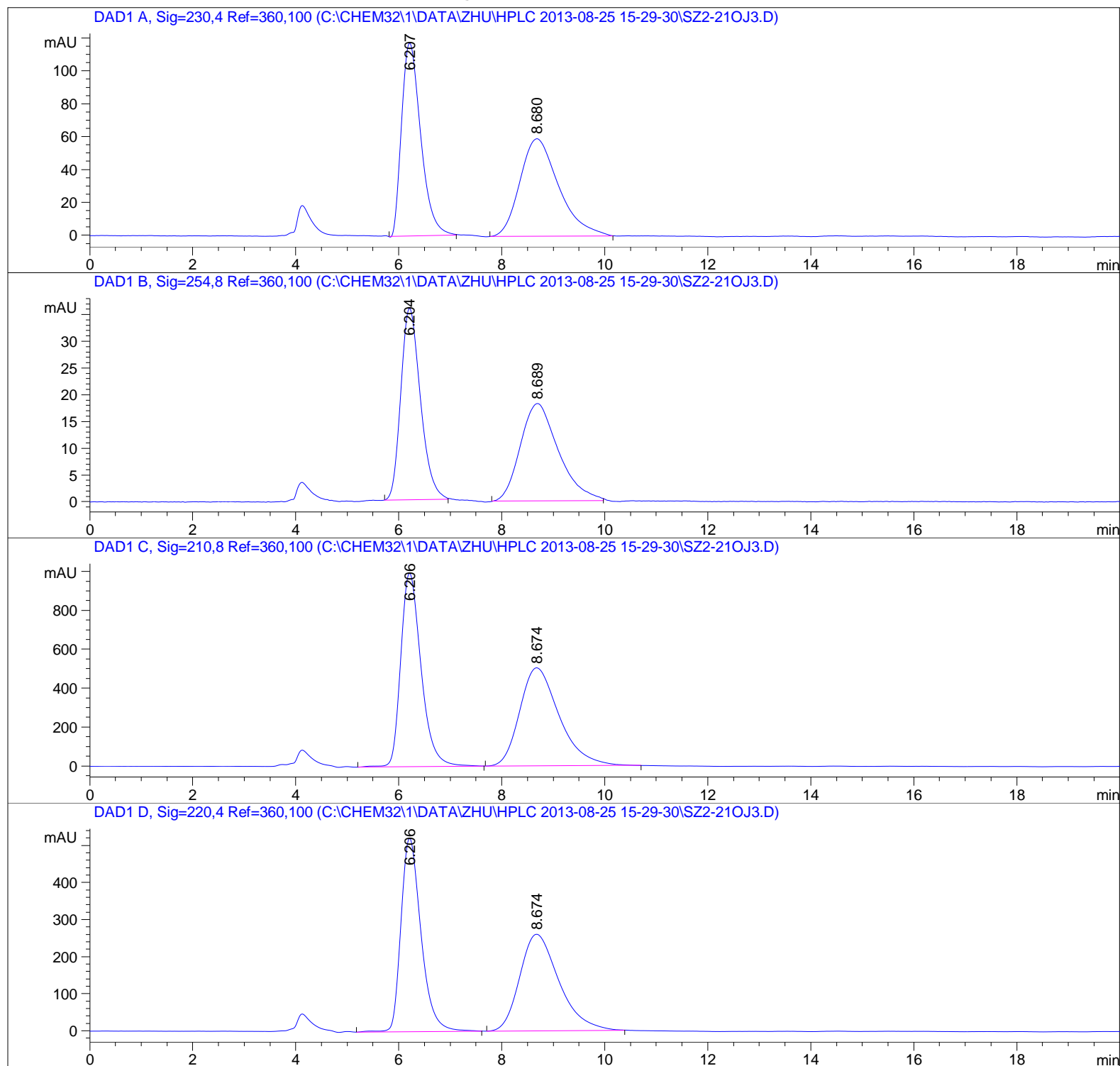
Peak #	RetTime [min]	Type	Width [min]	Area [mAU*s]	Height [mAU]	Area %
1	4.818	VB	0.2251	1.50737e4	1052.55737	97.2667
2	6.456	VB	0.2697	423.59091	24.03042	2.7333

Sample Name: 2-21

S18

```

=====
Acq. Operator   : RZ                               Seq. Line :    4
Acq. Instrument : Instrument 1                     Location  : Vial 63
Injection Date  : 8/25/2013 5:05:38 PM           Inj       :    1
                                                    Inj Volume: 5 µl
Different Inj Volume from Sequence !   Actual Inj Volume : 4 µl
Acq. Method     : C:\CHEM32\1\DATA\ZHU\HPLC 2013-08-25 15-29-30\AD-H03-30.M
Last changed    : 7/15/2013 8:52:24 PM by SHU
Analysis Method : C:\CHEM32\1\METHODS\AD-H20-60ETOH.M
Last changed    : 9/6/2013 1:11:38 PM by SZ
                (modified after loading)
  
```



Sample Name: 2-21

S19

=====
Area Percent Report
=====

Sorted By : Signal
Multiplier: : 1.0000
Dilution: : 1.0000
Use Multiplier & Dilution Factor with ISTDs

Signal 1: DAD1 A, Sig=230,4 Ref=360,100

Peak #	RetTime [min]	Type	Width [min]	Area [mAU*s]	Height [mAU]	Area %
1	6.207	BB	0.4061	3042.53149	117.49760	49.3575
2	8.680	BB	0.7512	3121.73755	59.39783	50.6425

Totals : 6164.26904 176.89543

Signal 2: DAD1 B, Sig=254,8 Ref=360,100

Peak #	RetTime [min]	Type	Width [min]	Area [mAU*s]	Height [mAU]	Area %
1	6.204	BB	0.4134	950.30396	35.83410	50.2459
2	8.689	BB	0.6719	941.00232	18.23969	49.7541

Totals : 1891.30627 54.07379

Signal 3: DAD1 C, Sig=210,8 Ref=360,100

Peak #	RetTime [min]	Type	Width [min]	Area [mAU*s]	Height [mAU]	Area %
1	6.206	VB	0.4281	2.74816e4	995.40210	50.3354
2	8.674	BB	0.7914	2.71154e4	505.81180	49.6646

Totals : 5.45970e4 1501.21390

Signal 4: DAD1 D, Sig=220,4 Ref=360,100

Peak #	RetTime [min]	Type	Width [min]	Area [mAU*s]	Height [mAU]	Area %
1	6.206	VB	0.4172	1.41870e4	521.72119	50.5891
2	8.674	BB	0.7977	1.38566e4	260.87952	49.4109

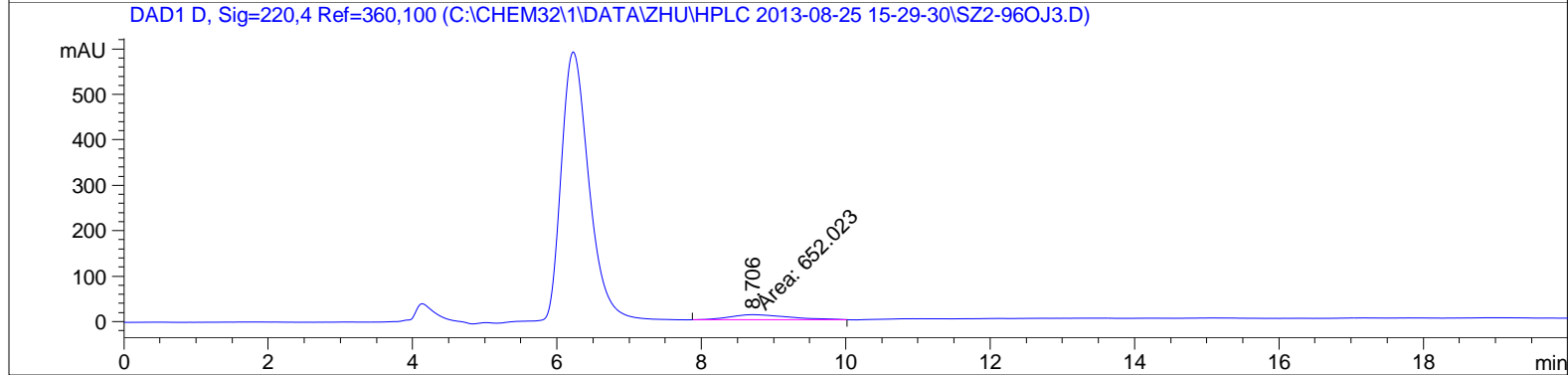
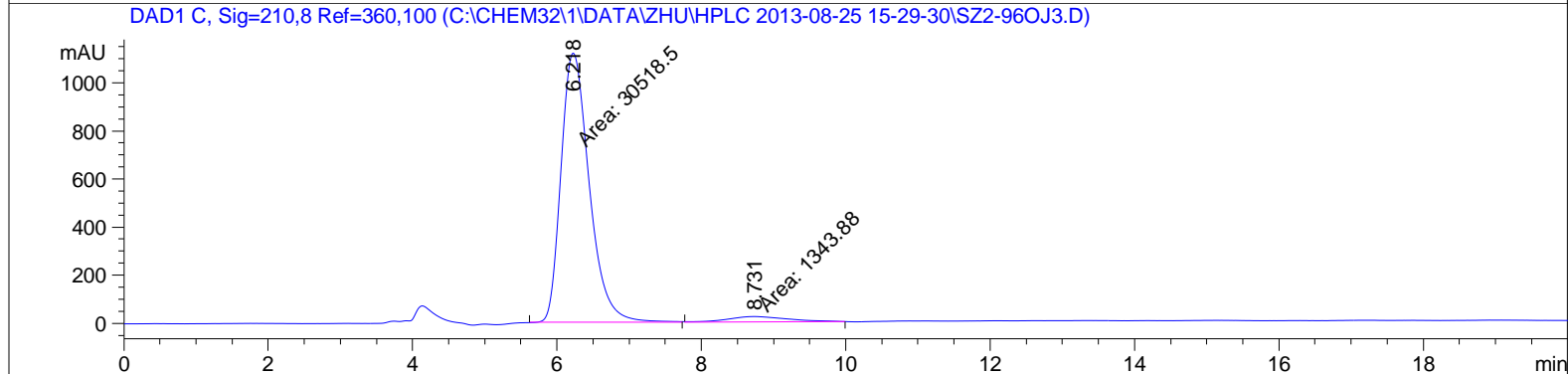
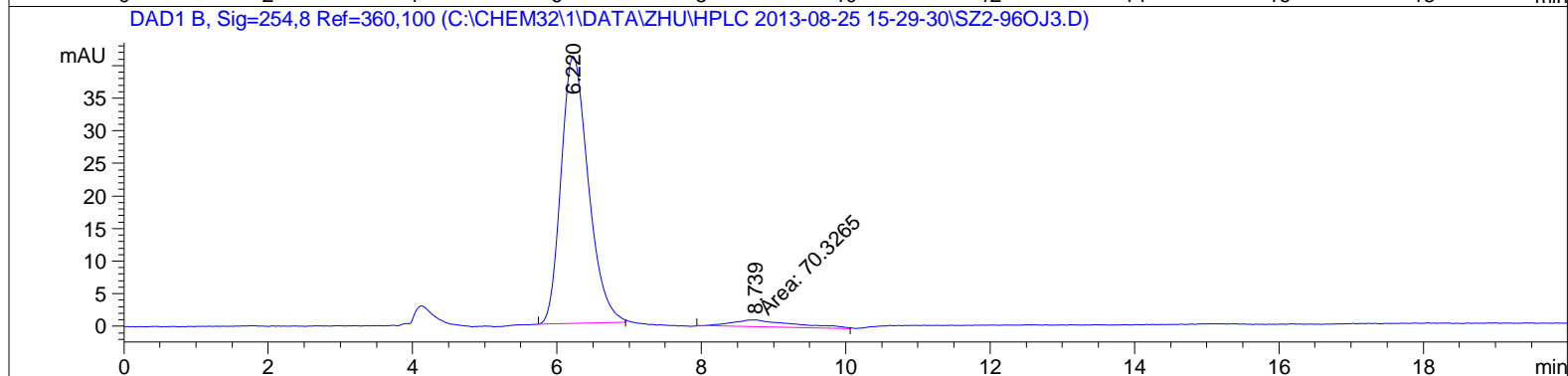
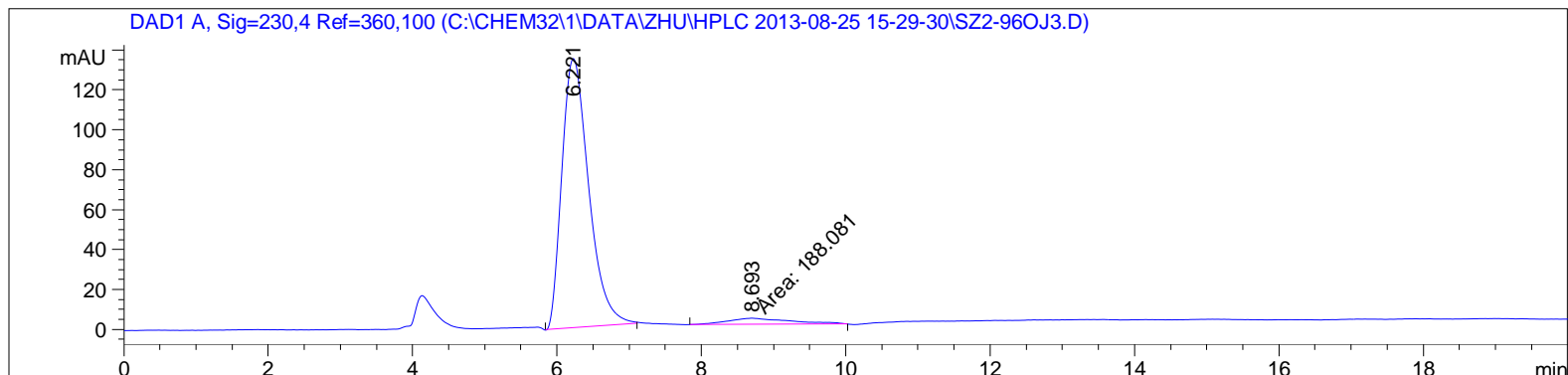
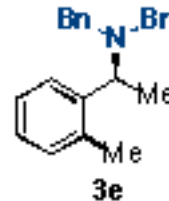
Sample Name: 2-96

S20

```

=====
Acq. Operator   : RZ                               Seq. Line :    2
Acq. Instrument : Instrument 1                     Location  : Vial 62
Injection Date  : 8/25/2013 4:02:48 PM           Inj       :    1
                                                    Inj Volume: 5 µl
Different Inj Volume from Sequence !   Actual Inj Volume : 4 µl
Acq. Method    : C:\CHEM32\1\DATA\ZHU\HPLC 2013-08-25 15-29-30\AD-H03-30.M
Last changed   : 7/15/2013 8:52:24 PM by SHU
Analysis Method: C:\CHEM32\1\METHODS\AD-H20-60ETOH.M
Last changed   : 9/6/2013 1:11:38 PM by SZ
                (modified after loading)
=====

```



S21

=====
Area Percent Report
=====

Sorted By : Signal
Multiplier: : 1.0000
Dilution: : 1.0000
Use Multiplier & Dilution Factor with ISTDs

Signal 1: DAD1 A, Sig=230,4 Ref=360,100

Peak #	RetTime [min]	Type	Width [min]	Area [mAU*s]	Height [mAU]	Area %
1	6.221	BB	0.4004	3499.63818	135.00168	94.8998
2	8.693	MM	1.0080	188.08095	3.10969	5.1002

Totals : 3687.71913 138.11137

Signal 2: DAD1 B, Sig=254,8 Ref=360,100

Peak #	RetTime [min]	Type	Width [min]	Area [mAU*s]	Height [mAU]	Area %
1	6.220	BB	0.4081	1076.14355	41.01268	93.8658
2	8.739	MM	1.0644	70.32650	1.10121	6.1342

Totals : 1146.47005 42.11388

Signal 3: DAD1 C, Sig=210,8 Ref=360,100

Peak #	RetTime [min]	Type	Width [min]	Area [mAU*s]	Height [mAU]	Area %
1	6.218	MM	0.4541	3.05185e4	1120.11963	95.7000
2	8.731	MM	0.9849	1343.88086	22.74046	4.2141
3	27.710	BV	0.2885	27.38588	1.17256	0.0859

Totals : 3.18898e4 1144.03265

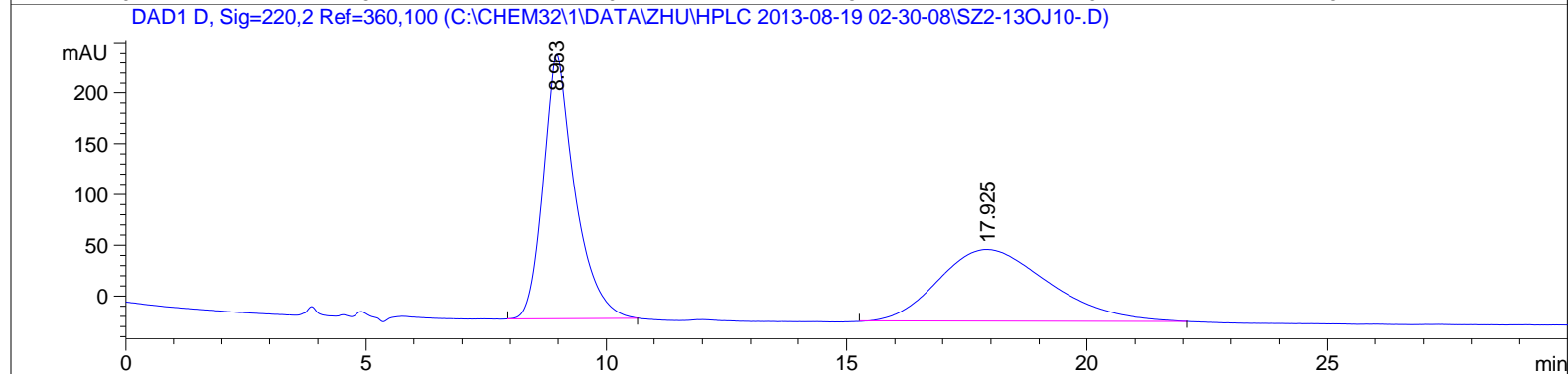
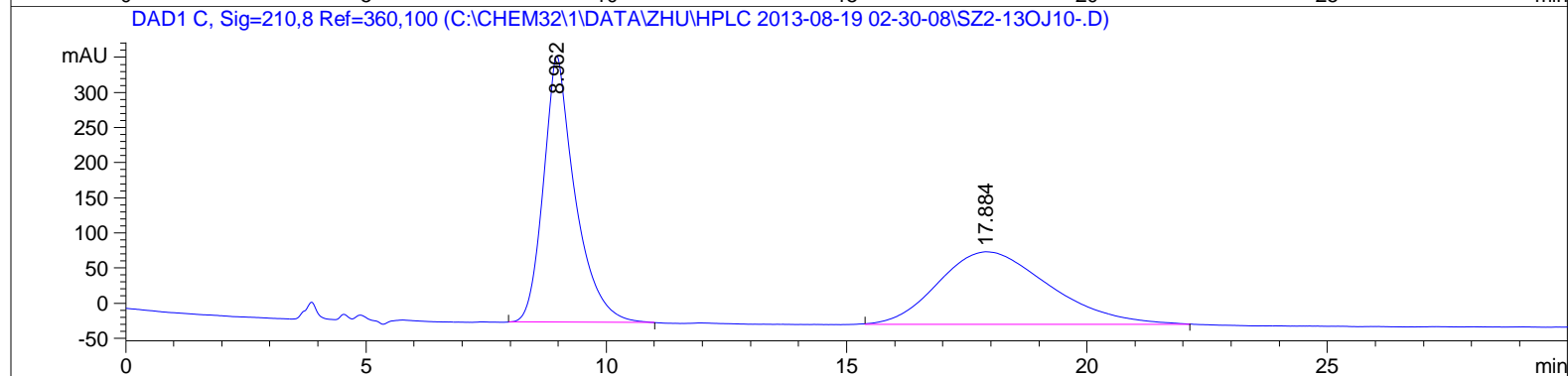
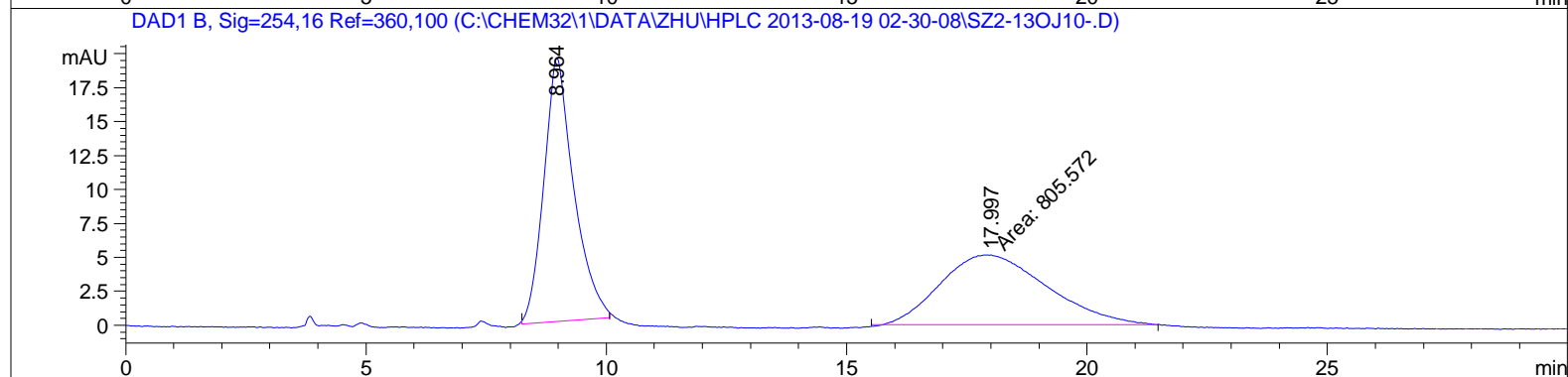
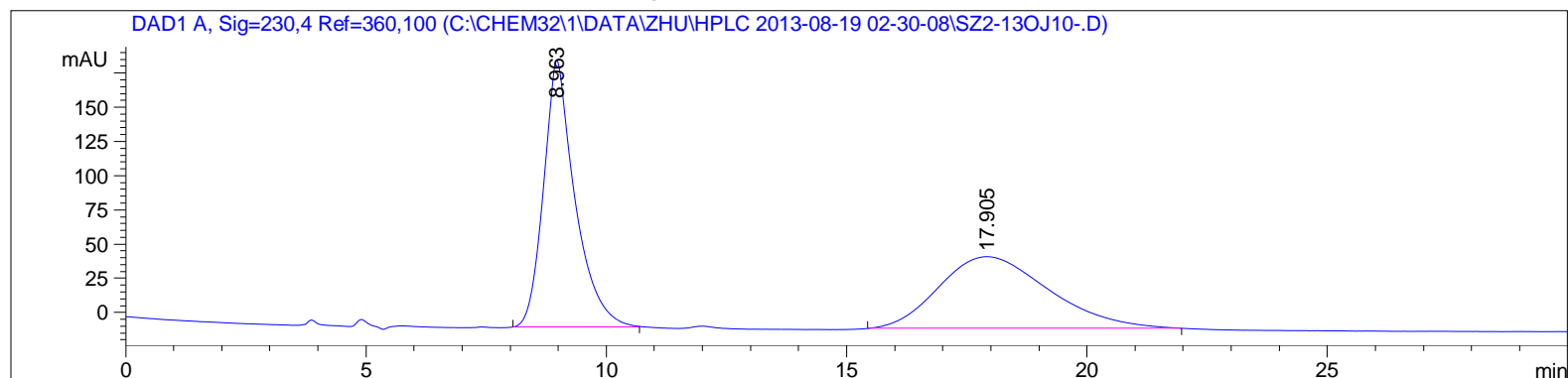
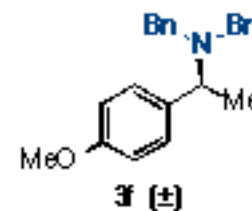
Signal 4: DAD1 D, Sig=220,4 Ref=360,100

Sample Name: 2-13rac

S22

```

=====
Acq. Operator   : SZ                               Seq. Line :    6
Acq. Instrument : Instrument 1                     Location  : Vial 63
Injection Date  : 8/19/2013 5:52:11 AM           Inj       :    1
                                                    Inj Volume: 5 µl
Different Inj Volume from Sequence !      Actual Inj Volume : 4 µl
Acq. Method    : C:\CHEM32\1\DATA\ZHU\HPLC 2013-08-19 02-30-08\AD-H10-60.M
Last changed   : 7/31/2013 4:50:30 PM by RZ
Analysis Method: C:\CHEM32\1\METHODS\AD-H20-60ETOH.M
Last changed   : 9/6/2013 1:08:35 PM by SZ
                (modified after loading)
  
```



Sample Name: 2-13rac

S23

=====
Area Percent Report
=====

Sorted By : Signal
Multiplier: : 1.0000
Dilution: : 1.0000
Use Multiplier & Dilution Factor with ISTDs

Signal 1: DAD1 A, Sig=230,4 Ref=360,100

Peak #	RetTime [min]	Type	Width [min]	Area [mAU*s]	Height [mAU]	Area %
1	8.963	BB	0.6455	8854.01953	195.07523	51.3217
2	17.905	BB	1.8692	8397.97656	52.52849	48.6783

Totals : 1.72520e4 247.60371

Signal 2: DAD1 B, Sig=254,16 Ref=360,100

Peak #	RetTime [min]	Type	Width [min]	Area [mAU*s]	Height [mAU]	Area %
1	8.964	BB	0.5883	842.97681	19.42290	51.1345
2	17.997	MM	2.5943	805.57172	5.17532	48.8655

Totals : 1648.54852 24.59821

Signal 3: DAD1 C, Sig=210,8 Ref=360,100

Peak #	RetTime [min]	Type	Width [min]	Area [mAU*s]	Height [mAU]	Area %
1	8.962	BB	0.6401	1.73746e4	379.51340	50.9894
2	17.884	BB	1.8947	1.67003e4	103.48570	49.0106

Totals : 3.40749e4 482.99910

Signal 4: DAD1 D, Sig=220,2 Ref=360,100

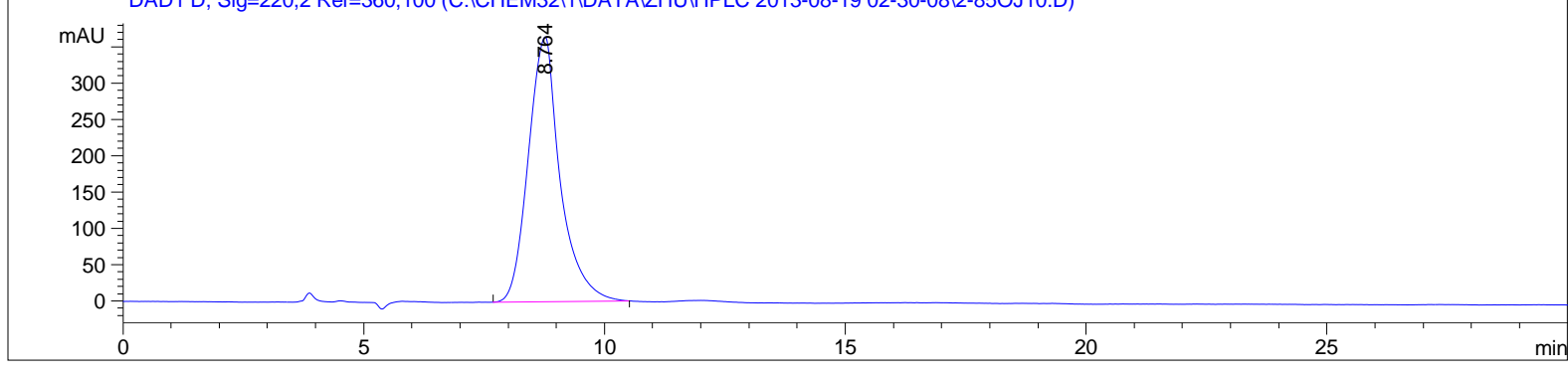
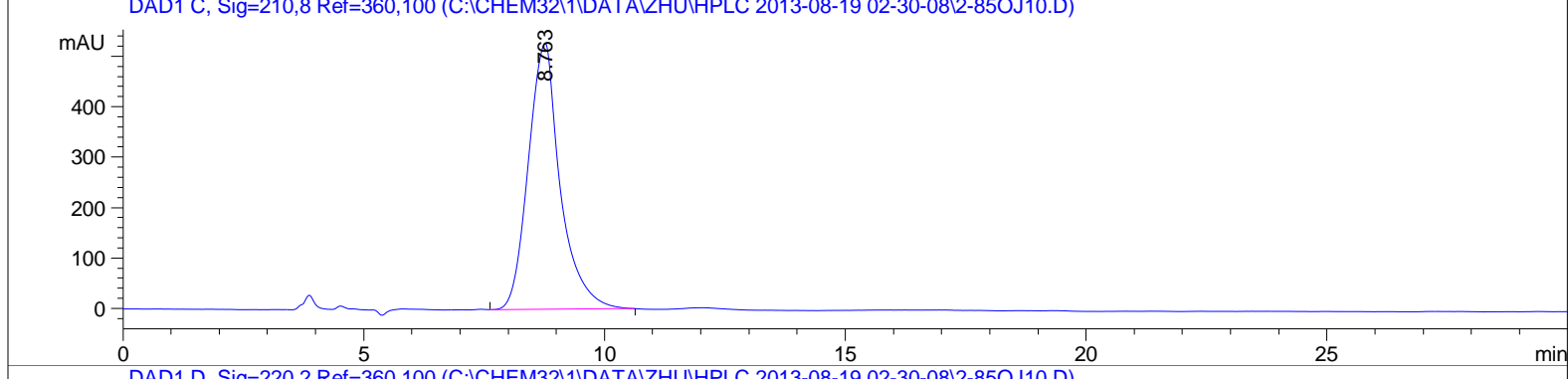
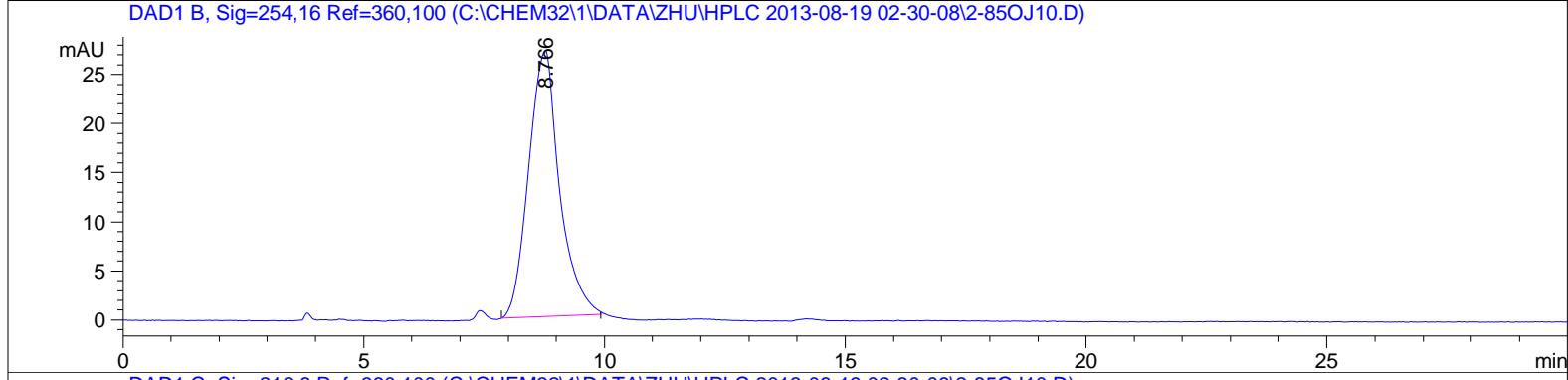
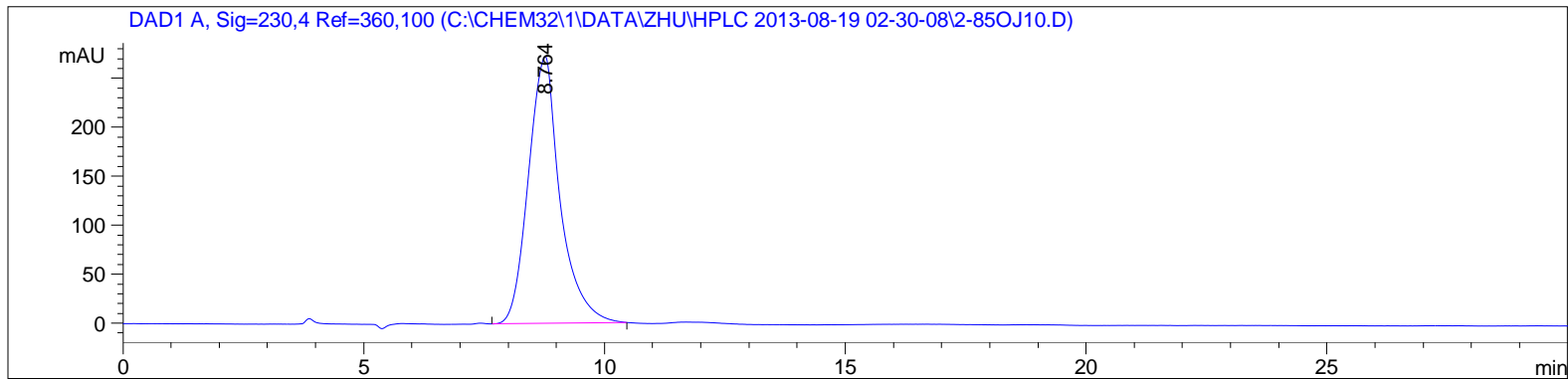
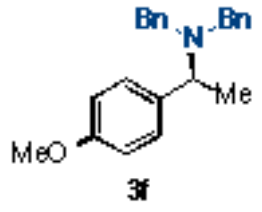
Peak #	RetTime [min]	Type	Width [min]	Area [mAU*s]	Height [mAU]	Area %
1	8.963	BB	0.6282	1.18930e4	261.69489	50.9841
2	17.925	BB	1.8897	1.14339e4	71.04230	49.0159

Sample Name: 2-85

S24

=====

Acq. Operator	: SZ	Seq. Line	: 4
Acq. Instrument	: Instrument 1	Location	: Vial 62
Injection Date	: 8/19/2013 4:39:19 AM	Inj	: 1
		Inj Volume	: 5 µl
Different Inj Volume from Sequence !		Actual Inj Volume	: 4 µl
Acq. Method	: C:\CHEM32\1\DATA\ZHU\HPLC 2013-08-19 02-30-08\AD-H10-60.M		
Last changed	: 7/31/2013 4:50:30 PM by RZ		
Analysis Method	: C:\CHEM32\1\METHODS\AD-H20-60ETOH.M		
Last changed	: 9/6/2013 1:08:35 PM by SZ		
	(modified after loading)		



Sample Name: 2-85

S25

=====
Area Percent Report
=====

Sorted By : Signal
Multiplier: : 1.0000
Dilution: : 1.0000
Use Multiplier & Dilution Factor with ISTDs

Signal 1: DAD1 A, Sig=230,4 Ref=360,100

Peak #	RetTime [min]	Type	Width [min]	Area [mAU*s]	Height [mAU]	Area %
1	8.764	VB	0.6829	1.24944e4	272.52264	100.0000

Totals : 1.24944e4 272.52264

Signal 2: DAD1 B, Sig=254,16 Ref=360,100

Peak #	RetTime [min]	Type	Width [min]	Area [mAU*s]	Height [mAU]	Area %
1	8.766	BB	0.6629	1210.84778	27.11912	100.0000

Totals : 1210.84778 27.11912

Signal 3: DAD1 C, Sig=210,8 Ref=360,100

Peak #	RetTime [min]	Type	Width [min]	Area [mAU*s]	Height [mAU]	Area %
1	8.763	VB	0.6819	2.43357e4	527.84674	100.0000

Totals : 2.43357e4 527.84674

Signal 4: DAD1 D, Sig=220,2 Ref=360,100

Peak #	RetTime [min]	Type	Width [min]	Area [mAU*s]	Height [mAU]	Area %
1	8.764	BB	0.6906	1.67810e4	364.87149	100.0000

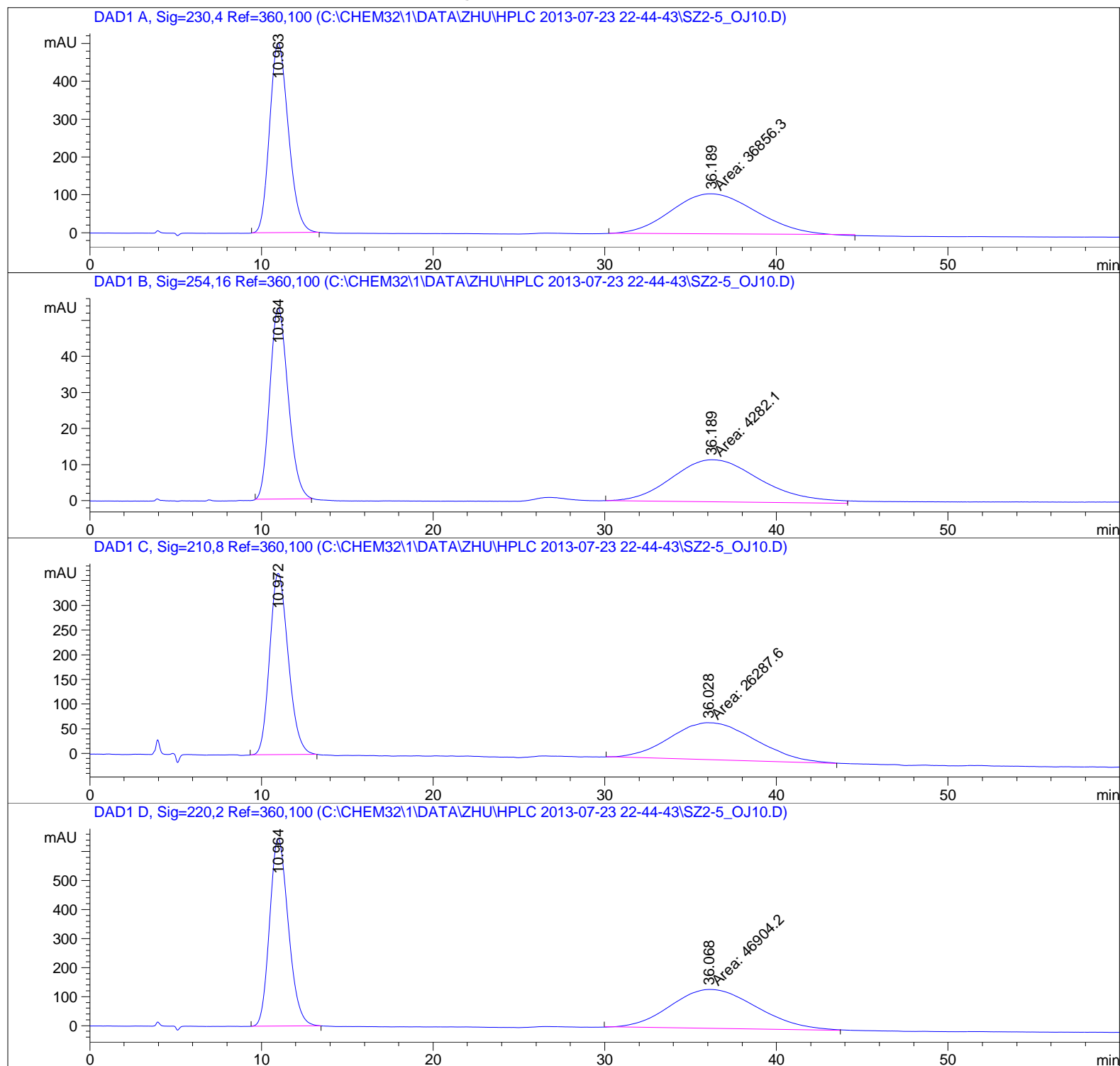
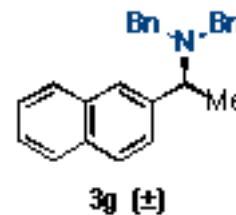
Totals : 1.67810e4 364.87149

Sample Name: 2-5

S26

```

=====
Acq. Operator   :                               Seq. Line :    6
Acq. Instrument : Instrument 1                  Location  : Vial 61
Injection Date  : 7/24/2013 1:44:46 AM        Inj       :    1
                                                Inj Volume: 5 µl
Different Inj Volume from Sequence !      Actual Inj Volume : 4 µl
Acq. Method    : C:\CHEM32\1\DATA\ZHU\HPLC 2013-07-23 22-44-43\AD-H10-60.M
Last changed   : 7/24/2013 12:33:28 AM by SHU
Analysis Method: C:\CHEM32\1\METHODS\AD-H20-60ETOH.M
Last changed   : 9/6/2013 1:41:14 PM by SZ
                (modified after loading)
  
```



Sample Name: 2-5

S27

=====
Area Percent Report
=====

Sorted By : Signal
Multiplier: : 1.0000
Dilution: : 1.0000
Use Multiplier & Dilution Factor with ISTDs

Signal 1: DAD1 A, Sig=230,4 Ref=360,100

Peak #	RetTime [min]	Type	Width [min]	Area [mAU*s]	Height [mAU]	Area %
1	10.963	BB	1.1386	3.83449e4	501.21277	50.9897
2	36.189	MM	5.7725	3.68563e4	106.41365	49.0103

Totals : 7.52013e4 607.62642

Signal 2: DAD1 B, Sig=254,16 Ref=360,100

Peak #	RetTime [min]	Type	Width [min]	Area [mAU*s]	Height [mAU]	Area %
1	10.964	BB	1.0572	3954.85327	52.95868	48.0136
2	36.189	MM	6.0757	4282.09668	11.74654	51.9864

Totals : 8236.94995 64.70522

Signal 3: DAD1 C, Sig=210,8 Ref=360,100

Peak #	RetTime [min]	Type	Width [min]	Area [mAU*s]	Height [mAU]	Area %
1	10.972	BB	1.0920	2.77021e4	367.25171	51.3100
2	36.028	MM	5.8151	2.62876e4	75.34319	48.6900

Totals : 5.39897e4 442.59490

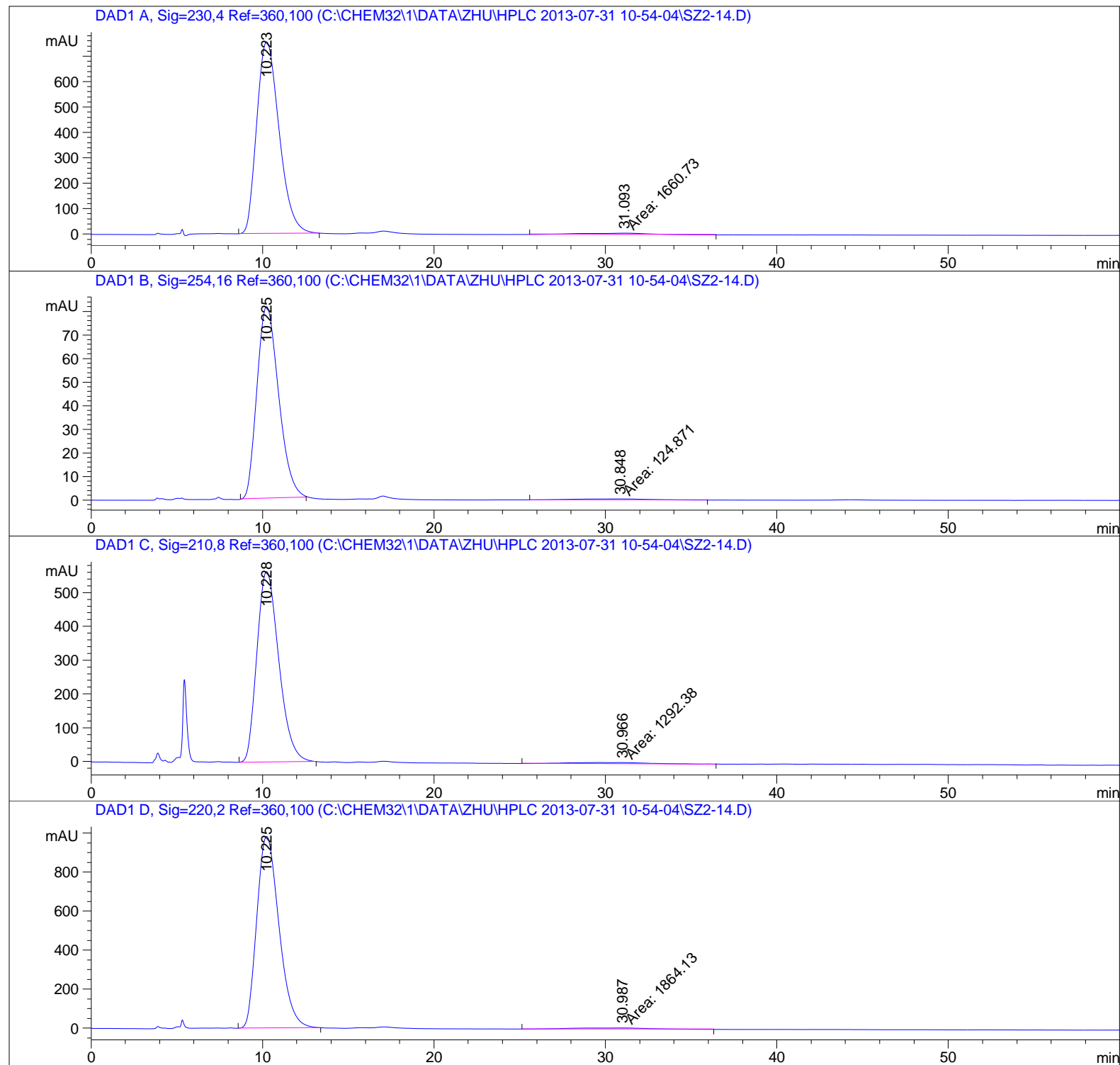
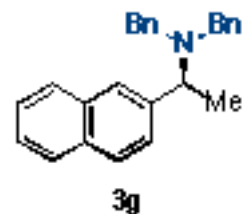
Signal 4: DAD1 D, Sig=220,2 Ref=360,100

Peak #	RetTime [min]	Type	Width [min]	Area [mAU*s]	Height [mAU]	Area %
1	10.964	BB	1.0654	4.91355e4	647.43884	51.1617
2	36.068	MM	5.8184	4.69042e4	134.35622	48.8383

Sample Name: 2-14

S28

```
=====
Acq. Operator   : RZ                               Seq. Line :    4
Acq. Instrument : Instrument 1                     Location  : Vial 62
Injection Date  : 7/31/2013 12:42:25 PM           Inj       :    1
                                                    Inj Volume: 5 µl
Acq. Method     : C:\CHEM32\1\DATA\ZHU\HPLC 2013-07-31 10-54-04\AD-H10-60.M
Last changed    : 7/24/2013 12:33:28 AM by SHU
Analysis Method : C:\CHEM32\1\METHODS\AD-H20-60ETOH.M
Last changed    : 9/6/2013 1:41:14 PM by SZ
                (modified after loading)
=====
```



Sample Name: 2-14

S29

=====
Area Percent Report
=====

Sorted By : Signal
Multiplier: : 1.0000
Dilution: : 1.0000
Use Multiplier & Dilution Factor with ISTDs

Signal 1: DAD1 A, Sig=230,4 Ref=360,100

Peak #	RetTime [min]	Type	Width [min]	Area [mAU*s]	Height [mAU]	Area %
1	10.223	BB	1.3532	6.86279e4	754.51062	97.6373
2	31.093	MM	4.7568	1660.73291	5.81875	2.3627

Totals : 7.02886e4 760.32937

Signal 2: DAD1 B, Sig=254,16 Ref=360,100

Peak #	RetTime [min]	Type	Width [min]	Area [mAU*s]	Height [mAU]	Area %
1	10.225	BB	1.2615	7162.53955	81.32999	98.2865
2	30.848	MM	4.5739	124.87120	4.55015e-1	1.7135

Totals : 7287.41075 81.78500

Signal 3: DAD1 C, Sig=210,8 Ref=360,100

Peak #	RetTime [min]	Type	Width [min]	Area [mAU*s]	Height [mAU]	Area %
1	10.228	BB	1.2076	5.01543e4	563.94965	97.4879
2	30.966	MM	5.4338	1292.38049	3.96403	2.5121

Totals : 5.14467e4 567.91368

Signal 4: DAD1 D, Sig=220,2 Ref=360,100

Peak #	RetTime [min]	Type	Width [min]	Area [mAU*s]	Height [mAU]	Area %
1	10.225	BB	1.0843	8.83111e4	982.84705	97.9328
2	30.987	MM	4.9753	1864.12561	6.24464	2.0672

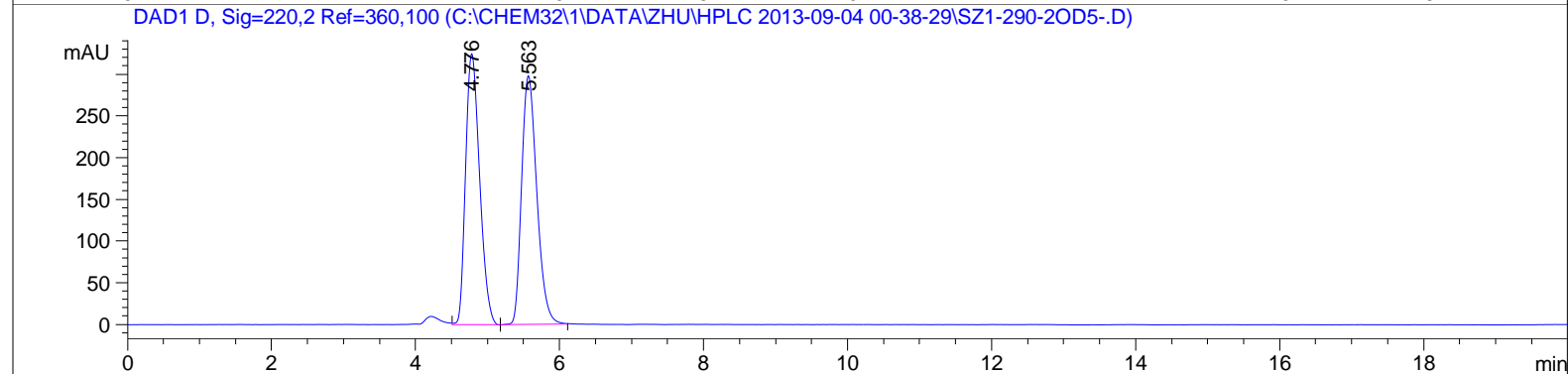
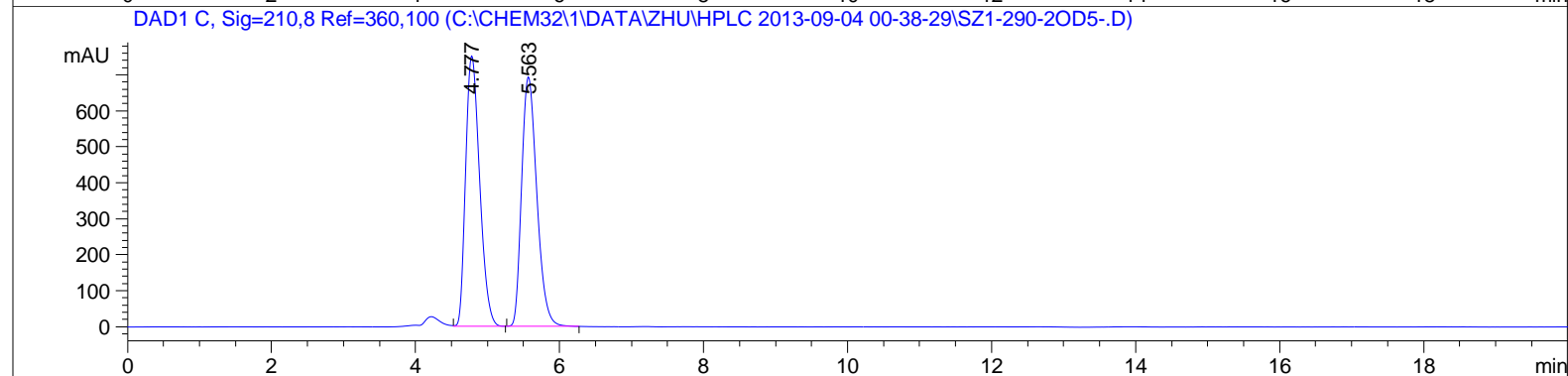
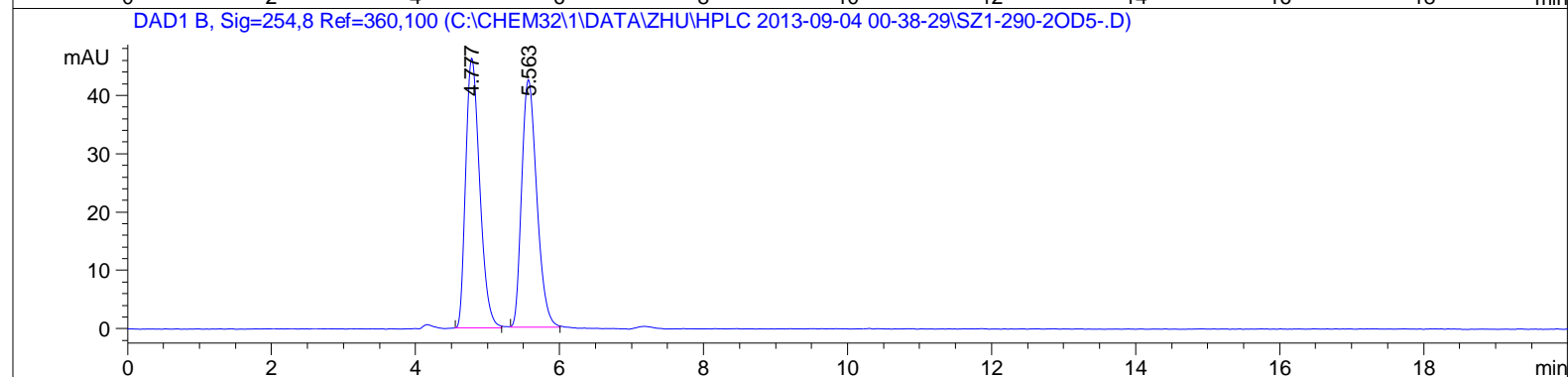
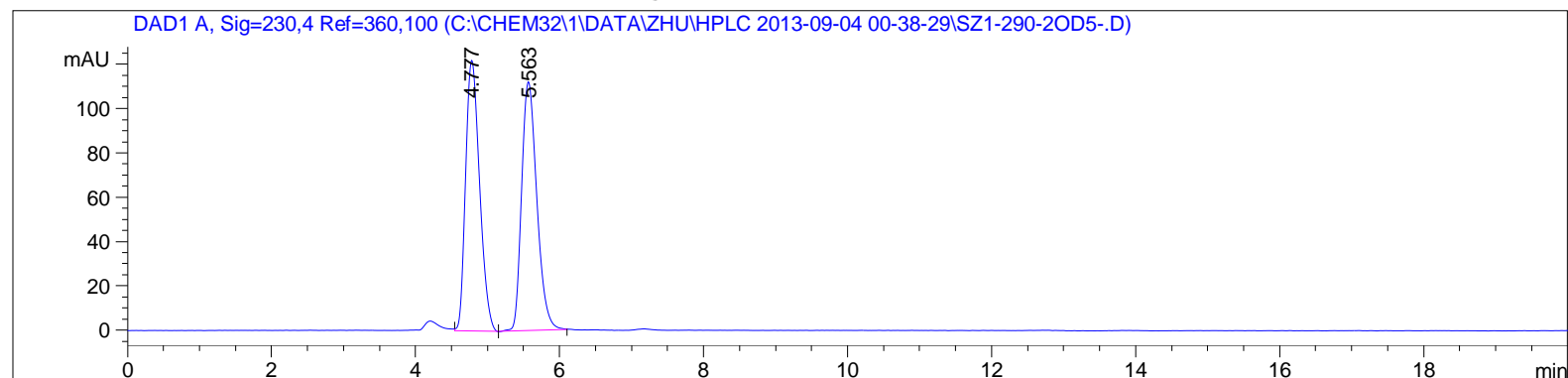
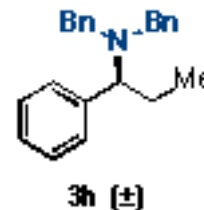
Sample Name: 1-290-0RAC

S30

=====

Acq. Operator	: SZ	Seq. Line	: 8
Acq. Instrument	: Instrument 1	Location	: Vial 62
Injection Date	: 9/4/2013 4:19:49 AM	Inj	: 1
		Inj Volume	: 5 μ l
Different Inj Volume from Sequence !		Actual Inj Volume	: 3 μ l
Acq. Method	: C:\CHEM32\1\DATA\ZHU\HPLC 2013-09-04 00-38-29\AD-H05-30.M		
Last changed	: 8/7/2013 11:47:17 AM by RZ		
Analysis Method	: C:\CHEM32\1\METHODS\AD-H20-60ETOH.M		
Last changed	: 9/6/2013 12:38:52 PM by SZ		

(modified after loading)



S31

=====
Area Percent Report
=====

Sorted By : Signal
Multiplier: : 1.0000
Dilution: : 1.0000
Use Multiplier & Dilution Factor with ISTDs

Signal 1: DAD1 A, Sig=230,4 Ref=360,100

Peak #	RetTime [min]	Type	Width [min]	Area [mAU*s]	Height [mAU]	Area %
1	4.777	BV	0.2114	1649.06104	122.22649	49.8602
2	5.563	VB	0.2281	1658.30701	112.40995	50.1398

Totals : 3307.36804 234.63644

Signal 2: DAD1 B, Sig=254,8 Ref=360,100

Peak #	RetTime [min]	Type	Width [min]	Area [mAU*s]	Height [mAU]	Area %
1	4.777	BB	0.2119	626.58698	46.29708	50.2289
2	5.563	BB	0.2283	620.87592	42.52330	49.7711

Totals : 1247.46289 88.82038

Signal 3: DAD1 C, Sig=210,8 Ref=360,100

Peak #	RetTime [min]	Type	Width [min]	Area [mAU*s]	Height [mAU]	Area %
1	4.777	VB	0.2122	1.02040e4	752.67163	50.0058
2	5.563	BB	0.2295	1.02017e4	693.98999	49.9942

Totals : 2.04057e4 1446.66162

Signal 4: DAD1 D, Sig=220,2 Ref=360,100

Peak #	RetTime [min]	Type	Width [min]	Area [mAU*s]	Height [mAU]	Area %
1	4.776	VV	0.2119	4402.42139	325.18460	50.0944
2	5.563	VB	0.2295	4385.82861	298.38989	49.9056

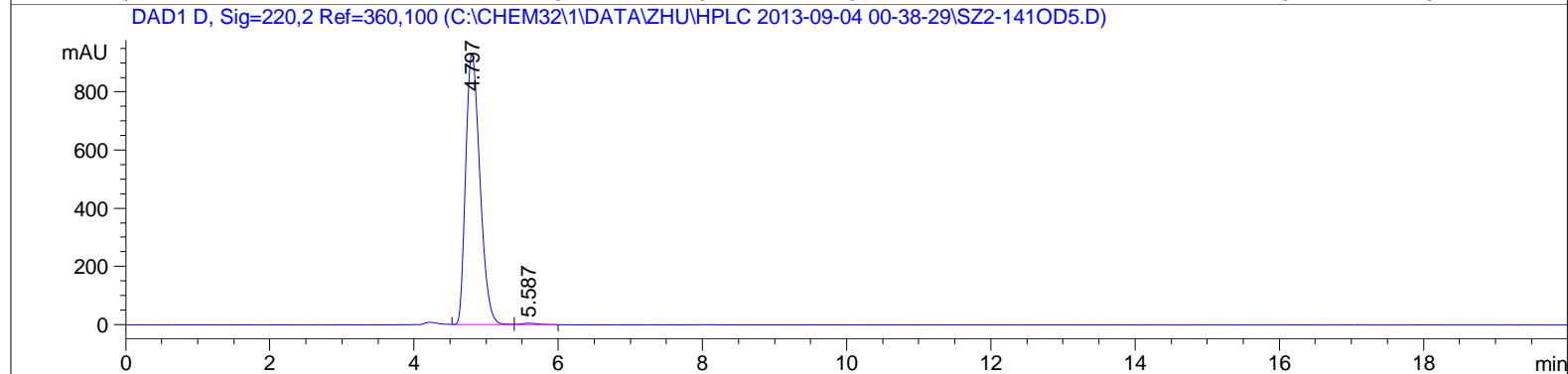
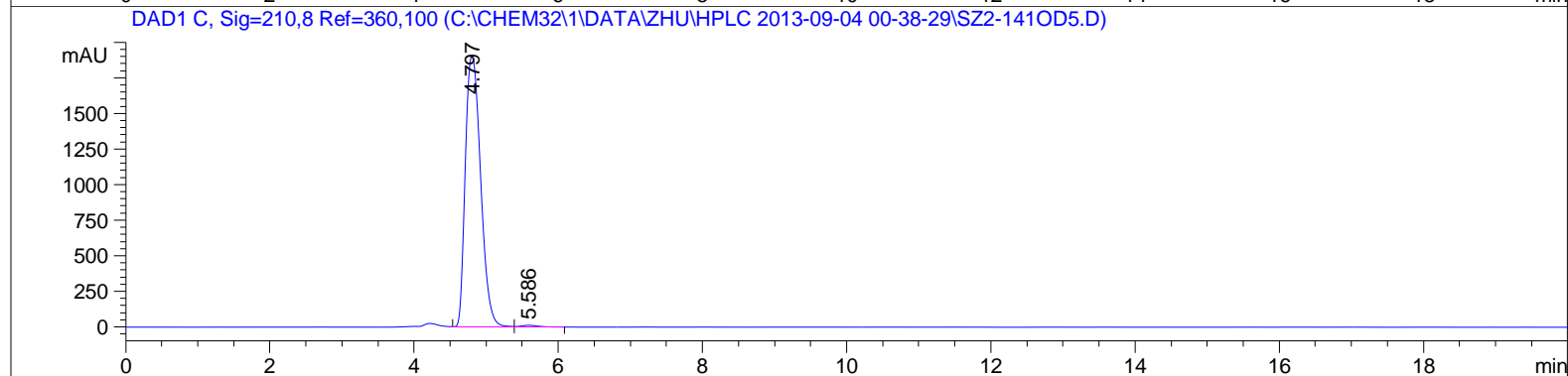
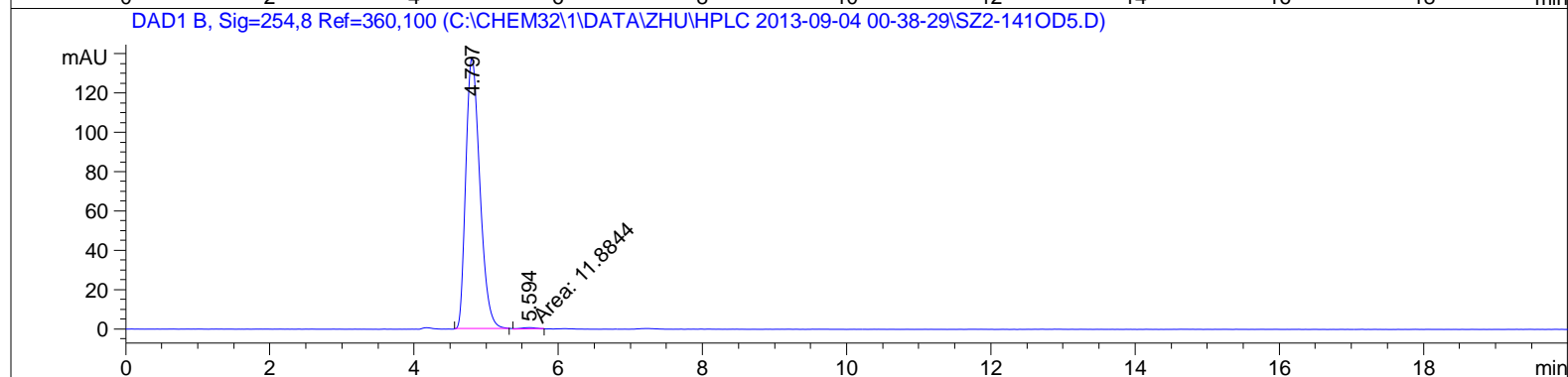
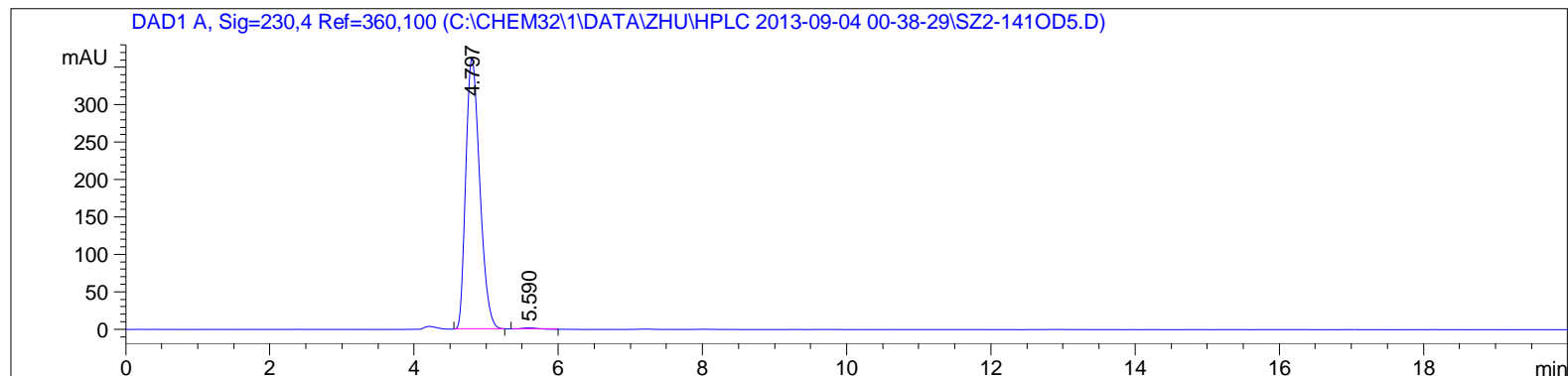
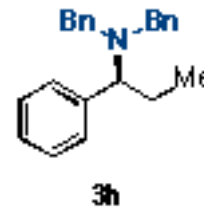
Sample Name: 2-141

S32

=====

Acq. Operator : SZ	Seq. Line : 6
Acq. Instrument : Instrument 1	Location : Vial 61
Injection Date : 9/4/2013 3:17:05 AM	Inj : 1
	Inj Volume : 5 µl
Different Inj Volume from Sequence !	Actual Inj Volume : 3 µl
Acq. Method : C:\CHEM32\1\DATA\ZHU\HPLC 2013-09-04 00-38-29\AD-H05-30.M	
Last changed : 8/7/2013 11:47:17 AM by RZ	
Analysis Method : C:\CHEM32\1\METHODS\AD-H20-60ETOH.M	
Last changed : 9/6/2013 12:38:52 PM by SZ	

(modified after loading)



Sample Name: 2-141

S33

=====
Area Percent Report
=====

Sorted By : Signal
Multiplier: : 1.0000
Dilution: : 1.0000
Use Multiplier & Dilution Factor with ISTDs

Signal 1: DAD1 A, Sig=230,4 Ref=360,100

Peak #	RetTime [min]	Type	Width [min]	Area [mAU*s]	Height [mAU]	Area %
1	4.797	BB	0.2115	4882.22217	361.74579	99.5765
2	5.590	BB	0.1914	20.76602	1.53891	0.4235

Totals : 4902.98819 363.28470

Signal 2: DAD1 B, Sig=254,8 Ref=360,100

Peak #	RetTime [min]	Type	Width [min]	Area [mAU*s]	Height [mAU]	Area %
1	4.797	BB	0.2125	1871.61267	137.74536	99.3690
2	5.594	MM	0.2667	11.88439	7.42730e-1	0.6310

Totals : 1883.49707 138.48809

Signal 3: DAD1 C, Sig=210,8 Ref=360,100

Peak #	RetTime [min]	Type	Width [min]	Area [mAU*s]	Height [mAU]	Area %
1	4.797	VV	0.2364	2.81531e4	1905.07153	99.2208
2	5.586	VB	0.2519	221.10376	12.77430	0.7792

Totals : 2.83742e4 1917.84583

Signal 4: DAD1 D, Sig=220,2 Ref=360,100

Peak #	RetTime [min]	Type	Width [min]	Area [mAU*s]	Height [mAU]	Area %
1	4.797	VV	0.2145	1.28200e4	932.09900	99.3016
2	5.587	VB	0.2254	90.17070	5.38478	0.6984

S35

=====
Area Percent Report
=====

Sorted By : Signal
Multiplier: : 1.0000
Dilution: : 1.0000
Use Multiplier & Dilution Factor with ISTDs

Signal 1: DAD1 A, Sig=230,4 Ref=360,100

Peak #	RetTime [min]	Type	Width [min]	Area [mAU*s]	Height [mAU]	Area %
1	4.664	VV	0.2706	2103.30542	127.41042	49.4491
2	5.371	VB	0.2983	2150.16772	115.95297	50.5509

Totals : 4253.47314 243.36340

Signal 2: DAD1 B, Sig=254,8 Ref=360,100

Peak #	RetTime [min]	Type	Width [min]	Area [mAU*s]	Height [mAU]	Area %
1	4.665	BV	0.2691	802.34204	47.98582	50.2221
2	5.370	VB	0.2955	795.24573	43.46040	49.7779

Totals : 1597.58777 91.44622

Signal 3: DAD1 C, Sig=210,8 Ref=360,100

Peak #	RetTime [min]	Type	Width [min]	Area [mAU*s]	Height [mAU]	Area %
1	4.665	VV	0.2716	1.28859e4	776.54736	49.7657
2	5.370	VB	0.2968	1.30072e4	706.37231	50.2343

Totals : 2.58931e4 1482.91968

Signal 4: DAD1 D, Sig=220,2 Ref=360,100

Peak #	RetTime [min]	Type	Width [min]	Area [mAU*s]	Height [mAU]	Area %
1	4.665	VV	0.2714	5607.98193	338.36771	49.5758
2	5.370	VB	0.2990	5703.94824	306.59711	50.4242

Sample Name: 2-68

S37

=====
Area Percent Report
=====

Sorted By : Signal
Multiplier: : 1.0000
Dilution: : 1.0000
Use Multiplier & Dilution Factor with ISTDs

Signal 1: DAD1 A, Sig=230,4 Ref=360,100

Peak #	RetTime [min]	Type	Width [min]	Area [mAU*s]	Height [mAU]	Area %
1	4.683	VV	0.2669	4066.69287	248.51657	98.1083
2	5.402	VB	0.2858	78.41167	3.54871	1.8917

Totals : 4145.10455 252.06528

Signal 2: DAD1 B, Sig=254,8 Ref=360,100

Peak #	RetTime [min]	Type	Width [min]	Area [mAU*s]	Height [mAU]	Area %
1	4.683	BB	0.2689	1559.88306	94.32883	100.0000

Totals : 1559.88306 94.32883

Signal 3: DAD1 C, Sig=210,8 Ref=360,100

Peak #	RetTime [min]	Type	Width [min]	Area [mAU*s]	Height [mAU]	Area %
1	4.683	VV	0.2764	2.45325e4	1442.68994	98.7987
2	5.385	VB	0.2936	298.29437	15.70225	1.2013

Totals : 2.48308e4 1458.39219

Signal 4: DAD1 D, Sig=220,2 Ref=360,100

Peak #	RetTime [min]	Type	Width [min]	Area [mAU*s]	Height [mAU]	Area %
1	4.683	VV	0.2686	1.07032e4	648.33990	98.6086
2	5.393	VB	0.2860	151.02109	7.59356	1.3914

S39

=====
Area Percent Report
=====

Sorted By : Signal
Multiplier: : 1.0000
Dilution: : 1.0000
Use Multiplier & Dilution Factor with ISTDs

Signal 1: DAD1 A, Sig=230,4 Ref=360,100

Peak #	RetTime [min]	Type	Width [min]	Area [mAU*s]	Height [mAU]	Area %
1	5.193	BB	0.2362	3069.68823	200.92946	49.8528
2	6.503	BB	0.2670	3087.81689	177.44810	50.1472

Totals : 6157.50513 378.37756

Signal 2: DAD1 B, Sig=254,8 Ref=360,100

Peak #	RetTime [min]	Type	Width [min]	Area [mAU*s]	Height [mAU]	Area %
1	5.192	BB	0.2333	1082.99243	71.27363	49.3287
2	6.502	BB	0.2661	1112.46741	64.21096	50.6713

Totals : 2195.45984 135.48459

Signal 3: DAD1 C, Sig=210,8 Ref=360,100

Peak #	RetTime [min]	Type	Width [min]	Area [mAU*s]	Height [mAU]	Area %
1	5.193	VV	0.2449	2.05857e4	1312.83765	49.7404
2	6.503	VB	0.2729	2.08006e4	1173.01880	50.2596

Totals : 4.13862e4 2485.85645

Signal 4: DAD1 D, Sig=220,2 Ref=360,100

Peak #	RetTime [min]	Type	Width [min]	Area [mAU*s]	Height [mAU]	Area %
1	5.193	VB	0.2356	9387.53906	616.82281	49.6132
2	6.503	VB	0.2674	9533.92676	546.81897	50.3868

Sample Name: 2-87

S41

=====
Area Percent Report
=====

Sorted By : Signal
Multiplier: : 1.0000
Dilution: : 1.0000
Use Multiplier & Dilution Factor with ISTDs

Signal 1: DAD1 A, Sig=230,4 Ref=360,100

Peak #	RetTime [min]	Type	Width [min]	Area [mAU*s]	Height [mAU]	Area %
1	5.189	BB	0.2353	4730.73340	311.31937	99.5199
2	6.517	BV	0.2048	22.82083	1.35311	0.4801

Totals : 4753.55423 312.67248

Signal 2: DAD1 B, Sig=254,8 Ref=360,100

Peak #	RetTime [min]	Type	Width [min]	Area [mAU*s]	Height [mAU]	Area %
1	5.188	BB	0.2325	1669.35730	110.33447	99.4570
2	6.504	MM	0.2897	9.11390	5.24339e-1	0.5430

Totals : 1678.47120 110.85881

Signal 3: DAD1 C, Sig=210,8 Ref=360,100

Peak #	RetTime [min]	Type	Width [min]	Area [mAU*s]	Height [mAU]	Area %
1	5.191	VB	0.2566	2.97104e4	1818.34412	99.5819
2	6.499	BB	0.2424	124.72652	7.88918	0.4181

Totals : 2.98352e4 1826.23330

Signal 4: DAD1 D, Sig=220,2 Ref=360,100

Peak #	RetTime [min]	Type	Width [min]	Area [mAU*s]	Height [mAU]	Area %
1	5.188	VB	0.2367	1.44311e4	942.09601	99.6140
2	6.509	BV	0.1972	55.92188	3.56149	0.3860

S43

=====
Area Percent Report
=====

Sorted By : Signal
Multiplier: : 1.0000
Dilution: : 1.0000
Use Multiplier & Dilution Factor with ISTDs

Signal 1: DAD1 A, Sig=230,4 Ref=360,100

Peak #	RetTime [min]	Type	Width [min]	Area [mAU*s]	Height [mAU]	Area %
1	5.185	BB	0.2352	6844.63623	450.68427	93.7745
2	6.487	BB	0.2555	454.40448	27.69054	6.2255

Totals : 7299.04071 478.37481

Signal 2: DAD1 B, Sig=254,8 Ref=360,100

Peak #	RetTime [min]	Type	Width [min]	Area [mAU*s]	Height [mAU]	Area %
1	5.185	BB	0.2350	2429.10376	160.12840	93.9193
2	6.488	BB	0.2543	157.26839	9.74409	6.0807

Totals : 2586.37215 169.87249

Signal 3: DAD1 C, Sig=210,8 Ref=360,100

Peak #	RetTime [min]	Type	Width [min]	Area [mAU*s]	Height [mAU]	Area %
1	5.188	VV	0.2932	3.86796e4	2116.97021	91.8196
2	6.486	VB	0.2677	3419.77539	195.81833	8.1180
3	20.529	BB	0.2896	26.26858	1.12024	0.0624

Totals : 4.21256e4 2313.90878

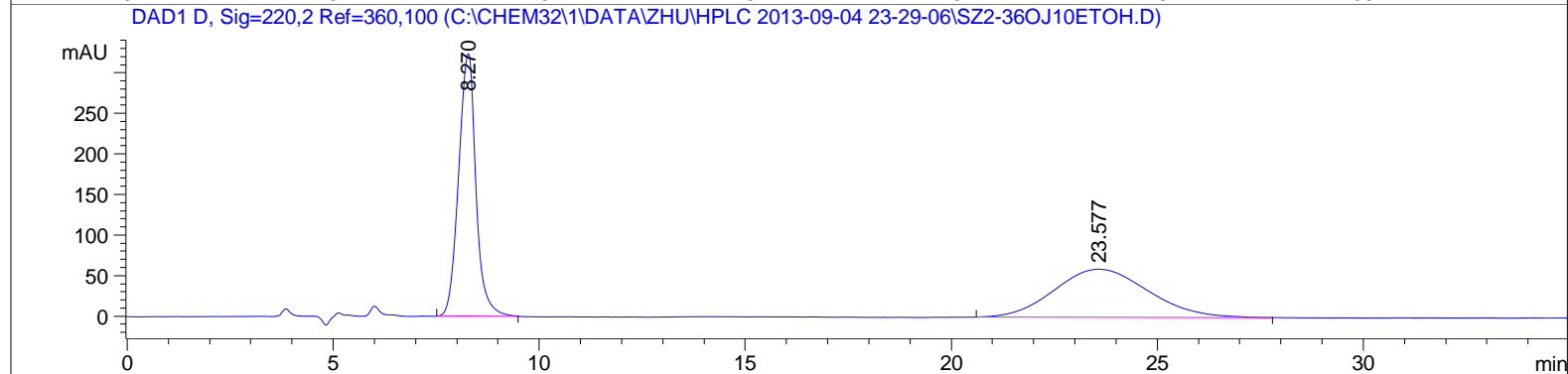
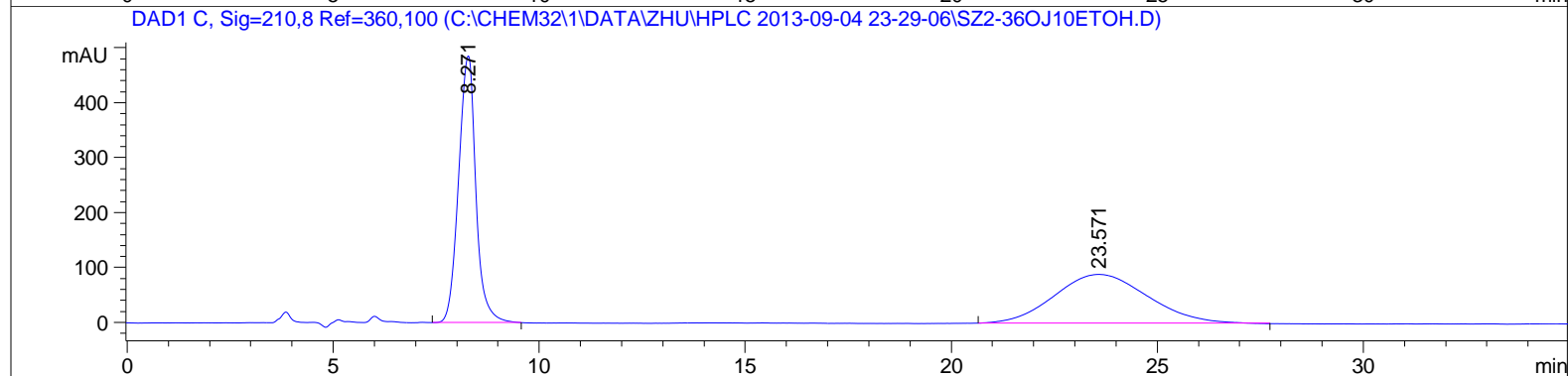
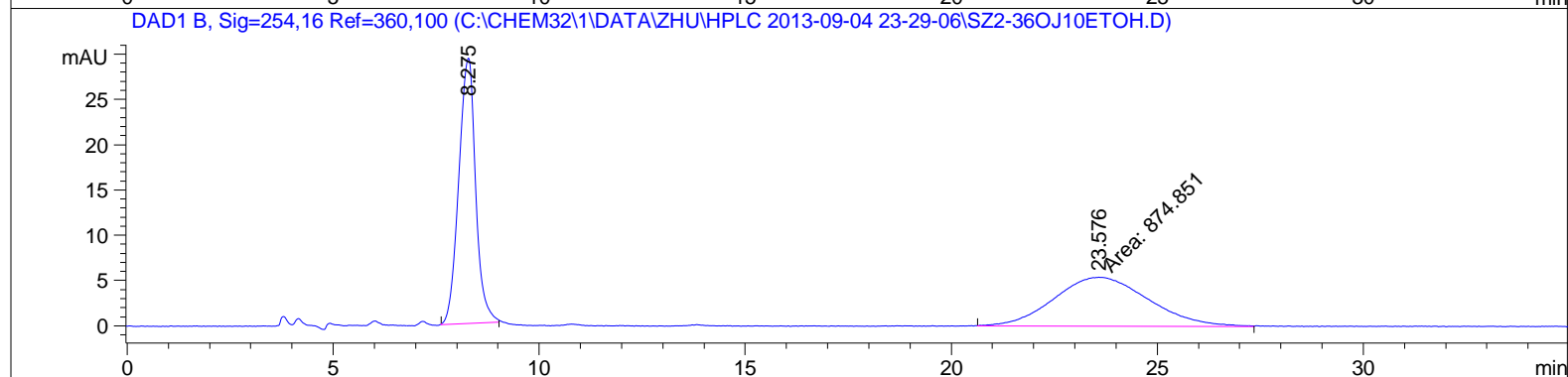
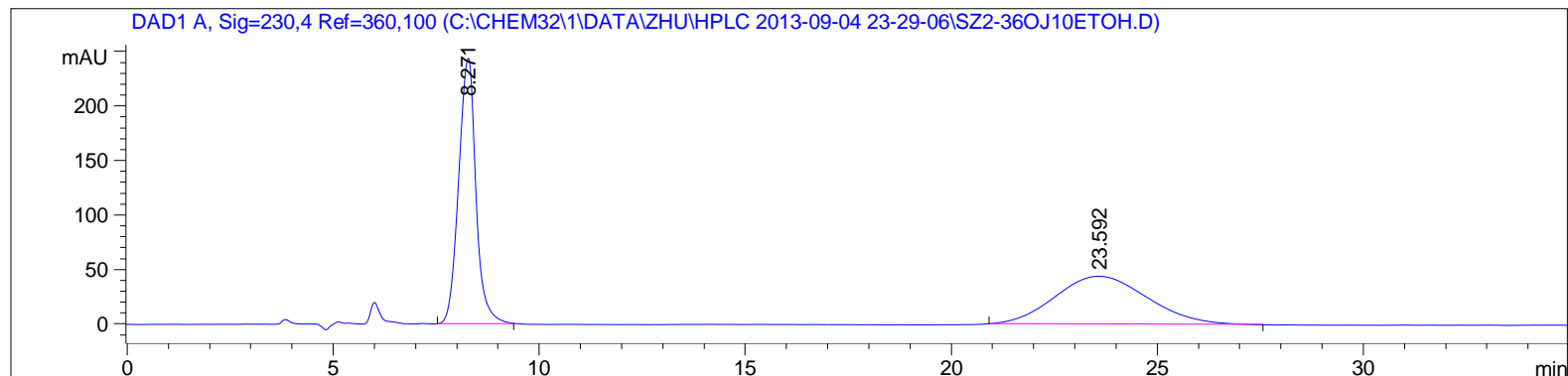
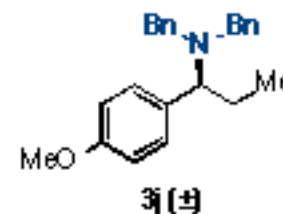
Signal 4: DAD1 D, Sig=220,2 Ref=360,100

Sample Name: 2-36RAC

S44

```

=====
Acq. Operator   : SZ                               Seq. Line :    4
Acq. Instrument : Instrument 1                     Location  : Vial 63
Injection Date  : 9/5/2013 2:36:19 AM             Inj       :    1
                                                    Inj Volume: 5 µl
Different Inj Volume from Sequence !   Actual Inj Volume : 3 µl
Acq. Method    : C:\CHEM32\1\DATA\ZHU\HPLC 2013-09-04 23-29-06\AD-H10-60ETOH.M
Last changed   : 9/5/2013 3:08:39 AM by SZ
                (modified after loading)
Analysis Method : C:\CHEM32\1\METHODS\AD-H20-60ETOH.M
Last changed   : 9/4/2013 11:04:44 AM by SZ
  
```



S45

=====
Area Percent Report
=====

Sorted By : Signal
Multiplier: : 1.0000
Dilution: : 1.0000
Use Multiplier & Dilution Factor with ISTDs

Signal 1: DAD1 A, Sig=230,4 Ref=360,100

Peak #	RetTime [min]	Type	Width [min]	Area [mAU*s]	Height [mAU]	Area %
1	8.271	BB	0.4498	7096.02930	243.62386	50.7004
2	23.592	BB	1.8358	6899.96729	44.04289	49.2996

Totals : 1.39960e4 287.66674

Signal 2: DAD1 B, Sig=254,16 Ref=360,100

Peak #	RetTime [min]	Type	Width [min]	Area [mAU*s]	Height [mAU]	Area %
1	8.275	BB	0.4407	835.61371	29.30439	48.8530
2	23.576	MM	2.6791	874.85114	5.44249	51.1470

Totals : 1710.46484 34.74688

Signal 3: DAD1 C, Sig=210,8 Ref=360,100

Peak #	RetTime [min]	Type	Width [min]	Area [mAU*s]	Height [mAU]	Area %
1	8.271	VB	0.4486	1.41796e4	485.75226	50.0589
2	23.571	BB	1.8556	1.41463e4	89.23178	49.9411

Totals : 2.83259e4 574.98404

Signal 4: DAD1 D, Sig=220,2 Ref=360,100

Peak #	RetTime [min]	Type	Width [min]	Area [mAU*s]	Height [mAU]	Area %
1	8.270	BB	0.4465	9449.85059	323.76794	50.0086
2	23.577	BB	1.8590	9446.60156	59.47604	49.9914

S47

=====
Area Percent Report
=====

Sorted By : Signal
Multiplier: : 1.0000
Dilution: : 1.0000
Use Multiplier & Dilution Factor with ISTDs

Signal 1: DAD1 A, Sig=230,4 Ref=360,100

Peak #	RetTime [min]	Type	Width [min]	Area [mAU*s]	Height [mAU]	Area %
1	8.243	BB	0.4702	1.28096e4	424.29019	100.0000

Totals : 1.28096e4 424.29019

Signal 2: DAD1 B, Sig=254,16 Ref=360,100

Peak #	RetTime [min]	Type	Width [min]	Area [mAU*s]	Height [mAU]	Area %
1	8.243	BB	0.4600	1517.36401	50.87385	100.0000

Totals : 1517.36401 50.87385

Signal 3: DAD1 C, Sig=210,8 Ref=360,100

Peak #	RetTime [min]	Type	Width [min]	Area [mAU*s]	Height [mAU]	Area %
1	8.242	BB	0.4717	2.55234e4	841.87476	100.0000

Totals : 2.55234e4 841.87476

Signal 4: DAD1 D, Sig=220,2 Ref=360,100

Peak #	RetTime [min]	Type	Width [min]	Area [mAU*s]	Height [mAU]	Area %
1	8.242	BB	0.4709	1.70559e4	563.78186	100.0000

Totals : 1.70559e4 563.78186

S49

=====
Area Percent Report
=====

Sorted By : Signal
Multiplier: : 1.0000
Dilution: : 1.0000
Use Multiplier & Dilution Factor with ISTDs

Signal 1: DAD1 A, Sig=230,4 Ref=360,100

Peak #	RetTime [min]	Type	Width [min]	Area [mAU*s]	Height [mAU]	Area %
1	6.052	BB	0.2736	2575.10693	140.67589	53.3483
2	7.049	BB	0.2769	2251.86768	124.58786	46.6517

Totals : 4826.97461 265.26375

Signal 2: DAD1 B, Sig=254,8 Ref=360,100

Peak #	RetTime [min]	Type	Width [min]	Area [mAU*s]	Height [mAU]	Area %
1	6.051	BB	0.2457	780.34070	49.02531	49.9033
2	7.050	BB	0.2715	783.36597	44.48231	50.0967

Totals : 1563.70667 93.50762

Signal 3: DAD1 C, Sig=210,8 Ref=360,100

Peak #	RetTime [min]	Type	Width [min]	Area [mAU*s]	Height [mAU]	Area %
1	6.051	VV	0.2538	1.41525e4	851.76758	50.4456
2	7.049	VB	0.2805	1.39025e4	770.35675	49.5544

Totals : 2.80549e4 1622.12433

Signal 4: DAD1 D, Sig=220,4 Ref=360,100

Peak #	RetTime [min]	Type	Width [min]	Area [mAU*s]	Height [mAU]	Area %
1	6.051	VV	0.2561	6224.86963	370.35016	50.9587
2	7.049	VB	0.2783	5990.64307	332.38031	49.0413

Sample Name: 2-92

S50

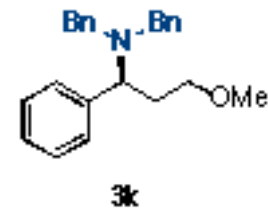
=====

Acq. Operator : RZ
Acq. Instrument : Instrument 1
Injection Date : 8/25/2013 7:57:29 PM

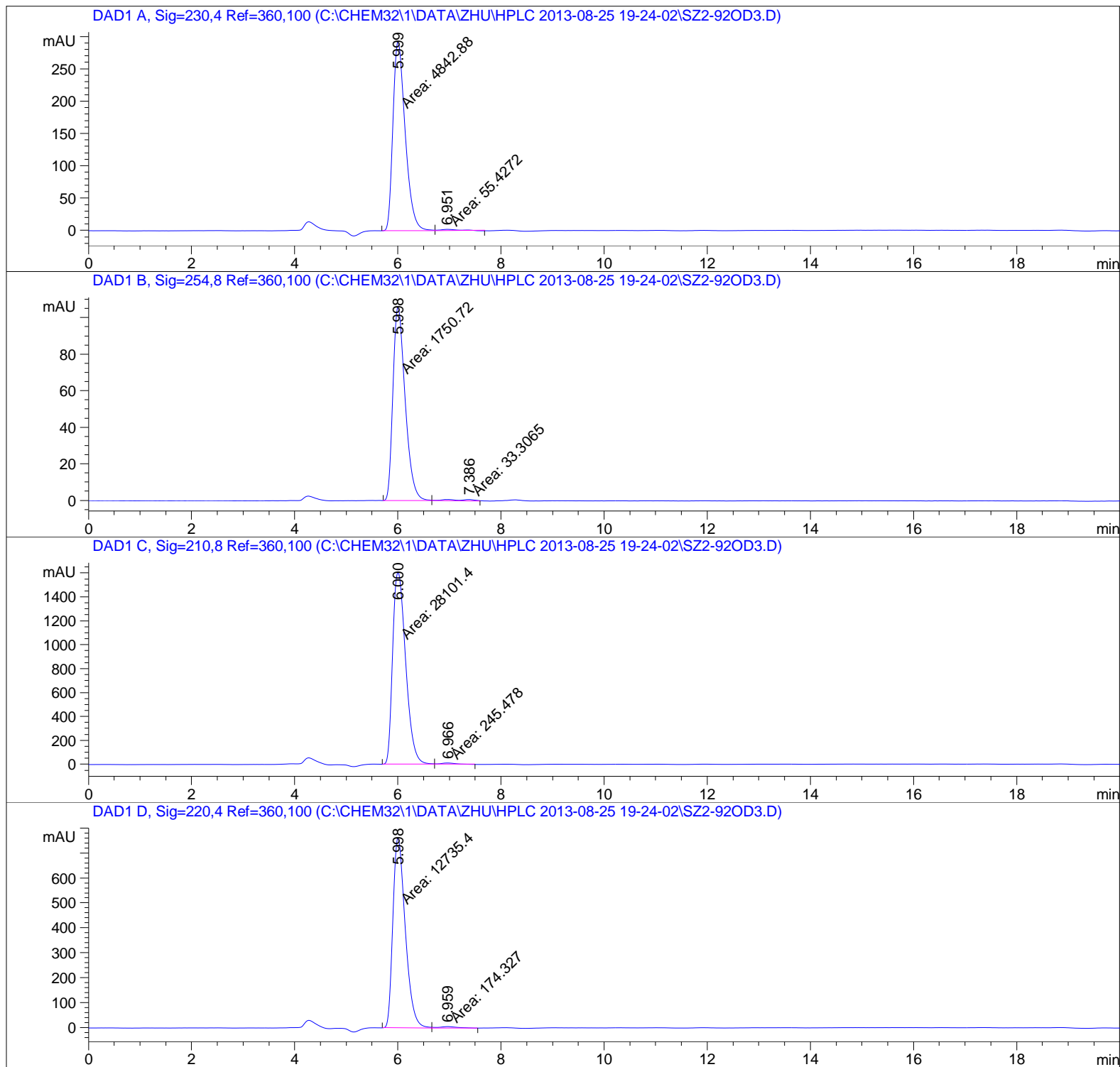
Seq. Line : 2
Location : Vial 61
Inj : 1
Inj Volume : 5 µl
Actual Inj Volume : 4 µl

Different Inj Volume from Sequence !

Acq. Method : C:\CHEM32\1\DATA\ZHU\HPLC 2013-08-25 19-24-02\AD-H03-30.M
Last changed : 7/15/2013 8:52:24 PM by SHU
Analysis Method : C:\CHEM32\1\METHODS\AD-H20-60ETOH.M
Last changed : 9/6/2013 12:38:52 PM by SZ
(modified after loading)



1 mmol-scale



Sample Name: 2-92

S51

=====
Area Percent Report
=====

Sorted By : Signal
Multiplier: : 1.0000
Dilution: : 1.0000
Use Multiplier & Dilution Factor with ISTDs

Signal 1: DAD1 A, Sig=230,4 Ref=360,100

Peak #	RetTime [min]	Type	Width [min]	Area [mAU*s]	Height [mAU]	Area %
1	5.999	MF	0.2761	4842.87744	292.37421	98.8684
2	6.951	FM	0.4399	55.42721	2.10015	1.1316

Totals : 4898.30465 294.47436

Signal 2: DAD1 B, Sig=254,8 Ref=360,100

Peak #	RetTime [min]	Type	Width [min]	Area [mAU*s]	Height [mAU]	Area %
1	5.998	MF	0.2753	1750.71960	106.00282	98.1331
2	7.386	FM	0.6368	33.30647	8.71706e-1	1.8669

Totals : 1784.02608 106.87452

Signal 3: DAD1 C, Sig=210,8 Ref=360,100

Peak #	RetTime [min]	Type	Width [min]	Area [mAU*s]	Height [mAU]	Area %
1	6.000	MF	0.2921	2.81014e4	1603.61926	99.1340
2	6.966	FM	0.3587	245.47841	11.40637	0.8660

Totals : 2.83469e4 1615.02564

Signal 4: DAD1 D, Sig=220,4 Ref=360,100

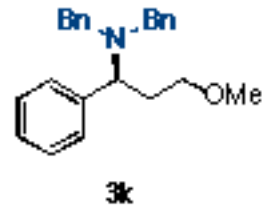
Peak #	RetTime [min]	Type	Width [min]	Area [mAU*s]	Height [mAU]	Area %
1	5.998	MF	0.2785	1.27354e4	762.25610	98.6496
2	6.959	FM	0.4622	174.32750	6.28653	1.3504

Sample Name: 2-155

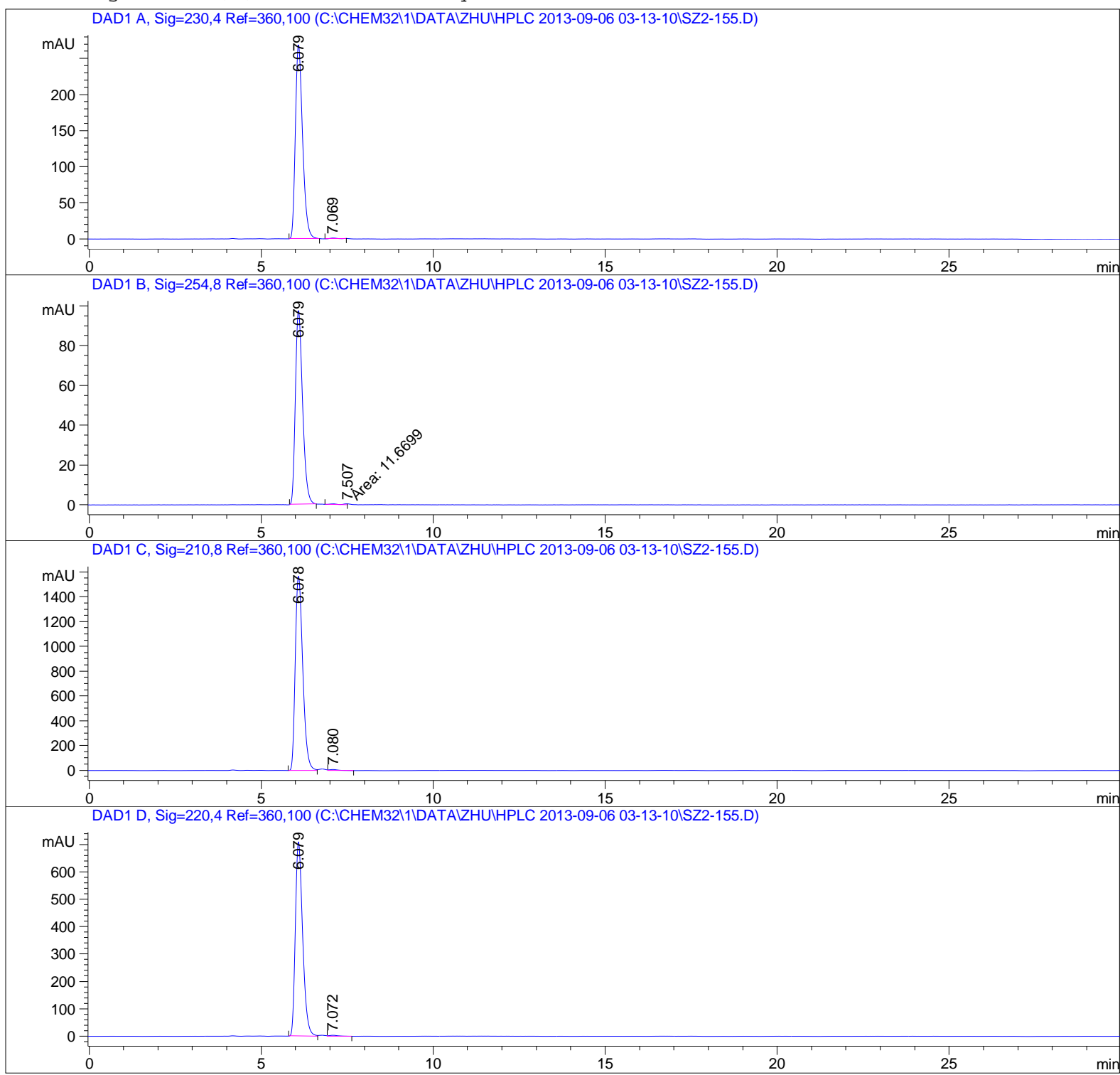
S52

```

=====
Acq. Operator   : SZ                               Seq. Line :    9
Acq. Instrument : Instrument 1                     Location  : Vial 71
Injection Date  : 9/6/2013 7:25:16 AM             Inj       :    1
                                                    Inj Volume: 5 µl
Different Inj Volume from Sequence !   Actual Inj Volume : 2 µl
Acq. Method     : C:\CHEM32\1\DATA\ZHU\HPLC 2013-09-06 03-13-10\AD-H03-30.M
Last changed    : 7/15/2013 8:52:24 PM by SHU
Analysis Method : C:\CHEM32\1\METHODS\AD-H20-60ETOH.M
Last changed    : 9/4/2013 11:04:44 AM by SZ
  
```



10 mmol-scale
1% Copper



Sample Name: 2-155

S53

=====
Area Percent Report
=====

Sorted By : Signal
Multiplier: : 1.0000
Dilution: : 1.0000
Use Multiplier & Dilution Factor with ISTDs

Signal 1: DAD1 A, Sig=230,4 Ref=360,100

Peak #	RetTime [min]	Type	Width [min]	Area [mAU*s]	Height [mAU]	Area %
1	6.079	BB	0.2239	3916.92163	268.90894	99.5534
2	7.069	BB	0.2091	17.57214	1.05054	0.4466

Totals : 3934.49377 269.95948

Signal 2: DAD1 B, Sig=254,8 Ref=360,100

Peak #	RetTime [min]	Type	Width [min]	Area [mAU*s]	Height [mAU]	Area %
1	6.079	BB	0.2232	1413.53027	97.49124	99.1812
2	7.507	MM	0.3147	11.66986	6.18111e-1	0.8188

Totals : 1425.20013 98.10935

Signal 3: DAD1 C, Sig=210,8 Ref=360,100

Peak #	RetTime [min]	Type	Width [min]	Area [mAU*s]	Height [mAU]	Area %
1	6.078	BV	0.2345	2.37060e4	1566.89124	99.3585
2	7.080	VB	0.2634	153.06528	8.36822	0.6415

Totals : 2.38591e4 1575.25945

Signal 4: DAD1 D, Sig=220,4 Ref=360,100

Peak #	RetTime [min]	Type	Width [min]	Area [mAU*s]	Height [mAU]	Area %
1	6.079	BV	0.2275	1.04387e4	709.99329	99.4149
2	7.072	VB	0.2239	61.43413	3.41418	0.5851

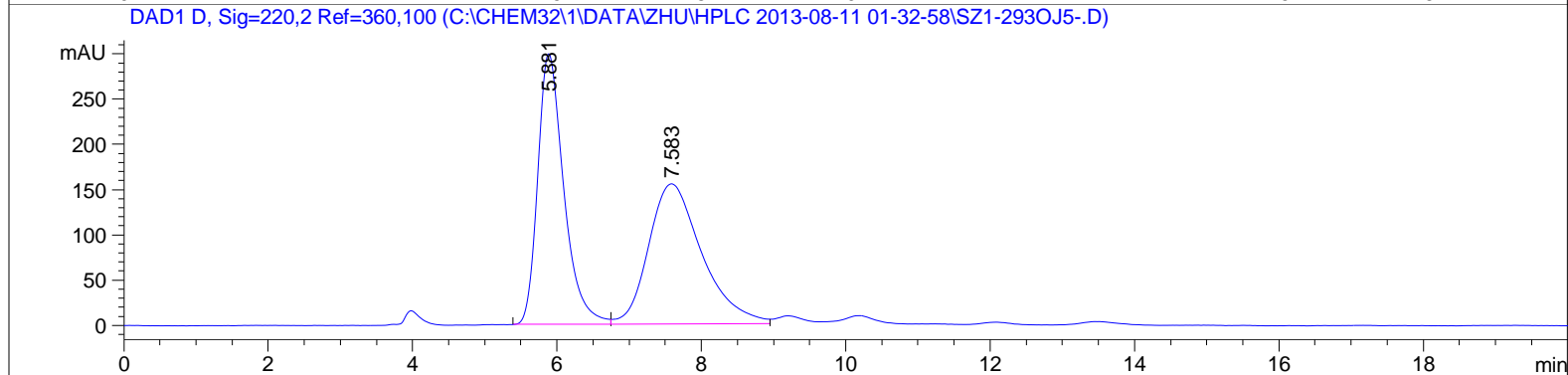
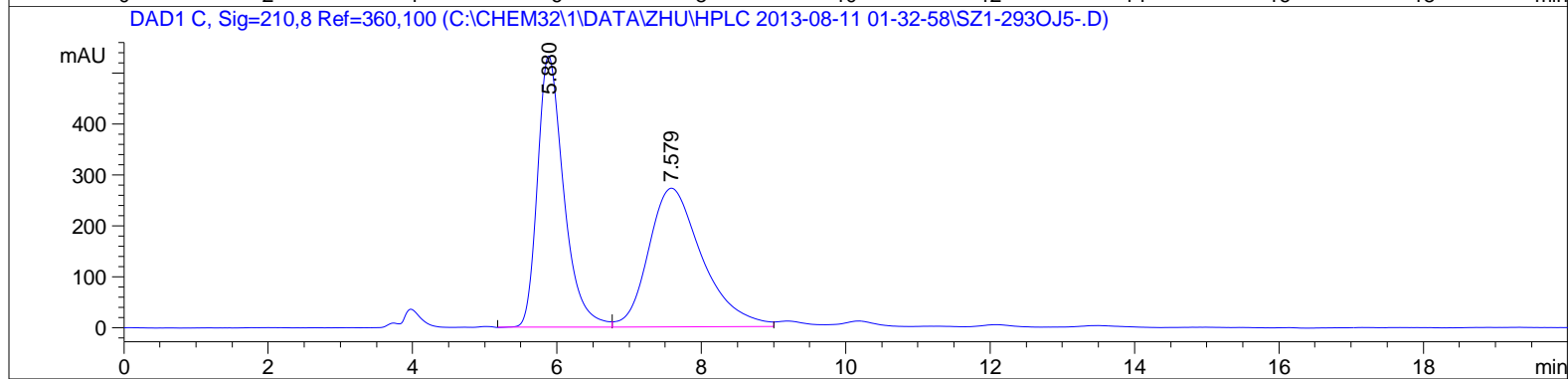
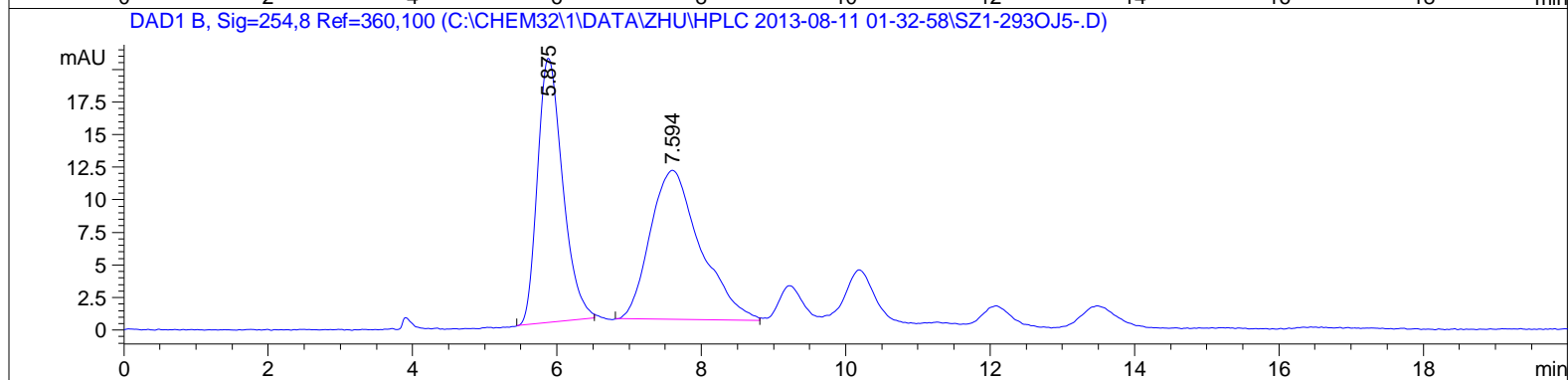
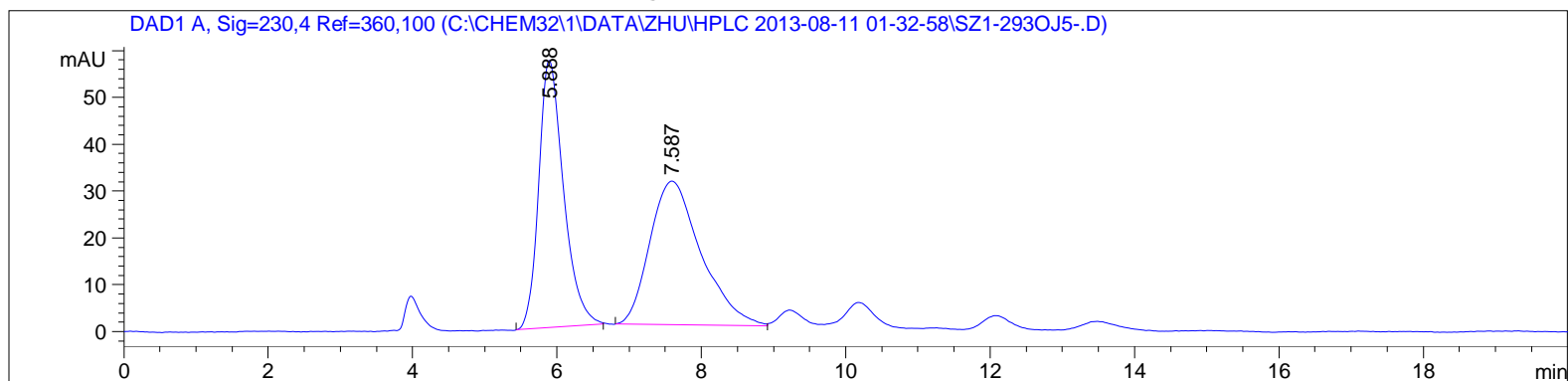
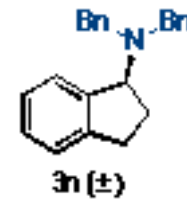
Sample Name: 1-293rac

S54

=====

Acq. Operator : SZ	Seq. Line : 5
Acq. Instrument : Instrument 1	Location : Vial 62
Injection Date : 8/11/2013 3:40:15 AM	Inj : 1
	Inj Volume : 5 µl
Different Inj Volume from Sequence !	Actual Inj Volume : 4 µl
Acq. Method : C:\CHEM32\1\DATA\ZHU\HPLC 2013-08-11 01-32-58\AD-H05-30.M	
Last changed : 8/7/2013 11:47:17 AM by RZ	
Analysis Method : C:\CHEM32\1\METHODS\AD-H20-60ETOH.M	
Last changed : 9/6/2013 12:38:52 PM by SZ	

(modified after loading)



S55

=====
Area Percent Report
=====

Sorted By : Signal
Multiplier: : 1.0000
Dilution: : 1.0000
Use Multiplier & Dilution Factor with ISTDs

Signal 1: DAD1 A, Sig=230,4 Ref=360,100

Peak #	RetTime [min]	Type	Width [min]	Area [mAU*s]	Height [mAU]	Area %
1	5.888	BB	0.3592	1365.44495	57.06235	47.4516
2	7.587	BB	0.6871	1512.10718	30.67488	52.5484

Totals : 2877.55212 87.73723

Signal 2: DAD1 B, Sig=254,8 Ref=360,100

Peak #	RetTime [min]	Type	Width [min]	Area [mAU*s]	Height [mAU]	Area %
1	5.875	BB	0.3694	492.94131	20.29181	46.9579
2	7.594	BB	0.6245	556.81049	11.46614	53.0421

Totals : 1049.75180 31.75795

Signal 3: DAD1 C, Sig=210,8 Ref=360,100

Peak #	RetTime [min]	Type	Width [min]	Area [mAU*s]	Height [mAU]	Area %
1	5.880	VV	0.3834	1.34774e4	532.35504	48.8098
2	7.579	VB	0.7611	1.41346e4	272.51981	51.1902

Totals : 2.76120e4 804.87485

Signal 4: DAD1 D, Sig=220,2 Ref=360,100

Peak #	RetTime [min]	Type	Width [min]	Area [mAU*s]	Height [mAU]	Area %
1	5.881	BV	0.3791	7514.94385	299.17673	48.4161
2	7.583	VB	0.7535	8006.64990	155.30820	51.5839

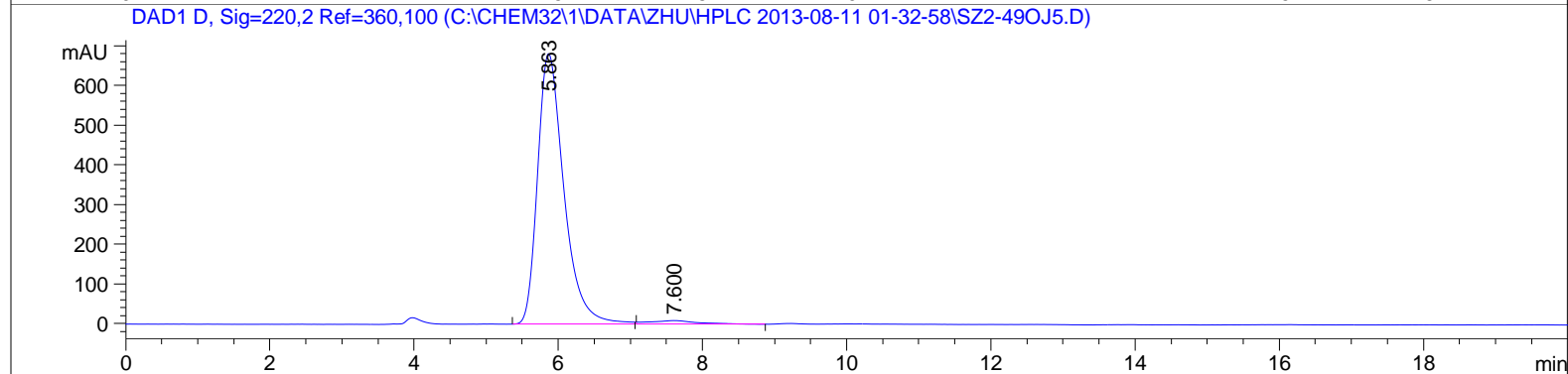
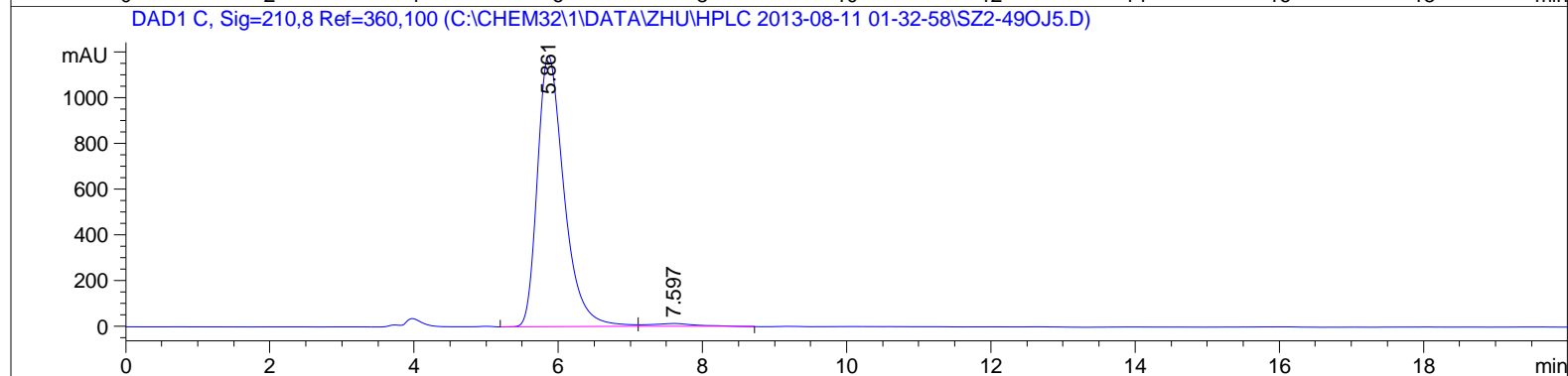
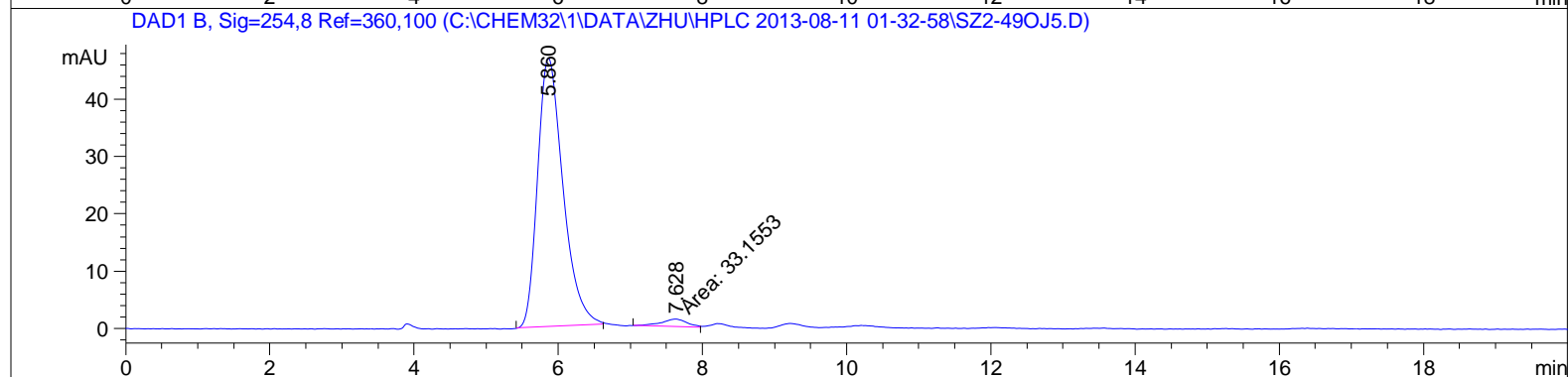
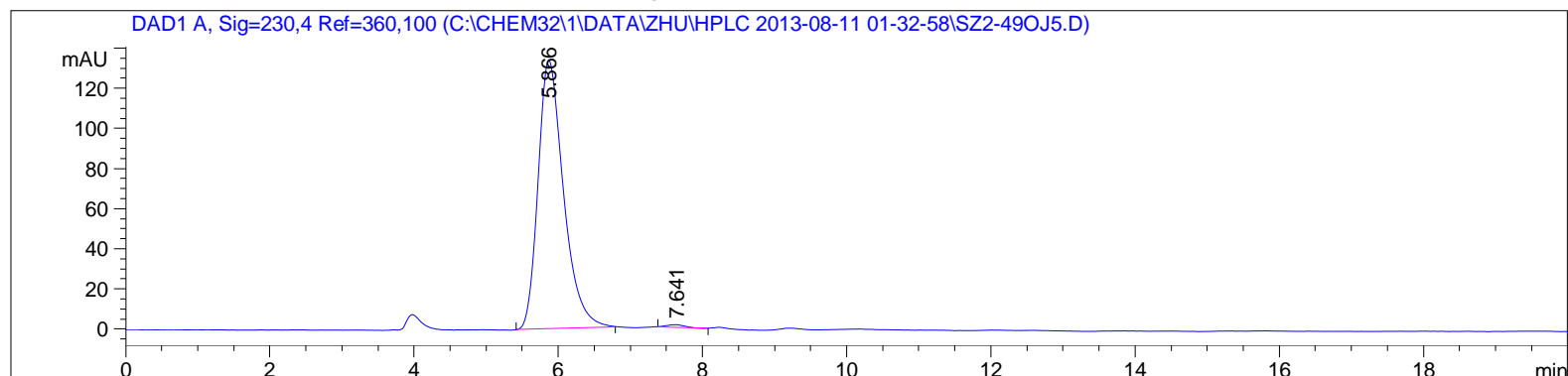
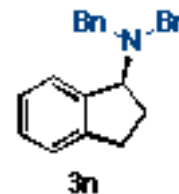
Sample Name: 2-49

S56

=====

Acq. Operator : SZ	Seq. Line : 3
Acq. Instrument : Instrument 1	Location : Vial 61
Injection Date : 8/11/2013 2:37:29 AM	Inj : 1
	Inj Volume : 5 µl
Different Inj Volume from Sequence !	Actual Inj Volume : 4 µl
Acq. Method : C:\CHEM32\1\DATA\ZHU\HPLC 2013-08-11 01-32-58\AD-H05-30.M	
Last changed : 8/7/2013 11:47:17 AM by RZ	
Analysis Method : C:\CHEM32\1\METHODS\AD-H20-60ETOH.M	
Last changed : 9/6/2013 12:38:52 PM by SZ	

(modified after loading)



Sample Name: 2-49

S57

=====
Area Percent Report
=====

Sorted By : Signal
Multiplier: : 1.0000
Dilution: : 1.0000
Use Multiplier & Dilution Factor with ISTDs

Signal 1: DAD1 A, Sig=230,4 Ref=360,100

Peak #	RetTime [min]	Type	Width [min]	Area [mAU*s]	Height [mAU]	Area %
1	5.866	BB	0.3726	3289.06836	133.86964	99.1659
2	7.641	BB	0.2301	27.66391	1.48003	0.8341

Totals : 3316.73227 135.34968

Signal 2: DAD1 B, Sig=254,8 Ref=360,100

Peak #	RetTime [min]	Type	Width [min]	Area [mAU*s]	Height [mAU]	Area %
1	5.860	BB	0.3746	1152.72522	46.92719	97.2042
2	7.628	MM	0.4194	33.15527	1.31755	2.7958

Totals : 1185.88049 48.24474

Signal 3: DAD1 C, Sig=210,8 Ref=360,100

Peak #	RetTime [min]	Type	Width [min]	Area [mAU*s]	Height [mAU]	Area %
1	5.861	VV	0.3903	3.04912e4	1184.74170	97.7730
2	7.597	VB	0.5863	694.48907	14.40850	2.2270

Totals : 3.11857e4 1199.15020

Signal 4: DAD1 D, Sig=220,2 Ref=360,100

Peak #	RetTime [min]	Type	Width [min]	Area [mAU*s]	Height [mAU]	Area %
1	5.863	BB	0.3881	1.72868e4	681.10864	97.6269
2	7.600	BB	0.5551	420.21100	9.06069	2.3731

S59

=====
Area Percent Report
=====

Sorted By : Signal
Multiplier: : 1.0000
Dilution: : 1.0000
Use Multiplier & Dilution Factor with ISTDs

Signal 1: DAD1 A, Sig=230,4 Ref=360,100

Peak #	RetTime [min]	Type	Width [min]	Area [mAU*s]	Height [mAU]	Area %
1	5.811	BB	0.4354	3422.00732	118.33289	49.2643
2	7.691	BB	0.8790	3524.22021	55.34014	50.7357

Totals : 6946.22754 173.67303

Signal 2: DAD1 B, Sig=254,8 Ref=360,100

Peak #	RetTime [min]	Type	Width [min]	Area [mAU*s]	Height [mAU]	Area %
1	5.812	BB	0.4308	789.69830	27.52083	50.6231
2	7.696	BB	0.7875	770.25879	12.52384	49.3769

Totals : 1559.95709 40.04467

Signal 3: DAD1 C, Sig=210,8 Ref=360,100

Peak #	RetTime [min]	Type	Width [min]	Area [mAU*s]	Height [mAU]	Area %
1	5.811	VV	0.4483	2.61497e4	886.13550	48.6427
2	7.690	VB	0.9662	2.76089e4	421.51959	51.3573

Totals : 5.37586e4 1307.65509

Signal 4: DAD1 D, Sig=220,4 Ref=360,100

Peak #	RetTime [min]	Type	Width [min]	Area [mAU*s]	Height [mAU]	Area %
1	5.812	VV	0.4485	1.60140e4	545.46857	48.7146
2	7.694	VB	0.9553	1.68591e4	258.34833	51.2854

Sample Name: 2-54

S61

=====
Area Percent Report
=====

Sorted By : Signal
Multiplier: : 1.0000
Dilution: : 1.0000
Use Multiplier & Dilution Factor with ISTDs

Signal 1: DAD1 A, Sig=230,4 Ref=360,100

Peak #	RetTime [min]	Type	Width [min]	Area [mAU*s]	Height [mAU]	Area %
1	5.801	BB	0.4174	3429.30518	122.96570	94.3171
2	7.730	BV	0.6115	206.62518	3.99417	5.6829

Totals : 3635.93036 126.95987

Signal 2: DAD1 B, Sig=254,8 Ref=360,100

Peak #	RetTime [min]	Type	Width [min]	Area [mAU*s]	Height [mAU]	Area %
1	5.806	BB	0.4247	800.18469	28.75187	93.2555
2	7.700	MM	0.9159	57.87141	1.05308	6.7445

Totals : 858.05611 29.80495

Signal 3: DAD1 C, Sig=210,8 Ref=360,100

Peak #	RetTime [min]	Type	Width [min]	Area [mAU*s]	Height [mAU]	Area %
1	5.803	VB	0.4382	2.65956e4	922.94476	91.7787
2	7.718	BB	0.7753	2382.35229	36.89408	8.2213

Totals : 2.89779e4 959.83884

Signal 4: DAD1 D, Sig=220,4 Ref=360,100

Peak #	RetTime [min]	Type	Width [min]	Area [mAU*s]	Height [mAU]	Area %
1	5.803	BB	0.4358	1.62650e4	568.52838	91.7705
2	7.722	BB	0.7831	1458.55127	22.47524	8.2295

S63

=====
Area Percent Report
=====

Sorted By : Signal
Multiplier: : 1.0000
Dilution: : 1.0000
Use Multiplier & Dilution Factor with ISTDs

Signal 1: DAD1 A, Sig=230,4 Ref=360,100

Peak #	RetTime [min]	Type	Width [min]	Area [mAU*s]	Height [mAU]	Area %
1	4.697	VV	0.2393	2973.19531	193.43083	51.5631
2	6.105	FM	0.2809	2792.93506	165.68793	48.4369

Totals : 5766.13037 359.11876

Signal 2: DAD1 B, Sig=254,8 Ref=360,100

Peak #	RetTime [min]	Type	Width [min]	Area [mAU*s]	Height [mAU]	Area %
1	4.698	VB	0.2297	1161.28479	78.92053	51.1662
2	6.105	BB	0.2534	1108.34595	68.27782	48.8338

Totals : 2269.63074 147.19835

Signal 3: DAD1 C, Sig=210,8 Ref=360,100

Peak #	RetTime [min]	Type	Width [min]	Area [mAU*s]	Height [mAU]	Area %
1	4.697	VV	0.2417	1.71494e4	1125.72485	51.0349
2	6.105	FM	0.2788	1.64539e4	983.78546	48.9651

Totals : 3.36033e4 2109.51031

Signal 4: DAD1 D, Sig=220,2 Ref=360,100

Peak #	RetTime [min]	Type	Width [min]	Area [mAU*s]	Height [mAU]	Area %
1	4.697	VV	0.2394	7403.91699	481.36862	51.4347
2	6.105	FM	0.2804	6990.87207	415.46646	48.5653

Sample Name: 2-111

S65

=====
Area Percent Report
=====

Sorted By : Signal
Multiplier: : 1.0000
Dilution: : 1.0000
Use Multiplier & Dilution Factor with ISTDs

Signal 1: DAD1 A, Sig=230,4 Ref=360,100

Peak #	RetTime [min]	Type	Width [min]	Area [mAU*s]	Height [mAU]	Area %
1	4.669	VV	0.2041	5094.11279	390.70959	99.7334
2	6.108	MM	0.2387	13.61854	9.51028e-1	0.2666

Totals : 5107.73134 391.66062

Signal 2: DAD1 B, Sig=254,8 Ref=360,100

Peak #	RetTime [min]	Type	Width [min]	Area [mAU*s]	Height [mAU]	Area %
1	4.670	BB	0.2042	2144.02563	164.37088	99.7078
2	6.102	MM	0.2547	6.28330	4.11085e-1	0.2922

Totals : 2150.30894 164.78197

Signal 3: DAD1 C, Sig=210,8 Ref=360,100

Peak #	RetTime [min]	Type	Width [min]	Area [mAU*s]	Height [mAU]	Area %
1	4.670	VB	0.2388	2.70570e4	1826.62317	99.6580
2	6.104	BB	0.2269	92.84227	5.73375	0.3420

Totals : 2.71498e4 1832.35692

Signal 4: DAD1 D, Sig=220,2 Ref=360,100

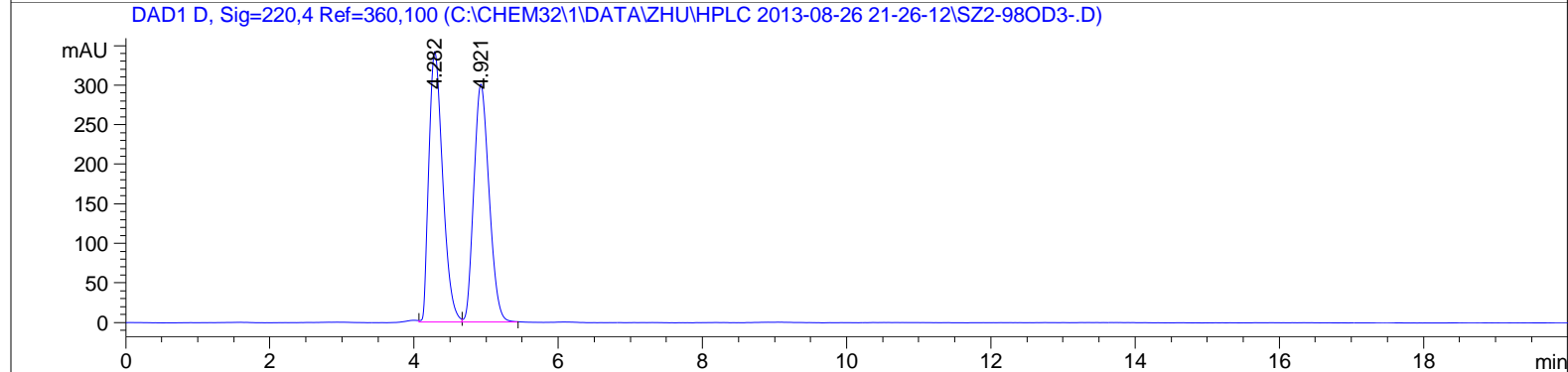
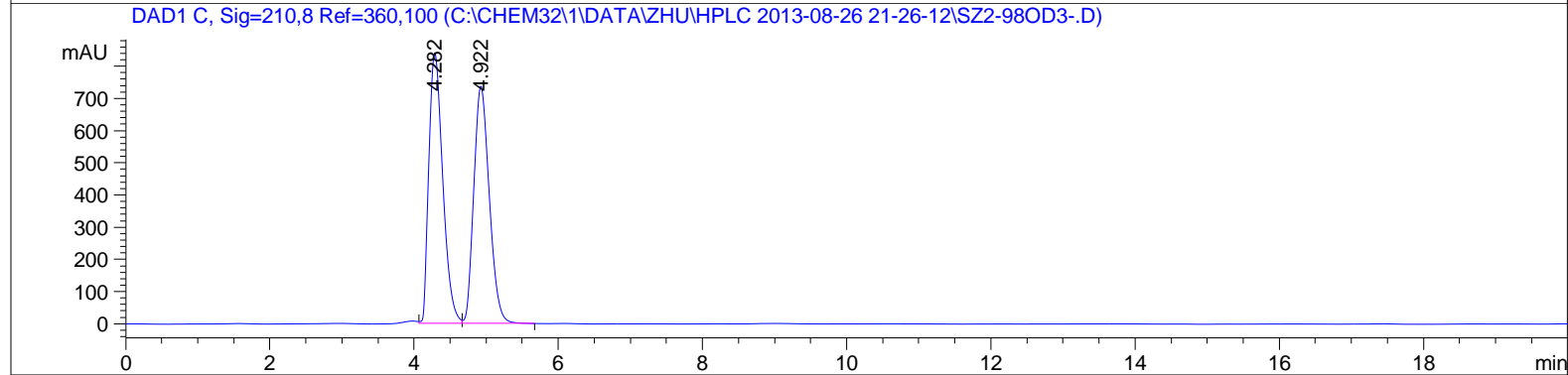
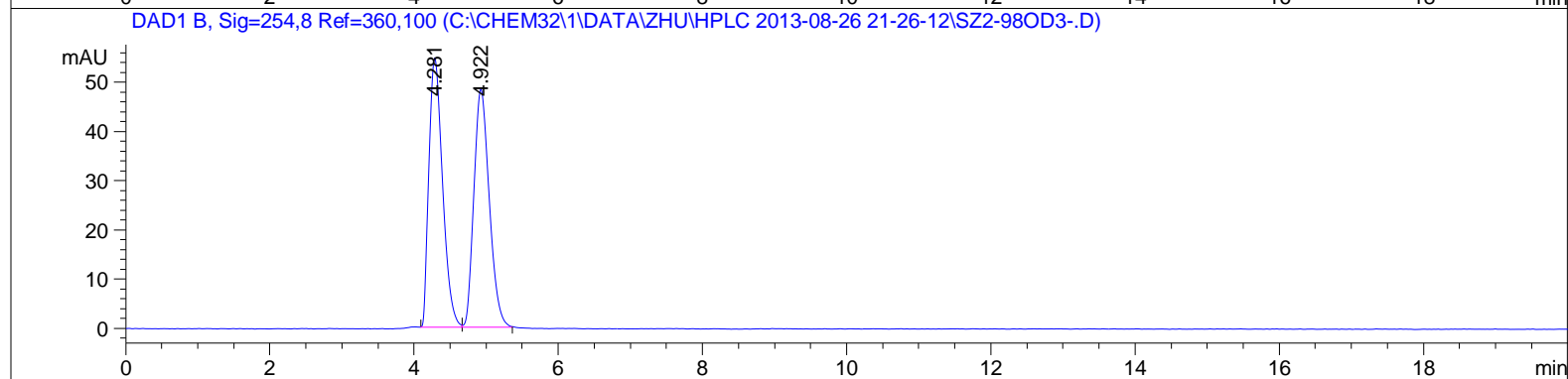
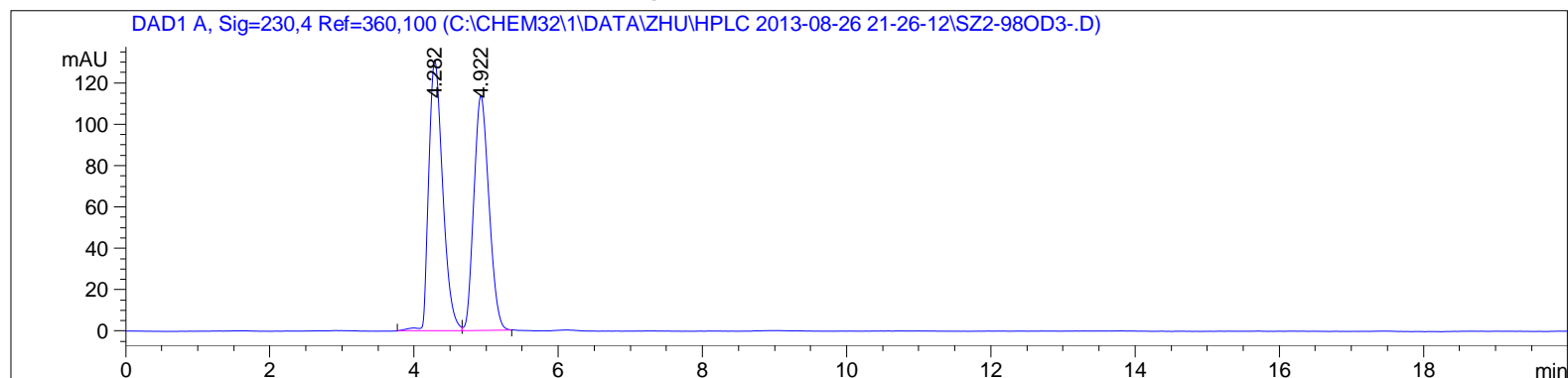
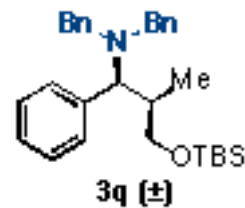
Peak #	RetTime [min]	Type	Width [min]	Area [mAU*s]	Height [mAU]	Area %
1	4.669	VV	0.2083	1.24764e4	943.43213	99.6851
2	6.083	BB	0.2161	39.40620	2.18824	0.3149

Sample Name: 2-98RAC

S66

=====

Acq. Operator : SZ	Seq. Line : 6
Acq. Instrument : Instrument 1	Location : Vial 63
Injection Date : 8/27/2013 12:04:32 AM	Inj : 1
	Inj Volume : 5 μ l
Different Inj Volume from Sequence !	Actual Inj Volume : 4 μ l
Acq. Method : C:\CHEM32\1\DATA\ZHU\HPLC 2013-08-26 21-26-12\AD-H03-30.M	
Last changed : 7/15/2013 8:52:24 PM by SHU	
Analysis Method : C:\CHEM32\1\METHODS\AD-H20-60ETOH.M	
Last changed : 9/6/2013 12:38:52 PM by SZ	
(modified after loading)	



S67

=====
Area Percent Report
=====

Sorted By : Signal
Multiplier: : 1.0000
Dilution: : 1.0000
Use Multiplier & Dilution Factor with ISTDs

Signal 1: DAD1 A, Sig=230,4 Ref=360,100

Peak #	RetTime [min]	Type	Width [min]	Area [mAU*s]	Height [mAU]	Area %
1	4.282	BV	0.2154	1765.99536	130.86226	51.6142
2	4.922	VB	0.2279	1655.53296	113.65296	48.3858

Totals : 3421.52832 244.51522

Signal 2: DAD1 B, Sig=254,8 Ref=360,100

Peak #	RetTime [min]	Type	Width [min]	Area [mAU*s]	Height [mAU]	Area %
1	4.281	BV	0.2121	722.25366	54.69595	50.0921
2	4.922	VB	0.2314	719.59875	48.42576	49.9079

Totals : 1441.85242 103.12171

Signal 3: DAD1 C, Sig=210,8 Ref=360,100

Peak #	RetTime [min]	Type	Width [min]	Area [mAU*s]	Height [mAU]	Area %
1	4.282	VV	0.2170	1.13224e4	841.63110	50.5276
2	4.922	VB	0.2345	1.10305e4	737.52417	49.2248
3	25.177	BV	0.3053	55.49107	2.16320	0.2476

Totals : 2.24084e4 1581.31847

Signal 4: DAD1 D, Sig=220,4 Ref=360,100

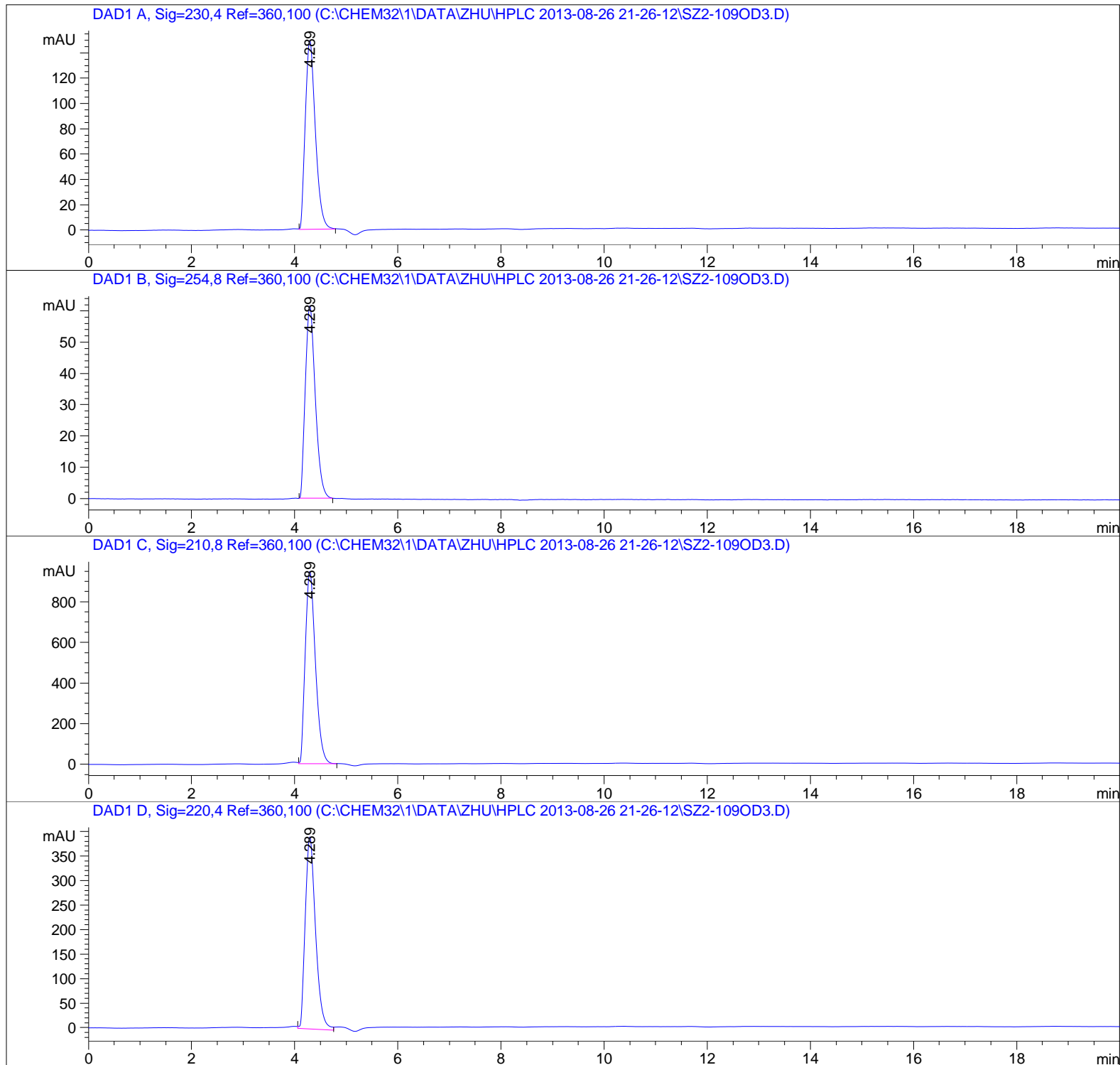
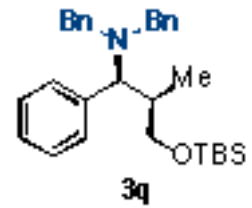
Sample Name: 2-109

S68

=====

Acq. Operator : SZ	Seq. Line : 2
Acq. Instrument : Instrument 1	Location : Vial 61
Injection Date : 8/26/2013 9:58:55 PM	Inj : 1
	Inj Volume : 5 µl
Different Inj Volume from Sequence !	Actual Inj Volume : 4 µl
Acq. Method : C:\CHEM32\1\DATA\ZHU\HPLC 2013-08-26 21-26-12\AD-H03-30.M	
Last changed : 7/15/2013 8:52:24 PM by SHU	
Analysis Method : C:\CHEM32\1\METHODS\AD-H20-60ETOH.M	
Last changed : 9/6/2013 12:38:52 PM by SZ	

(modified after loading)



S69

=====
Area Percent Report
=====

Sorted By : Signal
Multiplier: : 1.0000
Dilution: : 1.0000
Use Multiplier & Dilution Factor with ISTDs

Signal 1: DAD1 A, Sig=230,4 Ref=360,100

Peak #	RetTime [min]	Type	Width [min]	Area [mAU*s]	Height [mAU]	Area %
1	4.289	BB	0.2107	2030.43677	149.31010	100.0000

Totals : 2030.43677 149.31010

Signal 2: DAD1 B, Sig=254,8 Ref=360,100

Peak #	RetTime [min]	Type	Width [min]	Area [mAU*s]	Height [mAU]	Area %
1	4.289	BB	0.2092	830.18610	61.60786	100.0000

Totals : 830.18610 61.60786

Signal 3: DAD1 C, Sig=210,8 Ref=360,100

Peak #	RetTime [min]	Type	Width [min]	Area [mAU*s]	Height [mAU]	Area %
1	4.289	VB	0.2143	1.30240e4	947.98413	100.0000

Totals : 1.30240e4 947.98413

Signal 4: DAD1 D, Sig=220,4 Ref=360,100

Peak #	RetTime [min]	Type	Width [min]	Area [mAU*s]	Height [mAU]	Area %
1	4.289	VV	0.2142	5447.15869	391.74844	100.0000

Totals : 5447.15869 391.74844

Sample Name: 1-16

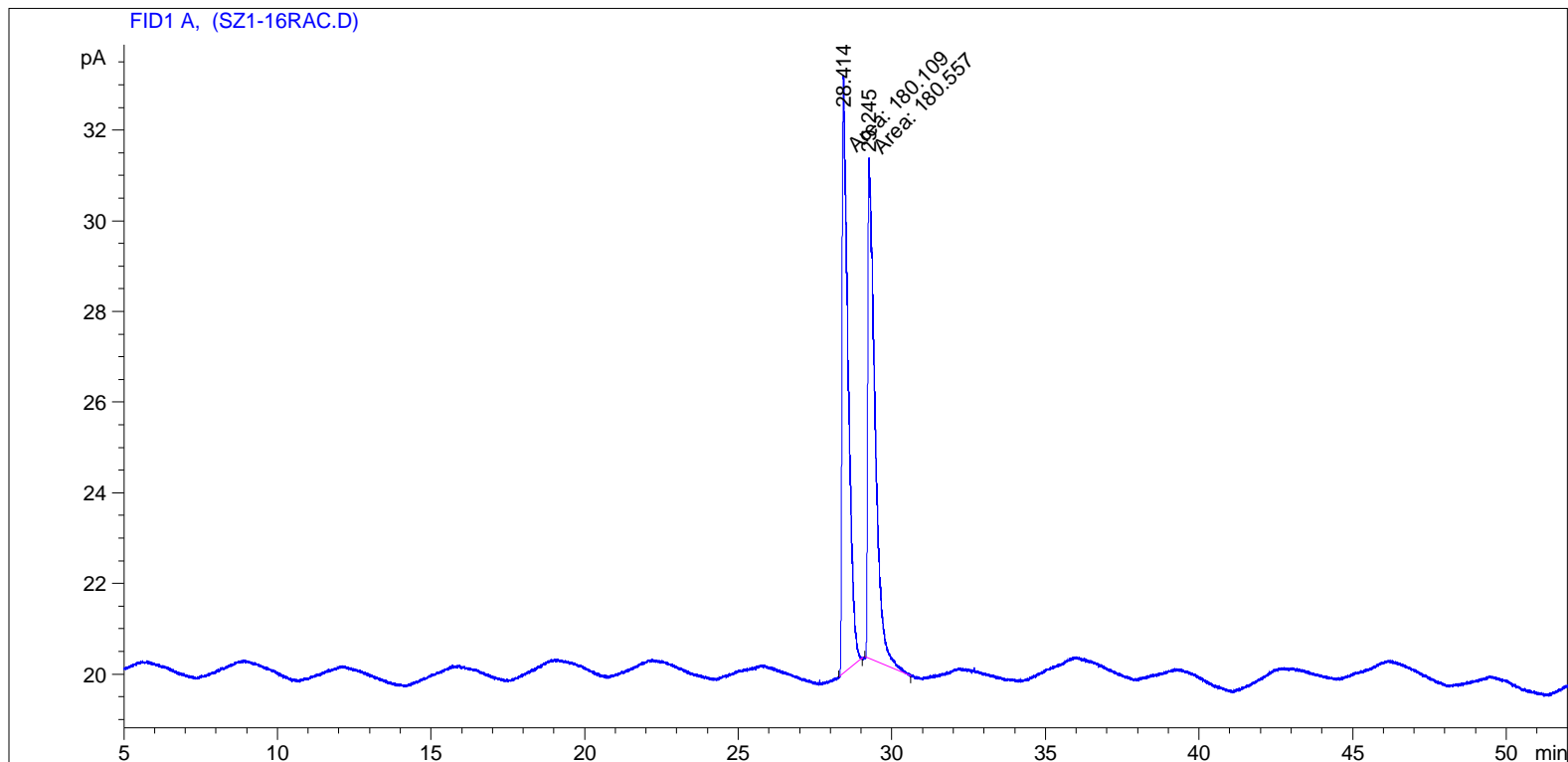
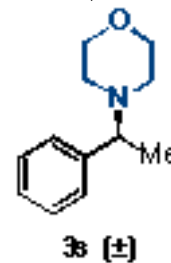
S70

```

=====
Acq. Operator   : RZ                      Seq. Line :    2
Acq. Instrument : Chiral C 6850 C          Location  : Vial 7
Injection Date  : 06-Sep-13, 08:48:11     Inj       :    1
                                           Inj Volume: 1 µl

Acq. Method     : C:\CHEM32\2\METHODS\SZ100-125 05.M
Last changed    : 6/18/2013 1:35:53 PM by SHU
Analysis Method : C:\CHEM32\2\METHODS\RZ-70-180-1H.M
Last changed    : 9/6/2013 11:36:59 AM by SHU
                 modified after loading
Method Info     : chirasil-de
=====

```



```

=====
                          Area Percent Report
=====

```

```

Sorted By      :      Signal
Multiplier:    :      1.0000
Dilution:      :      1.0000
Use Multiplier & Dilution Factor with ISTDs

```

Signal 1: FID1 A,

Peak #	RetTime [min]	Type	Width [min]	Area [pA*s]	Height [pA]	Area %
1	28.414	MM	0.2280	180.10864	13.16769	49.93779
2	29.245	MM	0.2727	180.55737	11.03511	50.06221

Sample Name: 2-108

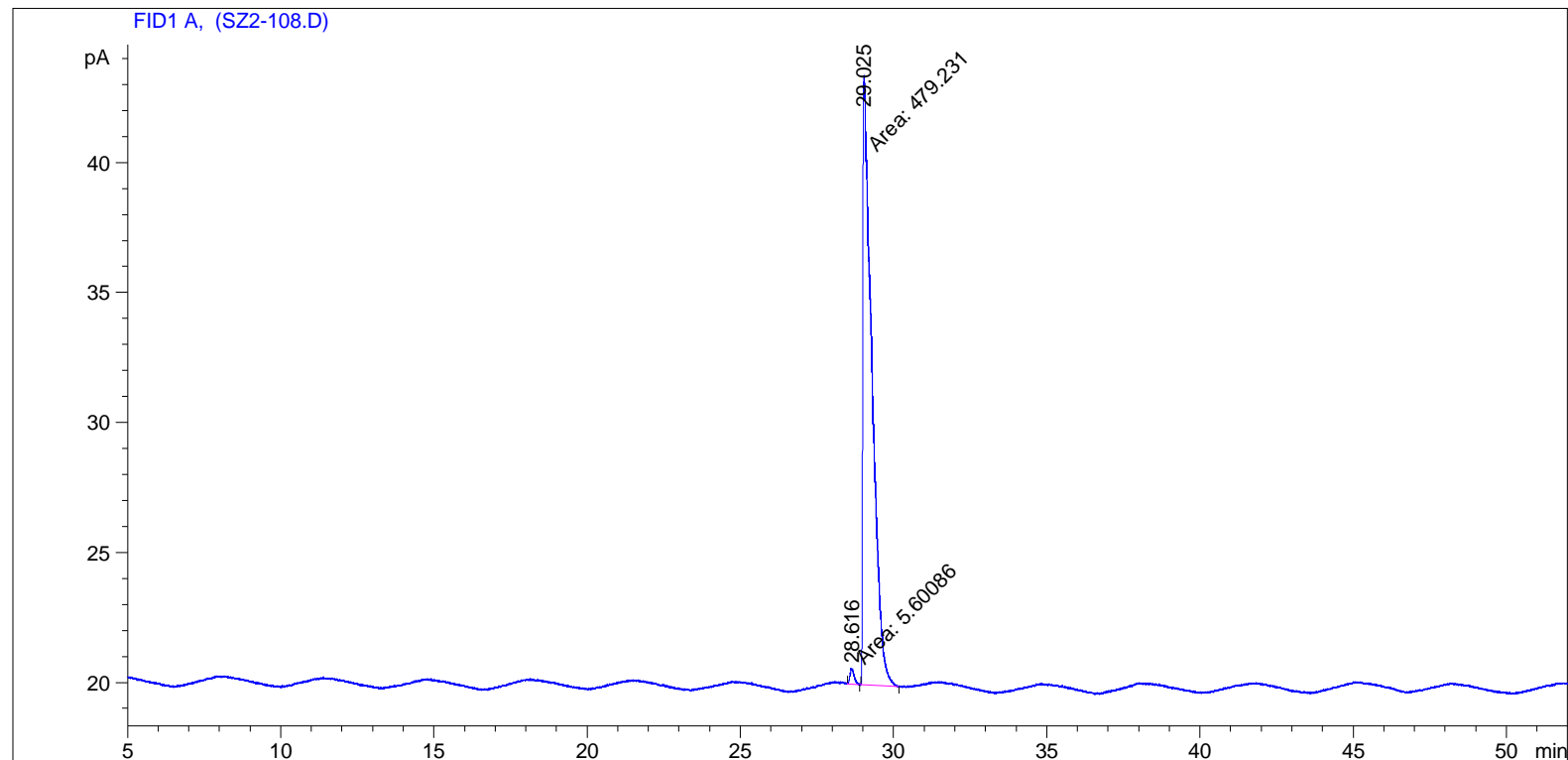
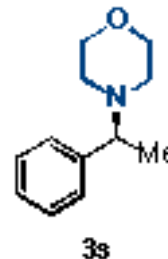
S71

```

=====
Acq. Operator   : RZ                               Seq. Line :    1
Acq. Instrument : Chiral C 6850 C                 Location  : Vial 8
Injection Date  : 06-Sep-13, 07:51:57           Inj       :    1
                                                    Inj Volume: 1 µl

Acq. Method     : C:\CHEM32\2\METHODS\SZ100-125 05.M
Last changed    : 6/18/2013 1:35:53 PM by SHU
Analysis Method : C:\CHEM32\2\METHODS\RZ-70-180-1H.M
Last changed    : 9/6/2013 12:25:46 PM by SHU
                modified after loading
Method Info     : chirasil-de
=====

```



```

=====
                          Area Percent Report
=====

```

```

Sorted By           :      Signal
Multiplier:         :      1.0000
Dilution:          :      1.0000
Use Multiplier & Dilution Factor with ISTDs

```

Signal 1: FID1 A,

Peak #	RetTime [min]	Type	Width [min]	Area [pA*s]	Height [pA]	Area %
1	28.616	MM	0.1567	5.60086	5.95790e-1	1.15522
2	29.025	MM	0.3406	479.23148	23.44999	98.84478

Sample Name: 1-270

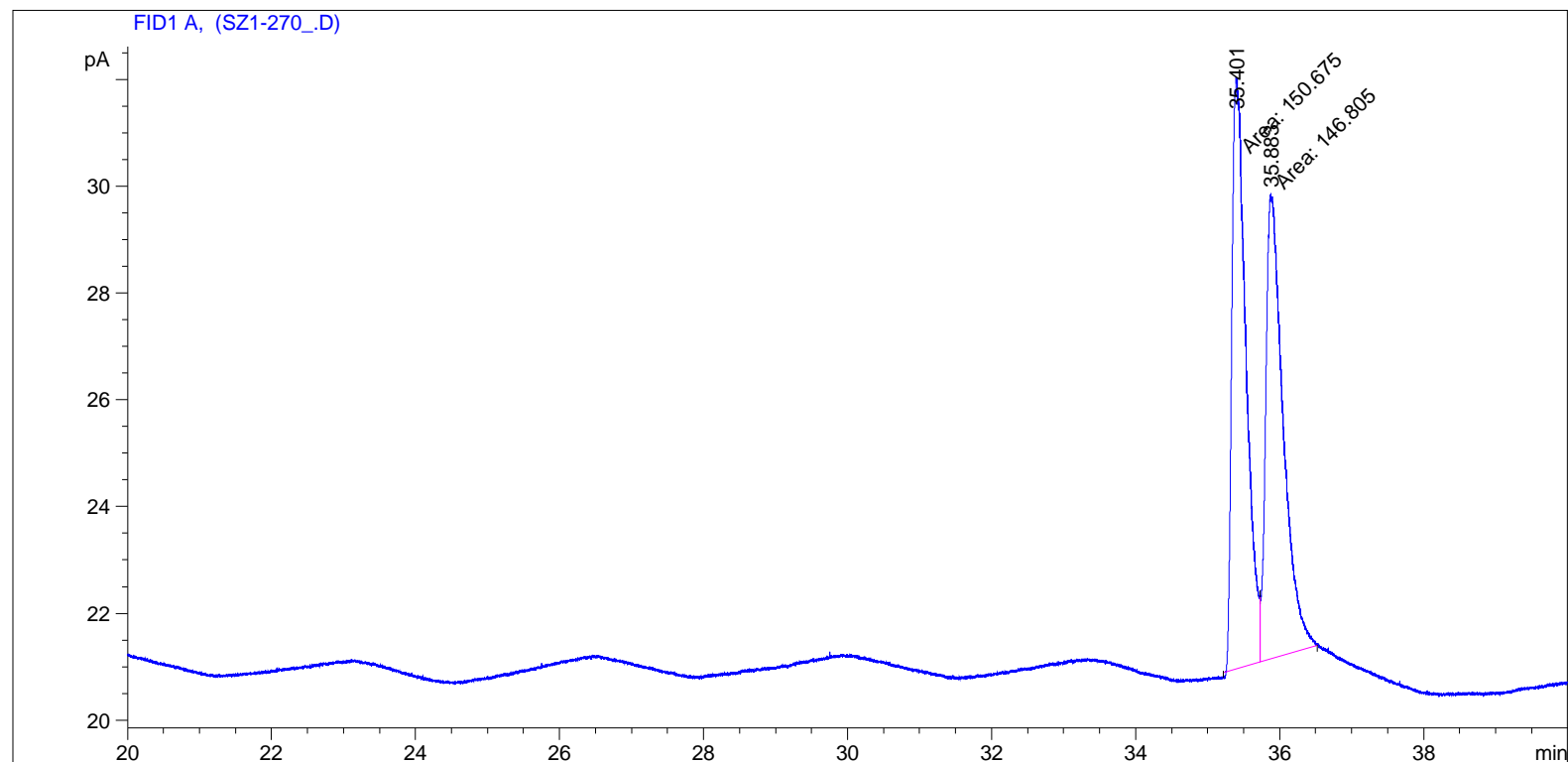
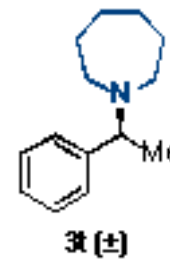
S72

```

=====
Acq. Operator   : SHU                               Seq. Line :    4
Acq. Instrument : Chiral C 6850 C                   Location  : Vial 8
Injection Date  : 25-Aug-13, 07:24:16              Inj       :    1
                                                    Inj Volume: 1 µl

Acq. Method    : C:\CHEM32\2\METHODS\SZ100-125 05.M
Last changed   : 6/18/2013 1:35:53 PM by SHU
Analysis Method: C:\CHEM32\2\METHODS\RZ-70-180-1H.M
Last changed   : 9/6/2013 12:28:08 PM by SHU
                modified after loading
Method Info    : chirasil-de
=====

```



```

=====
                          Area Percent Report
=====

```

```

Sorted By      :      Signal
Multiplier:    :      1.0000
Dilution:      :      1.0000
Use Multiplier & Dilution Factor with ISTDs

```

Signal 1: FID1 A,

Peak #	RetTime [min]	Type	Width [min]	Area [pA*s]	Height [pA]	Area %
1	35.401	MF	0.2269	150.67537	11.06964	50.65056
2	35.883	FM	0.2805	146.80479	8.72269	49.34944

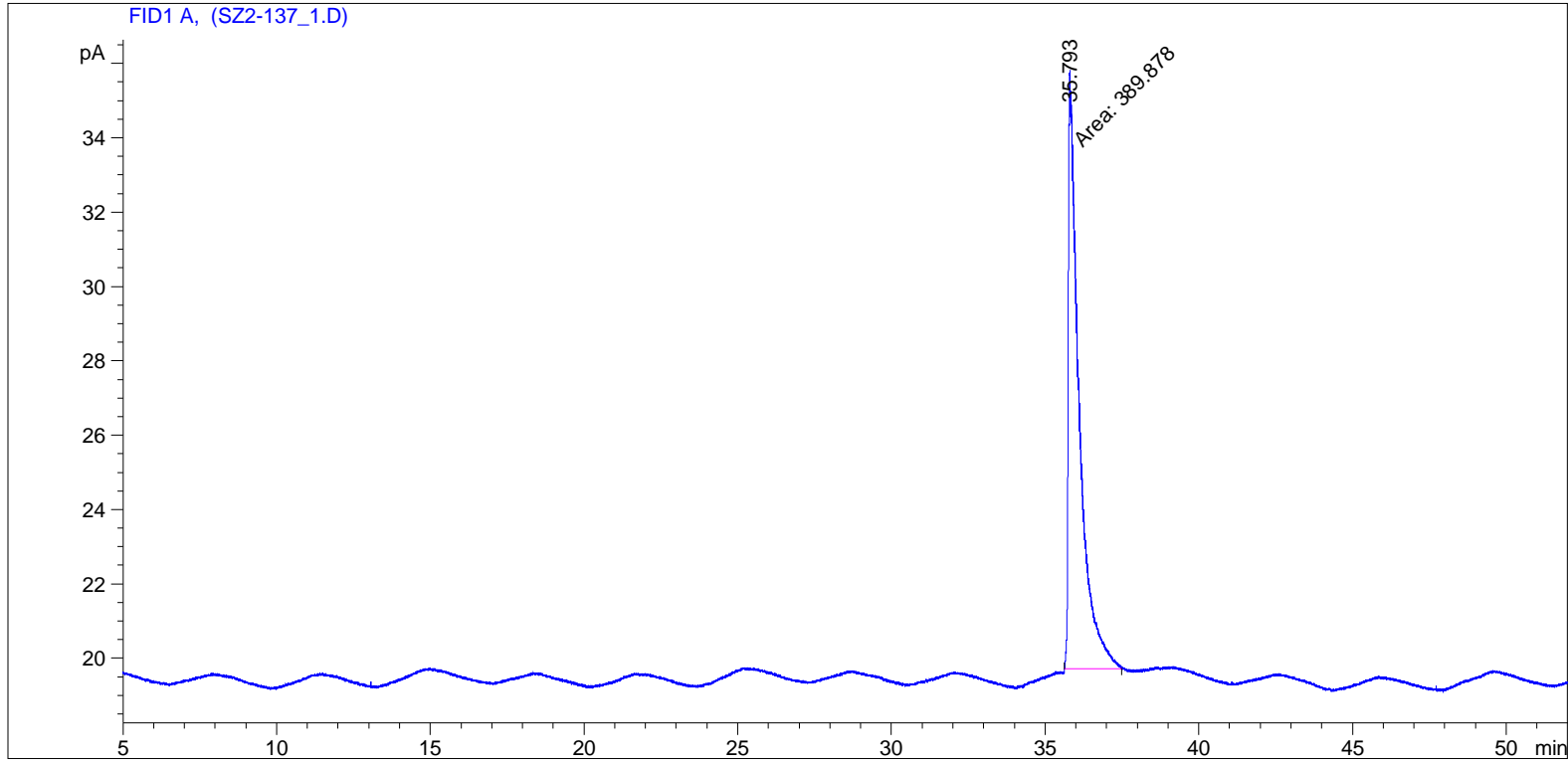
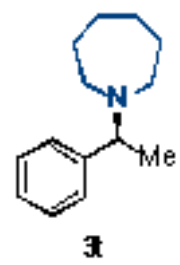
S73

```

=====
Acq. Operator   : RZ                               Seq. Line :    2
Acq. Instrument : Chiral C 6850 C                 Location  : Vial 7
Injection Date  : 05-Sep-13, 18:23:48            Inj       :    1
                                                    Inj Volume: 1 µl

Acq. Method     : C:\CHEM32\2\METHODS\SZ100-125 05.M
Last changed    : 6/18/2013 1:35:53 PM by SHU
Analysis Method : C:\CHEM32\2\METHODS\RZ-70-180-1H.M
Last changed    : 9/6/2013 12:25:46 PM by SHU
                  modified after loading
Method Info     : chirasil-de
=====

```



```

=====
                          Area Percent Report
=====

```

```

Sorted By      :      Signal
Multiplier:    :      1.0000
Dilution:      :      1.0000
Use Multiplier & Dilution Factor with ISTDs

```

Signal 1: FID1 A,

Peak #	RetTime [min]	Type	Width [min]	Area [pA*s]	Height [pA]	Area %
1	35.793	MM	0.4050	389.87814	16.04535	1.000e2