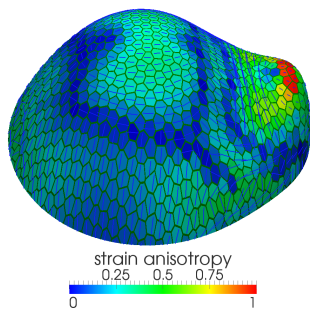
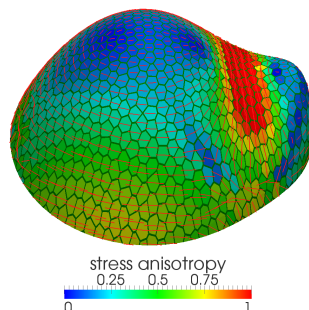


A


B



C



D



E

Figure S5: **Additional meristem-like template simulations.** (A-D) Additional information about Figure 4. (E) Anisotropy direction pattern for the same simulation as Figure 4D-F, using perpendicular to strain feedback model and the fiber model with strain anisotropy measure. All of the model parameters are the same except strain constant in Equation 6, $S_{max} = 0.08$