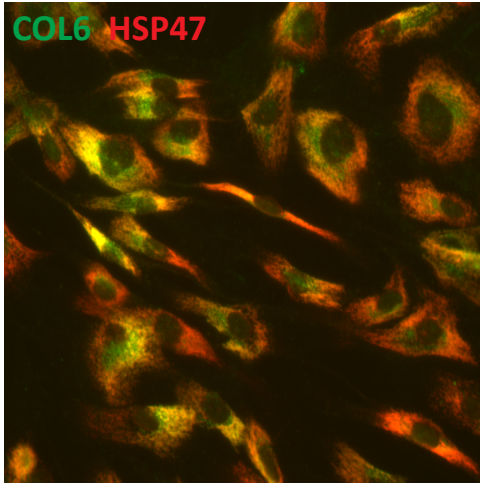
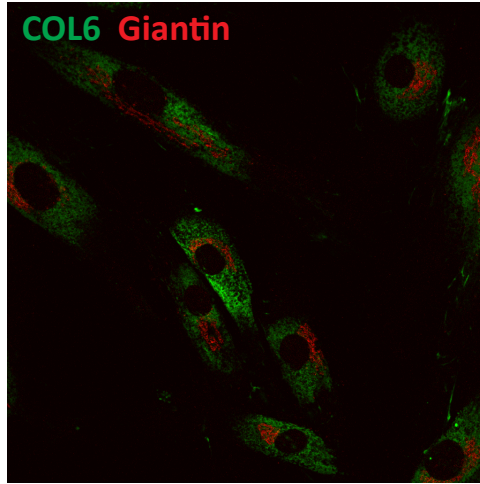
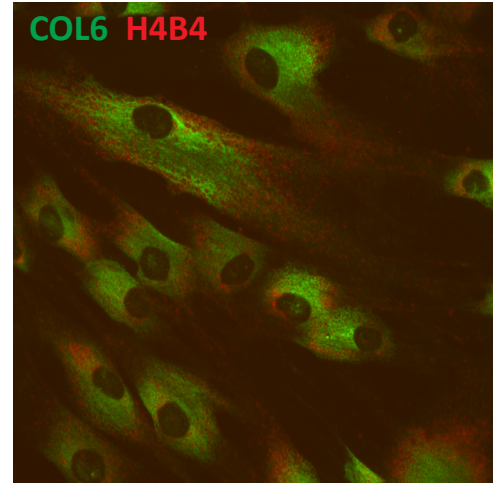


a**b****c**

Supplementary Figure S3

The intracellular retained collagen VI in UCMD fibroblasts is mainly located in the endoplasmic reticulum (ER), but does not activate the unfolded protein response (UPR).

One UCMD fibroblast culture stained with anti-collagen VI (green) shows intracellular retention, which co-localized with marker of ER HSP47 (**a**), but not with marker of Golgi giantin (**b**), or with lysosomal marker Hb4B (**c**).