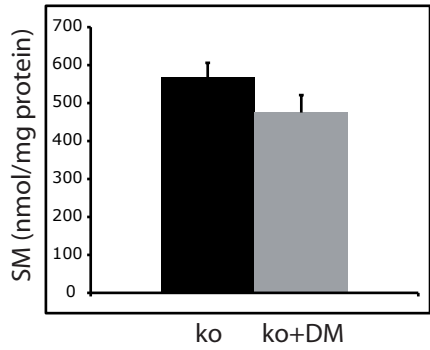
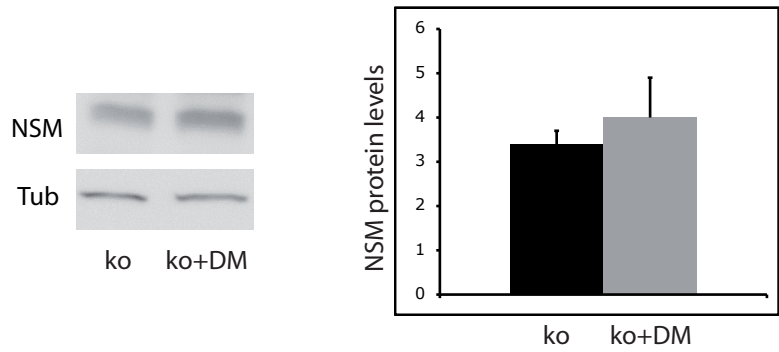


**SUPPORTING INFORMATION FIGURE 5**

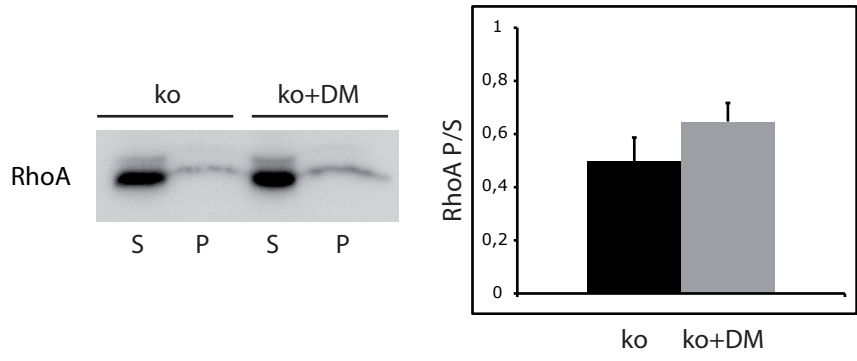
A



B



C



**Supporting Information Figure 5  
Dexamethasone treatment of ASMko males does not alter SM levels, NSM expression or RhoA membrane binding in synaptosomes.**

A. Mean  $\pm$  SD of SM levels (nmol/mg protein) in synaptosomes from ASMko males treated or not with dexamethasone (n=10). B. Western blot of NSM and tubulin levels in synaptosomes derived from ASMko males treated or not with dexamethasone. Graph shows mean  $\pm$  SD of NSM levels normalized to tubulin (n=10). C. Western blot of RhoA in supernatants (S) and pellets (P) after 100000g centrifugation of synaptosomes from ASMko males treated or not with dexamethasone. Graph shows mean  $\pm$  SD of the RhoA ratio pellet/supernatant (n=10).