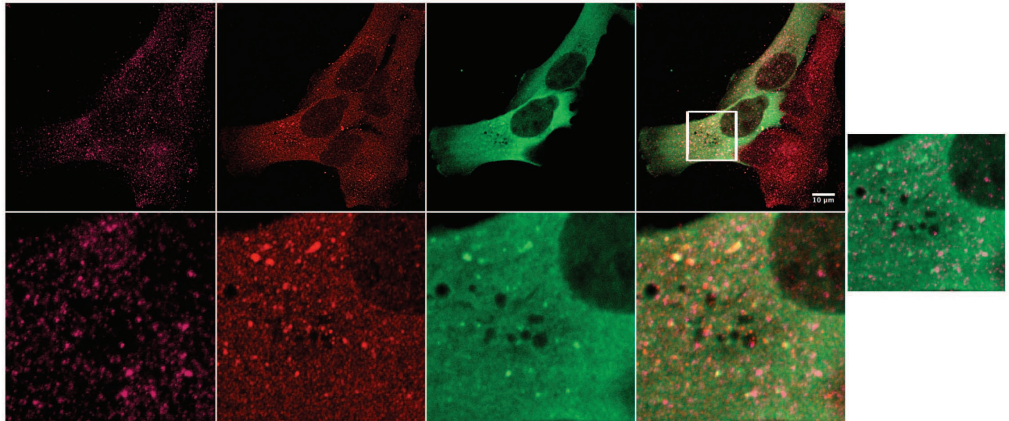


Supplementary Figure 3.

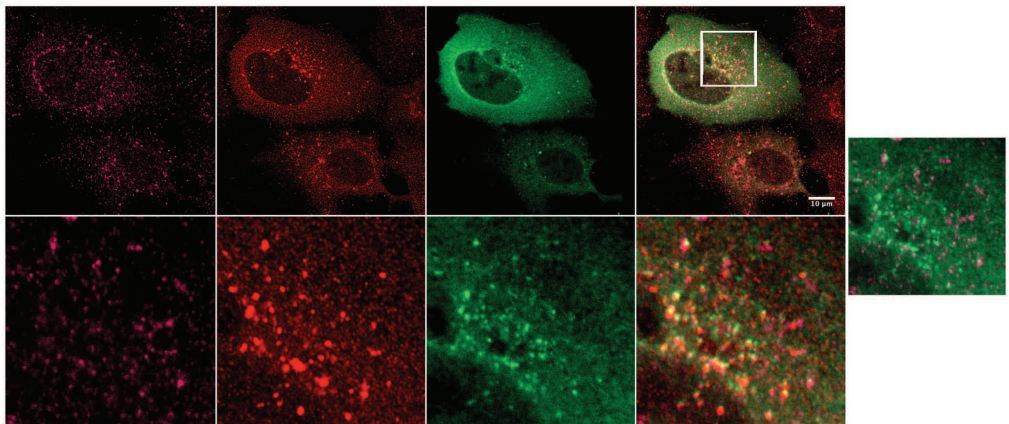
A

TBC1D5 (Cy5) LC3 (Cy3) HA-ULK1 (FITC) overlay

DMSO



KU-0063794



starvation EBSS (4h)

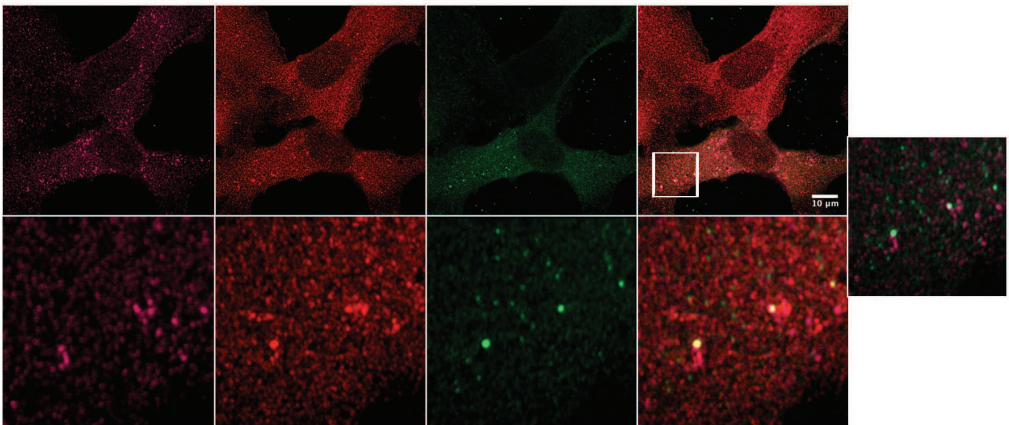


Fig S3 | TBC1D5 co-localizes with ULK1 (A) U2OS cells were transiently transfected with HA tagged mULK1, 16h post-transfection starved (EBSS) for 4h or treated with KU0063794 for 6h, fixed and immune-labeled with anti-TBC1D5 and LC3 antibody. Magnified regions represent regions where TBC1D5-LC3-mULK1 co-localization was observed.