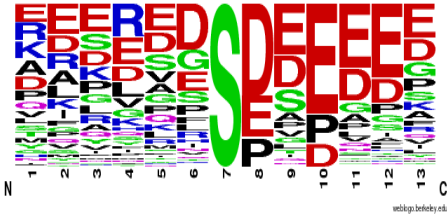


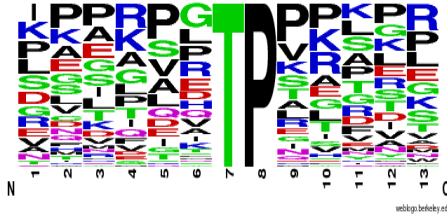
Figure S3

Burkitt lymphoma

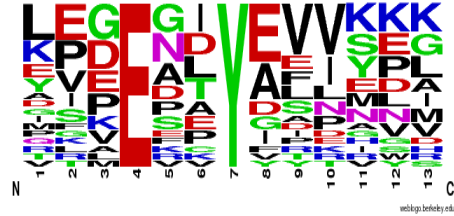
p-Ser motifs



p-Thr motifs



p-Tyr motifs

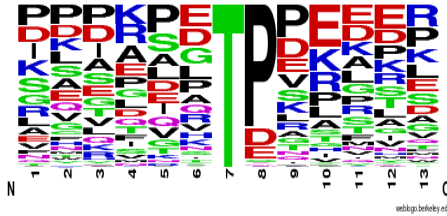


Follicular lymphoma

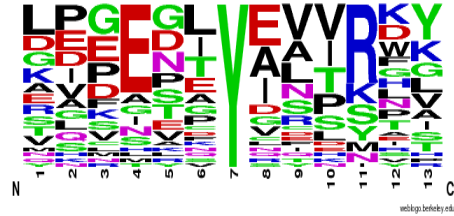
p-Ser motifs



p-Thr motifs

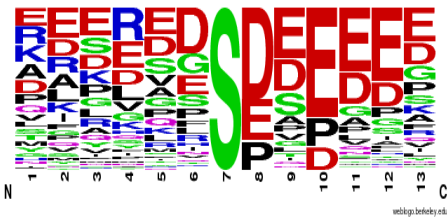


p-Tyr motifs

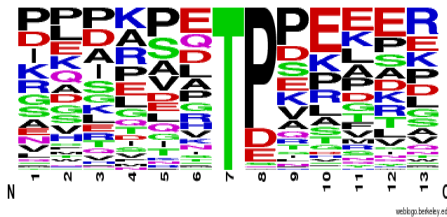


Mantle cell lymphoma

p-Ser motifs



p-Thr motifs



p-Tyr motifs

No recurrent motif found